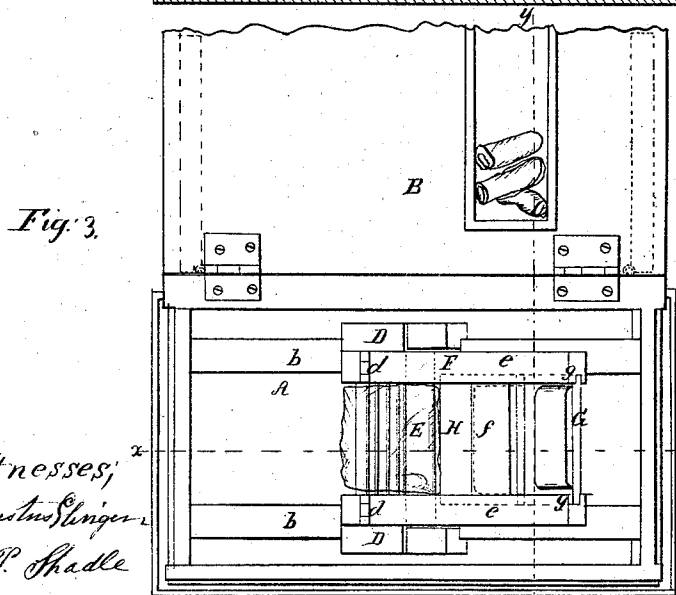
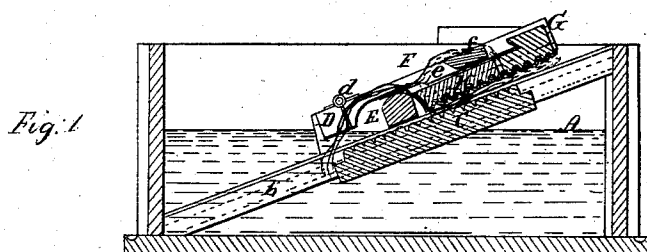
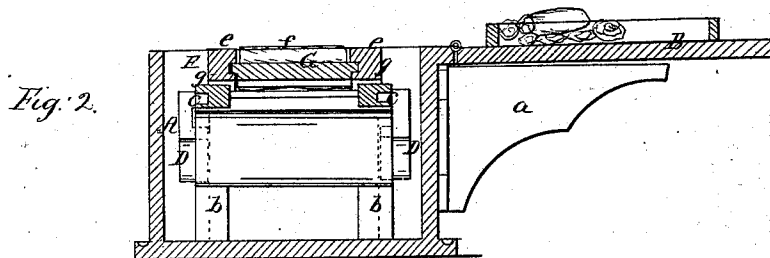


*C. Carter,*  
*Washing Machine,*  
*N<sup>o</sup> 26,335.      Patented Dec. 6, 1859.*



*Witnesses;*  
*Augustus Singer,*  
*H. P. Shadle*

*Inventor;*  
*C. Carter*

# UNITED STATES PATENT OFFICE.

C. CARTER, OF FRANKLIN, IOWA.

## WASHING-MACHINE.

Specification of Letters Patent No. 26,335, dated December 6, 1859.

*To all whom it may concern:*

Be it known that I, C. CARTER, of Franklin, in the county of Lee and State of Iowa, have invented a new and Improved Clothes-

5 Washing Machine; and I do hereby declare that the following is a full, clear, and exact description of the same, reference being had to the annexed drawings, making a part of this specification, in which—

10 Figure 1, is a side sectional view of my invention taken in the line *x, x*, Fig. 3. Fig. 2, a transverse sectional view of the same, taken in the line *y, y*, Fig. 3. Fig. 3, a plan or top view of the same.

15 Similar letters of reference indicate corresponding parts in the several figures.

This invention consists in the employment or use of an inclined corrugated washboard placed within a box or suitable suds-receptacle and used in connection with a reciprocating rubber-frame and rubbers, the whole being arranged substantially as hereinafter described, whereby the desired work may be done with facility and in a thorough manner, the several portions of each piece or article to be washed which require an excess of rubbing being subjected to a requisite degree of friction and to more or less rubbing as may be required without subjecting to an undue treatment other portions not requiring it.

To enable those skilled in the art to fully understand and construct my invention, I will proceed to describe it.

35 A, represents a box which may be of rectangular form and provided with a bed B, which when open is supported by rests *a* connected to the box by hinges so that they may be folded snugly against the box when the lid is closed and the machine not in use. The box A, may be of wood and of any suitable dimensions.

40 Within the box A, too inclined bars *b, b*, are placed. Between the bars *b, b*, which may be of wood the wash board C, is placed and firmly secured. This wash board may be of glass, at least that would be the preferable material although metal or wood might be used. The wash board is fluted or corrugated transversely and may be of any suitable length. The outer side of each bar *b*, is grooved longitudinally as shown plainly at *c*, in Fig. 2, and on each bar a slide D, is placed, said slides being provided with lips 55 which fit into the grooves and serve to keep the slides in proper position on the bars *b, b*.

The slides D, are connected by a traverse bar E. To the slides D, a frame F, is attached by hinges *d, d*. This frame F, is formed simply of two bars *e, e*, connected by a traverse bar *f*. The inner surfaces of the bars *e, e*, are grooved longitudinally as shown at *g, g*, to receive rubbers G, H, which may be of wood or other suitable material and provided with a corrugated or fluted surface at their face side. These rubbers may also if desired have their face sides covered with an elastic substance as india rubber or a similar article. I do not however confine myself to any particular arrangement of the rubbing surfaces of the rubbers G, H.

The operation is as follows: The box A, is supplied with a requisite quantity of suds and the clothes are placed over the bar E, and underneath the rubber H, between said rubber and wash board C. The frame F, is then moved up and down by hand the operator pressing on the frame so as to subject the clothes to the requisite pressure and friction. It is designed that the rubber H, will perform the most of the work, but, there are certain articles, such as shirts, for instance, which have portions that require to be operated on more than others as the wristbands and collars. These parts may be thoroughly cleansed by the rubber G, the portions of the piece not to be acted on being placed over the traverse bar *f*, of the frame F, and over the top of the rubber H. By pressing the rubber G, against *f*, the clothes are firmly retained in position or held while being acted on. By having the frame F, hinged to the slides D, the clothes may be readily adjusted in the frame and detached therefrom.

The invention it will be seen cannot as in a majority of clothes-washing machines injure the clothes, for the pressure may be graduated as desired and with as great a nicety as if the fists were applied directly to the work, as in the old laborious manual process and any portions of the clothes that may require to be operated on more than another may be treated as required without subjecting the other portions to an unnecessary friction and wear.

I do not claim separately and broadly any individual part herein described, but,

Having thus described my invention, what I do claim as new and desire to secure by Letters Patent, is—

1. The inclined wash board C, fitted be-

tween ways or guides *b, b*, which have a sliding or reciprocating rubber frame F, fitted on them by being hinged to slides D, D, the above parts being fitted within a  
5 suitable box or suds-receptacle A, and arranged to operate as and for the purpose set forth.

2. I further claim the arrangement of the

rubbers G, H, fitted within the hinged reciprocating frame F, and used in connection 10 with the inclined wash-board C, for the purpose specified.

C. CARTER.

Witnesses:

AUGUSTUS EHINGER,  
H. P. SHADLE.