

United States Patent [19]
McKellar

[11] **Patent Number: Des. 293,154**
 [45] **Date of Patent: ** Dec. 8, 1987**

- [54] **POSTAL BOX UNIT OR SIMILAR ARTICLE**
 [76] **Inventor: Mark B. McKellar, 3130 Walnut Bend, #404, Houston, Tex. 77042**
 [**] **Term: 14 Years**
 [21] **Appl. No.: 726,026**
 [22] **Filed: Apr. 23, 1985**
 [52] **U.S. Cl. D99/29; D99/28; D99/99**
 [58] **Field of Search D99/99, 28, 34, 35, D99/33, 36, 43, 29; 232/24, 25, 4 R, 17, 27; D14/102; 109/56, 53**

- [56] **References Cited**
U.S. PATENT DOCUMENTS
 D. 234,022 12/1974 Cray et al. D14/102
 D. 247,361 2/1978 Cray, Jr. et al. D14/102
 894,577 7/1908 Bessner 232/27
 1,605,118 11/1926 Kolstad 232/24

4,121,758 10/1978 Bonner 232/24 X
 4,164,907 8/1979 Piatscheck 109/56 X

FOREIGN PATENT DOCUMENTS

674878 4/1939 Fed. Rep. of Germany 232/24

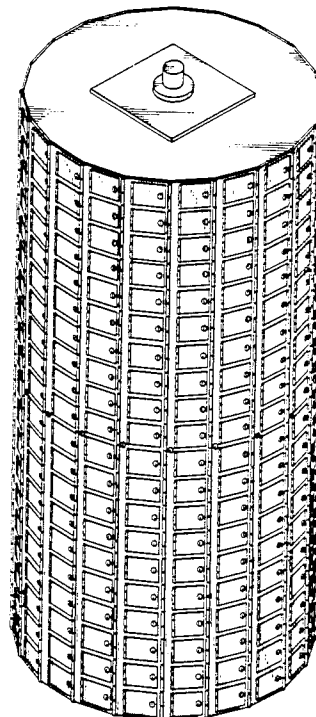

Primary Examiner—Winifred E. Herrmann
Attorney, Agent, or Firm—William E. Shull; Paul F. Simpson

[57] **CLAIM**

The ornamental design for a postal box unit or similar article, as shown and described.

DESCRIPTION

FIG. 1 is a top perspective view of a postal box unit or similar article showing my new design; FIG. 2 is a bottom perspective view thereof; and FIG. 3 is an enlarged top perspective view of a modification of my new design, the bottom and sides not shown are similar to those shown herein.



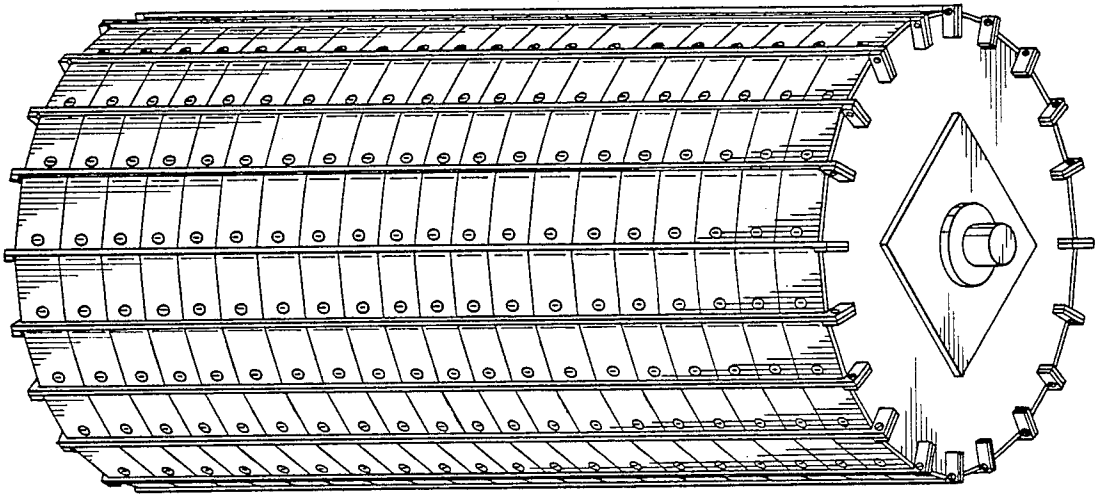


FIG. 2

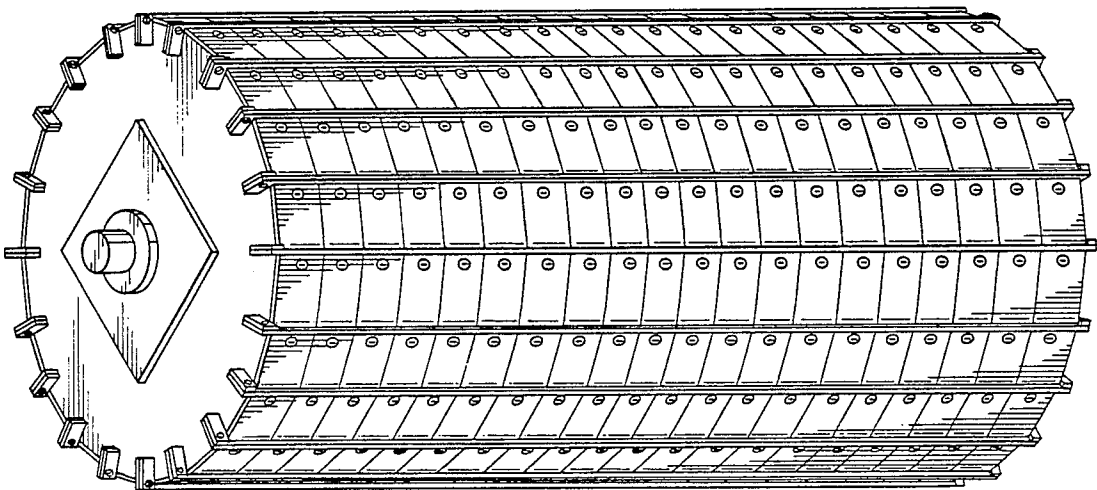


FIG. 1

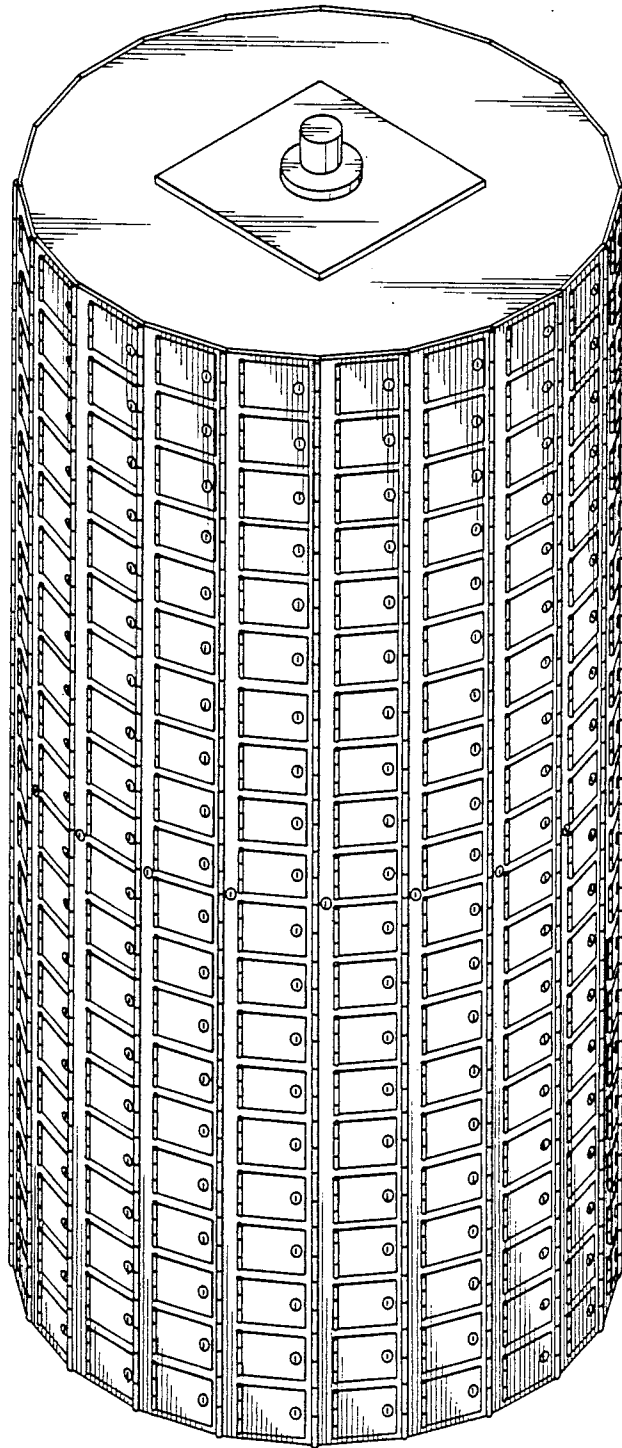


FIG. 3