



US00D332134S

United States Patent [19]

Hiller

[11] Patent Number: **Des. 332,134**

[45] Date of Patent: **** Dec. 29, 1992**

[54] **CONNECTOR FOR USE BETWEEN A VACUUM CLEANER AND AN INFLATABLE OBJECT**

[76] Inventor: **Fred R. Hiller**, P.O. Box 310, Lexington, S.C. 29072

[**] Term: **14 Years**

[21] Appl. No.: **468,826**

[22] Filed: **Jan. 22, 1990**

[52] U.S. Cl. **D23/231**

[58] Field of Search **D23/231-232; 152/415-416, 426; 141/329-330; 137/223-224, 230-232, 234.5; D3/24; D10/104, 107, 113; D15/138-139; D21/51, 52; 15/257 A, 314-315, 415.1, 418; 285/7, 176-177**

[56] **References Cited**

U.S. PATENT DOCUMENTS

1,681,838	8/1928	Conklin	285/176 X
1,869,200	7/1932	Linton	15/415.1
2,315,792	4/1943	Hoss	285/177 X
2,507,536	5/1950	Goodson	285/176 X
2,600,862	6/1952	Fenton	137/223 X

2,643,861	6/1953	Losey	285/176 X
2,918,076	12/1959	Dockrell	137/223
2,989,068	6/1961	Delacosac	137/223
4,532,670	8/1985	Fortune	15/314
4,653,550	3/1987	Crowley	137/223 X
4,686,737	8/1987	Fortune	15/415.1
4,924,796	5/1990	Duffy	137/234.5 X
4,941,689	7/1990	Sjöberg	285/7

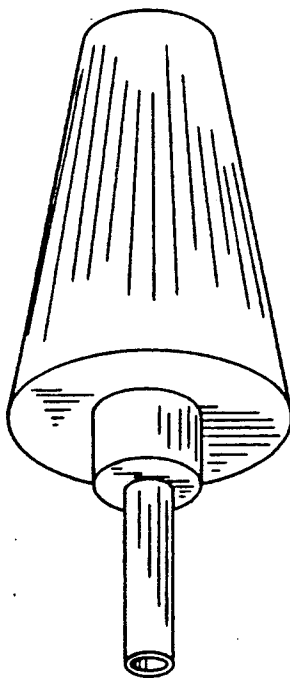
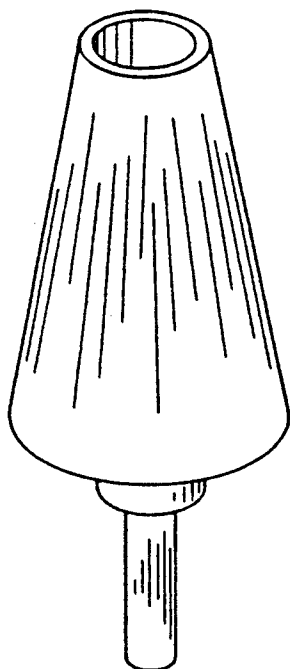
Primary Examiner—Susan J. Lucas
Assistant Examiner—M. H. Tung
Attorney, Agent, or Firm—Bailey & Hardaway

[57] **CLAIM**

The ornamental design for a connector for use between a vacuum cleaner and an inflatable object, as shown and described.

DESCRIPTION

FIG. 1 is a top perspective view a device showing my new design;
FIG. 2 is a bottom perspective view thereof;
FIG. 3 is a top plan view thereof;
FIG. 4 is a bottom plan view thereof; and,
FIG. 5 is a side elevational view thereof all sides being identical.



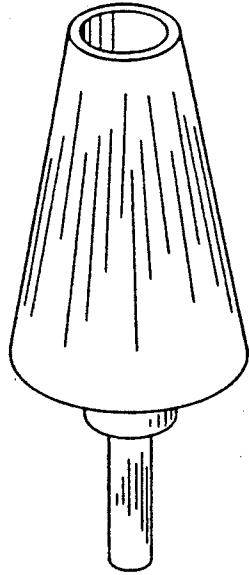


FIG. 1

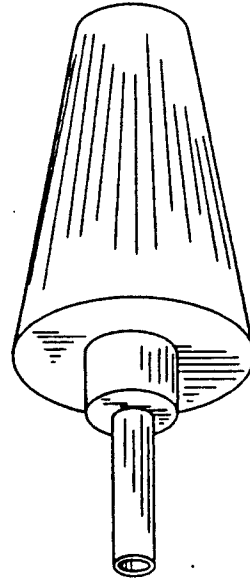


FIG. 2

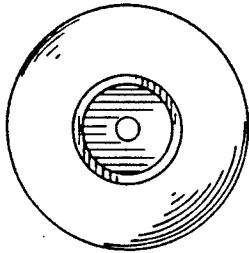


FIG. 3



FIG. 4

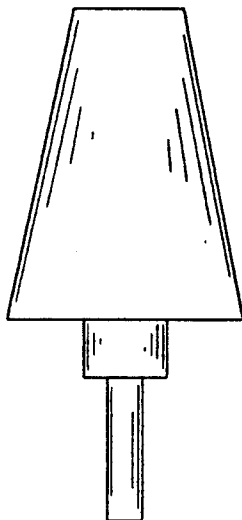


FIG. 5