



US00D329969S

United States Patent [19]

[11] Patent Number: Des. 329,969

Kemp

[45] Date of Patent: ** Oct. 6, 1992

[54] **WRENCH FOR A POOL VACUUM COVER**

4,358,142 11/1982 Montalvo D8/14
4,836,065 6/1989 Setliff 81/176.2

[76] Inventor: **Gloria A. Kemp**, P.O. Box 297, Ada, Okla. 74820

Primary Examiner—Bernard Ansher
Assistant Examiner—Philip Hyder
Attorney, Agent, or Firm—Glen M. Burdick; Bill D. McCarthy

[**] Term: **14 Years**

[21] Appl. No.: **506,754**

[57] **CLAIM**

[22] Filed: **Apr. 9, 1990**

The ornamental design for a wrench for a pool vacuum cover, as shown and described.

[52] U.S. Cl. **D8/14; D8/14**

[58] Field of Search **D8/14, 21, 26; 81/124.2, 124.7, 3.4, 3.07, 176.1, 176.2, 176.15, 179**

DESCRIPTION

[56] **References Cited**

U.S. PATENT DOCUMENTS

D. 277,729	2/1985	Maxwell	D8/14
D. 284,637	7/1986	Erickson et al.	D8/21
D. 311,315	10/1990	Duke	D8/25
342,824	6/1886	Clark	D8/21
1,416,461	5/1922	Hance	D8/26
4,059,033	11/1977	Johnson	81/176.1
4,209,903	7/1980	Owens	D8/98

FIG. 1 is a perspective view of a wrench for a pool vacuum cover showing my new design, with a person and a vacuum lid cover in broken lines for illustrative purposes only and forming no part of the claimed design;

FIG. 2 is a front elevational view thereof;

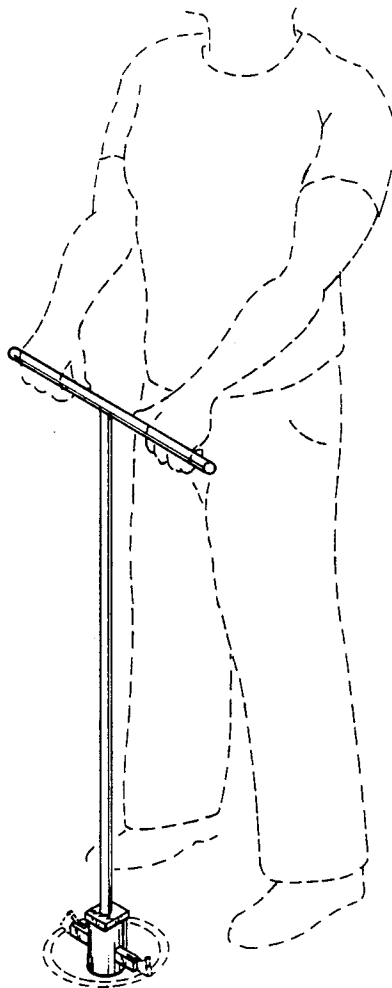
FIG. 3 is a rear elevational view thereof;

FIG. 4 is a left side elevational view thereof;

FIG. 5 is a right side elevational view thereof;

FIG. 6 is a top plan view thereof; and,

FIG. 7 is a bottom plan view thereof.



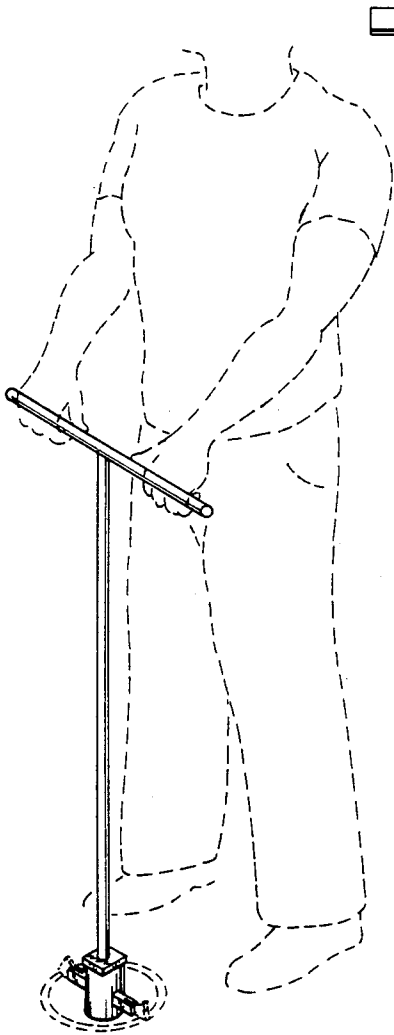


FIG. 1

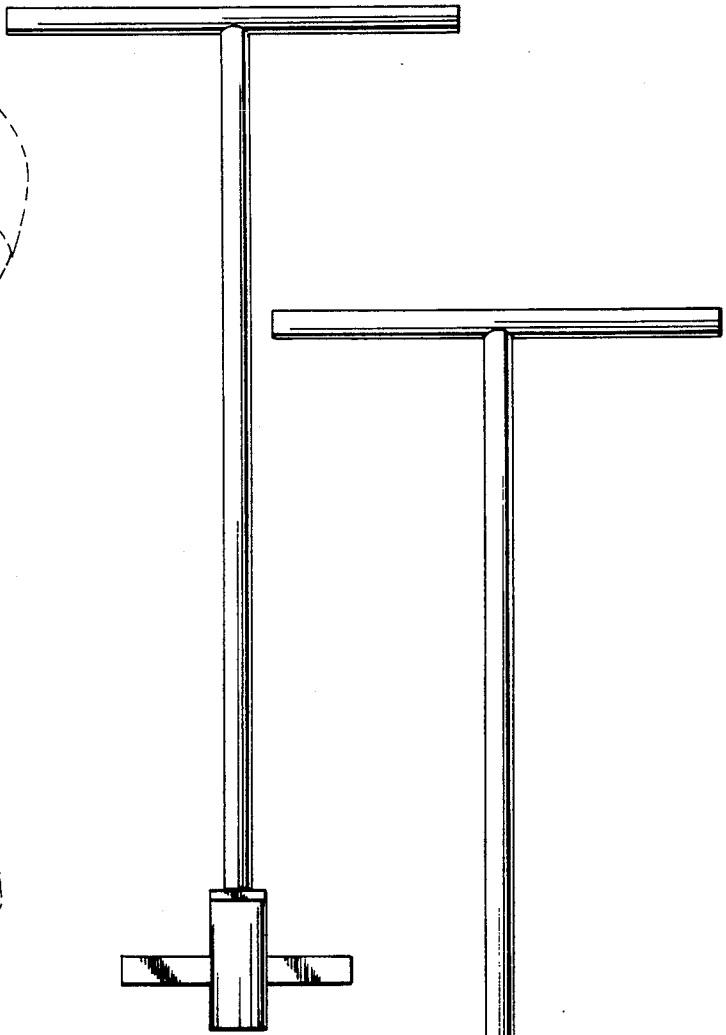


FIG. 2

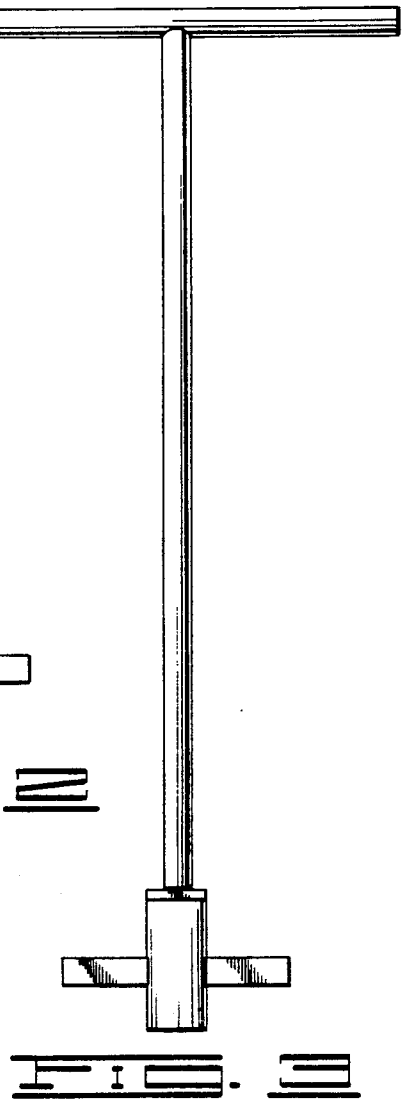


FIG. 3



FIG. 4



FIG. 5



FIG. 6



FIG. 7