



US00D856481S

(12) **United States Design Patent**
Martin

(10) **Patent No.:** **US D856,481 S**

(45) **Date of Patent:** **** Aug. 13, 2019**

(54) **PRESSURE EQUALIZATION VALVE FOR A COLD ROOM**

(71) Applicant: **FERMOD**, Senlis (FR)

(72) Inventor: **Remi Martin**, Angicourt (FR)

(**) Term: **15 Years**

(21) Appl. No.: **35/505,083**

(22) Filed: **Apr. 4, 2018**

(80) **Hague Agreement Data**

Int. Filing Date: **Apr. 4, 2018**

Int. Reg. No.: **DM/101351**

Int. Reg. Date: **Apr. 4, 2018**

Int. Reg. Pub. Date: **Jun. 8, 2018**

(51) **LOC (12) Cl.** **23-01**

(52) **U.S. Cl.**
USPC **D23/233**

(58) **Field of Classification Search**
USPC D23/233-237, 247, 248, 262
CPC F16K 17/04; F16K 17/06; F16K 31/126;
F16K 31/385; F16K 47/16
See application file for complete search history.

(56) **References Cited**

U.S. PATENT DOCUMENTS

D242,709 S * 12/1976 Schourup D23/235
D242,710 S * 12/1976 Schourup D23/235

D537,919 S * 3/2007 Yamashita D23/233
D623,271 S * 9/2010 Yamada D23/233
D676,110 S * 2/2013 Oike D23/233
D700,284 S * 2/2014 Hansen D23/233
D750,744 S * 3/2016 Liljegvist D23/233
D758,541 S * 6/2016 Keller D23/233
D774,984 S * 12/2016 Panichgasem D12/118
D787,636 S * 5/2017 Nishikawa D23/233
D822,165 S * 7/2018 Rycroft D23/233
D822,168 S * 7/2018 Nelli D23/233

* cited by examiner

Primary Examiner — Khawaja Anwar


(57) **CLAIM**

The ornamental design for a pressure equalization valve for a cold room, as shown and described.


DESCRIPTION

1. Pressure equalization valve for a cold room
FIG. 1.1 is a top plan view of a pressure equalization valve for a cold room showing my new design;
FIG. 1.2 is a side elevation view thereof;
FIG. 1.3 is a front side perspective view thereof; and
FIG. 1.4 is a front elevation view thereof.


1 Claim, 4 Drawing Sheets




1.1



1.2



1.3



1.4

