

(19) World Intellectual Property Organization
International Bureau



(43) International Publication Date
13 July 2006 (13.07.2006)

PCT

(10) International Publication Number
WO 2006/074358 A1

(51) International Patent Classification:

A61K 31/55 (2006.01) A61K 9/20 (2006.01)
A61K 9/48 (2006.01)

(21) International Application Number:

PCT/US2006/000442

(22) International Filing Date: 3 January 2006 (03.01.2006)

(25) Filing Language: English

(26) Publication Language: English

(30) Priority Data:

60/641,040 3 January 2005 (03.01.2005) US

(71) Applicant (for all designated States except US): **THE REGENTS OF THE UNIVERSITY OF MICHIGAN** [US/US]; 3003 South State Street, Ann Arbor, Michigan 48109 (US).

(72) Inventor; and

(75) Inventor/Applicant (for US only): **GLICK, Gary, D.** [US/US]; 1663 Snowberry Ridge Road, Ann Arbor, Michigan 48103 (US).

(74) Agents: **GOETZ, Robert, A.** et al.; Medlen & Carroll, LLP, 101 Howard Street, Suite 350, San Francisco, California 94105 (US).

(81) Designated States (unless otherwise indicated, for every kind of national protection available): AE, AG, AL, AM, AT, AU, AZ, BA, BB, BG, BR, BW, BY, BZ, CA, CH, CN, CO, CR, CU, CZ, DE, DK, DM, DZ, EC, EE, EG, ES, FI, GB, GD, GE, GH, GM, HR, HU, ID, IL, IN, IS, JP, KE, KG, KM, KN, KP, KR, KZ, LC, LK, LR, LS, LT, LU, LV, LY, MA, MD, MG, MK, MN, MW, MX, MZ, NA, NG, NI, NO, NZ, OM, PG, PH, PL, PT, RO, RU, SC, SD, SE, SG, SK, SL, SM, SY, TJ, TM, TN, TR, TT, TZ, UA, UG, US, UZ, VC, VN, YU, ZA, ZM, ZW.

(84) Designated States (unless otherwise indicated, for every kind of regional protection available): ARIPO (BW, GH, GM, KE, LS, MW, MZ, NA, SD, SL, SZ, TZ, UG, ZM, ZW), Eurasian (AM, AZ, BY, KG, KZ, MD, RU, TJ, TM), European (AT, BE, BG, CH, CY, CZ, DE, DK, EE, ES, FI, FR, GB, GR, HU, IE, IS, IT, LT, LU, LV, MC, NL, PL, PT, RO, SE, SI, SK, TR), OAPI (BF, BJ, CF, CG, CI, CM, GA, GN, GQ, GW, ML, MR, NE, SN, TD, TG).

Published:

- with international search report
- before the expiration of the time limit for amending the claims and to be republished in the event of receipt of amendments

For two-letter codes and other abbreviations, refer to the "Guidance Notes on Codes and Abbreviations" appearing at the beginning of each regular issue of the PCT Gazette.

(54) Title: COMPOSITIONS AND METHODS RELATING TO NOVEL COMPOUNDS AND TARGETS THEREOF

(57) Abstract: The present invention relates to novel chemical compounds, methods for their discovery, and their therapeutic use. In particular, the present invention provides benzodiazepine derivatives and related compounds and methods of using benzodiazepine derivatives and related compounds as therapeutic agents to treat a number of conditions associated with the faulty regulation of the processes of programmed cell death, autoimmunity, inflammation, hyperproliferation, and the like.



WO 2006/074358 A1

**COMPOSITIONS AND METHODS RELATING TO NOVEL
COMPOUNDS AND TARGETS THEREOF**

This invention was supported in part with NIH grants GM46831 and AI47450.
5 The United States government may have rights in this invention.

FIELD OF THE INVENTION

The present invention relates to novel chemical compounds, methods for their
discovery, and their therapeutic use. In particular, the present invention provides
10 benzodiazepine derivatives and related compounds and methods of using
benzodiazepine derivatives and related compounds as therapeutic agents to treat a
number of conditions associated with the faulty regulation of the processes of
programmed cell death, autoimmunity, inflammation, hyperproliferation, and the like.

15 **BACKGROUND OF THE INVENTION**

Multicellular organisms exert precise control over cell number. A balance
between cell proliferation and cell death achieves this homeostasis. Cell death occurs
in nearly every type of vertebrate cell via necrosis or through a suicidal form of cell
death, known as apoptosis. Apoptosis is triggered by a variety of extracellular and
20 intracellular signals that engage a common, genetically programmed death
mechanism.

Multicellular organisms use apoptosis to instruct damaged or unnecessary
cells to destroy themselves for the good of the organism. Control of the apoptotic
process therefore is very important to normal development, for example, fetal
25 development of fingers and toes requires the controlled removal, by apoptosis, of
excess interconnecting tissues, as does the formation of neural synapses within the
brain. Similarly, controlled apoptosis is responsible for the sloughing off of the inner
lining of the uterus (the endometrium) at the start of menstruation. While apoptosis
plays an important role in tissue sculpting and normal cellular maintenance, it is also
30 the primary defense against cells and invaders (*e.g.*, viruses) which threaten the well
being of the organism.

Not surprisingly many diseases are associated with dysregulation of the process of cell death. Experimental models have established a cause-effect relationship between aberrant apoptotic regulation and the pathenogenicity of various neoplastic, autoimmune and viral diseases. For instance, in the cell mediated immune response, effector cells (*e.g.*, cytotoxic T lymphocytes “CTLs”) destroy virus-infected cells by inducing the infected cells to undergo apoptosis. The organism subsequently relies on the apoptotic process to destroy the effector cells when they are no longer needed. Autoimmunity is normally prevented by the CTLs inducing apoptosis in each other and even in themselves. Defects in this process are associated with a variety of autoimmune diseases such as lupus erythematosus and rheumatoid arthritis.

Multicellular organisms also use apoptosis to instruct cells with damaged nucleic acids (*e.g.*, DNA) to destroy themselves prior to becoming cancerous. Some cancer-causing viruses overcome this safeguard by reprogramming infected (transformed) cells to abort the normal apoptotic process. For example, several human papilloma viruses (HPVs) have been implicated in causing cervical cancer by suppressing the apoptotic removal of transformed cells by producing a protein (E6) which inactivates the p53 apoptosis promoter. Similarly, the Epstein-Barr virus (EBV), the causative agent of mononucleosis and Burkitt's lymphoma, reprograms infected cells to produce proteins that prevent normal apoptotic removal of the aberrant cells thus allowing the cancerous cells to proliferate and to spread throughout the organism.

Still other viruses destructively manipulate a cell's apoptotic machinery without directly resulting in the development of a cancer. For example, the destruction of the immune system in individuals infected with the human immunodeficiency virus (HIV) is thought to progress through infected CD4⁺ T cells (about 1 in 100,000) instructing uninfected sister cells to undergo apoptosis.

Some cancers that arise by non-viral means have also developed mechanisms to escape destruction by apoptosis. Melanoma cells, for instance, avoid apoptosis by inhibiting the expression of the gene encoding Apaf-1. Other cancer cells, especially lung and colon cancer cells, secrete high levels of soluble decoy molecules that inhibit the initiation of CTL mediated clearance of aberrant cells. Faulty regulation of the

apoptotic machinery has also been implicated in various degenerative conditions and vascular diseases.

It is apparent that the controlled regulation of the apoptotic process and its cellular machinery is vital to the survival of multicellular organisms. Typically, the
5 biochemical changes that occur in a cell instructed to undergo apoptosis occur in an orderly procession. However, as shown above, flawed regulation of apoptosis can cause serious deleterious effects in the organism.

There have been various attempts to control and restore regulation of the apoptotic machinery in aberrant cells (*e.g.*, cancer cells). For example, much work
10 has been done to develop cytotoxic agents to destroy aberrant cells before they proliferate. As such, cytotoxic agents have widespread utility in both human and animal health and represent the first line of treatment for nearly all forms of cancer and hyperproliferative autoimmune disorders like lupus erythematosus and rheumatoid arthritis.

15 Many cytotoxic agents in clinical use exert their effect by damaging DNA (*e.g.*, cis-diaminodichroplatanim(II) cross-links DNA, whereas bleomycin induces strand cleavage). The result of this nuclear damage, if recognized by cellular factors like the p53 system, is to initiate an apoptotic cascade leading to the death of the damaged cell.

20 However, existing cytotoxic chemotherapeutic agents have serious drawbacks. For example, many known cytotoxic agents show little discrimination between healthy and diseased cells. This lack of specificity often results in severe side effects that can limit efficacy and/or result in early mortality. Moreover, prolonged administration of many existing cytotoxic agents results in the expression of
25 resistance genes (*e.g.*, *bcl-2* family or multi-drug resistance (MDR) proteins) that render further dosing either less effective or useless. Some cytotoxic agents induce mutations into p53 and related proteins. Based on these considerations, ideal cytotoxic drugs should only kill diseased cells and not be susceptible to chemo-resistance.

30 One strategy to selectively kill diseased cells is to develop drugs that selectively recognize molecules expressed in diseased cells. Thus, effective cytotoxic chemotherapeutic agents, would recognize disease indicative molecules and induce

(*e.g.*, either directly or indirectly) the death of the diseased cell. Although markers on some types of cancer cells have been identified and targeted with therapeutic antibodies and small molecules, unique traits for diagnostic and therapeutic exploitation are not known for most cancers. Moreover, for diseases like lupus,
5 specific molecular targets for drug development have not been identified.

What are needed are improved compositions and methods for regulating the apoptotic processes in subjects afflicted with diseases and conditions characterized by faulty regulation of these processes (*e.g.*, viral infections, hyperproliferative autoimmune disorders, chronic inflammatory conditions, and cancers).

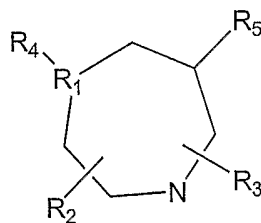
10

SUMMARY

The present invention provides novel compounds that find use in treating a number of diseases and conditions and that find use in research, compound screening, and diagnostic applications. The present invention also provides uses of these novel
15 compounds, as well as the use of known compounds, that elicit particular biological responses (*e.g.*, compounds that bind to particular target molecules and/or cause particular cellular events). Such compounds and uses are described throughout the present application and represent a diverse collection of compositions and applications.

20 Certain preferred compositions and uses are described below. The present invention is not limited to these particular compositions and uses.

The present invention provides a number of useful compositions as described throughout the present application. Certain preferred embodiments of the present invention include a composition comprising the following formula:

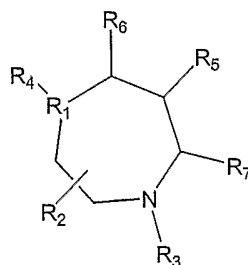


25

including both R and S enantiomeric forms and racemic mixtures; wherein R1 is a nitrogen atom or a carbon atom; wherein R2 is comprises a chemical moiety comprising a heterocyclic group containing 3 or more carbon atoms; wherein R3

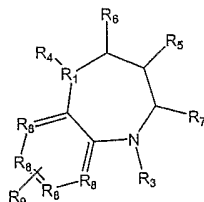
comprises a chemical moiety comprising a heterocyclic group containing 3 or more carbon atoms; and wherein R4 and R5 are separately selected from the group consisting of: hydrogen; halogen; CH₃; a linear or branched, saturated or unsaturated aliphatic chain having at least 2 carbons; a chemical moiety comprising a halogen; a
 5 chemical moiety comprising Sulfur; a chemical moiety comprising Nitrogen; an aromatic chemical moiety; a hydrophilic chemical moiety; and a hydrophobic chemical moiety.

In preferred embodiments, the composition comprises the formula:



10 wherein R6 is selected from the group consisting of H and a ketone; and wherein R7 is selected from the group consisting of H and a ketone.

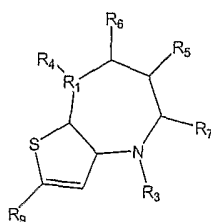
In preferred embodiments, the composition comprises the formula:



In such preferred embodiments, R8 is carbon or nitrogen and R9 is selected from H, a
 15 hydroxy, an alkoxy, a halogen, an amino, a lower-alkyl, a substituted-amino, an acetylamino, a hydroxyamino, an aliphatic group having 1-8 carbons and 1-20 hydrogens, a substituted aliphatic group of similar size, a cycloaliphatic group consisting of less than 10 carbons, a substituted cycloaliphatic group, an aryl, a heterocyclic, NO₂; SR'; and NR'₂, wherein R' is defined as a linear or branched,
 20 saturated or unsaturated aliphatic chain having at least one carbon; a linear or branched, saturated or unsaturated aliphatic chain having at least 2 carbons, and having at least one hydroxyl subgroup; a linear or branched, saturated or unsaturated aliphatic chain having at least 2 carbons, and having at least one thiol subgroup; a linear or branched, saturated or unsaturated aliphatic chain having at least 2 carbons,

wherein the aliphatic chain terminates with an aldehyde subgroup; a linear or branched, saturated or unsaturated aliphatic chain having at least 2 carbons, and having at least one ketone subgroup; a linear or branched, saturated or unsaturated aliphatic chain having at least 2 carbons; wherein the aliphatic chain terminates with a
 5 carboxylic acid subgroup; a linear or branched, saturated or unsaturated aliphatic chain having at least 2 carbons, and having at least one amide subgroup; a linear or branched, saturated or unsaturated aliphatic chain having at least 2 carbons, and having at least one acyl group; a linear or branched, saturated or unsaturated aliphatic chain having at least 2 carbons, and having at least one nitrogen containing moiety; a
 10 linear or branched, saturated or unsaturated aliphatic chain having at least 2 carbons, and having at least one amine subgroup; a linear or branched, saturated or unsaturated aliphatic chain having at least 2 carbons, and having at least one halogen subgroup; a linear or branched, saturated or unsaturated aliphatic chain having at least 2 carbons, and having at least one nitronium subgroup.

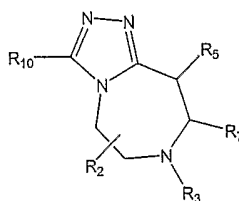
15 In preferred embodiments, the composition comprises the formula:



wherein R9 is selected from H, a hydroxy, an alkoxy, a halo, an amino, a lower-alkyl, a substituted-amino, an acetylamino, a hydroxyamino, an aliphatic group having 1-8 carbons and 1-20 hydrogens, a substituted aliphatic group of similar size, a
 20 cycloaliphatic group consisting of less than 10 carbons, a substituted cycloaliphatic group, an aryl, a heterocyclic, NO₂; SR'; and NR'₂, wherein R' is defined as a linear or branched, saturated or unsaturated aliphatic chain having at least one carbon; a linear or branched, saturated or unsaturated aliphatic chain having at least 2 carbons, and having at least one hydroxyl subgroup; a linear or branched, saturated or
 25 unsaturated aliphatic chain having at least 2 carbons, and having at least one thiol subgroup; a linear or branched, saturated or unsaturated aliphatic chain having at least 2 carbons, wherein the aliphatic chain terminates with an aldehyde subgroup; a linear or branched, saturated or unsaturated aliphatic chain having at least 2 carbons, and

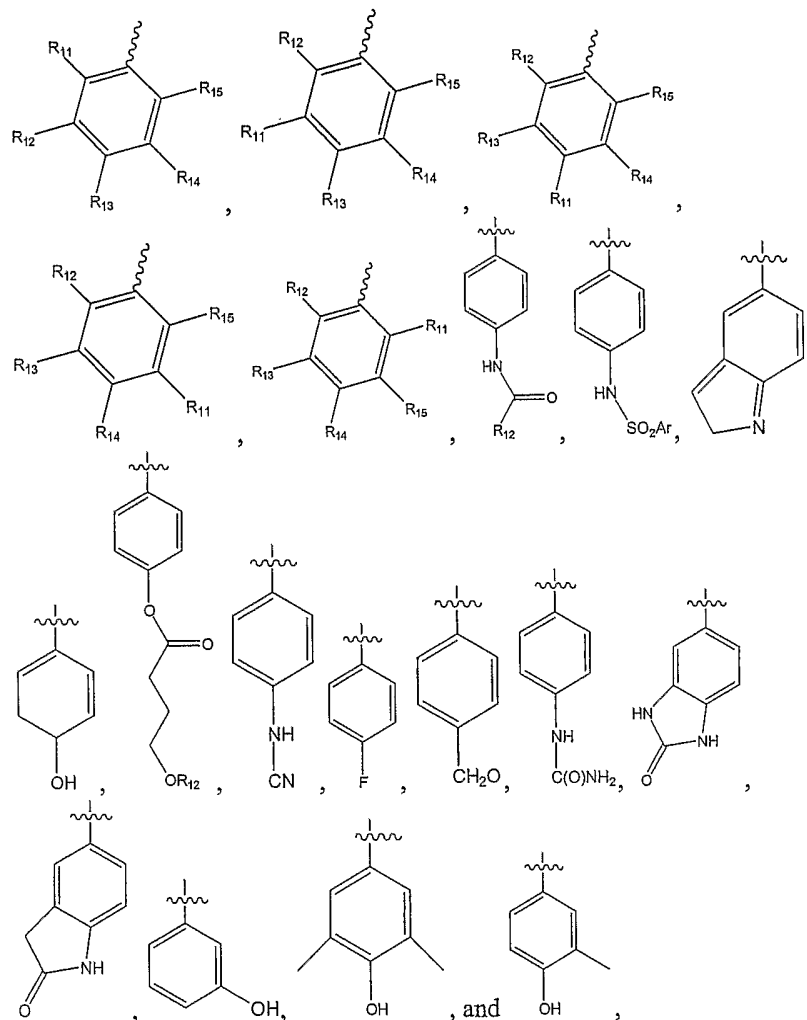
having at least one ketone subgroup; a linear or branched, saturated or unsaturated aliphatic chain having at least 2 carbons; wherein the aliphatic chain terminates with a carboxylic acid subgroup; a linear or branched, saturated or unsaturated aliphatic chain having at least 2 carbons, and having at least one amide subgroup; a linear or branched, saturated or unsaturated aliphatic chain having at least 2 carbons, and having at least one acyl group; a linear or branched, saturated or unsaturated aliphatic chain having at least 2 carbons, and having at least one nitrogen containing moiety; a linear or branched, saturated or unsaturated aliphatic chain having at least 2 carbons, and having at least one amine subgroup; a linear or branched, saturated or unsaturated aliphatic chain having at least 2 carbons, and having at least one halogen subgroup; a linear or branched, saturated or unsaturated aliphatic chain having at least 2 carbons, and having at least one nitronium subgroup.

In preferred embodiments, the composition comprises the formula:



wherein R10 is selected from the group consisting of: hydrogen; halogen; CH₃; a linear or branched, saturated or unsaturated aliphatic chain having at least 2 carbons; a chemical moiety comprising a halogen; a chemical moiety comprising Sulfur; a chemical moiety comprising Nitrogen; an aromatic chemical moiety; a hydrophilic chemical moiety; and a hydrophobic chemical moiety; and wherein R7 is selected from the group consisting of H and a ketone.

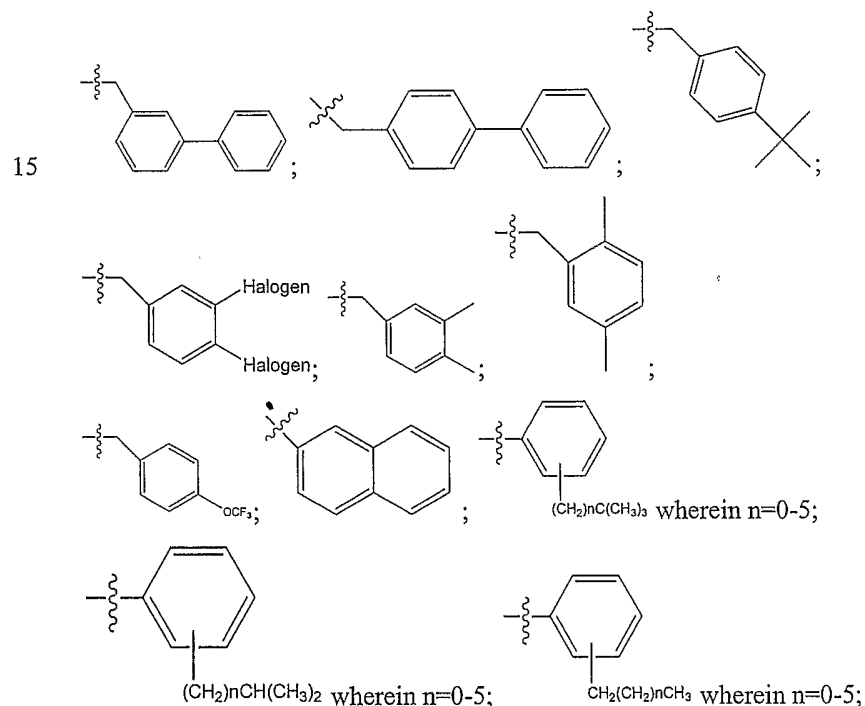
In other preferred embodiments, R3 is selected from the group consisting of:

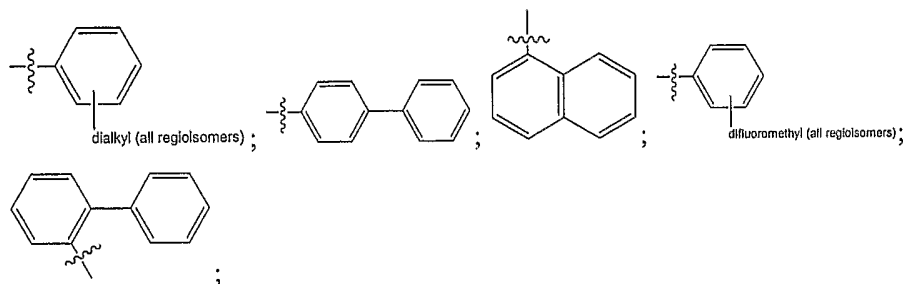


5 wherein R12, R13, R14 and R15 are selected from the group consisting of: hydrogen; CH_3 ; a linear or branched, saturated or unsaturated aliphatic chain having at least 1 carbon; a linear or branched, saturated or unsaturated aliphatic chain having at least 2
 10 carbons, and having at least one hydroxy subgroup; a linear or branched, saturated or unsaturated aliphatic chain having at least 2 carbons, and having at least one thiol subgroup; a linear or branched, saturated or unsaturated aliphatic chain having at least 2 carbons, wherein the aliphatic chain terminates with an aldehyde subgroup; a linear or branched, saturated or unsaturated aliphatic chain having at least 2 carbons, and having at least one ketone subgroup; a linear or branched, saturated or unsaturated aliphatic chain having at least 2 carbons; wherein the aliphatic chain terminates with a

carboxylic acid subgroup; a linear or branched, saturated or unsaturated aliphatic chain having at least 2 carbons, and having at least one amide subgroup; a linear or branched, saturated or unsaturated aliphatic chain having at least 2 carbons, and having at least one acyl group; a linear or branched, saturated or unsaturated aliphatic chain having at least 2 carbons, and having at least one nitrogen containing moiety; a linear or branched, saturated or unsaturated aliphatic chain having at least 2 carbons, and having at least one amine subgroup; a linear or branched, saturated or unsaturated aliphatic chain having at least 2 carbons, and having at least one ether subgroup; a linear or branched, saturated or unsaturated aliphatic chain having at least 2 carbons, and having at least one halogen subgroup; a linear or branched, saturated or unsaturated aliphatic chain having at least 2 carbons, and having at least one nitronium subgroup; and R11 is OH.

In yet other preferred embodiments, R4 or R5 are selected from group consisting of: naphthalanine; phenol; 1-Napthalenol; 2-Napthalenol;

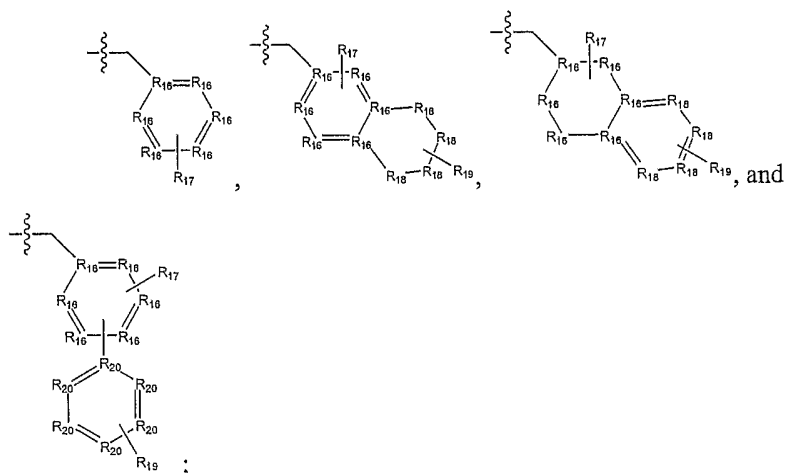




quinolines, and all aromatic regioisomers.

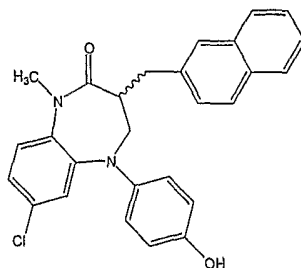
In other preferred embodiments, R4 or R5 is selected from the group

5 consisting of:

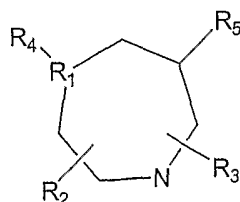


wherein R16 is carbon or nitrogen; wherein R17 is selected from the group consisting of hydrogen; halogen; CH₃; a linear or branched, saturated or unsaturated aliphatic chain having at least 2 carbons; a chemical moiety comprising a halogen; a chemical moiety comprising Sulfur; a chemical moiety comprising Nitrogen; an aromatic chemical moiety; a hydrophilic chemical moiety; and a hydrophobic chemical moiety; wherein R18 is carbon or nitrogen; wherein R19 is selected from the group consisting of hydrogen; halogen; CH₃; a linear or branched, saturated or unsaturated aliphatic chain having at least 2 carbons; a chemical moiety comprising a halogen; a chemical moiety comprising Sulfur; a chemical moiety comprising Nitrogen; an aromatic chemical moiety; a hydrophilic chemical moiety; and a hydrophobic chemical moiety; and wherein R20 is carbon or nitrogen.

In preferred embodiments, the composition is:



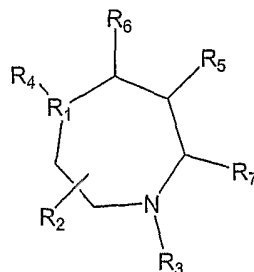
In certain embodiments, the present invention provides a method for cell regulation comprising: a) providing i. target cells having mitochondria; ii. and a composition comprising the following formula:



5

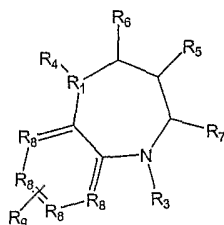
including both R and S enantiomeric forms and racemic mixtures; wherein R1 is a nitrogen atom or a carbon atom; wherein R2 is comprises a chemical moiety comprising a heterocyclic group containing 3 or more carbon atoms; wherein R3
 10 comprises a chemical moiety comprising a heterocyclic group containing 3 or more carbon atoms; and wherein R4 and R5 are separately selected from the group consisting of: hydrogen; halogen; CH₃; a linear or branched, saturated or unsaturated aliphatic chain having at least 2 carbons; a chemical moiety comprising a halogen; a chemical moiety comprising Sulfur; a chemical moiety comprising Nitrogen; an
 15 aromatic chemical moiety; a hydrophilic chemical moiety; and a hydrophobic chemical moiety; and b) exposing the cells to the composition under conditions such that the composition binds to the mitochondria so as to increase superoxide levels or alter cellular ATP levels in the cells.

In preferred embodiments, the composition comprises the formula:



wherein R6 is selected from the group consisting of H and a ketone; and wherein R7 is selected from the group consisting of H and a ketone.

In preferred embodiments, the composition comprises the formula:

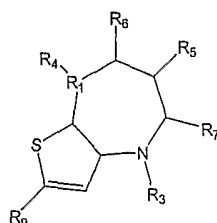


5

In such preferred embodiments, R8 is carbon or nitrogen and R9 is selected from H, a hydroxy, an alkoxy, a halogen, an amino, a lower-alkyl, a substituted-amino, an acetylamino, a hydroxyamino, an aliphatic group having 1-8 carbons and 1-20 hydrogens, a substituted aliphatic group of similar size, a cycloaliphatic group consisting of less than 10 carbons, a substituted cycloaliphatic group, an aryl, a heterocyclic, NO₂; SR'; and NR'₂, wherein R' is defined as a linear or branched, saturated or unsaturated aliphatic chain having at least one carbon; a linear or branched, saturated or unsaturated aliphatic chain having at least 2 carbons, and having at least one hydroxyl subgroup; a linear or branched, saturated or unsaturated aliphatic chain having at least 2 carbons, and having at least one thiol subgroup; a linear or branched, saturated or unsaturated aliphatic chain having at least 2 carbons, wherein the aliphatic chain terminates with an aldehyde subgroup; a linear or branched, saturated or unsaturated aliphatic chain having at least 2 carbons, and having at least one ketone subgroup; a linear or branched, saturated or unsaturated aliphatic chain having at least 2 carbons; wherein the aliphatic chain terminates with a carboxylic acid subgroup; a linear or branched, saturated or unsaturated aliphatic chain having at least 2 carbons, and having at least one amide subgroup; a linear or branched, saturated or unsaturated aliphatic chain having at least 2 carbons, and

having at least one acyl group; a linear or branched, saturated or unsaturated aliphatic chain having at least 2 carbons, and having at least one nitrogen containing moiety; a linear or branched, saturated or unsaturated aliphatic chain having at least 2 carbons, and having at least one amine subgroup; a linear or branched, saturated or unsaturated aliphatic chain having at least 2 carbons, and having at least one halogen subgroup; a
 5 linear or branched, saturated or unsaturated aliphatic chain having at least 2 carbons, and having at least one nitronium subgroup.

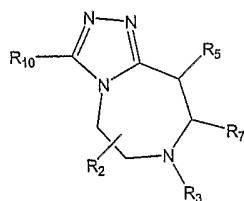
In preferred embodiments, the composition comprises the formula:



10 wherein R9 is selected from H, a hydroxy, an alkoxy, a halo, an amino, a lower-alkyl, a substituted-amino, an acetylamino, a hydroxyamino, an aliphatic group having 1-8 carbons and 1-20 hydrogens, a substituted aliphatic group of similar size, a cycloaliphatic group consisting of less than 10 carbons, a substituted cycloaliphatic group, an aryl, a heterocyclic, NO₂; SR'; and NR'₂, wherein R' is defined as a linear
 15 or branched, saturated or unsaturated aliphatic chain having at least one carbon; a linear or branched, saturated or unsaturated aliphatic chain having at least 2 carbons, and having at least one hydroxyl subgroup; a linear or branched, saturated or unsaturated aliphatic chain having at least 2 carbons, and having at least one thiol subgroup; a linear or branched, saturated or unsaturated aliphatic chain having at least
 20 2 carbons, wherein the aliphatic chain terminates with an aldehyde subgroup; a linear or branched, saturated or unsaturated aliphatic chain having at least 2 carbons, and having at least one ketone subgroup; a linear or branched, saturated or unsaturated aliphatic chain having at least 2 carbons; wherein the aliphatic chain terminates with a carboxylic acid subgroup; a linear or branched, saturated or unsaturated aliphatic
 25 chain having at least 2 carbons, and having at least one amide subgroup; a linear or branched, saturated or unsaturated aliphatic chain having at least 2 carbons, and having at least one acyl group; a linear or branched, saturated or unsaturated aliphatic chain having at least 2 carbons, and having at least one nitrogen containing moiety; a

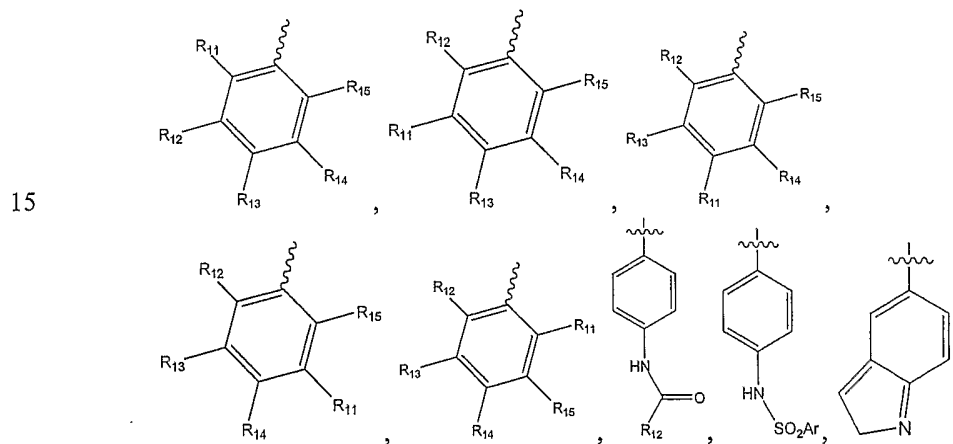
linear or branched, saturated or unsaturated aliphatic chain having at least 2 carbons, and having at least one amine subgroup; a linear or branched, saturated or unsaturated aliphatic chain having at least 2 carbons, and having at least one halogen subgroup; a linear or branched, saturated or unsaturated aliphatic chain having at least 2 carbons, and having at least one nitronium subgroup.

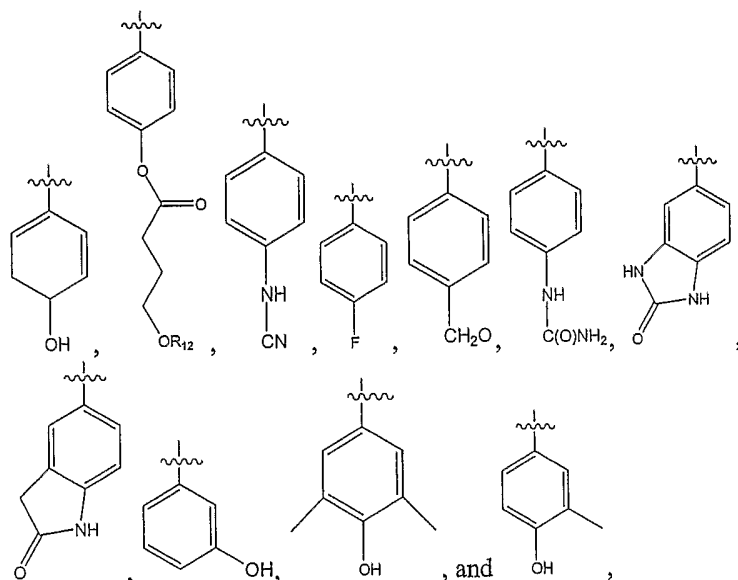
In other preferred embodiments, the composition comprises the formula:



wherein R10 is selected from the group consisting of: hydrogen; halogen; CH₃; a linear or branched, saturated or unsaturated aliphatic chain having at least 2 carbons; a chemical moiety comprising a halogen; a chemical moiety comprising Sulfur; a chemical moiety comprising Nitrogen; an aromatic chemical moiety; a hydrophilic chemical moiety; and a hydrophobic chemical moiety; and wherein R7 is selected from the group consisting of H and a ketone.

In yet other embodiments, R3 is selected from the group consisting of:

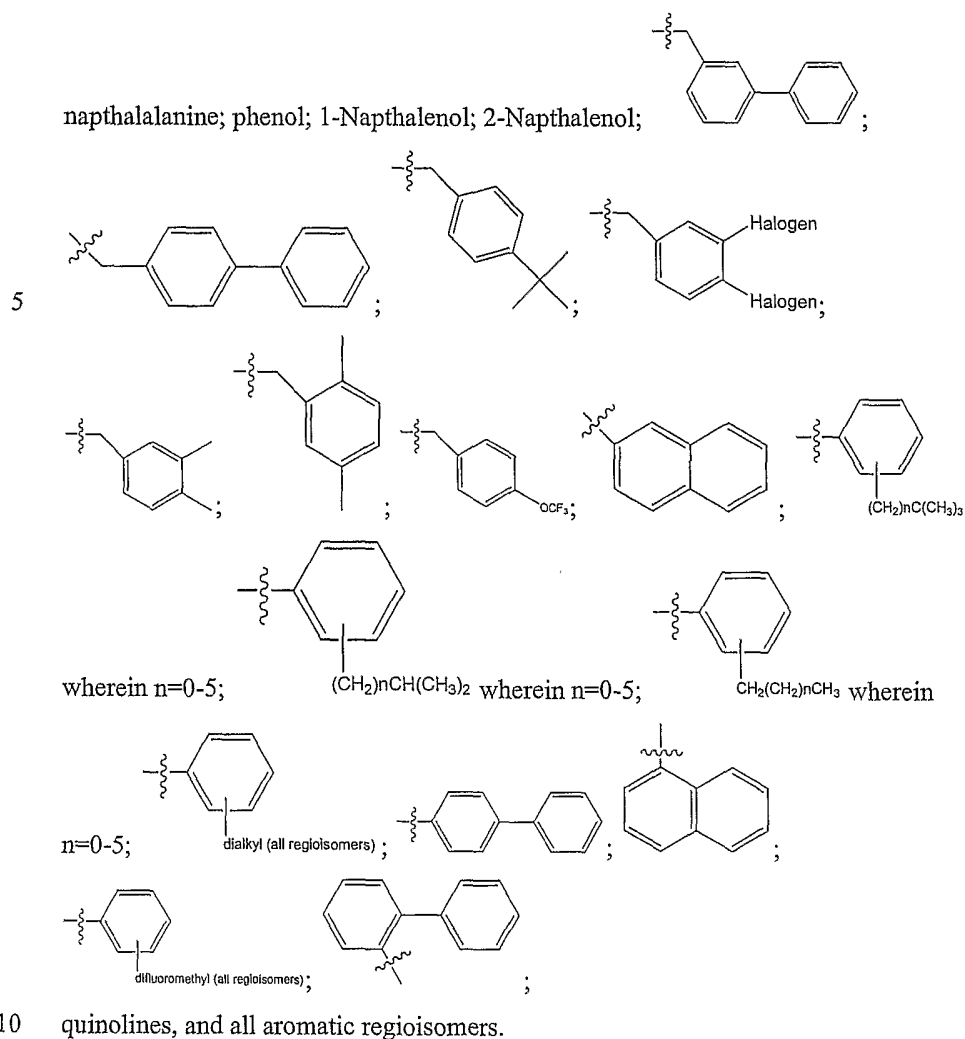


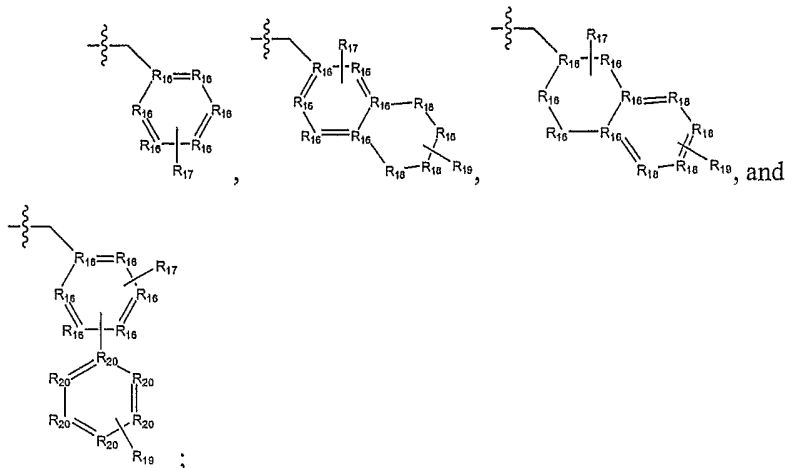


wherein R12, R13, R14 and R15 are selected from the group consisting of: hydrogen; CH₃; a linear or branched, saturated or unsaturated aliphatic chain having at least 1 carbon; a linear or branched, saturated or unsaturated aliphatic chain having at least 2 carbons, and having at least one hydroxy subgroup; a linear or branched, saturated or unsaturated aliphatic chain having at least 2 carbons, and having at least one thiol subgroup; a linear or branched, saturated or unsaturated aliphatic chain having at least 2 carbons, wherein the aliphatic chain terminates with an aldehyde subgroup; a linear or branched, saturated or unsaturated aliphatic chain having at least 2 carbons, and having at least one ketone subgroup; a linear or branched, saturated or unsaturated aliphatic chain having at least 2 carbons; wherein the aliphatic chain terminates with a carboxylic acid subgroup; a linear or branched, saturated or unsaturated aliphatic chain having at least 2 carbons, and having at least one amide subgroup; a linear or branched, saturated or unsaturated aliphatic chain having at least 2 carbons, and having at least one acyl group; a linear or branched, saturated or unsaturated aliphatic chain having at least 2 carbons, and having at least one nitrogen containing moiety; a linear or branched, saturated or unsaturated aliphatic chain having at least 2 carbons, and having at least one amine subgroup; a linear or branched, saturated or unsaturated aliphatic chain having at least 2 carbons, and having at least one ether subgroup; a linear or branched, saturated or unsaturated aliphatic chain having at least 2 carbons, and having at least one halogen subgroup; a linear or branched, saturated or

unsaturated aliphatic chain having at least 2 carbons, and having at least one nitronium subgroup; and R11 is OH.

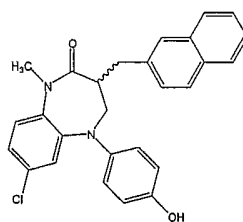
In preferred embodiments, R4 or R5 are selected from group consisting of:





wherein R16 is carbon or nitrogen; wherein R17 is selected from the group consisting of hydrogen; halogen; CH₃; a linear or branched, saturated or unsaturated aliphatic chain having at least 2 carbons; a chemical moiety comprising a halogen; a chemical moiety comprising Sulfur; a chemical moiety comprising Nitrogen; an aromatic chemical moiety; a hydrophilic chemical moiety; and a hydrophobic chemical moiety; wherein R18 is carbon or nitrogen; wherein R19 is selected from the group consisting of hydrogen; halogen; CH₃; a linear or branched, saturated or unsaturated aliphatic chain having at least 2 carbons; a chemical moiety comprising a halogen; a chemical moiety comprising Sulfur; a chemical moiety comprising Nitrogen; an aromatic chemical moiety; a hydrophilic chemical moiety; and a hydrophobic chemical moiety; and wherein R20 is carbon or nitrogen.

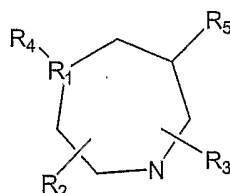
In preferred embodiments, the composition is:



15

In preferred embodiments, the target cells are selected from the group consisting of *in vitro* cells, *in vivo* cells, and *ex vivo* cells. In other embodiments, the target cells are cancer cells. In yet other embodiments, the target cells are selected from the group consisting of B cells, T cells, and granulocytes.

In certain embodiments, the present invention provides a method for regulating cell death comprising: a) providing: i. target cells having mitochondria; and ii. a composition comprising the following formula:



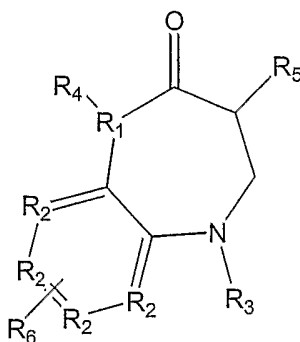
5

including both R and S enantiomeric forms and racemic mixtures; wherein R1 is a nitrogen atom or a carbon atom; wherein R2 is comprises a chemical moiety comprising a heterocyclic group containing 3 or more carbon atoms; wherein R3 comprises a chemical moiety comprising a heterocyclic group containing 3 or more carbon atoms; and wherein R4 and R5 are separately selected from the group consisting of: hydrogen; halogen; CH₃; a linear or branched, saturated or unsaturated aliphatic chain having at least 2 carbons; a chemical moiety comprising a halogen; a chemical moiety comprising Sulfur; a chemical moiety comprising Nitrogen; an aromatic chemical moiety; a hydrophilic chemical moiety; and a hydrophobic chemical moiety; and b) exposing the cells to the composition under conditions such that the exposure results in cell death.

10

15

In certain embodiments, the present invention provides a composition comprising the following formula:

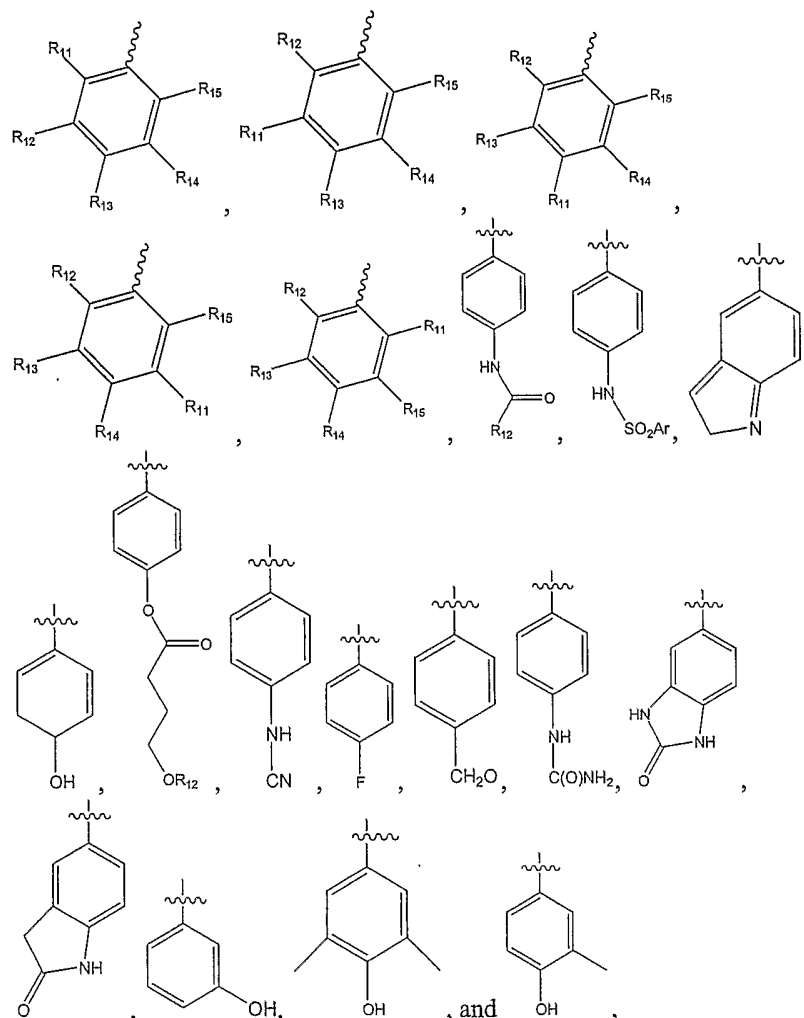


20

including both R and S enantiomeric forms and racemic mixtures. In such preferred embodiments, R1 is a nitrogen atom or a carbon atom; R2 is carbon or nitrogen; R3 comprises a chemical moiety comprising a heterocyclic group containing 3 or more carbon atoms; R4 and R5 are separately selected from the group

consisting of: hydrogen; halogen; CH₃; a linear or branched, saturated or unsaturated aliphatic chain having at least 2 carbons; a chemical moiety comprising a halogen; a chemical moiety comprising Sulfur; a chemical moiety comprising Nitrogen; an aromatic chemical moiety; a hydrophilic chemical moiety; and a hydrophobic chemical moiety; and R₆ is selected from H, a hydroxy, an alkoxy, a halogen, an amino, a lower-alkyl, a substituted-amino, an acetylamino, a hydroxyamino, an aliphatic group having 1-8 carbons and 1-20 hydrogens, a substituted aliphatic group of similar size, a cycloaliphatic group consisting of less than 10 carbons, a substituted cycloaliphatic group, an aryl, a heterocyclic, NO₂; SR'; and NR'₂, wherein R' is defined as a linear or branched, saturated or unsaturated aliphatic chain having at least one carbon; a linear or branched, saturated or unsaturated aliphatic chain having at least 2 carbons, and having at least one hydroxyl subgroup; a linear or branched, saturated or unsaturated aliphatic chain having at least 2 carbons, and having at least one thiol subgroup; a linear or branched, saturated or unsaturated aliphatic chain having at least 2 carbons, wherein the aliphatic chain terminates with an aldehyde subgroup; a linear or branched, saturated or unsaturated aliphatic chain having at least 2 carbons, and having at least one ketone subgroup; a linear or branched, saturated or unsaturated aliphatic chain having at least 2 carbons; wherein the aliphatic chain terminates with a carboxylic acid subgroup; a linear or branched, saturated or unsaturated aliphatic chain having at least 2 carbons, and having at least one amide subgroup; a linear or branched, saturated or unsaturated aliphatic chain having at least 2 carbons, and having at least one acyl group; a linear or branched, saturated or unsaturated aliphatic chain having at least 2 carbons, and having at least one nitrogen containing moiety; a linear or branched, saturated or unsaturated aliphatic chain having at least 2 carbons, and having at least one amine subgroup; a linear or branched, saturated or unsaturated aliphatic chain having at least 2 carbons, and having at least one halogen subgroup; a linear or branched, saturated or unsaturated aliphatic chain having at least 2 carbons, and having at least one nitronium subgroup.

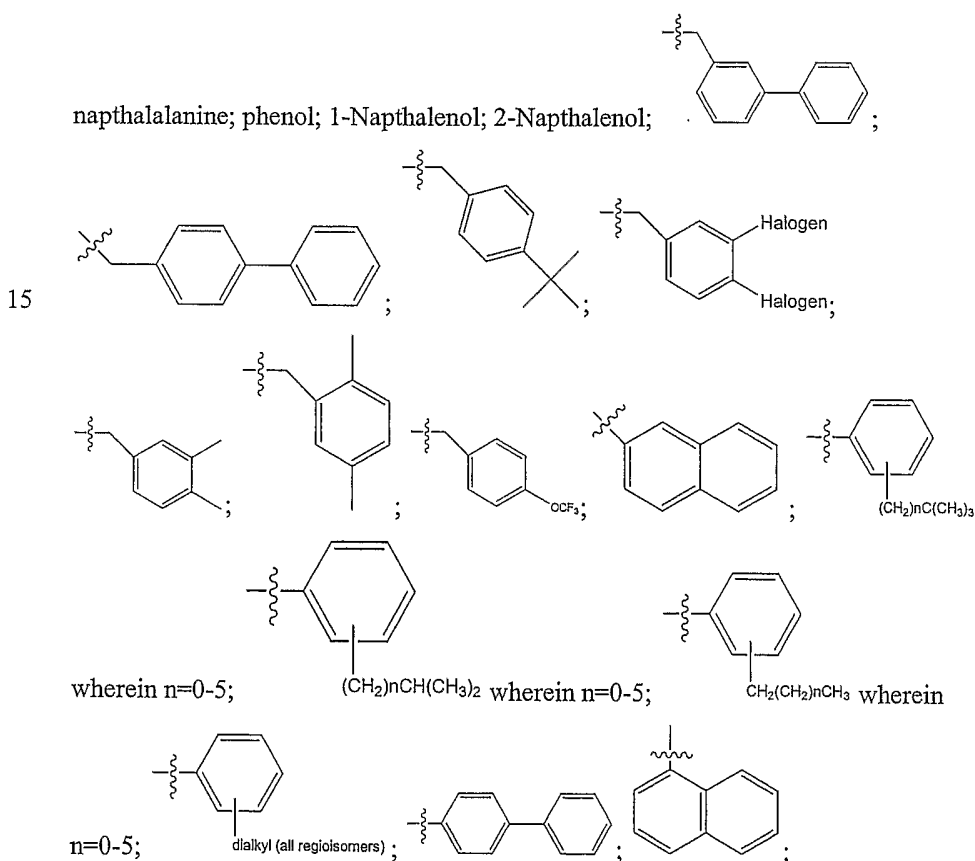
In preferred embodiments, R₃ is selected from the group consisting of:

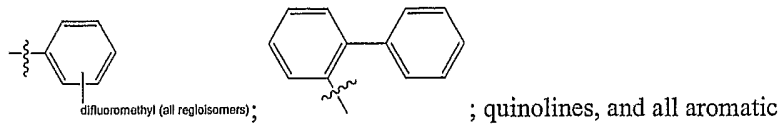


5 wherein R12, R13, R14 and R15 are selected from the group consisting of: hydrogen;
 CH₃; a linear or branched, saturated or unsaturated aliphatic chain having at least 1
 carbon; a linear or branched, saturated or unsaturated aliphatic chain having at least 2
 carbons, and having at least one hydroxy subgroup; a linear or branched, saturated or
 unsaturated aliphatic chain having at least 2 carbons, and having at least one thiol
 10 subgroup; a linear or branched, saturated or unsaturated aliphatic chain having at least
 2 carbons, wherein the aliphatic chain terminates with an aldehyde subgroup; a linear
 or branched, saturated or unsaturated aliphatic chain having at least 2 carbons, and
 having at least one ketone subgroup; a linear or branched, saturated or unsaturated
 aliphatic chain having at least 2 carbons; wherein the aliphatic chain terminates with a

carboxylic acid subgroup; a linear or branched, saturated or unsaturated aliphatic chain having at least 2 carbons, and having at least one amide subgroup; a linear or branched, saturated or unsaturated aliphatic chain having at least 2 carbons, and having at least one acyl group; a linear or branched, saturated or unsaturated aliphatic chain having at least 2 carbons, and having at least one nitrogen containing moiety; a linear or branched, saturated or unsaturated aliphatic chain having at least 2 carbons, and having at least one amine subgroup; a linear or branched, saturated or unsaturated aliphatic chain having at least 2 carbons, and having at least one ether subgroup; a linear or branched, saturated or unsaturated aliphatic chain having at least 2 carbons, and having at least one halogen subgroup; a linear or branched, saturated or unsaturated aliphatic chain having at least 2 carbons, and having at least one nitronium subgroup; and R11 is OH.

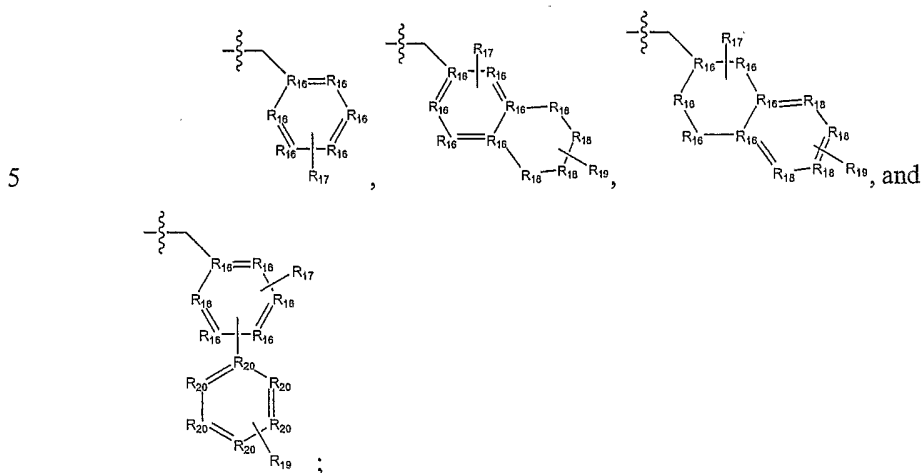
In preferred embodiments, R4 or R5 are selected from group consisting of:





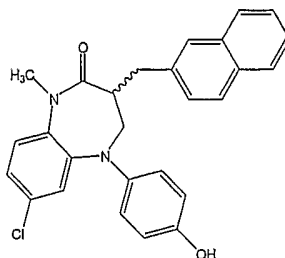
regioisomers.

In other preferred embodiments, R4 or R5 is selected from the group consisting of:

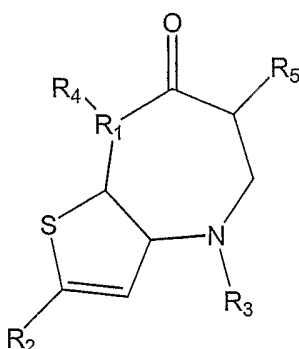


wherein R16 is carbon or nitrogen; wherein R17 is selected from the group consisting of hydrogen; halogen; CH₃; a linear or branched, saturated or unsaturated aliphatic chain having at least 2 carbons; a chemical moiety comprising a halogen; a chemical moiety comprising Sulfur; a chemical moiety comprising Nitrogen; an aromatic chemical moiety; a hydrophilic chemical moiety; and a hydrophobic chemical moiety; wherein R18 is carbon or nitrogen; wherein R19 is selected from the group consisting of hydrogen; halogen; CH₃; a linear or branched, saturated or unsaturated aliphatic chain having at least 2 carbons; a chemical moiety comprising a halogen; a chemical moiety comprising Sulfur; a chemical moiety comprising Nitrogen; an aromatic chemical moiety; a hydrophilic chemical moiety; and a hydrophobic chemical moiety; and wherein R20 is carbon or nitrogen.

In yet other preferred embodiments, the composition is:



In certain embodiments, the present invention provides a composition comprising the following formula:



5 including both R and S enantiomeric forms and racemic mixtures.

In such preferred embodiments, R1 is a nitrogen atom or a carbon atom; R2 is selected from H, a hydroxy, an alkoxy, a halo, an amino, a lower-alkyl, a substituted-amino, an acetylamino, a hydroxyamino, an aliphatic group having 1-8 carbons and 1-20 hydrogens, a substituted aliphatic group of similar size, a cycloaliphatic group
 10 consisting of less than 10 carbons, a substituted cycloaliphatic group, an aryl, a heterocyclic, NO₂; SR'; and NR'₂, wherein R' is defined as a linear or branched, saturated or unsaturated aliphatic chain having at least one carbon; a linear or branched, saturated or unsaturated aliphatic chain having at least 2 carbons, and having at least one hydroxyl subgroup; a linear or branched, saturated or unsaturated
 15 aliphatic chain having at least 2 carbons, and having at least one thiol subgroup; a linear or branched, saturated or unsaturated aliphatic chain having at least 2 carbons, wherein the aliphatic chain terminates with an aldehyde subgroup; a linear or branched, saturated or unsaturated aliphatic chain having at least 2 carbons, and having at least one ketone subgroup; a linear or branched, saturated or unsaturated
 20 aliphatic chain having at least 2 carbons; wherein the aliphatic chain terminates with a carboxylic acid subgroup; a linear or branched, saturated or unsaturated aliphatic

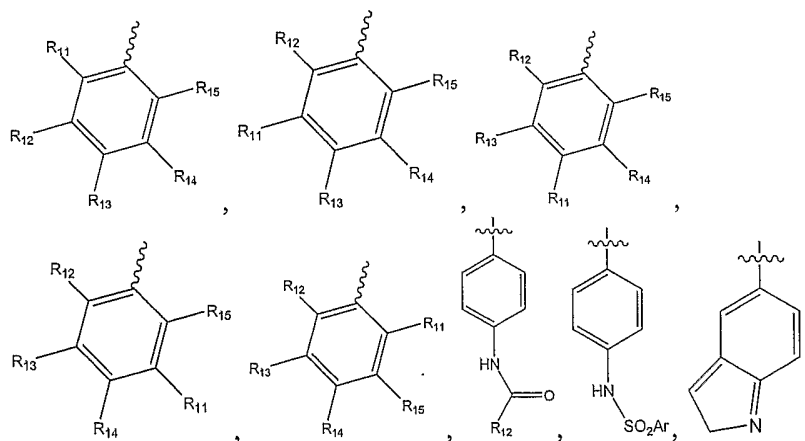
chain having at least 2 carbons, and having at least one amide subgroup; a linear or branched, saturated or unsaturated aliphatic chain having at least 2 carbons, and having at least one acyl group; a linear or branched, saturated or unsaturated aliphatic chain having at least 2 carbons, and having at least one nitrogen containing moiety; a

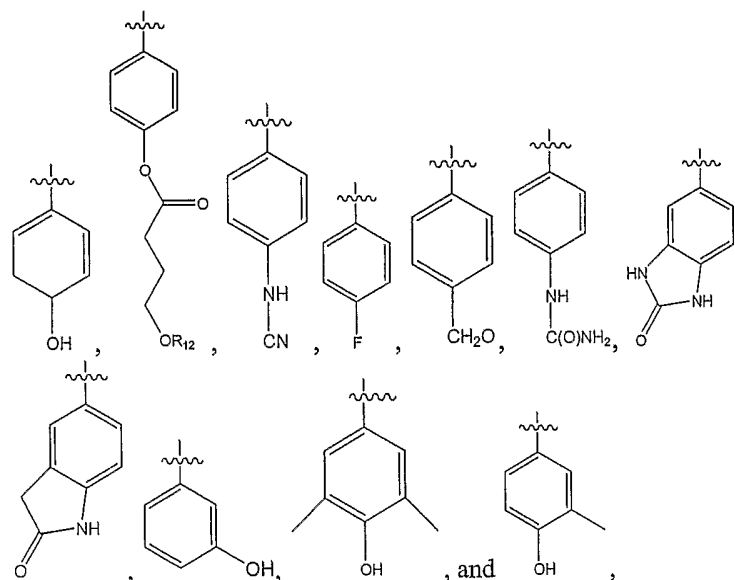
5 linear or branched, saturated or unsaturated aliphatic chain having at least 2 carbons, and having at least one amine subgroup; a linear or branched, saturated or unsaturated aliphatic chain having at least 2 carbons, and having at least one halogen subgroup; a linear or branched, saturated or unsaturated aliphatic chain having at least 2 carbons, and having at least one nitronium subgroup; R3 comprises a chemical moiety

10 comprising a heterocyclic group containing 3 or more carbon atoms; and R4 and R5 are separately selected from the group consisting of: hydrogen; halogen; CH₃; a linear or branched, saturated or unsaturated aliphatic chain having at least 2 carbons; a chemical moiety comprising a halogen; a chemical moiety comprising Sulfur; a chemical moiety comprising Nitrogen; an aromatic chemical moiety; a hydrophilic

15 chemical moiety; and a hydrophobic chemical moiety.

In preferred embodiments, R3 is selected from the group consisting of:

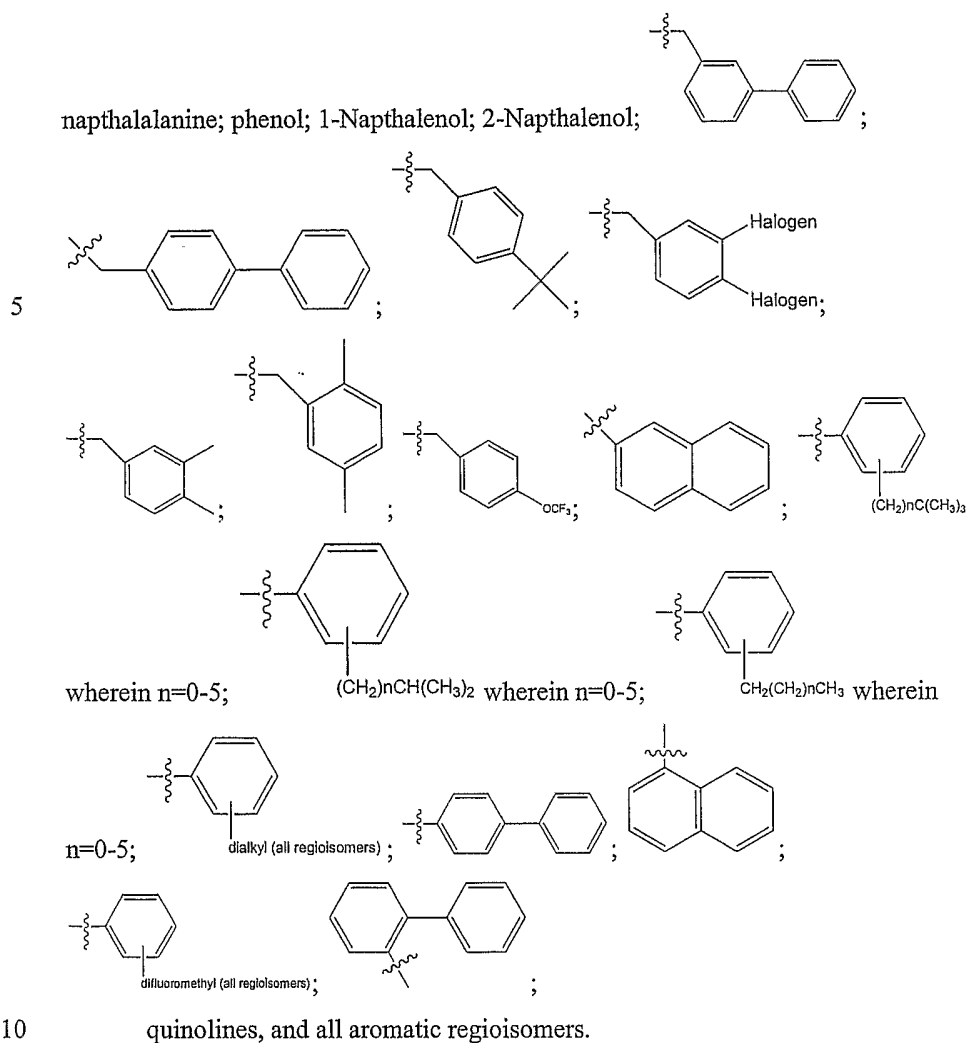




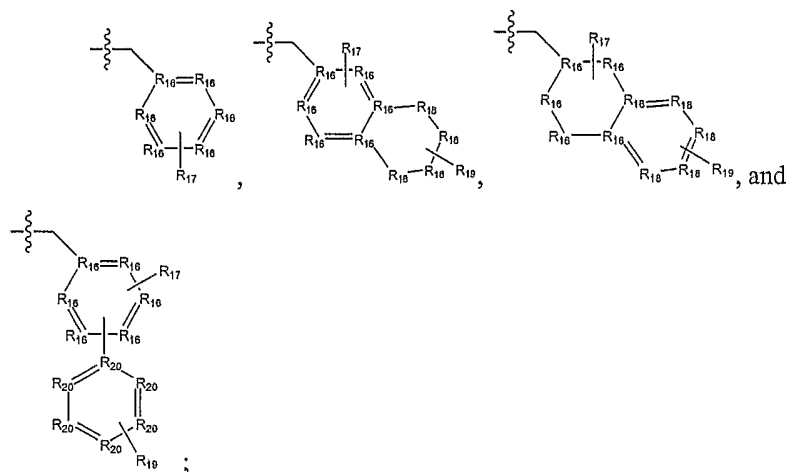
wherein R12, R13, R14 and R15 are selected from the group consisting of: hydrogen;
 CH₃; a linear or branched, saturated or unsaturated aliphatic chain having at least 1
 5 carbon; a linear or branched, saturated or unsaturated aliphatic chain having at least 2
 carbons, and having at least one hydroxy subgroup; a linear or branched, saturated or
 unsaturated aliphatic chain having at least 2 carbons, and having at least one thiol
 subgroup; a linear or branched, saturated or unsaturated aliphatic chain having at least
 2 carbons, wherein the aliphatic chain terminates with an aldehyde subgroup; a linear
 10 or branched, saturated or unsaturated aliphatic chain having at least 2 carbons, and
 having at least one ketone subgroup; a linear or branched, saturated or unsaturated
 aliphatic chain having at least 2 carbons; wherein the aliphatic chain terminates with a
 carboxylic acid subgroup; a linear or branched, saturated or unsaturated aliphatic
 chain having at least 2 carbons, and having at least one amide subgroup; a linear or
 15 branched, saturated or unsaturated aliphatic chain having at least 2 carbons, and
 having at least one acyl group; a linear or branched, saturated or unsaturated aliphatic
 chain having at least 2 carbons, and having at least one nitrogen containing moiety; a
 linear or branched, saturated or unsaturated aliphatic chain having at least 2 carbons,
 and having at least one amine subgroup; a linear or branched, saturated or unsaturated
 20 aliphatic chain having at least 2 carbons, and having at least one ether subgroup; a
 linear or branched, saturated or unsaturated aliphatic chain having at least 2 carbons,
 and having at least one halogen subgroup; a linear or branched, saturated or

unsaturated aliphatic chain having at least 2 carbons, and having at least one nitronium subgroup; and R11 is OH.

In preferred embodiments, R4 or R5 are selected from group consisting of:

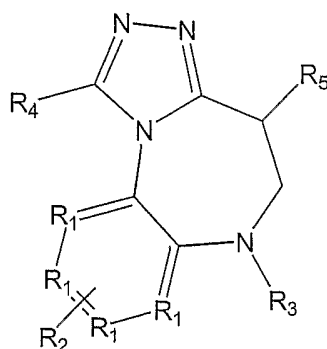


In other preferred embodiments, R4 or R5 is selected from the group consisting of:



wherein R16 is carbon or nitrogen; wherein R17 is selected from the group consisting of hydrogen; halogen; CH₃; a linear or branched, saturated or unsaturated aliphatic chain having at least 2 carbons; a chemical moiety comprising a halogen; a chemical moiety comprising Sulfur; a chemical moiety comprising Nitrogen; an aromatic chemical moiety; a hydrophilic chemical moiety; and a hydrophobic chemical moiety; wherein R18 is carbon or nitrogen; wherein R19 is selected from the group consisting of hydrogen; halogen; CH₃; a linear or branched, saturated or unsaturated aliphatic chain having at least 2 carbons; a chemical moiety comprising a halogen; a chemical moiety comprising Sulfur; a chemical moiety comprising Nitrogen; an aromatic chemical moiety; a hydrophilic chemical moiety; and a hydrophobic chemical moiety; and wherein R20 is carbon or nitrogen.

In certain embodiments, the present invention provides a composition comprising the following formula:

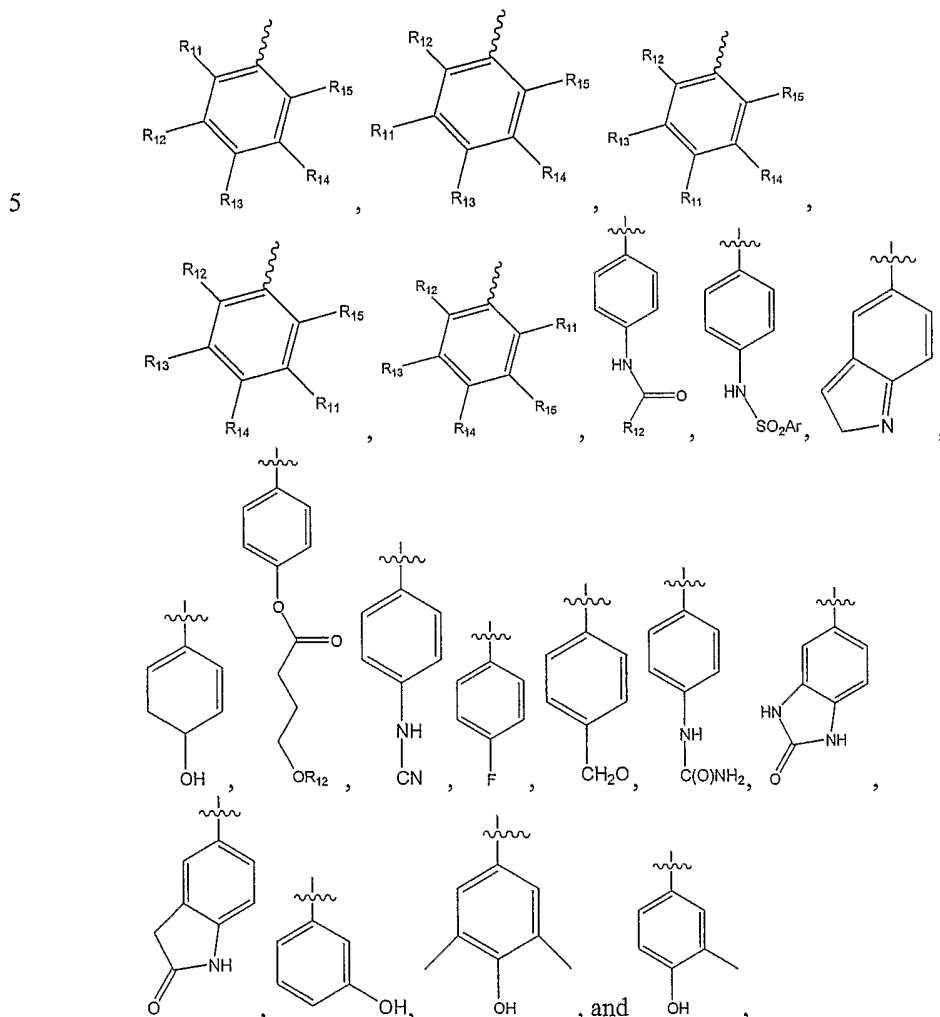


including both R and S enantiomeric forms and racemic mixtures.

In such preferred embodiments, R1 is carbon or nitrogen; R2 is selected from H, a hydroxy, an alkoxy, a halogen, an amino, a lower-alkyl, a substituted-amino, an acetylamino, a hydroxyamino, an aliphatic group having 1-8 carbons and 1-20 hydrogens, a substituted aliphatic group of similar size, a cycloaliphatic group
5 consisting of less than 10 carbons, a substituted cycloaliphatic group, an aryl, a heterocyclic, NO₂; SR'; and NR'₂, wherein R' is defined as a linear or branched, saturated or unsaturated aliphatic chain having at least one carbon; a linear or branched, saturated or unsaturated aliphatic chain having at least 2 carbons, and having at least one hydroxyl subgroup; a linear or branched, saturated or unsaturated
10 aliphatic chain having at least 2 carbons, and having at least one thiol subgroup; a linear or branched, saturated or unsaturated aliphatic chain having at least 2 carbons, wherein the aliphatic chain terminates with an aldehyde subgroup; a linear or branched, saturated or unsaturated aliphatic chain having at least 2 carbons, and having at least one ketone subgroup; a linear or branched, saturated or unsaturated
15 aliphatic chain having at least 2 carbons; wherein the aliphatic chain terminates with a carboxylic acid subgroup; a linear or branched, saturated or unsaturated aliphatic chain having at least 2 carbons, and having at least one amide subgroup; a linear or branched, saturated or unsaturated aliphatic chain having at least 2 carbons, and having at least one acyl group; a linear or branched, saturated or unsaturated aliphatic
20 chain having at least 2 carbons, and having at least one nitrogen containing moiety; a linear or branched, saturated or unsaturated aliphatic chain having at least 2 carbons, and having at least one amine subgroup; a linear or branched, saturated or unsaturated aliphatic chain having at least 2 carbons, and having at least one halogen subgroup; a linear or branched, saturated or unsaturated aliphatic chain having at least 2 carbons,
25 and having at least one nitronium subgroup; R3 comprises a chemical moiety comprising a heterocyclic group containing 3 or more carbon atoms; R4 is selected from the group consisting of: hydrogen; halogen; CH₃; a linear or branched, saturated or unsaturated aliphatic chain having at least 2 carbons; a chemical moiety comprising a halogen; a chemical moiety comprising Sulfur; a chemical moiety comprising
30 Nitrogen; an aromatic chemical moiety; a hydrophilic chemical moiety; and a hydrophobic chemical moiety; and R5 is selected from the group consisting of: hydrogen; halogen; CH₃; a linear or branched, saturated or unsaturated aliphatic chain

having at least 2 carbons; a chemical moiety comprising a halogen; a chemical moiety comprising Sulfur; a chemical moiety comprising Nitrogen; an aromatic chemical moiety; a hydrophilic chemical moiety; and a hydrophobic chemical moiety.

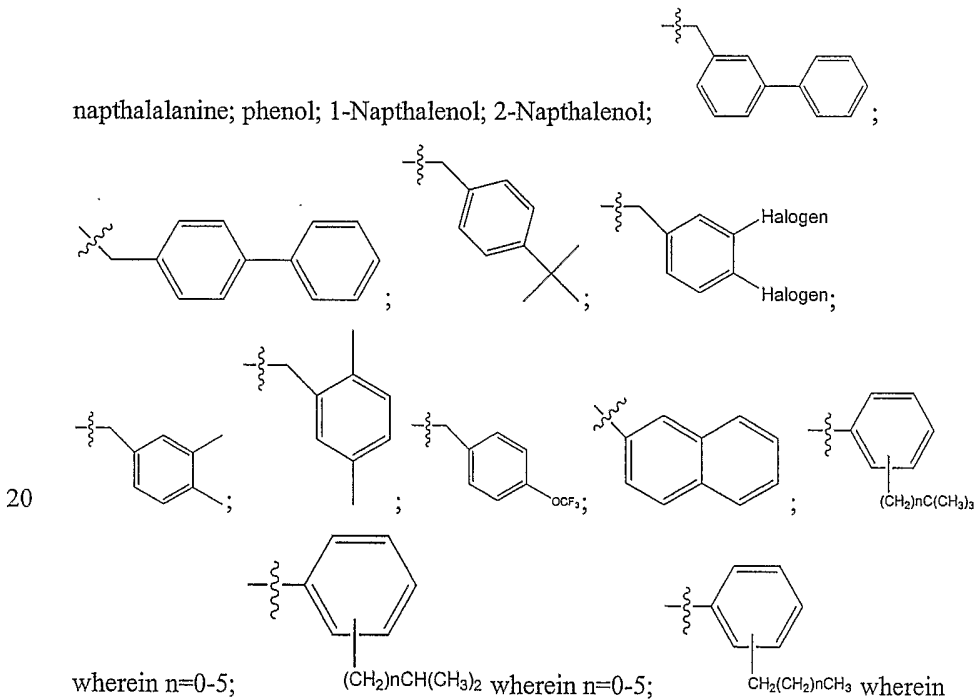
In preferred embodiments, R3 is selected from the group consisting of:

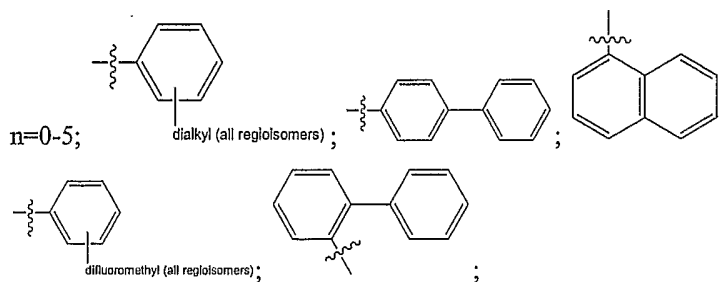


10 wherein R12, R13, R14 and R15 are selected from the group consisting of: hydrogen; CH₃; a linear or branched, saturated or unsaturated aliphatic chain having at least 1 carbon; a linear or branched, saturated or unsaturated aliphatic chain having at least 2 carbons, and having at least one hydroxy subgroup; a linear or branched, saturated or unsaturated aliphatic chain having at least 2 carbons, and having at least one thiol subgroup; a linear or branched, saturated or unsaturated aliphatic chain having at least

2 carbons, wherein the aliphatic chain terminates with an aldehyde subgroup; a linear or branched, saturated or unsaturated aliphatic chain having at least 2 carbons, and having at least one ketone subgroup; a linear or branched, saturated or unsaturated aliphatic chain having at least 2 carbons; wherein the aliphatic chain terminates with a
 5 carboxylic acid subgroup; a linear or branched, saturated or unsaturated aliphatic chain having at least 2 carbons, and having at least one amide subgroup; a linear or branched, saturated or unsaturated aliphatic chain having at least 2 carbons, and having at least one acyl group; a linear or branched, saturated or unsaturated aliphatic chain having at least 2 carbons, and having at least one nitrogen containing moiety; a
 10 linear or branched, saturated or unsaturated aliphatic chain having at least 2 carbons, and having at least one amine subgroup; a linear or branched, saturated or unsaturated aliphatic chain having at least 2 carbons, and having at least one ether subgroup; a linear or branched, saturated or unsaturated aliphatic chain having at least 2 carbons, and having at least one halogen subgroup; a linear or branched, saturated or
 15 unsaturated aliphatic chain having at least 2 carbons, and having at least one nitronium subgroup; and R11 is OH.

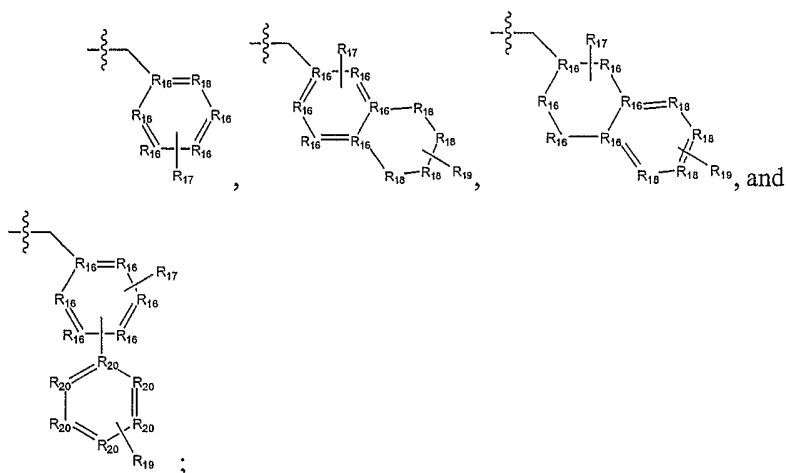
In preferred embodiments, R4 or R5 are selected from group consisting of:





quinolines, and all aromatic regioisomers.

In other preferred embodiments, R4 or R5 is selected from the group consisting of:



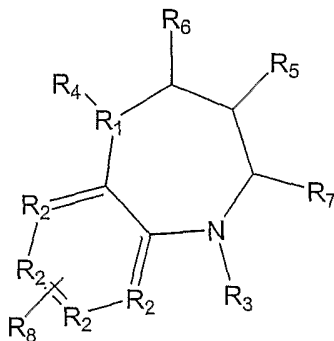
wherein R16 is carbon or nitrogen; wherein R17 is selected from the group consisting of hydrogen; halogen; CH₃; a linear or branched, saturated or unsaturated aliphatic chain having at least 2 carbons; a chemical moiety comprising a halogen; a chemical moiety comprising Sulfur; a chemical moiety comprising Nitrogen; an aromatic chemical moiety; a hydrophilic chemical moiety; and a hydrophobic chemical moiety; wherein R18 is carbon or nitrogen; wherein R19 is selected from the group consisting of hydrogen; halogen; CH₃; a linear or branched, saturated or unsaturated aliphatic chain having at least 2 carbons; a chemical moiety comprising a halogen; a chemical moiety comprising Sulfur; a chemical moiety comprising Nitrogen; an aromatic chemical moiety; a hydrophilic chemical moiety; and a hydrophobic chemical moiety; and wherein R20 is carbon or nitrogen.

In certain embodiments, the present invention provides a method for cell regulation comprising: a. providing: i. target cells having mitochondria; ii. a

composition; and exposing the target cells to the composition under conditions such that the exposure results in cell death. In other preferred embodiments, the target cells are exposed to the composition under condition such that the exposure results in cell growth.

5 In preferred embodiments, the composition binds to the mitochondria so as to increase superoxide levels or alter cellular ATP levels in the target cells. In preferred embodiments, the target cells are selected from the group consisting of *in vitro* cells, *in vivo* cells, and *ex vivo* cells. In preferred embodiments, the target cells are cancer cells. In other preferred embodiments, the target cells are selected from the group
 10 consisting of B cells, T cells, transformed cells, and granulocytes.

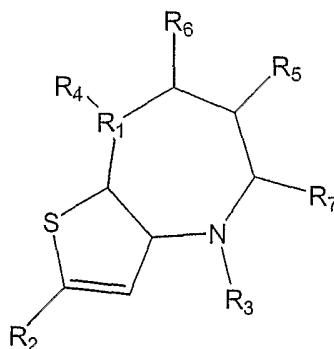
In preferred embodiments, the composition comprises the following formula:



including both R and S enantiomeric forms and racemic mixtures; wherein R1 is a nitrogen atom or a carbon atom; wherein R2 is carbon or nitrogen; wherein R3
 15 comprises a chemical moiety comprising a heterocyclic group containing 3 or more carbon atoms; wherein R4 and R5 are separately selected from the group consisting of: hydrogen; halogen; CH₃; a linear or branched, saturated or unsaturated aliphatic chain having at least 2 carbons; a chemical moiety comprising a halogen; a chemical moiety comprising Sulfur; a chemical moiety comprising Nitrogen; an aromatic
 20 chemical moiety; a hydrophilic chemical moiety; and a hydrophobic chemical moiety; wherein R6 is selected from the group consisting of H and a ketone; wherein R7 is selected from the group consisting of H and a ketone; and wherein R8 is selected from H, a hydroxy, an alkoxy, a halogen, an amino, a lower-alkyl, a substituted-amino, an acetylamino, a hydroxyamino, an aliphatic group having 1-8 carbons and 1-20
 25 hydrogens, a substituted aliphatic group of similar size, a cycloaliphatic group consisting of less than 10 carbons, a substituted cycloaliphatic group, an aryl, a

heterocyclic, NO₂; SR'; and NR'₂, wherein R' is defined as a linear or branched, saturated or unsaturated aliphatic chain having at least one carbon; a linear or branched, saturated or unsaturated aliphatic chain having at least 2 carbons, and having at least one hydroxyl subgroup; a linear or branched, saturated or unsaturated aliphatic chain having at least 2 carbons, and having at least one thiol subgroup; a linear or branched, saturated or unsaturated aliphatic chain having at least 2 carbons, wherein said aliphatic chain terminates with an aldehyde subgroup; a linear or branched, saturated or unsaturated aliphatic chain having at least 2 carbons, and having at least one ketone subgroup; a linear or branched, saturated or unsaturated aliphatic chain having at least 2 carbons; wherein said aliphatic chain terminates with a carboxylic acid subgroup; a linear or branched, saturated or unsaturated aliphatic chain having at least 2 carbons, and having at least one amide subgroup; a linear or branched, saturated or unsaturated aliphatic chain having at least 2 carbons, and having at least one acyl group; a linear or branched, saturated or unsaturated aliphatic chain having at least 2 carbons, and having at least one nitrogen containing moiety; a linear or branched, saturated or unsaturated aliphatic chain having at least 2 carbons, and having at least one amine subgroup; a linear or branched, saturated or unsaturated aliphatic chain having at least 2 carbons, and having at least one halogen subgroup; a linear or branched, saturated or unsaturated aliphatic chain having at least 2 carbons, and having at least one nitronium subgroup.

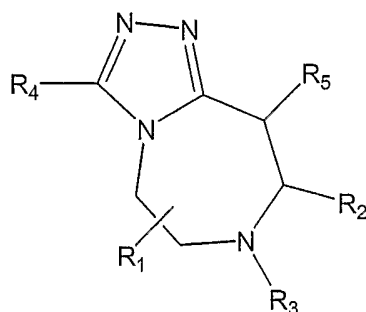
In preferred embodiments, the composition comprises the following formula:



including both R and S enantiomeric forms and racemic mixtures; wherein R1 is a nitrogen atom or a carbon atom; wherein R2 is selected from H, a hydroxy, an alkoxy, a halo, an amino, a lower-alkyl, a substituted-amino, an acetylamino, a hydroxyamino, an aliphatic group having 1-8 carbons and 1-20 hydrogens, a

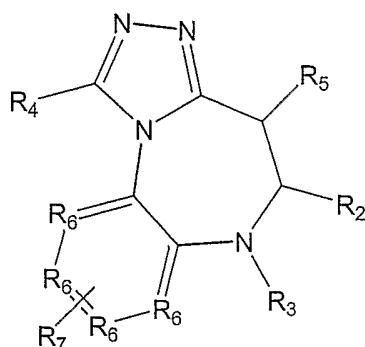
substituted aliphatic group of similar size, a cycloaliphatic group consisting of less than 10 carbons, a substituted cycloaliphatic group, an aryl, a heterocyclic, NO₂, SR²; and NR², wherein R¹ is defined as a linear or branched, saturated or unsaturated aliphatic chain having at least one carbon; a linear or branched, saturated or unsaturated aliphatic chain having at least 2 carbons, and having at least one hydroxyl subgroup; a linear or branched, saturated or unsaturated aliphatic chain having at least 2 carbons, and having at least one thiol subgroup; a linear or branched, saturated or unsaturated aliphatic chain having at least 2 carbons, wherein said aliphatic chain terminates with an aldehyde subgroup; a linear or branched, saturated or unsaturated aliphatic chain having at least 2 carbons, and having at least one ketone subgroup; a linear or branched, saturated or unsaturated aliphatic chain having at least 2 carbons; wherein said aliphatic chain terminates with a carboxylic acid subgroup; a linear or branched, saturated or unsaturated aliphatic chain having at least 2 carbons, and having at least one amide subgroup; a linear or branched, saturated or unsaturated aliphatic chain having at least 2 carbons, and having at least one acyl group; a linear or branched, saturated or unsaturated aliphatic chain having at least 2 carbons, and having at least one nitrogen containing moiety; a linear or branched, saturated or unsaturated aliphatic chain having at least 2 carbons, and having at least one amine subgroup; a linear or branched, saturated or unsaturated aliphatic chain having at least 2 carbons, and having at least one halogen subgroup; a linear or branched, saturated or unsaturated aliphatic chain having at least 2 carbons, and having at least one nitronium subgroup; wherein R₃ comprises a chemical moiety comprising a heterocyclic group containing 3 or more carbon atoms; wherein R₄ and R₅ are separately selected from the group consisting of: hydrogen; halogen; CH₃; a linear or branched, saturated or unsaturated aliphatic chain having at least 2 carbons; a chemical moiety comprising a halogen; a chemical moiety comprising Sulfur; a chemical moiety comprising Nitrogen; an aromatic chemical moiety; a hydrophilic chemical moiety; and a hydrophobic chemical moiety; wherein R₆ is selected from the group consisting of H and a ketone; and wherein R₇ is selected from the group consisting of H and a ketone.

In preferred embodiments, the composition comprises the following formula:



including both R and S enantiomeric forms and racemic mixtures; wherein R1
 comprises a chemical moiety comprising a heterocyclic group containing 3 or more
 carbon atoms; wherein R2 is selected from the group consisting of H and a ketone;
 5 wherein R3 comprises a chemical moiety comprising a heterocyclic group containing
 3 or more carbon atoms; and wherein R4 and R5 are separately selected from the
 group consisting of: hydrogen; halogen; CH₃; a linear or branched, saturated or
 unsaturated aliphatic chain having at least 2 carbons; a chemical moiety comprising a
 halogen; a chemical moiety comprising Sulfur; a chemical moiety comprising
 10 Nitrogen; an aromatic chemical moiety; a hydrophilic chemical moiety; and a
 hydrophobic chemical moiety.

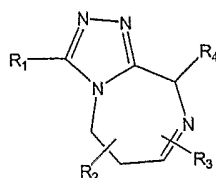
In preferred embodiments, the composition comprises the following formula:



including both R and S enantiomeric forms and racemic mixtures; wherein R1
 15 comprises a chemical moiety comprising a heterocyclic group containing 3 or more
 carbon atoms; wherein R2 is selected from the group consisting of H and a ketone;
 wherein R3 comprises a chemical moiety comprising a heterocyclic group containing
 3 or more carbon atoms; wherein R4 and R5 are separately selected from the group
 consisting of: hydrogen; halogen; CH₃; a linear or branched, saturated or unsaturated
 20 aliphatic chain having at least 2 carbons; a chemical moiety comprising a halogen; a

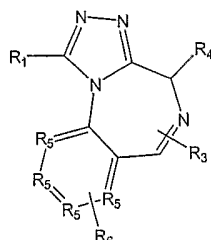
chemical moiety comprising Sulfur; a chemical moiety comprising Nitrogen; an aromatic chemical moiety; a hydrophilic chemical moiety; and a hydrophobic chemical moiety; wherein R6 is carbon or nitrogen; and wherein R7 is selected from H, a hydroxy, an alkoxy, a halogen, an amino, a lower-alkyl, a substituted-amino, an acetylamino, a hydroxyamino, an aliphatic group having 1-8 carbons and 1-20 hydrogens, a substituted aliphatic group of similar size, a cycloaliphatic group consisting of less than 10 carbons, a substituted cycloaliphatic group, an aryl, a heterocyclic, NO₂, SR', and NR'₂, wherein R' is defined as a linear or branched, saturated or unsaturated aliphatic chain having at least one carbon; a linear or branched, saturated or unsaturated aliphatic chain having at least 2 carbons, and having at least one hydroxyl subgroup; a linear or branched, saturated or unsaturated aliphatic chain having at least 2 carbons, and having at least one thiol subgroup; a linear or branched, saturated or unsaturated aliphatic chain having at least 2 carbons, wherein said aliphatic chain terminates with an aldehyde subgroup; a linear or branched, saturated or unsaturated aliphatic chain having at least 2 carbons, and having at least one ketone subgroup; a linear or branched, saturated or unsaturated aliphatic chain having at least 2 carbons; wherein said aliphatic chain terminates with a carboxylic acid subgroup; a linear or branched, saturated or unsaturated aliphatic chain having at least 2 carbons, and having at least one amide subgroup; a linear or branched, saturated or unsaturated aliphatic chain having at least 2 carbons, and having at least one acyl group; a linear or branched, saturated or unsaturated aliphatic chain having at least 2 carbons, and having at least one nitrogen containing moiety; a linear or branched, saturated or unsaturated aliphatic chain having at least 2 carbons, and having at least one amine subgroup; a linear or branched, saturated or unsaturated aliphatic chain having at least 2 carbons, and having at least one halogen subgroup; a linear or branched, saturated or unsaturated aliphatic chain having at least 2 carbons, and having at least one nitronium subgroup.

In certain embodiments, the present invention provides a composition comprising the following formula:



including both R and S enantiomeric forms and racemic mixtures; wherein R1 is selected from the group consisting of: hydrogen; halogen; CH₃; a linear or branched, saturated or unsaturated aliphatic chain having at least 2 carbons; a chemical moiety comprising a halogen; a chemical moiety comprising Sulfur; a chemical moiety comprising Nitrogen; an aromatic chemical moiety; a hydrophilic chemical moiety; and a hydrophobic chemical moiety; wherein R2 is comprises a chemical moiety comprising a heterocyclic group containing 3 or more carbon atoms; wherein R3 comprises a chemical moiety comprising a heterocyclic group containing 3 or more carbon atoms; and wherein R4 is selected from the group consisting of: hydrogen; halogen; CH₃; a linear or branched, saturated or unsaturated aliphatic chain having at least 2 carbons; a chemical moiety comprising a halogen; a chemical moiety comprising Sulfur; a chemical moiety comprising Nitrogen; an aromatic chemical moiety; a hydrophilic chemical moiety; and a hydrophobic chemical moiety.

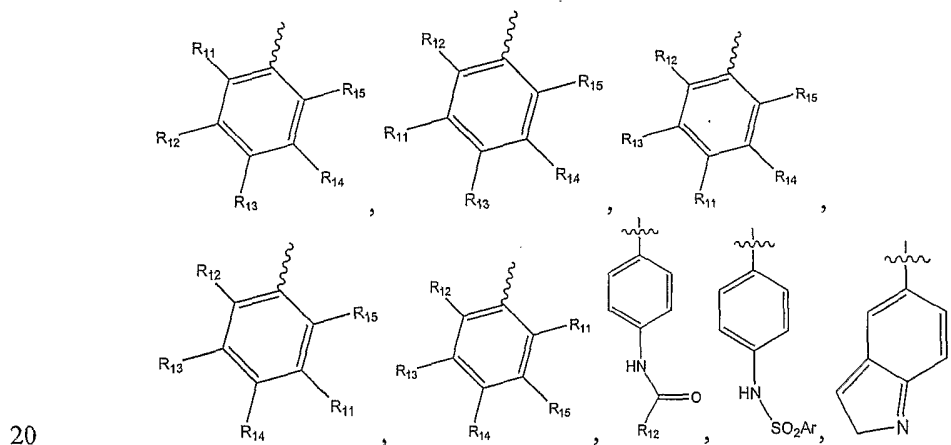
In preferred embodiments, the composition comprises the formula:

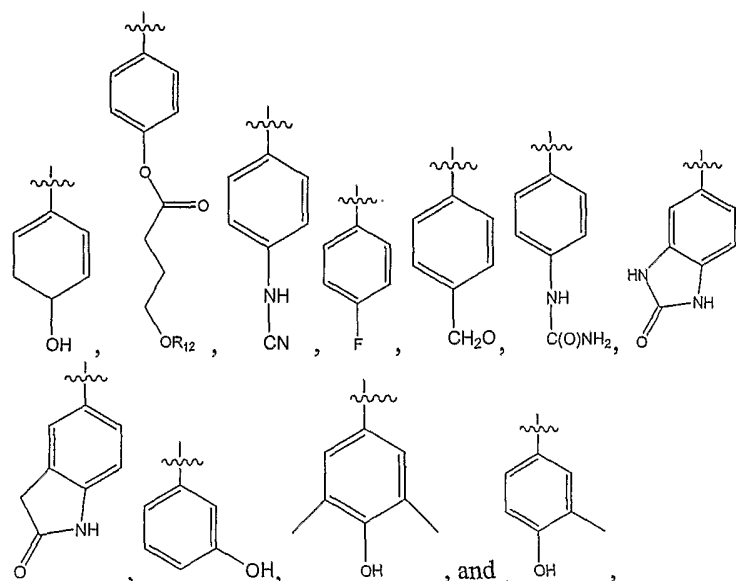


wherein R5 is carbon or nitrogen; and wherein R6 is selected from H, a hydroxy, an alkoxy, a halogen, an amino, a lower-alkyl, a substituted-amino, an acetylamino, a hydroxyamino, an aliphatic group having 1-8 carbons and 1-20 hydrogens, a substituted aliphatic group of similar size, a cycloaliphatic group consisting of less than 10 carbons, a substituted cycloaliphatic group, an aryl, a heterocyclic, NO₂; SR'; and NR'₂, wherein R' is defined as a linear or branched, saturated or unsaturated aliphatic chain having at least one carbon; a linear or branched, saturated or unsaturated aliphatic chain having at least 2 carbons, and having at least one hydroxyl

subgroup; a linear or branched, saturated or unsaturated aliphatic chain having at least 2 carbons, and having at least one thiol subgroup; a linear or branched, saturated or unsaturated aliphatic chain having at least 2 carbons, wherein the aliphatic chain terminates with an aldehyde subgroup; a linear or branched, saturated or unsaturated aliphatic chain having at least 2 carbons, and having at least one ketone subgroup; a
 5 linear or branched, saturated or unsaturated aliphatic chain having at least 2 carbons; wherein the aliphatic chain terminates with a carboxylic acid subgroup; a linear or branched, saturated or unsaturated aliphatic chain having at least 2 carbons, and having at least one amide subgroup; a linear or branched, saturated or unsaturated
 10 aliphatic chain having at least 2 carbons, and having at least one acyl group; a linear or branched, saturated or unsaturated aliphatic chain having at least 2 carbons, and having at least one nitrogen containing moiety; a linear or branched, saturated or unsaturated aliphatic chain having at least 2 carbons, and having at least one amine
 15 subgroup; a linear or branched, saturated or unsaturated aliphatic chain having at least 2 carbons, and having at least one halogen subgroup; a linear or branched, saturated or unsaturated aliphatic chain having at least 2 carbons, and having at least one nitronium subgroup.

In preferred embodiments, R3 is selected from the group consisting of:

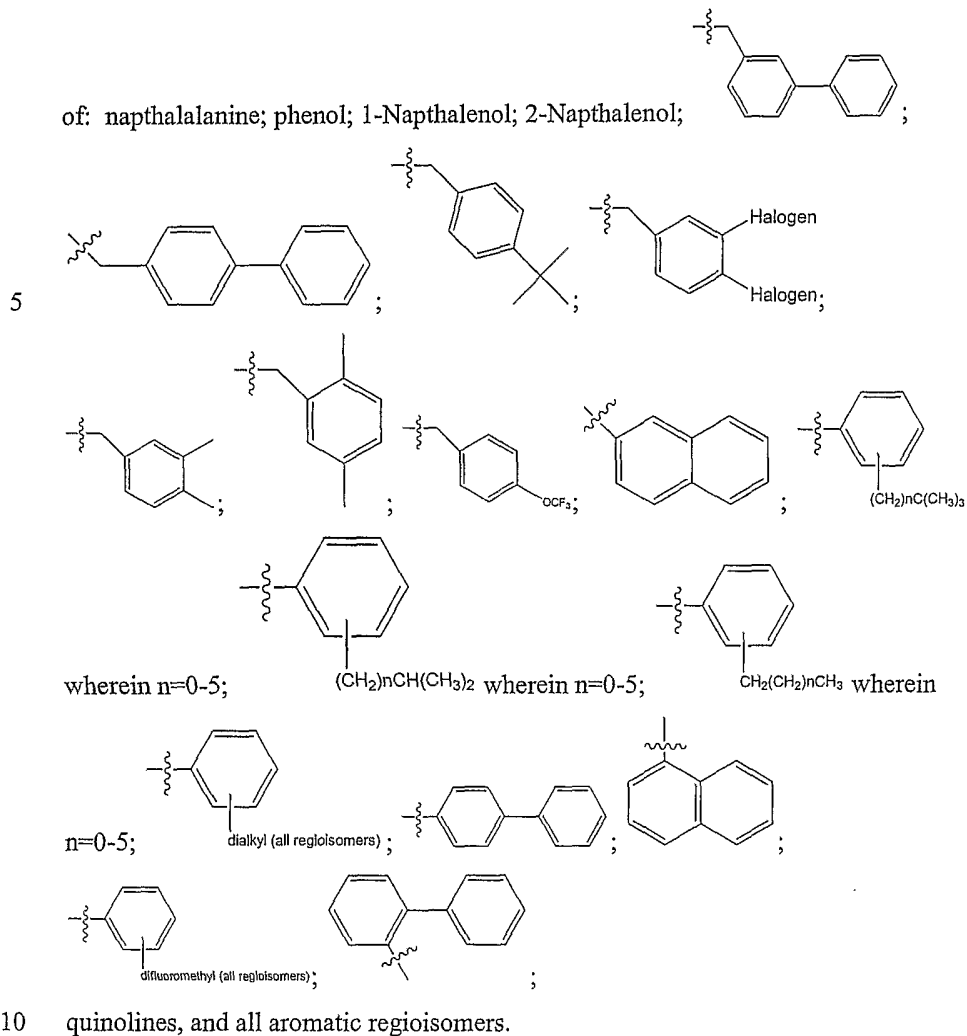




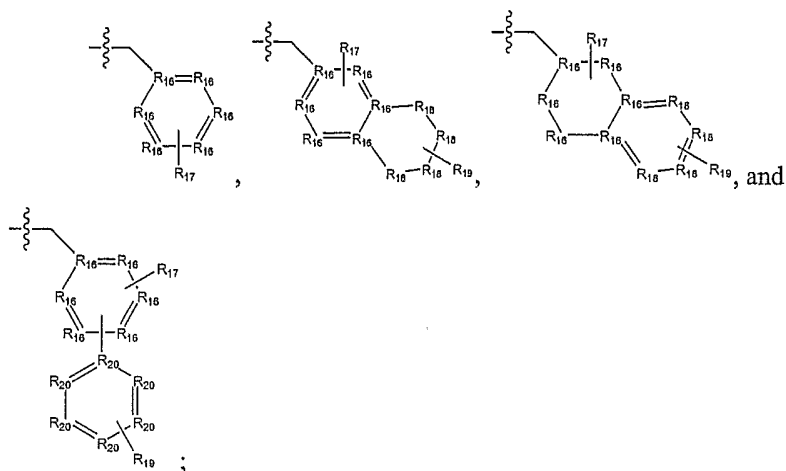
wherein R12, R13, R14 and R15 are selected from the group consisting of: hydrogen; CH₃; a linear or branched, saturated or unsaturated aliphatic chain having at least 1 carbon; a linear or branched, saturated or unsaturated aliphatic chain having at least 2 carbons, and having at least one hydroxy subgroup; a linear or branched, saturated or unsaturated aliphatic chain having at least 2 carbons, and having at least one thiol subgroup; a linear or branched, saturated or unsaturated aliphatic chain having at least 2 carbons, wherein the aliphatic chain terminates with an aldehyde subgroup; a linear or branched, saturated or unsaturated aliphatic chain having at least 2 carbons, and having at least one ketone subgroup; a linear or branched, saturated or unsaturated aliphatic chain having at least 2 carbons; wherein the aliphatic chain terminates with a carboxylic acid subgroup; a linear or branched, saturated or unsaturated aliphatic chain having at least 2 carbons, and having at least one amide subgroup; a linear or branched, saturated or unsaturated aliphatic chain having at least 2 carbons, and having at least one acyl group; a linear or branched, saturated or unsaturated aliphatic chain having at least 2 carbons, and having at least one nitrogen containing moiety; a linear or branched, saturated or unsaturated aliphatic chain having at least 2 carbons, and having at least one amine subgroup; a linear or branched, saturated or unsaturated aliphatic chain having at least 2 carbons, and having at least one ether subgroup; a linear or branched, saturated or unsaturated aliphatic chain having at least 2 carbons, and having at least one halogen subgroup; a linear or branched, saturated or

unsaturated aliphatic chain having at least 2 carbons, and having at least one nitronium subgroup; and R11 is OH.

In other preferred embodiments, R1 or R4 are selected from group consisting

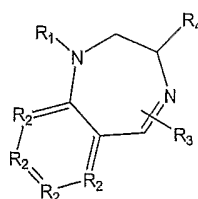


In preferred embodiments, R1 or R5 is selected from the group consisting of:



wherein R16 is carbon or nitrogen; wherein R17 is selected from the group consisting of hydrogen; CH₃; a linear or branched, saturated or unsaturated aliphatic chain
 5 having at least 2 carbons; a chemical moiety comprising a halogen; a chemical moiety comprising Sulfur; a chemical moiety comprising Nitrogen; an aromatic chemical moiety; a hydrophilic chemical moiety; and a hydrophobic chemical moiety; wherein R18 is carbon or nitrogen; wherein R19 is selected from the group consisting of
 10 hydrogen; CH₃; a linear or branched, saturated or unsaturated aliphatic chain having at least 2 carbons; a chemical moiety comprising a halogen; a chemical moiety comprising Sulfur; a chemical moiety comprising Nitrogen; an aromatic chemical moiety; a hydrophilic chemical moiety; and a hydrophobic chemical moiety; and
 wherein R20 is carbon or nitrogen.

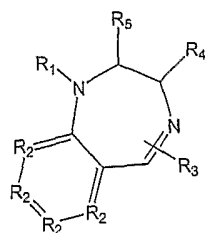
In certain embodiments, the present invention provides a composition
 15 comprising the following formula:



including both R and S enantiomeric forms and racemic mixtures; wherein R1 and R4
 are separately selected from the group consisting of: hydrogen; halogen; CH₃; a
 linear or branched, saturated or unsaturated aliphatic chain having at least 2 carbons; a
 20 chemical moiety comprising a halogen; a chemical moiety comprising Sulfur; a
 chemical moiety comprising Nitrogen; an aromatic chemical moiety; a hydrophilic

chemical moiety; and a hydrophobic chemical moiety; wherein R2 is carbon or nitrogen; and wherein R3 comprises a chemical moiety comprising a heterocyclic group containing 3 or more carbon atoms.

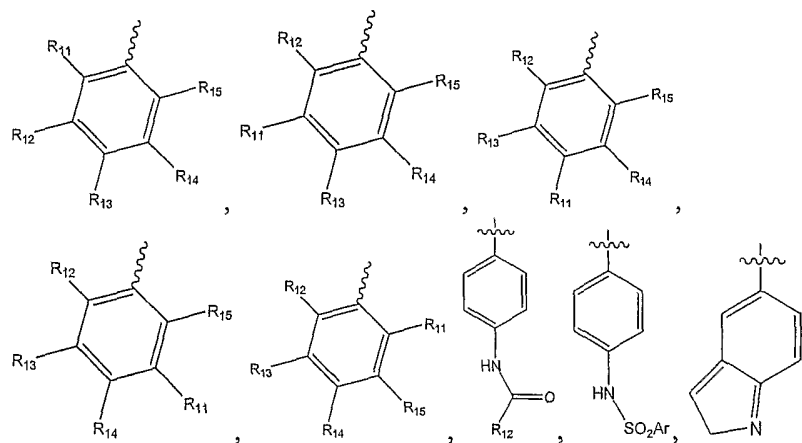
In preferred embodiments, the composition comprises the formula:

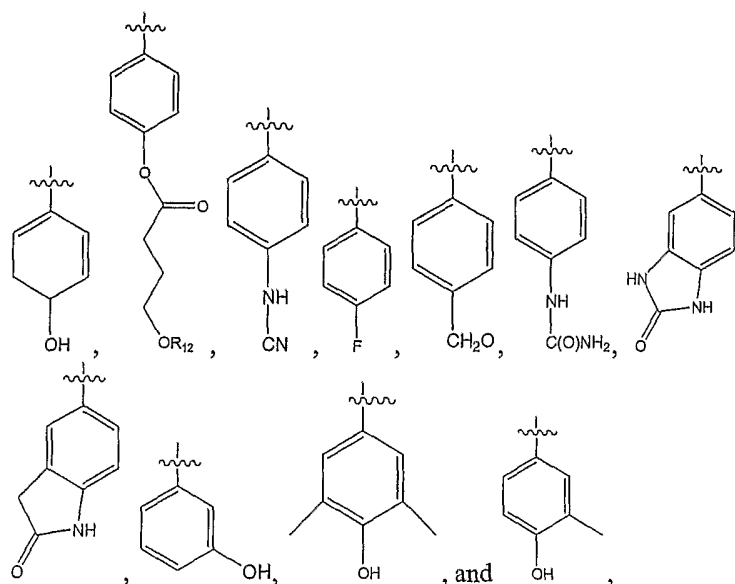


5

wherein R5 is selected from the group consisting of H and ketone.

In other preferred embodiments, R3 is selected from the group consisting of:

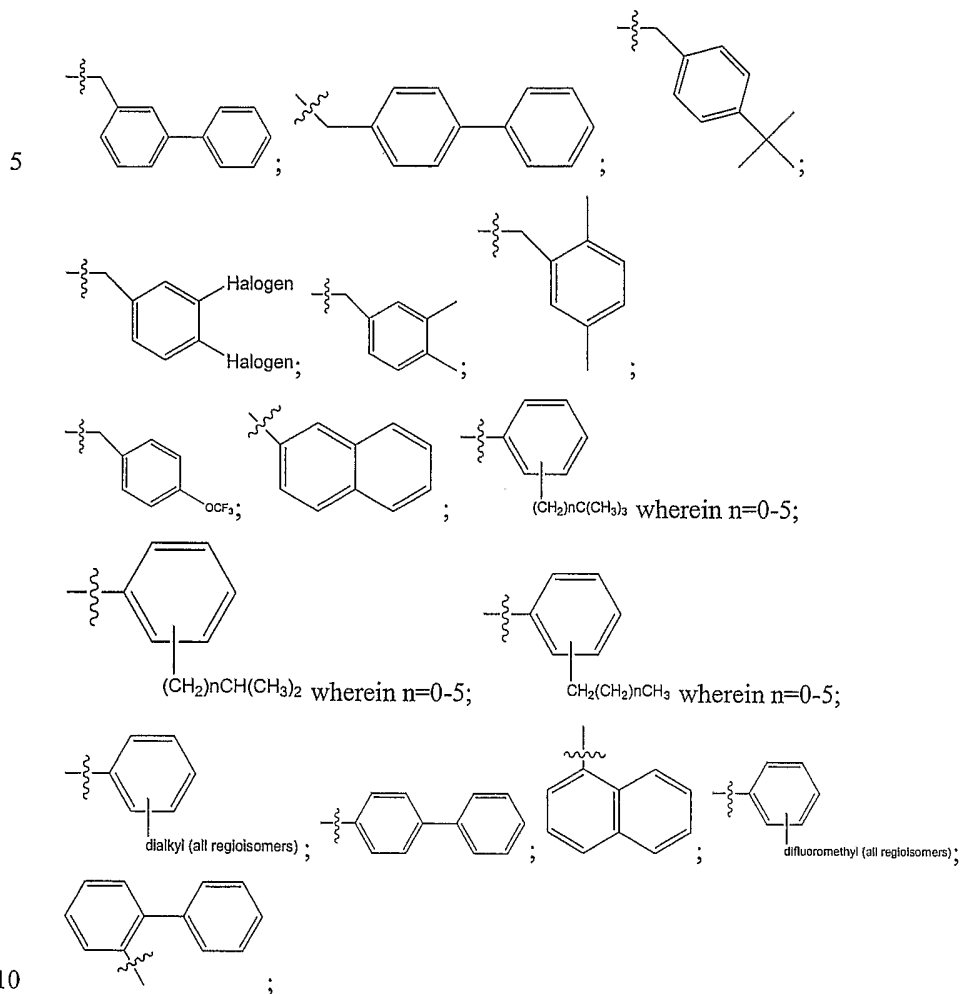




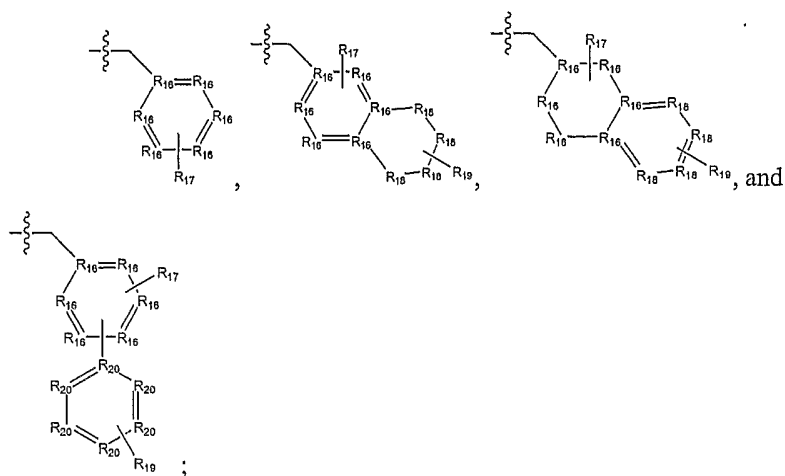
wherein R12, R13, R14 and R15 are selected from the group consisting of: hydrogen; CH₃; a linear or branched, saturated or unsaturated aliphatic chain having at least 1 carbon; a linear or branched, saturated or unsaturated aliphatic chain having at least 2 carbon; a linear or branched, saturated or unsaturated aliphatic chain having at least 2 carbons, and having at least one hydroxy subgroup; a linear or branched, saturated or unsaturated aliphatic chain having at least 2 carbons, and having at least one thiol subgroup; a linear or branched, saturated or unsaturated aliphatic chain having at least 2 carbons, wherein the aliphatic chain terminates with an aldehyde subgroup; a linear or branched, saturated or unsaturated aliphatic chain having at least 2 carbons, and having at least one ketone subgroup; a linear or branched, saturated or unsaturated aliphatic chain having at least 2 carbons; wherein the aliphatic chain terminates with a carboxylic acid subgroup; a linear or branched, saturated or unsaturated aliphatic chain having at least 2 carbons, and having at least one amide subgroup; a linear or branched, saturated or unsaturated aliphatic chain having at least 2 carbons, and having at least one acyl group; a linear or branched, saturated or unsaturated aliphatic chain having at least 2 carbons, and having at least one nitrogen containing moiety; a linear or branched, saturated or unsaturated aliphatic chain having at least 2 carbons, and having at least one amine subgroup; a linear or branched, saturated or unsaturated aliphatic chain having at least 2 carbons, and having at least one ether subgroup; a linear or branched, saturated or unsaturated aliphatic chain having at least 2 carbons, and having at least one halogen subgroup; a linear or branched, saturated or

unsaturated aliphatic chain having at least 2 carbons, and having at least one nitronium subgroup; and R11 is OH.

In yet other preferred embodiments, R1 or R4 is selected from group consisting of: naphthalanine; phenol; 1-Napthalenol; 2-Napthalenol;

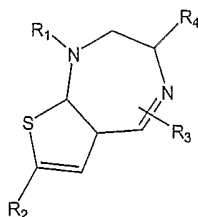


In preferred embodiments, R1 or R4 is selected from the group consisting of:



wherein R16 is carbon or nitrogen; wherein R17 is selected from the group consisting of hydrogen; CH₃; a linear or branched, saturated or unsaturated aliphatic chain
 5 having at least 2 carbons; a chemical moiety comprising a halogen; a chemical moiety comprising Sulfur; a chemical moiety comprising Nitrogen; an aromatic chemical moiety; a hydrophilic chemical moiety; and a hydrophobic chemical moiety; wherein R18 is carbon or nitrogen; wherein R19 is selected from the group consisting of
 10 hydrogen; CH₃; a linear or branched, saturated or unsaturated aliphatic chain having at least 2 carbons; a chemical moiety comprising a halogen; a chemical moiety comprising Sulfur; a chemical moiety comprising Nitrogen; an aromatic chemical moiety; a hydrophilic chemical moiety; and a hydrophobic chemical moiety; and
 wherein R20 is carbon or nitrogen.

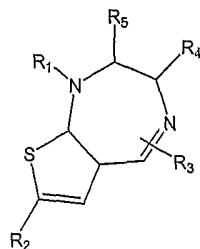
In certain embodiments, the present invention provides a composition
 15 comprising the following formula:



including both R and S enantiomeric forms and racemic mixtures; wherein R1 and R4
 are separately selected from the group consisting of: hydrogen; halogen; CH₃; a
 linear or branched, saturated or unsaturated aliphatic chain having at least 2 carbons; a
 20 chemical moiety comprising a halogen; a chemical moiety comprising Sulfur; a

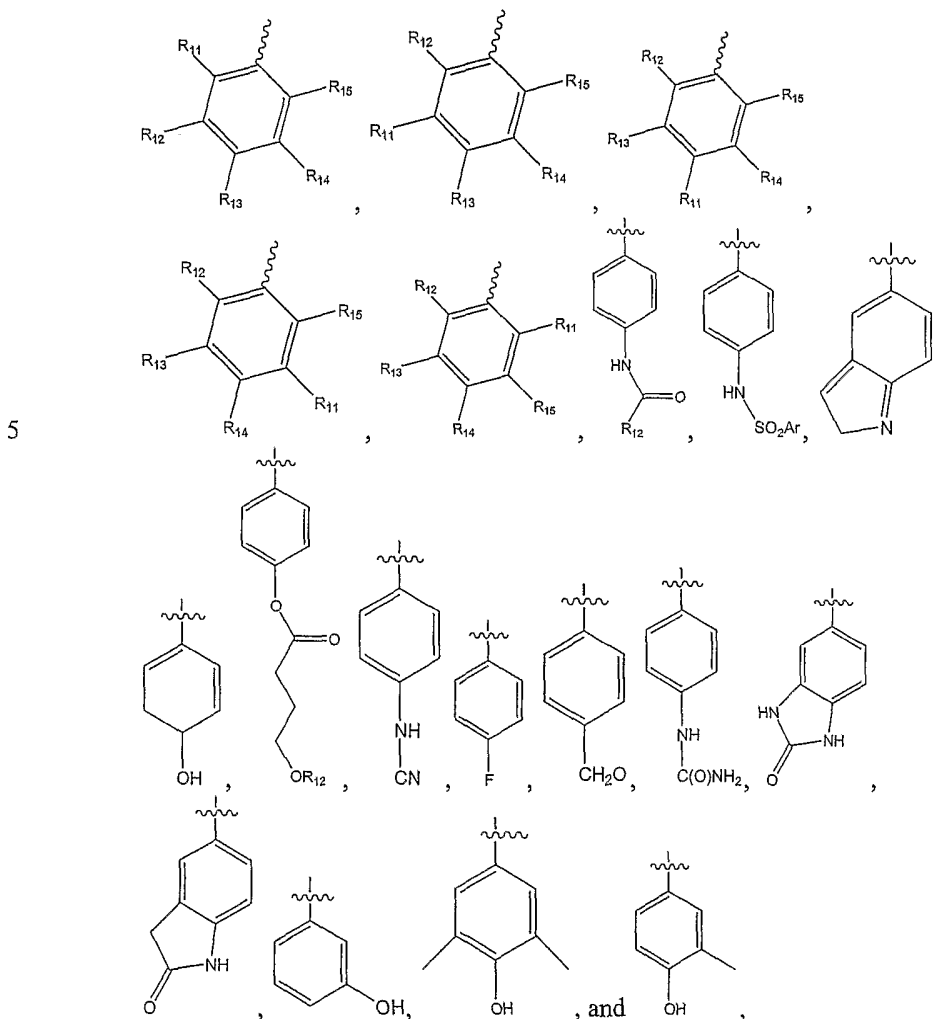
chemical moiety comprising Nitrogen; an aromatic chemical moiety; a hydrophilic chemical moiety; and a hydrophobic chemical moiety; wherein R₂ is selected from H, a hydroxy, an alkoxy, a halo, an amino, a lower-alkyl, a substituted-amino, an acetylamino, a hydroxyamino, an aliphatic group having 1-8 carbons and 1-20
5 hydrogens, a substituted aliphatic group of similar size, a cycloaliphatic group consisting of less than 10 carbons, a substituted cycloaliphatic group, an aryl, a heterocyclic, NO₂; SR'; and NR'₂, wherein R' is defined as a linear or branched, saturated or unsaturated aliphatic chain having at least one carbon; a linear or branched, saturated or unsaturated aliphatic chain having at least 2 carbons, and
10 having at least one hydroxyl subgroup; a linear or branched, saturated or unsaturated aliphatic chain having at least 2 carbons, and having at least one thiol subgroup; a linear or branched, saturated or unsaturated aliphatic chain having at least 2 carbons, wherein the aliphatic chain terminates with an aldehyde subgroup; a linear or branched, saturated or unsaturated aliphatic chain having at least 2 carbons, and
15 having at least one ketone subgroup; a linear or branched, saturated or unsaturated aliphatic chain having at least 2 carbons; wherein the aliphatic chain terminates with a carboxylic acid subgroup; a linear or branched, saturated or unsaturated aliphatic chain having at least 2 carbons, and having at least one amide subgroup; a linear or branched, saturated or unsaturated aliphatic chain having at least 2 carbons, and
20 having at least one acyl group; a linear or branched, saturated or unsaturated aliphatic chain having at least 2 carbons, and having at least one nitrogen containing moiety; a linear or branched, saturated or unsaturated aliphatic chain having at least 2 carbons, and having at least one amine subgroup; a linear or branched, saturated or unsaturated aliphatic chain having at least 2 carbons, and having at least one halogen subgroup; a
25 linear or branched, saturated or unsaturated aliphatic chain having at least 2 carbons, and having at least one nitronium subgroup; and wherein R₃ comprises a chemical moiety comprising a heterocyclic group containing 3 or more carbon atoms.

In preferred embodiments, the composition comprises the formula:



wherein R5 is selected from the group consisting of H and ketone.

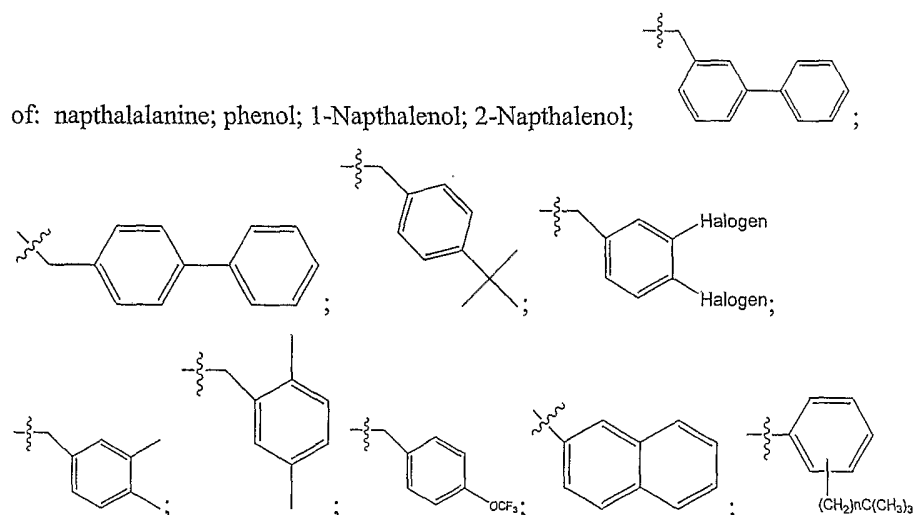
In preferred embodiments, R3 is selected from the group consisting of:

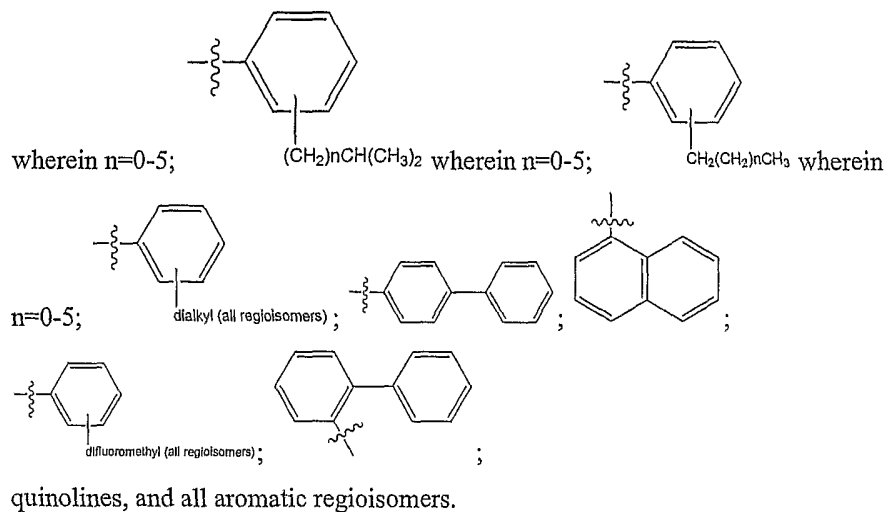


wherein R12, R13, R14 and R15 are selected from the group consisting of: hydrogen;
 CH₃; a linear or branched, saturated or unsaturated aliphatic chain having at least 1
 10 carbon; a linear or branched, saturated or unsaturated aliphatic chain having at least 2

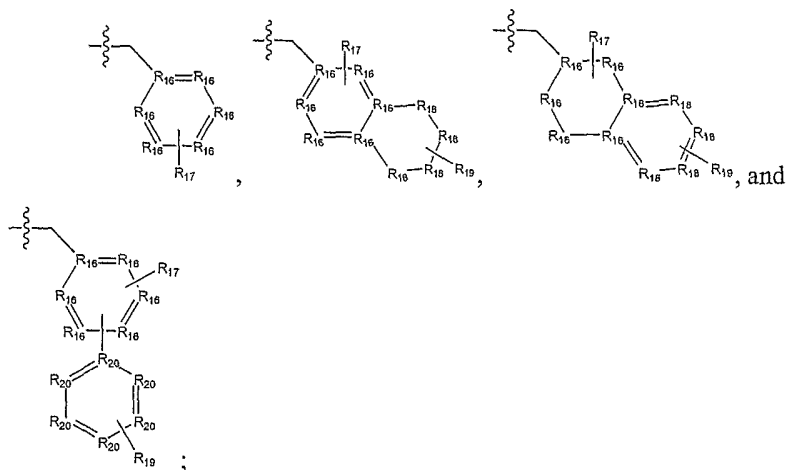
carbons, and having at least one hydroxy subgroup; a linear or branched, saturated or unsaturated aliphatic chain having at least 2 carbons, and having at least one thiol subgroup; a linear or branched, saturated or unsaturated aliphatic chain having at least 2 carbons, wherein the aliphatic chain terminates with an aldehyde subgroup; a linear or branched, saturated or unsaturated aliphatic chain having at least 2 carbons, and having at least one ketone subgroup; a linear or branched, saturated or unsaturated aliphatic chain having at least 2 carbons; wherein the aliphatic chain terminates with a carboxylic acid subgroup; a linear or branched, saturated or unsaturated aliphatic chain having at least 2 carbons, and having at least one amide subgroup; a linear or branched, saturated or unsaturated aliphatic chain having at least 2 carbons, and having at least one acyl group; a linear or branched, saturated or unsaturated aliphatic chain having at least 2 carbons, and having at least one nitrogen containing moiety; a linear or branched, saturated or unsaturated aliphatic chain having at least 2 carbons, and having at least one amine subgroup; a linear or branched, saturated or unsaturated aliphatic chain having at least 2 carbons, and having at least one ether subgroup; a linear or branched, saturated or unsaturated aliphatic chain having at least 2 carbons, and having at least one halogen subgroup; a linear or branched, saturated or unsaturated aliphatic chain having at least 2 carbons, and having at least one nitronium subgroup; and R11 is OH.

In other preferred embodiments, R1 or R4 is selected from group consisting





5 In preferred embodiments, R1 or R4 is selected from the group consisting of:



wherein R16 is carbon or nitrogen; wherein R17 is selected from the group consisting of hydrogen; CH_3 ; a linear or branched, saturated or unsaturated aliphatic chain

10 having at least 2 carbons; a chemical moiety comprising a halogen; a chemical moiety comprising Sulfur; a chemical moiety comprising Nitrogen; an aromatic chemical moiety; a hydrophilic chemical moiety; and a hydrophobic chemical moiety; wherein

15 R18 is carbon or nitrogen; wherein R19 is selected from the group consisting of hydrogen; CH_3 ; a linear or branched, saturated or unsaturated aliphatic chain having at least 2 carbons; a chemical moiety comprising a halogen; a chemical moiety comprising Sulfur; a chemical moiety comprising Nitrogen; an aromatic chemical

moiety; a hydrophilic chemical moiety; and a hydrophobic chemical moiety; and wherein R20 is carbon or nitrogen.

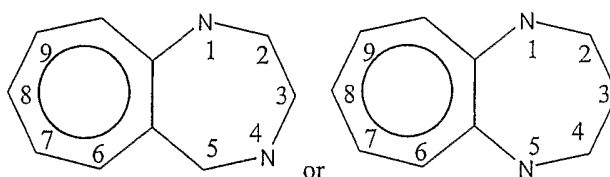
DESCRIPTION OF THE FIGURES

- 5 Figure 1 shows data demonstrating that GD-423 causes cell death.
 Figure 2 shows data demonstrating that GD-423 causes cell death.

DEFINITIONS

To facilitate an understanding of the present invention, a number of terms and
 10 phrases are defined below.

As used herein, the term "benzodiazepine" refers to a seven membered non-aromatic heterocyclic ring fused to a phenyl ring wherein the seven-membered ring has two nitrogen atoms, as part of the heterocyclic ring. In some aspects, the two nitrogen atoms are in 1 and 5 positions or 1 and 4 positions, as shown in the general
 15 structures below:



The term "larger than benzene" refers to any chemical group containing 7 or more non-hydrogen atoms.

20 The term "chemical moiety" refers to any chemical compound containing at least one carbon atom. Examples of chemical moieties include, but are not limited to, aromatic chemical moieties, chemical moieties comprising Sulfur, chemical moieties comprising Nitrogen, hydrophilic chemical moieties, and hydrophobic chemical moieties.

25 As used herein, the term "aliphatic" represents the groups including, but not limited to, alkyl, alkenyl, alkynyl, alicyclic.

As used herein, the term "aryl" represents a single aromatic ring such as a phenyl ring, or two or more aromatic rings (*e.g.*, bisphenyl, naphthalene, anthracene), or an aromatic ring and one or more non-aromatic rings. The aryl group can be

optionally substituted with a lower aliphatic group (*e.g.*, alkyl, alkenyl, alkynyl, or alicyclic). Additionally, the aliphatic and aryl groups can be further substituted by one or more functional groups including, but not limited to, -NH₂, -NHCOCH₃, -OH, lower alkoxy (C₁-C₄), halo (-F, -Cl, -Br, or -I).

5 As used herein, the term "substituted aliphatic" refers to an alkane possessing where at least one of the aliphatic hydrogen atoms has been replaced by, for example, a halogen, an amino, a hydroxy, a nitro, a thio, a ketone, an aldehyde, an ester, an amide, a lower aliphatic, a substituted lower aliphatic, or a ring (aryl, substituted aryl, cycloaliphatic, or substituted cycloaliphatic, *etc.*). Examples of such include, but are
10 not limited to, 1-chloroethyl and the like.

 As used herein, the term "substituted aryl" refers to an aryl group where at least one of the hydrogen atoms on a ring carbon is replaced by, for example, a halogen, an amino, a hydroxy, a nitro, a thio, a ketone, an aldehyde, an ester, an amide, a lower aliphatic, a substituted lower aliphatic, or a ring (aryl, substituted aryl,
15 cycloaliphatic, or substituted cycloaliphatic). Examples of such include, but are not limited to, hydroxyphenyl and the like.

 As used herein, the term "cycloaliphatic" refers to a cycloalkane possessing 3 or more carbons or a fused ring. Examples of such include, but are not limited to, decalin and the like.

20 As used herein, the term "substituted cycloaliphatic" refers to a cycloalkane possessing 3 or more carbons or a fused ring system consisting of two or more fused rings, and where at least one of the aliphatic hydrogen atoms has been replaced by, for example, a halogen, a nitro, a thio, an amino, a hydroxy, a ketone, an aldehyde, an ester, an amide, a lower aliphatic, a substituted lower aliphatic, or a ring (aryl,
25 substituted aryl, cycloaliphatic, or substituted cycloaliphatic). Examples of such include, but are not limited to, 1-chlorodecalyl, bicyclo-heptanes, octanes, and nonanes (*e.g.*, nonbornyl) and the like.

 As used herein, the term "heterocyclic" represents, for example, an aromatic or nonaromatic ring containing one or more heteroatoms. The heteroatoms can be the
30 same or different from each other. Examples of heteroatoms include, but are not limited to nitrogen, oxygen and sulfur. Aromatic and nonaromatic heterocyclic rings are well-known in the art. Some nonlimiting examples of aromatic heterocyclic rings

include pyridine, pyrimidine, indole, purine, quinoline and isoquinoline. Nonlimiting examples of nonaromatic heterocyclic compounds include piperidine, piperazine, morpholine, pyrrolidine and pyrazolidine. Examples of oxygen containing heterocyclic rings include, but not limited to furan, oxirane, 2H-pyran, 4H-pyran, 2H-
5 chromene, and benzofuran. Examples of sulfur-containing heterocyclic rings include, but are not limited to, thiophene, benzothiophene, and parathiazine. Examples of nitrogen containing rings include, but not limited to, pyrrole, pyrrolidine, pyrazole, pyrazolidine, imidazole, imidazoline, imidazolidine, pyridine, piperidine, piperazine, pyrimidine, indole, purine, benzimidazole, quinoline, isoquinoline,
10 triazole, and triazine. Examples of heterocyclic rings containing two different heteroatoms include, but are not limited to, phenothiazine, morpholine, parathiazine, oxazine, oxazole, thiazine, and thiazole. The heterocyclic ring is optionally further substituted with one or more groups selected from aliphatic, nitro, acetyl (*i.e.*, -C(=O)-CH₃), or aryl groups.

15 As used herein, the term "substituted heterocyclic" refers to a cycloalkane, an aryl ring system, and/or a fused ring system where at least one of the ring carbon atoms is replaced by, for example, oxygen, nitrogen or sulfur, and where at least one of the aliphatic hydrogen atoms has been replaced by, for example, a halogen, hydroxy, a thio, nitro, an amino, a ketone, an aldehyde, an ester, an amide, a lower
20 aliphatic, a substituted lower aliphatic, or a ring (aryl, substituted aryl, cycloaliphatic, or substituted cycloaliphatic). Examples of such include, but are not limited to, 2-chloropyranyl.

As used herein, the term "a moiety that participates in hydrogen bonding" as used herein represents a group that can accept or donate a proton to form a hydrogen
25 bond thereby. Some specific non-limiting examples of moieties that participate in hydrogen bonding include a fluoro, oxygen-containing and nitrogen-containing groups that are well-known in the art. Some examples of oxygen-containing groups that participate in hydrogen bonding include: hydroxy, lower alkoxy, lower carbonyl, lower carboxyl, lower ethers and phenolic groups. The qualifier "lower" as used
30 herein refers to lower aliphatic groups (C₁-C₄) to which the respective oxygen-containing functional group is attached. Thus, for example, the term "lower carbonyl" refers to *inter alia*, formaldehyde, acetaldehyde. Some nonlimiting examples of

nitrogen-containing groups that participate in hydrogen bond formation include amino and amido groups. Additionally, groups containing both an oxygen and a nitrogen atom can also participate in hydrogen bond formation. Examples of such groups include nitro, N-hydroxy and nitrous groups. It is also possible that the hydrogen-
5 bond acceptor in the present invention can be the π electrons of an aromatic ring.

As used herein, the term "lower-alkyl-substituted-amino" refers to any alkyl unit containing up to and including eight carbon atoms where one of the aliphatic hydrogen atoms is replaced by an amino group. Examples of such include, but are not limited to, ethylamino and the like.

10 As used herein, the term "lower-alkyl-substituted-halogen" refers to any alkyl chain containing up to and including eight carbon atoms where one of the aliphatic hydrogen atoms is replaced by a halogen. Examples of such include, but are not limited to, chlorethyl and the like.

As used herein, the term "acetylamino" shall mean any primary or secondary
15 amino that is acetylated. Examples of such include, but are not limited to, acetamide and the like.

The term "derivative" of a compound, as used herein, refers to a chemically modified compound wherein the chemical modification takes place either at a functional group of the compound or on the aromatic ring.

20 The term "epidermal hyperplasia," as used herein, refers to an abnormal multiplication or increase in the number of normal cells in normal arrangement in epidermal tissue. Epidermal hyperplasia is a characteristic of numerous disorders, including but not limited to, psoriasis.

The term "keratinocyte" as used herein, refers to a skin cell of the keratinized
25 layer of the epidermis.

The term "fibroblast" as used herein, refers to mesodermally derived resident cells of connective tissue that secrete fibrillar procollagen, fibronectin and collagenase.

The term "stent" or "drug-eluting stent," as used herein, refers to any device
30 which when placed into contact with a site in the wall of a lumen to be treated, will also place fibrin at the lumen wall and retain it at the lumen wall. This can include especially devices delivered percutaneously to treat coronary artery occlusions and to

seal dissections or aneurysms of splenic, carotid, iliac and popliteal vessels. The stent can also have underlying polymeric or metallic structural elements onto which the fibrin is applied or the stent can be a composite of fibrin intermixed with a polymer. For example, a deformable metal wire stent such as that disclosed in U.S. Pat. No.:
5 4,886,062, herein incorporated by reference, could be coated with fibrin as set forth above in one or more coats (i.e., polymerization of fibrin on the metal framework by application of a fibrinogen solution and a solution of a fibrinogen-coagulating protein) or provided with an attached fibrin preform such as an encircling film of fibrin. The stent and fibrin could then be placed onto the balloon at a distal end of a balloon
10 catheter and delivered by conventional percutaneous means (e.g. as in an angioplasty procedure) to the site of the restriction or closure to be treated where it would then be expanded into contact with the body lumen by inflating the balloon. The catheter can then be withdrawn, leaving the fibrin stent of the present invention in place at the treatment site. The stent may therefore provide both a supporting structure for the
15 lumen at the site of treatment and also a structure supporting the secure placement of fibrin at the lumen wall. Generally, a drug-eluting stent allows for an active release of a particular drug at the stent implementation site.

As used herein, the term "catheter" refers generally to a tube used for gaining access to a body cavity or blood vessel.

20 As used herein, the term "valve" or "vessel" refers to any lumen within a mammal. Examples include, but are not limited to, arteries, veins, capillaries, and biological lumen.

As used herein, the term "restenosis" refers to any valve which is narrowed. Examples include, but are not limited to, the reclosure of a peripheral or coronary
25 artery following trauma to that artery caused by efforts to open a stenosed portion of the artery, such as, for example, by balloon dilation, ablation, atherectomy or laser treatment of the artery.

As used herein, "angioplasty" or "balloon therapy" or "balloon angioplasty" or "percutaneous transluminal coronary angioplasty" refers to a method of treating blood
30 vessel disorders that involves the use of a balloon catheter to enlarge the blood vessel and thereby improve blood flow.

As used herein, "cardiac catheterization" or "coronary angiogram" refers to a test used to diagnose coronary artery disease using a catheterization procedure. Such a procedure may involve, for example, the injection of a contrast dye into the coronary arteries via a catheter, permitting the visualization of a narrowed or blocked
5 artery.

As used herein, the term "subject" refers to organisms to be treated by the methods of the present invention. Such organisms preferably include, but are not limited to, mammals (*e.g.*, murines, simians, equines, bovines, porcines, canines, felines, and the like), and most preferably includes humans. In the context of the
10 invention, the term "subject" generally refers to an individual who will receive or who has received treatment (*e.g.*, administration of a compound of the present invention and optionally one or more other agents) for a condition characterized by the dysregulation of apoptotic processes.

The term "diagnosed," as used herein, refers to the to recognition of a disease
15 by its signs and symptoms (*e.g.*, resistance to conventional therapies), or genetic analysis, pathological analysis, histological analysis, and the like.

As used herein, the terms "anticancer agent," or "conventional anticancer agent" refer to any chemotherapeutic compounds, radiation therapies, or surgical interventions, used in the treatment of cancer.

As used herein the term, "*in vitro*" refers to an artificial environment and to
20 processes or reactions that occur within an artificial environment. *In vitro* environments include, but are not limited to, test tubes and cell cultures. The term "*in vivo*" refers to the natural environment (*e.g.*, an animal or a cell) and to processes or reaction that occur within a natural environment.

As used herein, the term "host cell" refers to any eukaryotic or prokaryotic cell
25 (*e.g.*, mammalian cells, avian cells, amphibian cells, plant cells, fish cells, and insect cells), whether located *in vitro* or *in vivo*.

As used herein, the term "cell culture" refers to any *in vitro* culture of cells. Included within this term are continuous cell lines (*e.g.*, with an immortal phenotype),
30 primary cell cultures, finite cell lines (*e.g.*, non-transformed cells), and any other cell population maintained *in vitro*, including oocytes and embryos.

In preferred embodiments, the “target cells” of the compositions and methods of the present invention include, refer to, but are not limited to, lymphoid cells or cancer cells. Lymphoid cells include B cells, T cells, and granulocytes. Granulocytes include eosinophils and macrophages. In some embodiments, target cells are continuously cultured cells or uncultured cells obtained from patient biopsies.

Cancer cells include tumor cells, neoplastic cells, malignant cells, metastatic cells, and hyperplastic cells. Neoplastic cells can be benign or malignant. Neoplastic cells are benign if they do not invade or metastasize. A malignant cell is one that is able to invade and/or metastasize. Hyperplasia is a pathologic accumulation of cells in a tissue or organ, without significant alteration in structure or function.

In one specific embodiment, the target cells exhibit pathological growth or proliferation. As used herein, the term “pathologically proliferating or growing cells” refers to a localized population of proliferating cells in an animal that is not governed by the usual limitations of normal growth.

As used herein, the term “un-activated target cell” refers to a cell that is either in the G_0 phase or one in which a stimulus has not been applied.

As used herein, the term “activated target lymphoid cell” refers to a lymphoid cell that has been primed with an appropriate stimulus to cause a signal transduction cascade, or alternatively, a lymphoid cell that is not in G_0 phase. Activated lymphoid cells may proliferate, undergo activation induced cell death, or produce one or more of cytotoxins, cytokines, and other related membrane-associated proteins characteristic of the cell type (*e.g.*, $CD8^+$ or $CD4^+$). They are also capable of recognizing and binding any target cell that displays a particular antigen on its surface, and subsequently releasing its effector molecules.

As used herein, the term “activated cancer cell” refers to a cancer cell that has been primed with an appropriate stimulus to cause a signal transduction. An activated cancer cell may or may not be in the G_0 phase.

An activating agent is a stimulus that upon interaction with a target cell results in a signal transduction cascade. Examples of activating stimuli include, but are not limited to, small molecules, radiant energy, and molecules that bind to cell activation cell surface receptors. Responses induced by activation stimuli can be characterized by changes in, among others, intracellular Ca^{2+} , superoxide, or hydroxyl radical

levels; the activity of enzymes like kinases or phosphatases; or the energy state of the cell. For cancer cells, activating agents also include transforming oncogenes.

In one aspect, the activating agent is any agent that binds to a cell surface activation receptor. These can be selected from the group consisting of a T cell receptor ligand, a B cell activating factor (“BAFF”), a TNF, a Fas ligand (FasL), a CD40 ligand, a proliferation inducing ligand (“APRIL”), a cytokine, a chemokine, a hormone, an amino acid (*e.g.*, glutamate), a steroid, a B cell receptor ligand, gamma irradiation, UV irradiation, an agent or condition that enhances cell stress, or an antibody that specifically recognizes and binds a cell surface activation receptor (*e.g.*, anti-CD4, anti-CD8, anti-CD20, anti-TACI, anti-BCMA, anti-TNF receptor, anti-CD40, anti-CD3, anti-CD28, anti-B220, anti-CD38, and-CD19, and anti-CD21). BCMA is B cell maturation antigen receptor and TACI is transmembrane activator and CAML interactor. (Gross, A. *et al.* (2000); Laabi, Y. *et al.* (1992) and Madry, C. *et al.* (1998)). Antibodies include monoclonal or polyclonal or a mixture thereof.

Examples of a T cell ligand include, but are not limited to, a peptide that binds to an MHC molecule, a peptide MHC complex, or an antibody that recognizes components of the T cell receptor.

Examples of a B cell ligand include, but are not limited to, a molecule or antibody that binds to or recognizes components of the B cell receptor.

Examples of reagents that bind to a cell surface activation receptor include, but are not limited to, the natural ligands of these receptors or antibodies raised against them (*e.g.*, anti-CD20). RITUXIN (Genentech, Inc., San Francisco, CA) is a commercially available anti-CD 20 chimeric monoclonal antibody.

Examples of agents or conditions that enhance cell stress include heat, radiation, oxidative stress, or growth factor withdrawal and the like. Examples of growth factors include, but are not limited to serum, IL-2, platelet derived growth factor (“PDGF”), and the like.

As used herein, the term “effective amount” refers to the amount of a compound (*e.g.*, a compound of the present invention) sufficient to effect beneficial or desired results. An effective amount can be administered in one or more administrations, applications or dosages and is not limited intended to be limited to a particular formulation or administration route.

As used herein, the term "dysregulation of the process of cell death" refers to any aberration in the ability of (*e.g.*, predisposition) a cell to undergo cell death via either necrosis or apoptosis. Dysregulation of cell death is associated with or induced by a variety of conditions, including for example, autoimmune disorders (*e.g.*,
5 systemic lupus erythematosus, rheumatoid arthritis, graft-versus-host disease, myasthenia gravis, Sjögren's syndrome, *etc.*), chronic inflammatory conditions (*e.g.*, psoriasis, asthma and Crohn's disease), hyperproliferative disorders (*e.g.*, tumors, B cell lymphomas, T cell lymphomas, *etc.*), viral infections (*e.g.*, herpes, papilloma, HIV), and other conditions such as osteoarthritis and atherosclerosis.

10 It should be noted that when the dysregulation is induced by or associated with a viral infection, the viral infection may or may not be detectable at the time dysregulation occurs or is observed. That is, viral-induced dysregulation can occur even after the disappearance of symptoms of viral infection.

A "hyperproliferative disorder," as used herein refers to any condition in
15 which a localized population of proliferating cells in an animal is not governed by the usual limitations of normal growth. Examples of hyperproliferative disorders include tumors, neoplasms, lymphomas and the like. A neoplasm is said to be benign if it does not undergo, invasion or metastasis and malignant if it does either of these. A metastatic cell or tissue means that the cell can invade and destroy neighboring body
20 structures. Hyperplasia is a form of cell proliferation involving an increase in cell number in a tissue or organ, without significant alteration in structure or function. Metaplasia is a form of controlled cell growth in which one type of fully differentiated cell substitutes for another type of differentiated cell. Metaplasia can occur in epithelial or connective tissue cells. A typical metaplasia involves a somewhat
25 disorderly metaplastic epithelium.

The pathological growth of activated lymphoid cells often results in an autoimmune disorder or a chronic inflammatory condition. As used herein, the term "autoimmune disorder" refers to any condition in which an organism produces antibodies or immune cells which recognize the organism's own molecules, cells or
30 tissues. Non-limiting examples of autoimmune disorders include autoimmune hemolytic anemia, autoimmune hepatitis, Berger's disease or IgA nephropathy, Celiac Sprue, chronic fatigue syndrome, Crohn's disease, dermatomyositis, fibromyalgia,

graft versus host disease, Grave's disease, Hashimoto's thyroiditis, idiopathic thrombocytopenia purpura, lichen planus, multiple sclerosis, myasthenia gravis, psoriasis, rheumatic fever, rheumatic arthritis, scleroderma, Sjorgren syndrome, systemic lupus erythematosus, type 1 diabetes, ulcerative colitis, vitiligo, and the like.

5 As used herein, the term "chronic inflammatory condition" refers to a condition wherein the organism's immune cells are activated. Such a condition is characterized by a persistent inflammatory response with pathologic sequelae. This state is characterized by infiltration of mononuclear cells, proliferation of fibroblasts and small blood vessels, increased connective tissue, and tissue destruction.

10 Examples of chronic inflammatory diseases include, but are not limited to, Crohn's disease, psoriasis, chronic obstructive pulmonary disease, inflammatory bowel disease, multiple sclerosis, and asthma. Autoimmune diseases such as rheumatoid arthritis and systemic lupus erythematosus can also result in a chronic inflammatory state.

15 As used herein, the term "co-administration" refers to the administration of at least two agent(s) (*e.g.*, a compound of the present invention) or therapies to a subject. In some embodiments, the co-administration of two or more agents/therapies is concurrent. In other embodiments, a first agent/therapy is administered prior to a second agent/therapy. Those of skill in the art understand that the formulations and/or
20 routes of administration of the various agents/therapies used may vary. The appropriate dosage for co-administration can be readily determined by one skilled in the art. In some embodiments, when agents/therapies are co-administered, the respective agents/therapies are administered at lower dosages than appropriate for their administration alone. Thus, co-administration is especially desirable in
25 embodiments where the co-administration of the agents/therapies lowers the requisite dosage of a known potentially harmful (*e.g.*, toxic) agent(s).

 As used herein, the term "toxic" refers to any detrimental or harmful effects on a cell or tissue as compared to the same cell or tissue prior to the administration of the toxicant.

30 As used herein, the term "pharmaceutical composition" refers to the combination of an active agent with a carrier, inert or active, making the composition especially suitable for diagnostic or therapeutic use *in vivo*, *in vivo* or *ex vivo*.

As used herein, the term "pharmaceutically acceptable carrier" refers to any of the standard pharmaceutical carriers, such as a phosphate buffered saline solution, water, emulsions (*e.g.*, such as an oil/water or water/oil emulsions), and various types of wetting agents. The compositions also can include stabilizers and preservatives.

5 For examples of carriers, stabilizers and adjuvants. (*See e.g.*, Martin, Remington's Pharmaceutical Sciences, 15th Ed., Mack Publ. Co., Easton, PA [1975]).

As used herein, the term "pharmaceutically acceptable salt" refers to any pharmaceutically acceptable salt (*e.g.*, acid or base) of a compound of the present invention which, upon administration to a subject, is capable of providing a
10 compound of this invention or an active metabolite or residue thereof. As is known to those of skill in the art, "salts" of the compounds of the present invention may be derived from inorganic or organic acids and bases. Examples of acids include, but are not limited to, hydrochloric, hydrobromic, sulfuric, nitric, perchloric, fumaric, maleic, phosphoric, glycolic, lactic, salicylic, succinic, toluene-p-sulfonic, tartaric, acetic,
15 citric, methanesulfonic, ethanesulfonic, formic, benzoic, malonic, naphthalene-2-sulfonic, benzenesulfonic acid, and the like. Other acids, such as oxalic, while not in themselves pharmaceutically acceptable, may be employed in the preparation of salts useful as intermediates in obtaining the compounds of the invention and their pharmaceutically acceptable acid addition salts.

20 Examples of bases include, but are not limited to, alkali metals (*e.g.*, sodium) hydroxides, alkaline earth metals (*e.g.*, magnesium), hydroxides, ammonia, and compounds of formula NW_4^+ , wherein W is C_{1-4} alkyl, and the like.

Examples of salts include, but are not limited to: acetate, adipate, alginate, aspartate, benzoate, benzenesulfonate, bisulfate, butyrate, citrate, camphorate,
25 camphorsulfonate, cyclopentanepropionate, digluconate, dodecylsulfate, ethanesulfonate, fumarate, flucoheptanoate, glycerophosphate, hemisulfate, heptanoate, hexanoate, hydrochloride, hydrobromide, hydroiodide, 2-hydroxyethanesulfonate, lactate, maleate, methanesulfonate, 2-naphthalenesulfonate, nicotinate, oxalate, palmoate, pectinate, persulfate, phenylpropionate, picrate,
30 pivalate, propionate, succinate, tartrate, thiocyanate, tosylate, undecanoate, and the like. Other examples of salts include anions of the compounds of the present

invention compounded with a suitable cation such as Na^+ , NH_4^+ , and NW_4^+ (wherein W is a C_{1-4} alkyl group), and the like.

For therapeutic use, salts of the compounds of the present invention are contemplated as being pharmaceutically acceptable. However, salts of acids and
5 bases that are non-pharmaceutically acceptable may also find use, for example, in the preparation or purification of a pharmaceutically acceptable compound.

As used herein, the terms "solid phase supports" or "solid supports," are used in their broadest sense to refer to a number of supports that are available and known to those of ordinary skill in the art. Solid phase supports include, but are not limited to,
10 silica gels, resins, derivatized plastic films, glass beads, cotton, plastic beads, alumina gels, and the like. As used herein, "solid supports" also include synthetic antigen-presenting matrices, cells, liposomes, and the like. A suitable solid phase support may be selected on the basis of desired end use and suitability for various protocols. For example, for peptide synthesis, solid phase supports may refer to resins such as
15 polystyrene (*e.g.*, PAM-resin obtained from Bachem, Inc., Peninsula Laboratories, *etc.*), POLYHIPE) resin (obtained from Aminotech, Canada), polyamide resin (obtained from Peninsula Laboratories), polystyrene resin grafted with polyethylene glycol (TENTAGEL, Rapp Polymere, Tubingen, Germany) or
polydimethylacrylamide resin (obtained from Milligen/Biosearch, California).

20 As used herein, the term "pathogen" refers a biological agent that causes a disease state (*e.g.*, infection, cancer, *etc.*) in a host. "Pathogens" include, but are not limited to, viruses, bacteria, archaea, fungi, protozoans, mycoplasma, prions, and parasitic organisms.

The terms "bacteria" and "bacterium" refer to all prokaryotic organisms,
25 including those within all of the phyla in the Kingdom Procaryotae. It is intended that the term encompass all microorganisms considered to be bacteria including Mycoplasma, Chlamydia, Actinomyces, Streptomyces, and Rickettsia. All forms of bacteria are included within this definition including cocci, bacilli, spirochetes, spheroplasts, protoplasts, *etc.* Also included within this term are prokaryotic
30 organisms which are gram negative or gram positive. "Gram negative" and "gram positive" refer to staining patterns with the Gram-staining process which is well known in the art. (*See e.g.*, Finegold and Martin, Diagnostic Microbiology, 6th Ed.,

CV Mosby St. Louis, pp. 13-15 [1982]). "Gram positive bacteria" are bacteria which retain the primary dye used in the Gram stain, causing the stained cells to appear dark blue to purple under the microscope. "Gram negative bacteria" do not retain the primary dye used in the Gram stain, but are stained by the counterstain. Thus, gram
5 negative bacteria appear red.

As used herein, the term "microorganism" refers to any species or type of microorganism, including but not limited to, bacteria, archaea, fungi, protozoans, mycoplasma, and parasitic organisms. The present invention contemplates that a number of microorganisms encompassed therein will also be pathogenic to a subject.

10 As used herein, the term "fungi" is used in reference to eukaryotic organisms such as the molds and yeasts, including dimorphic fungi.

As used herein, the term "virus" refers to minute infectious agents, which with certain exceptions, are not observable by light microscopy, lack independent metabolism, and are able to replicate only within a living host cell. The individual
15 particles (*i.e.*, virions) typically consist of nucleic acid and a protein shell or coat; some virions also have a lipid containing membrane. The term "virus" encompasses all types of viruses, including animal, plant, phage, and other viruses.

The term "sample" as used herein is used in its broadest sense. A sample suspected of indicating a condition characterized by the dysregulation of apoptotic
20 function may comprise a cell, tissue, or fluids, chromosomes isolated from a cell (*e.g.*, a spread of metaphase chromosomes), genomic DNA (in solution or bound to a solid support such as for Southern blot analysis), RNA (in solution or bound to a solid support such as for Northern blot analysis), cDNA (in solution or bound to a solid support) and the like. A sample suspected of containing a protein may comprise a
25 cell, a portion of a tissue, an extract containing one or more proteins and the like.

As used herein, the terms "purified" or "to purify" refer, to the removal of undesired components from a sample. As used herein, the term "substantially purified" refers to molecules that are at least 60% free, preferably 75% free, and most preferably 90%, or more, free from other components with which they usually
30 associated.

As used herein, the term "antigen binding protein" refers to proteins which bind to a specific antigen. "Antigen binding proteins" include, but are not limited to,

immunoglobulins, including polyclonal, monoclonal, chimeric, single chain, and humanized antibodies, Fab fragments, F(ab')₂ fragments, and Fab expression libraries. Various procedures known in the art are used for the production of polyclonal antibodies. For the production of antibody, various host animals can be immunized

5 by injection with the peptide corresponding to the desired epitope including but not limited to rabbits, mice, rats, sheep, goats, *etc.* In a preferred embodiment, the peptide is conjugated to an immunogenic carrier (*e.g.*, diphtheria toxoid, bovine serum albumin (BSA), or keyhole limpet hemocyanin [KLH]). Various adjuvants are used to increase the immunological response, depending on the host species,

10 including but not limited to Freund's (complete and incomplete), mineral gels such as aluminum hydroxide, surface active substances such as lysolecithin, pluronic polyols, polyanions, peptides, oil emulsions, keyhole limpet hemocyanins, dinitrophenol, and potentially useful human adjuvants such as BCG (Bacille Calmette-Guerin) and *Corynebacterium parvum*.

15 For preparation of monoclonal antibodies, any technique that provides for the production of antibody molecules by continuous cell lines in culture may be used (*See e.g.*, Harlow and Lane, *Antibodies: A Laboratory Manual*, Cold Spring Harbor Laboratory Press, Cold Spring Harbor, NY). These include, but are not limited to, the hybridoma technique originally developed by Köhler and Milstein (Köhler and

20 Milstein, *Nature*, 256:495-497 [1975]), as well as the trioma technique, the human B-cell hybridoma technique (*See e.g.*, Kozbor *et al.*, *Immunol. Today*, 4:72 [1983]), and the EBV-hybridoma technique to produce human monoclonal antibodies (Cole *et al.*, in *Monoclonal Antibodies and Cancer Therapy*, Alan R. Liss, Inc., pp. 77-96 [1985]).

25 According to the invention, techniques described for the production of single chain antibodies (U.S. 4,946,778; herein incorporated by reference) can be adapted to produce specific single chain antibodies as desired. An additional embodiment of the invention utilizes the techniques known in the art for the construction of Fab expression libraries (Huse *et al.*, *Science*, 246:1275-1281 [1989]) to allow rapid and

30 easy identification of monoclonal Fab fragments with the desired specificity.

Antibody fragments that contain the idiotype (antigen binding region) of the antibody molecule can be generated by known techniques. For example, such

fragments include but are not limited to: the F(ab')₂ fragment that can be produced by pepsin digestion of an antibody molecule; the Fab' fragments that can be generated by reducing the disulfide bridges of an F(ab')₂ fragment, and the Fab fragments that can be generated by treating an antibody molecule with papain and a reducing agent.

5 Genes encoding antigen binding proteins can be isolated by methods known in the art. In the production of antibodies, screening for the desired antibody can be accomplished by techniques known in the art (*e.g.*, radioimmunoassay, ELISA (enzyme-linked immunosorbant assay), "sandwich" immunoassays, immunoradiometric assays, gel diffusion precipitin reactions, immunodiffusion
10 assays, *in situ* immunoassays (using colloidal gold, enzyme or radioisotope labels, for example), Western Blots, precipitation reactions, agglutination assays (*e.g.*, gel agglutination assays, hemagglutination assays, *etc.*), complement fixation assays, immunofluorescence assays, protein A assays, and immunoelectrophoresis assays, *etc.*) *etc.*

15 As used herein, the term "immunoglobulin" or "antibody" refer to proteins that bind a specific antigen. Immunoglobulins include, but are not limited to, polyclonal, monoclonal, chimeric, and humanized antibodies, Fab fragments, F(ab')₂ fragments, and includes immunoglobulins of the following classes: IgG, IgA, IgM, IgD, IbE, and secreted immunoglobulins (sIg). Immunoglobulins generally comprise two identical
20 heavy chains and two light chains. However, the terms "antibody" and "immunoglobulin" also encompass single chain antibodies and two chain antibodies.

The term "epitope" as used herein refers to that portion of an antigen that makes contact with a particular immunoglobulin. When a protein or fragment of a protein is used to immunize a host animal, numerous regions of the protein may
25 induce the production of antibodies which bind specifically to a given region or three-dimensional structure on the protein; these regions or structures are referred to as "antigenic determinants". An antigenic determinant may compete with the intact antigen (*i.e.*, the "immunogen" used to elicit the immune response) for binding to an antibody.

30 The terms "specific binding" or "specifically binding" when used in reference to the interaction of an antibody and a protein or peptide means that the interaction is dependent upon the presence of a particular structure (*i.e.*, the antigenic determinant

or epitope) on the protein; in other words the antibody is recognizing and binding to a specific protein structure rather than to proteins in general. For example, if an antibody is specific for epitope "A," the presence of a protein containing epitope A (or free, unlabelled A) in a reaction containing labeled "A" and the antibody will reduce
5 the amount of labeled A bound to the antibody.

As used herein, the terms "non-specific binding" and "background binding" when used in reference to the interaction of an antibody and a protein or peptide refer to an interaction that is not dependent on the presence of a particular structure (*i.e.*, the antibody is binding to proteins in general rather than a particular structure such as
10 an epitope).

As used herein, the term "modulate" refers to the activity of a compound (*e.g.*, a compound of the present invention) to affect (*e.g.*, to promote or retard) an aspect of cellular function, including, but not limited to, cell growth, proliferation, apoptosis, and the like.

As used herein, the term "competes for binding" is used in reference to a first molecule (*e.g.*, a first compound of the present invention) with an activity that binds to the same substrate (*e.g.*, the oligomycin sensitivity conferring protein in mitochondrial ATP synthase) as does a second molecule (*e.g.*, a second compound of the present invention or other molecule that binds to the oligomycin sensitivity
20 conferring protein in mitochondrial ATP synthase, *etc.*). The efficiency (*e.g.*, kinetics or thermodynamics) of binding by the first molecule may be the same as, or greater than, or less than, the efficiency of the substrate binding to the second molecule. For example, the equilibrium binding constant (K_D) for binding to the substrate may be different for the two molecules.

As used herein, the term "instructions for administering said
25 compound to a subject," and grammatical equivalents thereof, includes instructions for using the compositions contained in a kit for the treatment of conditions characterized by the dysregulation of apoptotic processes in a cell or tissue (*e.g.*, providing dosing, route of administration, decision trees for treating physicians for correlating patient-specific characteristics with therapeutic courses of action). The
30 term also specifically refers to instructions for using the compositions contained in the kit to treat autoimmune disorders (*e.g.*, systemic lupus erythematosus, rheumatoid

arthritis, graft-versus-host disease, myasthenia gravis, Sjögren's syndrome, *etc.*), chronic inflammatory conditions (*e.g.*, psoriasis, asthma and Crohn's disease), hyperproliferative disorders (*e.g.*, tumors, B cell lymphomas, T cell lymphomas, *etc.*), viral infections (*e.g.*, herpes virus, papilloma virus, HIV), and other conditions such as
5 osteoarthritis and atherosclerosis, and the like.

The term "test compound" refers to any chemical entity, pharmaceutical, drug, and the like, that can be used to treat or prevent a disease, illness, sickness, or disorder of bodily function, or otherwise alter the physiological or cellular status of a sample (*e.g.*, the level of dysregulation of apoptosis in a cell or tissue). Test compounds
10 comprise both known and potential therapeutic compounds. A test compound can be determined to be therapeutic by using the screening methods of the present invention. A "known therapeutic compound" refers to a therapeutic compound that has been shown (*e.g.*, through animal trials or prior experience with administration to humans) to be effective in such treatment or prevention. In preferred embodiments, "test
15 compounds" are agents that modulate apoptosis in cells.

As used herein, the term "third party" refers to any entity engaged in selling, warehousing, distributing, or offering for sale a test compound contemplated for administered with a compound for treating conditions characterized by the dysregulation of apoptotic processes.
20

GENERAL DESCRIPTION OF THE INVENTION

As a class of drugs, benzodiazepine compounds have been widely studied and reported to be effective medicaments for treating a number of disease. For example, U.S. 4,076,823, 4,110,337, 4,495,101, 4,751,223 and 5,776,946, each incorporated
25 herein by reference in its entirety, report that certain benzodiazepine compounds are effective as analgesic and anti-inflammatory agents. Similarly, U.S. 5,324,726 and U.S. 5,597,915, each incorporated by reference in its entirety, report that certain benzodiazepine compounds are antagonists of cholecystokinin and gastrin and thus might be useful to treat certain gastrointestinal disorders.

30 Other benzodiazepine compounds have been studied as inhibitors of human neutrophil elastase in the treating of human neutrophil elastase-mediated conditions such as myocardial ischemia, septic shock syndrome, among others (*See e.g.*, U.S.

5,861,380 incorporated herein by reference in its entirety). U.S. 5,041,438, incorporated herein by reference in its entirety, reports that certain benzodiazepine compounds are useful as anti-retroviral agents.

Despite the attention benzodiazepine compounds have drawn, it will become
5 apparent from the description below, that the present invention provides novel benzodiazepine compounds and related compounds and methods of using the novel compounds, as well as known compounds, for treating a variety of diseases.

Benzodiazepine compounds are known to bind to benzodiazepine receptors in the central nervous system (CNS) and thus have been used to treat various CNS
10 disorders including anxiety and epilepsy. Peripheral benzodiazepine receptors have also been identified, which receptors may incidentally also be present in the CNS. The present invention demonstrates that benzodiazepines and related compounds have pro-apoptotic and cytotoxic properties useful in the treatment of transformed cells grown in tissue culture. The route of action of these compounds is not through the
15 previously identified benzodiazepine receptors.

Experiments conducted during the development of the present invention have identified novel biological targets for benzodiazepine compounds and related compounds (some of which are related by their ability to bind cellular target molecules rather than their homology to the overall chemical structure of
20 benzodiazepine compounds). In particular, the present invention provides compounds that interact, directly or indirectly, with particular mitochondrial proteins to elicit the desired biological effects.

Thus, in some embodiments, the present invention provides a number of novel compounds and previously known compounds directed against novel cellular targets
25 to achieve desired biological results. In other embodiments, the present invention provides methods for using such compounds to regulate biological processes. The present invention also provides drug-screening methods to identify and optimize compounds. The present invention further provides diagnostic markers for identifying diseases and conditions, for monitoring treatment regimens, and/or for
30 identifying optimal therapeutic courses of action. These and other research and therapeutic utilities are described below.

Similar benzodiazepine related compounds, described in U.S. Patent Applications 10/886,450, 10/795,535, 10/634,114, 10/427, 212, 10/427,211, 10/217,878, 09/767,283, and 09/700,101, and U.S. Provisional Patent Application Nos. 60/607,599 and 60/565,788, each herein incorporated by reference in their
5 entireties, are also characterized as modulators of cell death. Gene expression profiles of such benzodiazepine related compounds demonstrate a modulation of genes directed toward apoptosis. Such benzodiazepine related compounds further find use within pharmaceutical compositions along with apoptotic agents. Additionally, such benzodiazepine related compounds find use in therapeutic applications (e.g., treating
10 hyperproliferative disorders).

DETAILED DESCRIPTION OF THE INVENTION

The present invention provides novel chemical compounds, methods for their discovery, and their therapeutic use. In particular, the present invention provides
15 benzodiazepine derivatives and related compounds and methods of using benzodiazepine derivatives and related compounds as therapeutic agents to treat a number of conditions associated with the faulty regulation of the processes of programmed cell death, autoimmunity, inflammation, and hyperproliferation, and the like.

20 Exemplary compositions and methods of the present invention are described in more detail in the following sections: I. Modulators of Cell Death; II. Modulators of Cell Growth and Proliferation; III. Exemplary Compounds; IV. Pharmaceutical compositions, formulations, and exemplary administration routes and dosing considerations; V. Drug screens; VI. Therapeutic Applications; and VII. ATPase
25 Inhibitors And Methods For Identifying Therapeutic Inhibitors.

The practice of the present invention employs, unless otherwise indicated, conventional techniques of organic chemistry, pharmacology, molecular biology (including recombinant techniques), cell biology, biochemistry, and immunology, which are within the skill of the art. Such techniques are explained fully in the
30 literature, such as, "Molecular cloning: a laboratory manual" Second Edition (Sambrook *et al.*, 1989); "Oligonucleotide synthesis" (M.J. Gait, ed., 1984); "Animal cell culture" (R.I. Freshney, ed., 1987); the series "Methods in enzymology" (Academic Press, Inc.); "Handbook of experimental immunology" (D.M. Weir &

C.C. Blackwell, eds.); "Gene transfer vectors for mammalian cells" (J.M. Miller & M.P. Calos, eds., 1987); "Current protocols in molecular biology" (F.M. Ausubel *et al.*, eds., 1987, and periodic updates); "PCR: the polymerase chain reaction" (Mullis *et al.*, eds., 1994); and "Current protocols in immunology" (J.E. Coligan *et al.*, eds., 5 1991), each of which is herein incorporated by reference in its entirety.

I. Modulators of Cell Death

In preferred embodiments, it is contemplated that the present invention regulates apoptosis through the exposure of cells to compounds. The effect of 10 compounds can be measured by detecting any number of cellular changes. Cell death may be assayed as described herein and in the art. In preferred embodiments, cell lines are maintained under appropriate cell culturing conditions (*e.g.*, gas (CO₂), temperature and media) for an appropriate period of time to attain exponential proliferation without density dependent constraints. Cell number and or viability are 15 measured using standard techniques, such as trypan blue exclusion/hemo-cytometry, or MTT dye conversion assay. Alternatively, the cell may be analyzed for the expression of genes or gene products associated with aberrations in apoptosis or necrosis.

In preferred embodiments, it is contemplated that exposing the present 20 invention to a cell induces apoptosis. In some embodiments, it is contemplated that the present invention causes an initial increase in cellular ROS levels (*e.g.*, O₂⁻). In further embodiments, it is contemplated that exposure of the compounds of the present invention to a cell causes an increase in cellular O₂⁻ levels. In still further 25 embodiments, it is contemplated that the increase in cellular O₂⁻ levels resulting from the compounds of the present invention is detectable with a redox-sensitive agent that reacts specifically with O₂⁻ (*e.g.*, dihydroethidium (DHE)).

In other embodiments, it is contemplated that increased cellular O₂⁻ levels resulting from compounds of the present invention diminish after a period of time (*e.g.*, 10 minutes). In other embodiments, it is contemplated that increased cellular 30 O₂⁻ levels resulting from the compounds of the present invention diminish after a period of time and increase again at a later time (*e.g.*, 10 hours). In further embodiments, it is contemplated that increased cellular O₂⁻ levels resulting from the

compounds of the present invention diminish at 1 hour and increase again after 4 hours. In preferred embodiments, it is contemplated that an early increase in cellular O_2^- levels, followed by a diminishing in cellular O_2^- levels, followed by another increase in cellular O_2^- levels resulting from the compounds of the present invention is due to different cellular processes (e.g., bimodal cellular mechanisms).

In some embodiments, it is contemplated that the present invention causes a collapse of a cell's mitochondrial $\Delta\Psi_m$. In preferred embodiments, it is contemplated that a collapse of a cell's mitochondrial $\Delta\Psi_m$ resulting from the present invention is detectable with a mitochondria-selective potentiometric probe (e.g., DiOC₆). In further embodiments, it is contemplated that a collapse of a cell's mitochondrial $\Delta\Psi_m$ resulting from the present invention occurs after an initial increase in cellular O_2^- levels.

In some embodiments, it is contemplated that the present invention enables caspase activation. In other embodiments, it is contemplated that the present invention causes the release of cytochrome *c* from mitochondria. In further embodiments, it is contemplated that the present invention alters cytosolic cytochrome *c* levels. In still other embodiments, it is contemplated that altered cytosolic cytochrome *c* levels resulting from the present invention are detectable with immunoblotting cytosolic fractions. In preferred embodiments, it is contemplated that diminished cytosolic cytochrome *c* levels resulting from the present invention are detectable after a period of time (e.g., 10 hours). In further preferred embodiments, it is contemplated that diminished cytosolic cytochrome *c* levels resulting from the present invention are detectable after 5 hours.

In other embodiments, it is contemplated that the present invention causes the opening of the mitochondrial PT pore. In preferred embodiments, it is contemplated that the cellular release of cytochrome *c* resulting from the present invention is consistent with a collapse of mitochondrial $\Delta\Psi_m$. In still further preferred embodiments, it is contemplated that the present invention causes an increase in cellular O_2^- levels after a mitochondrial $\Delta\Psi_m$ collapse and a release of cytochrome *c*. In further preferred embodiments, it is contemplated that a rise in cellular O_2^- levels is caused by a mitochondrial $\Delta\Psi_m$ collapse and release of cytochrome *c* resulting from the present invention.

In other embodiments, it is contemplated that the present invention causes cellular caspase activation. In preferred embodiments, it is contemplated that caspase activation resulting from the present invention is measurable with a pan-caspase sensitive fluorescent substrate (*e.g.*, FAM-VAD-fmk). In still further embodiments, it is contemplated that caspase activation resulting from the present invention tracks with a collapse of mitochondrial $\Delta\Psi_m$. In other embodiments, it is contemplated that the present invention causes an appearance of hypodiploid DNA. In preferred embodiments, it is contemplated that an appearance of hypodiploid DNA resulting from the present invention is slightly delayed with respect to caspase activation.

In some embodiments, it is contemplated that the molecular target for the present invention is found within mitochondria. In further embodiments, it is contemplated that the molecular target of the present invention involves the mitochondrial ATPase. The primary sources of cellular ROS include redox enzymes and the mitochondrial respiratory chain (hereinafter MRC). In preferred embodiments, it is contemplated that cytochrome *c* oxidase (complex IV of the MRC) inhibitors (*e.g.*, NaN_3) preclude a present invention dependent increase in cellular ROS levels. In other preferred embodiments, it is contemplated that the ubiquinol-cytochrome *c* reductase component of MRC complex III inhibitors (*e.g.*, FK506) preclude a present invention dependent increase in ROS levels.

In some embodiments, it is contemplated that an increase in cellular ROS levels result from the binding of the compounds of the present invention to a target within mitochondria. In preferred embodiments, it is contemplated that the compounds of the present invention oxidize 2',7'-dichlorodihydrofluorescein (hereinafter DCF) diacetate to DCF. DCF is a redox-active species capable of generating ROS. In further embodiments, it is contemplated that the rate of DCF production resulting from the present invention increases after a lag period.

Antimycin A generates O_2^- by inhibiting ubiquinol-cytochrome *c* reductase. In preferred embodiments, it is contemplated that the present invention increases the rate of ROS production in an equivalent manner to antimycin A. In further embodiments, it is contemplated that the present invention increases the rate of ROS production in an equivalent manner to antimycin A under aerobic conditions supporting state 3 respiration. In further embodiments, it is contemplated that the

compounds of the present invention do not directly target the MPT pore. In additional embodiments, it is contemplated that the compounds of the present invention do not generate substantial ROS in the subcellular S15 fraction (*e.g.*, cytosol; microsomes). In even further embodiments, it is contemplated that the compounds of the present invention do not stimulate ROS if mitochondria are in state 4 respiration.

MRC complexes I – III are the primary sources of ROS within mitochondria. In preferred embodiments, it is contemplated that the primary source of an increase in cellular ROS levels resulting from the dependent invention emanates from these complexes as a result of inhibiting the mitochondrial F_1F_0 -ATPase. Indeed, in still further embodiments, it is contemplated that the present invention inhibits mitochondrial ATPase activity of bovine sub-mitochondrial particles (hereinafter SMPs). In particularly preferred embodiments, it is contemplated that the compounds of the present invention bind to the OSCP component of the mitochondrial F_1F_0 -ATPase.

Oligomycin is a macrolide natural product that binds to the mitochondrial F_1F_0 -ATPase, induces a state 3 to 4 transition, and as a result, generates ROS (*e.g.*, $O_2^{\cdot -}$). In preferred embodiments, it is contemplated that the present invention binds the OSCP component of the mitochondrial F_1F_0 -ATPase. In certain embodiments, it is contemplated that screening assays of the present invention permit detection of binding partners of the OSCP. OSCP is an intrinsically fluorescent protein. In certain embodiments, it is contemplated that titrating a solution of test compounds of the present invention into an *E. Coli* sample overexpressed with OSCP results in quenching of the intrinsic OSCP fluorescence. In other embodiments, fluorescent or radioactive test compounds can be used in direct binding assays. In other embodiments, competition binding experiments can be conducted. In this type of assay, test compounds are assessed for their ability to compete with a compound of the present invention for binding to the OSCP. In some embodiments, it is contemplated that the compounds of the present invention cause a reduced increase in cellular ROS levels and reduce apoptosis in cells through regulation of the OSCP gene (*e.g.*, altering expression of the OSCP gene). In further embodiments, it is contemplated that the present invention functions by altering the molecular motions of the ATPase motor.

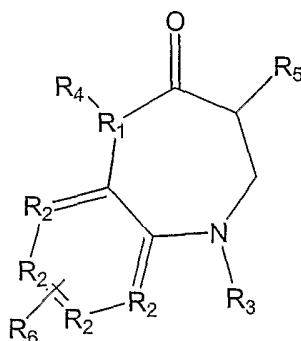
II. Modulators of Cellular Proliferation and Cell Growth

In some embodiments, it is contemplated that the compounds and methods of the present invention cause decreased cellular proliferation. In other embodiments, it is contemplated that the compounds and methods of the present invention cause decreased cellular proliferation and apoptosis.

III. Exemplary Compounds

Exemplary compounds of the present invention are provided below. The present invention is not limited to any particular compound.

In certain embodiments, the present invention provides a composition comprising the following formula:

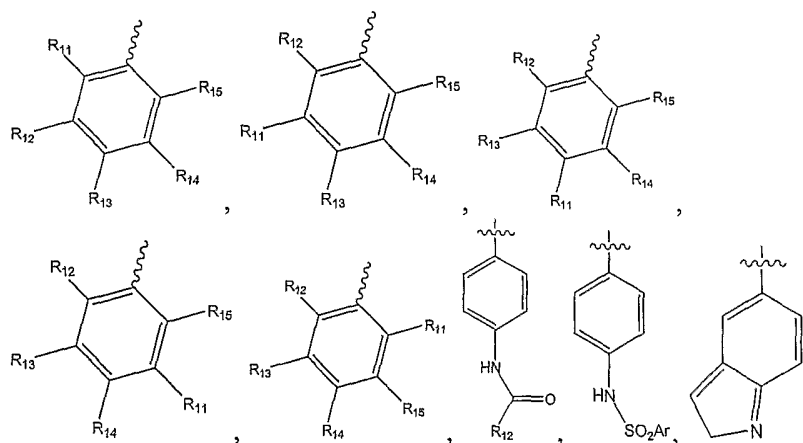


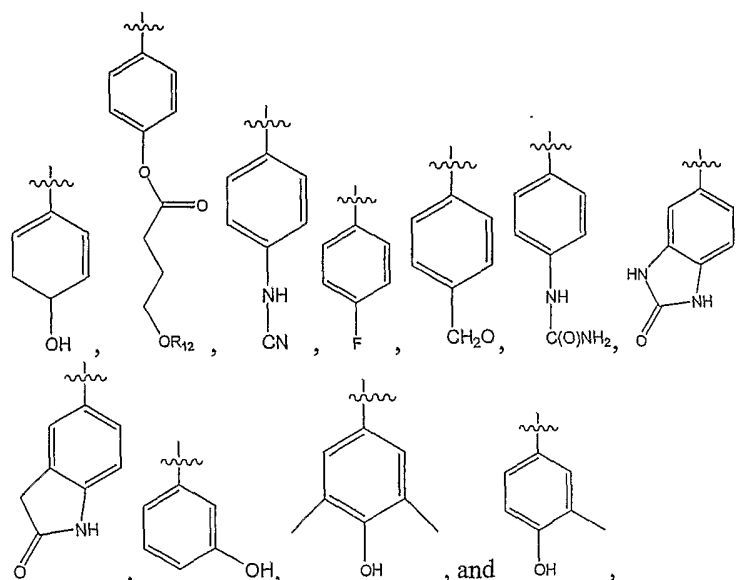
including both R and S enantiomeric forms and racemic mixtures.

In such preferred embodiments, R1 is a nitrogen atom or a carbon atom; R2 is carbon or nitrogen; R3 comprises a chemical moiety comprising a heterocyclic group containing 3 or more carbon atoms; R4 and R5 are separately selected from the group consisting of: hydrogen; halogen; CH₃; a linear or branched, saturated or unsaturated aliphatic chain having at least 2 carbons; a chemical moiety comprising a halogen; a chemical moiety comprising Sulfur; a chemical moiety comprising Nitrogen; an aromatic chemical moiety; a hydrophilic chemical moiety; and a hydrophobic chemical moiety; and R6 is selected from H, a hydroxy, an alkoxy, a halogen, an amino, a lower-alkyl, a substituted-amino, an acetylamino, a hydroxyamino, an aliphatic group having 1-8 carbons and 1-20 hydrogens, a substituted aliphatic group of similar size, a cycloaliphatic group consisting of less than 10 carbons, a substituted cycloaliphatic group, an aryl, a heterocyclic, NO₂; SR'; and NR'₂, wherein R' is

defined as a linear or branched, saturated or unsaturated aliphatic chain having at least one carbon; a linear or branched, saturated or unsaturated aliphatic chain having at least 2 carbons, and having at least one hydroxyl subgroup; a linear or branched, saturated or unsaturated aliphatic chain having at least 2 carbons, and having at least one thiol subgroup; a linear or branched, saturated or unsaturated aliphatic chain having at least 2 carbons, wherein the aliphatic chain terminates with an aldehyde subgroup; a linear or branched, saturated or unsaturated aliphatic chain having at least 2 carbons, and having at least one ketone subgroup; a linear or branched, saturated or unsaturated aliphatic chain having at least 2 carbons; wherein the aliphatic chain terminates with a carboxylic acid subgroup; a linear or branched, saturated or unsaturated aliphatic chain having at least 2 carbons, and having at least one amide subgroup; a linear or branched, saturated or unsaturated aliphatic chain having at least 2 carbons, and having at least one acyl group; a linear or branched, saturated or unsaturated aliphatic chain having at least 2 carbons, and having at least one nitrogen containing moiety; a linear or branched, saturated or unsaturated aliphatic chain having at least 2 carbons, and having at least one amine subgroup; a linear or branched, saturated or unsaturated aliphatic chain having at least 2 carbons, and having at least one halogen subgroup; a linear or branched, saturated or unsaturated aliphatic chain having at least 2 carbons, and having at least one nitronium subgroup.

In preferred embodiments, R3 is selected from the group consisting of:

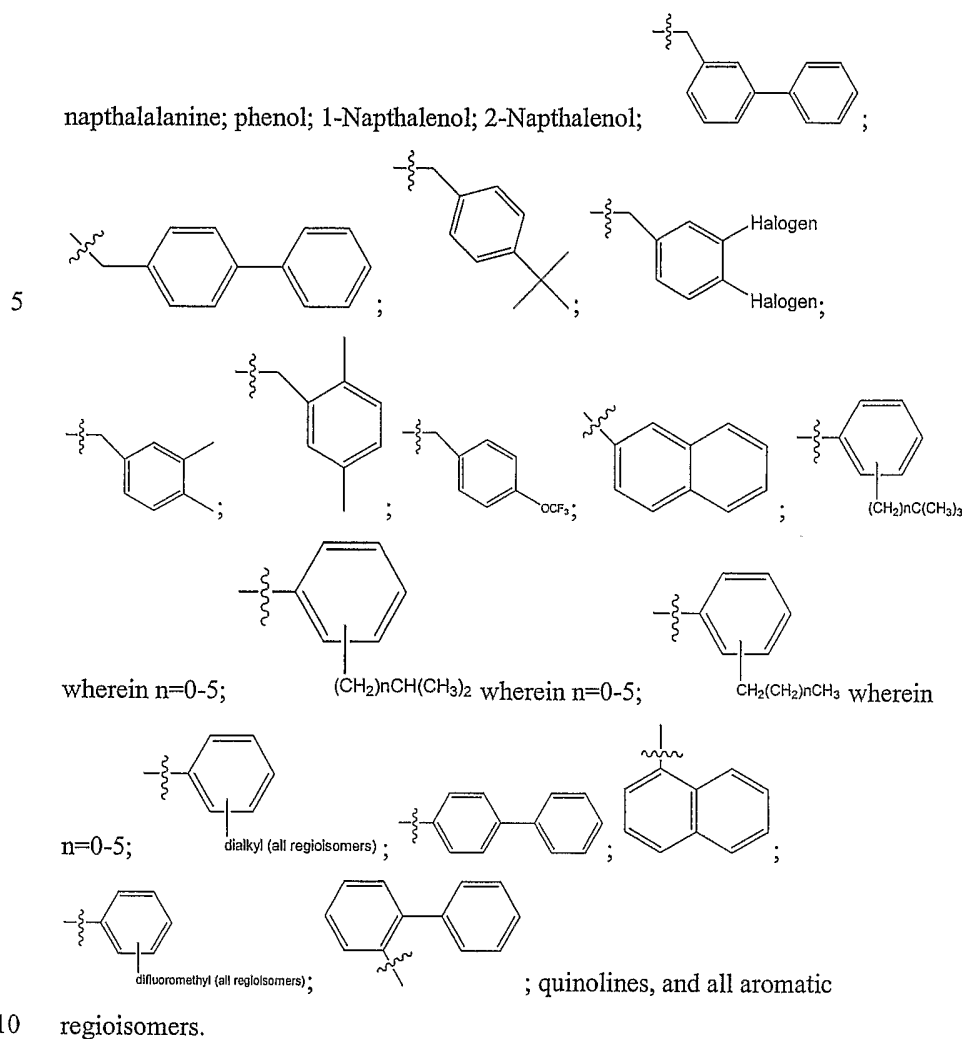




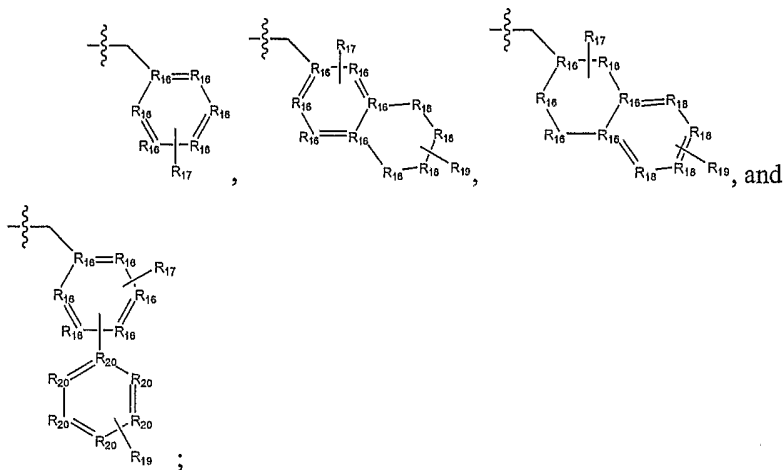
wherein R12, R13, R14 and R15 are selected from the group consisting of: hydrogen;
 CH₃; a linear or branched, saturated or unsaturated aliphatic chain having at least 1
 5 carbon; a linear or branched, saturated or unsaturated aliphatic chain having at least 2
 carbons, and having at least one hydroxy subgroup; a linear or branched, saturated or
 unsaturated aliphatic chain having at least 2 carbons, and having at least one thiol
 subgroup; a linear or branched, saturated or unsaturated aliphatic chain having at least
 2 carbons, wherein the aliphatic chain terminates with an aldehyde subgroup; a linear
 10 or branched, saturated or unsaturated aliphatic chain having at least 2 carbons, and
 having at least one ketone subgroup; a linear or branched, saturated or unsaturated
 aliphatic chain having at least 2 carbons; wherein the aliphatic chain terminates with a
 carboxylic acid subgroup; a linear or branched, saturated or unsaturated aliphatic
 chain having at least 2 carbons, and having at least one amide subgroup; a linear or
 15 branched, saturated or unsaturated aliphatic chain having at least 2 carbons, and
 having at least one acyl group; a linear or branched, saturated or unsaturated aliphatic
 chain having at least 2 carbons, and having at least one nitrogen containing moiety; a
 linear or branched, saturated or unsaturated aliphatic chain having at least 2 carbons,
 and having at least one amine subgroup; a linear or branched, saturated or unsaturated
 20 aliphatic chain having at least 2 carbons, and having at least one ether subgroup; a
 linear or branched, saturated or unsaturated aliphatic chain having at least 2 carbons,
 and having at least one halogen subgroup; a linear or branched, saturated or

unsaturated aliphatic chain having at least 2 carbons, and having at least one nitronium subgroup; and R11 is OH.

In preferred embodiments, R4 or R5 are selected from group consisting of:

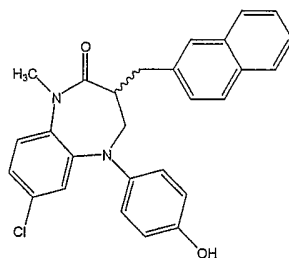


In other preferred embodiments, R4 or R5 is selected from the group consisting of:



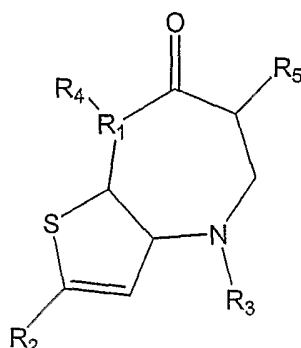
wherein R16 is carbon or nitrogen; wherein R17 is selected from the group consisting of hydrogen; halogen; CH₃; a linear or branched, saturated or unsaturated aliphatic chain having at least 2 carbons; a chemical moiety comprising a halogen; a chemical moiety comprising Sulfur; a chemical moiety comprising Nitrogen; an aromatic chemical moiety; a hydrophilic chemical moiety; and a hydrophobic chemical moiety; wherein R18 is carbon or nitrogen; wherein R19 is selected from the group consisting of hydrogen; halogen; CH₃; a linear or branched, saturated or unsaturated aliphatic chain having at least 2 carbons; a chemical moiety comprising a halogen; a chemical moiety comprising Sulfur; a chemical moiety comprising Nitrogen; an aromatic chemical moiety; a hydrophilic chemical moiety; and a hydrophobic chemical moiety; and wherein R20 is carbon or nitrogen.

In yet other preferred embodiments, the composition is:



15

In certain embodiments, the present invention provides a composition comprising the following formula:



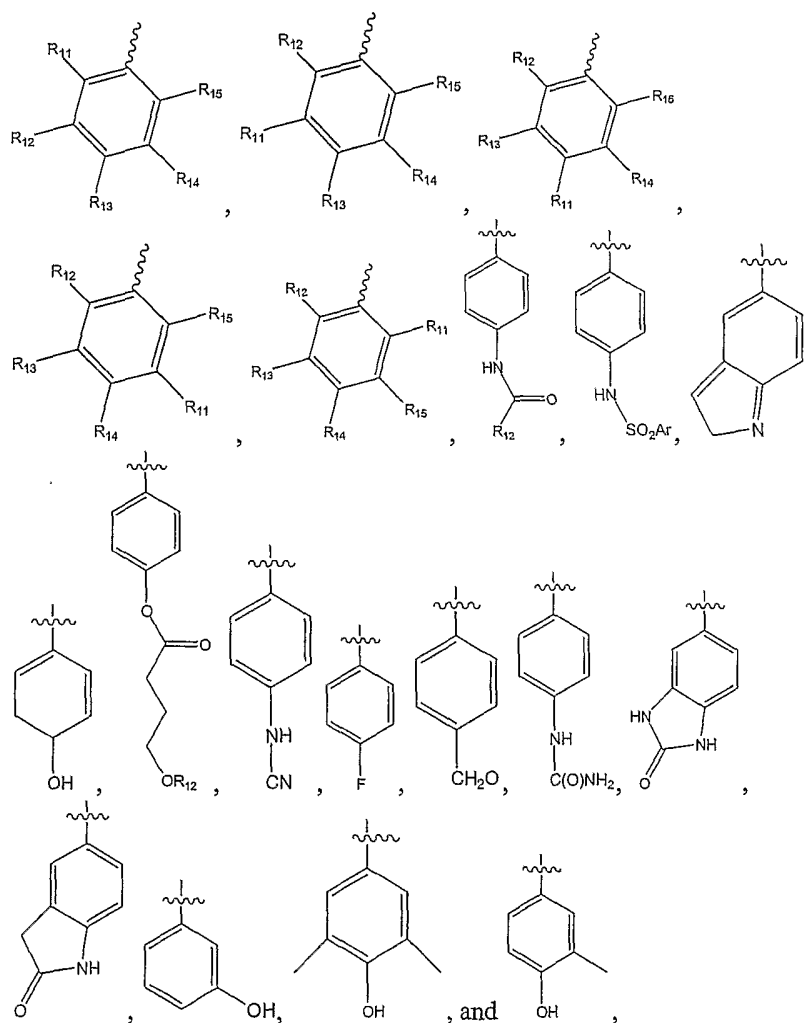
including both R and S enantiomeric forms and racemic mixtures.

In such preferred embodiments, R1 is a nitrogen atom or a carbon atom; R2 is selected from H, a hydroxy, an alkoxy, a halo, an amino, a lower-alkyl, a substituted-
 5 amino, an acetylamino, a hydroxyamino, an aliphatic group having 1-8 carbons and 1-20 hydrogens, a substituted aliphatic group of similar size, a cycloaliphatic group consisting of less than 10 carbons, a substituted cycloaliphatic group, an aryl, a heterocyclic, NO₂; SR', and NR'₂, wherein R' is defined as a linear or branched, saturated or unsaturated aliphatic chain having at least one carbon; a linear or
 10 branched, saturated or unsaturated aliphatic chain having at least 2 carbons, and having at least one hydroxyl subgroup; a linear or branched, saturated or unsaturated aliphatic chain having at least 2 carbons, and having at least one thiol subgroup; a linear or branched, saturated or unsaturated aliphatic chain having at least 2 carbons, wherein the aliphatic chain terminates with an aldehyde subgroup; a linear or
 15 branched, saturated or unsaturated aliphatic chain having at least 2 carbons, and having at least one ketone subgroup; a linear or branched, saturated or unsaturated aliphatic chain having at least 2 carbons; wherein the aliphatic chain terminates with a carboxylic acid subgroup; a linear or branched, saturated or unsaturated aliphatic chain having at least 2 carbons, and having at least one amide subgroup; a linear or
 20 branched, saturated or unsaturated aliphatic chain having at least 2 carbons, and having at least one acyl group; a linear or branched, saturated or unsaturated aliphatic chain having at least 2 carbons, and having at least one nitrogen containing moiety; a linear or branched, saturated or unsaturated aliphatic chain having at least 2 carbons, and having at least one amine subgroup; a linear or branched, saturated or unsaturated
 25 aliphatic chain having at least 2 carbons, and having at least one halogen subgroup; a

linear or branched, saturated or unsaturated aliphatic chain having at least 2 carbons, and having at least one nitronium subgroup; R3 comprises a chemical moiety comprising a heterocyclic group containing 3 or more carbon atoms; and R4 and R5 are separately selected from the group consisting of: hydrogen; halogen; CH₃; a
 5 linear or branched, saturated or unsaturated aliphatic chain having at least 2 carbons; a chemical moiety comprising a halogen; a chemical moiety comprising Sulfur; a chemical moiety comprising Nitrogen; an aromatic chemical moiety; a hydrophilic chemical moiety; and a hydrophobic chemical moiety.

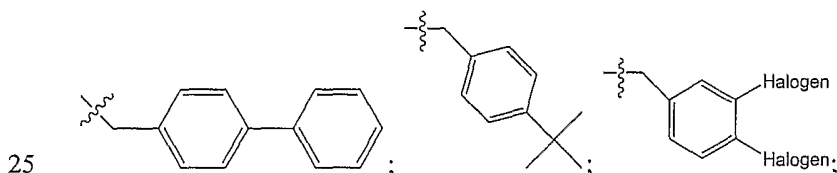
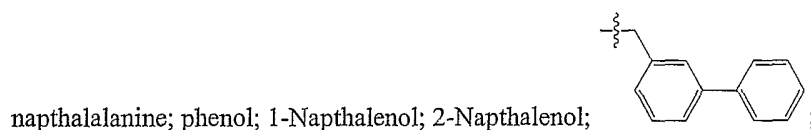
In preferred embodiments, R3 is selected from the group consisting of:

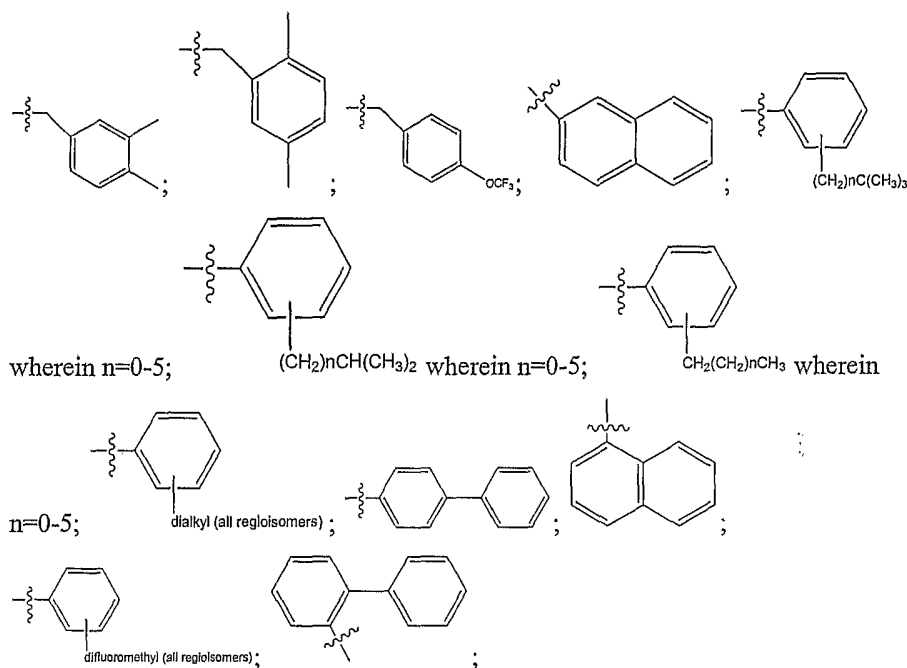
10



wherein R12, R13, R14 and R15 are selected from the group consisting of: hydrogen; CH₃; a linear or branched, saturated or unsaturated aliphatic chain having at least 1 carbon; a linear or branched, saturated or unsaturated aliphatic chain having at least 2 carbons, and having at least one hydroxy subgroup; a linear or branched, saturated or unsaturated aliphatic chain having at least 2 carbons, and having at least one thiol subgroup; a linear or branched, saturated or unsaturated aliphatic chain having at least 2 carbons, wherein the aliphatic chain terminates with an aldehyde subgroup; a linear or branched, saturated or unsaturated aliphatic chain having at least 2 carbons, and having at least one ketone subgroup; a linear or branched, saturated or unsaturated aliphatic chain having at least 2 carbons; wherein the aliphatic chain terminates with a carboxylic acid subgroup; a linear or branched, saturated or unsaturated aliphatic chain having at least 2 carbons, and having at least one amide subgroup; a linear or branched, saturated or unsaturated aliphatic chain having at least 2 carbons, and having at least one acyl group; a linear or branched, saturated or unsaturated aliphatic chain having at least 2 carbons, and having at least one nitrogen containing moiety; a linear or branched, saturated or unsaturated aliphatic chain having at least 2 carbons, and having at least one amine subgroup; a linear or branched, saturated or unsaturated aliphatic chain having at least 2 carbons, and having at least one ether subgroup; a linear or branched, saturated or unsaturated aliphatic chain having at least 2 carbons, and having at least one halogen subgroup; a linear or branched, saturated or unsaturated aliphatic chain having at least 2 carbons, and having at least one nitronium subgroup; and R11 is OH.

In preferred embodiments, R4 or R5 are selected from group consisting of:





wherein $n=0-5$;

$(CH_2)_nCH(CH_3)_2$ wherein $n=0-5$;

$CH_2(CH_2)_nCH_3$ wherein

$n=0-5$;

dialkyl (all regioisomers);

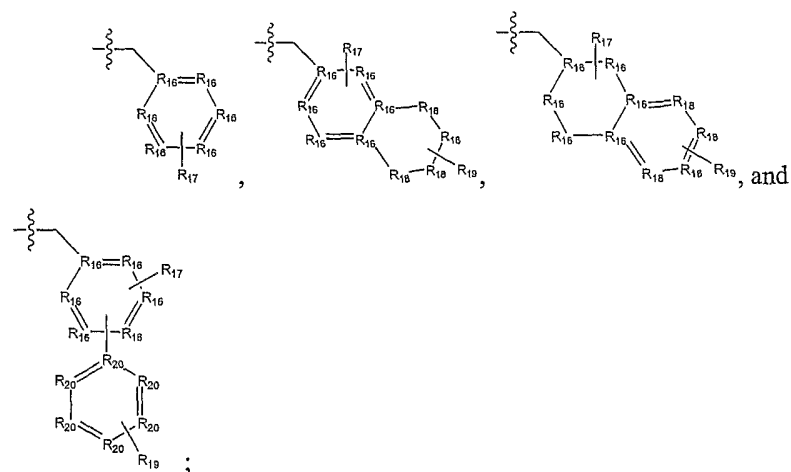
biphenyl;

quinolines, and all aromatic regioisomers.

5

In other preferred embodiments, R4 or R5 is selected from the group

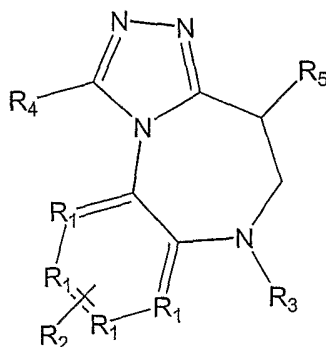
consisting of:



10 wherein R16 is carbon or nitrogen; wherein R17 is selected from the group consisting of hydrogen; halogen; CH_3 ; a linear or branched, saturated or unsaturated aliphatic chain having at least 2 carbons; a chemical moiety comprising a halogen; a chemical moiety comprising Sulfur; a chemical moiety comprising Nitrogen; an aromatic

chemical moiety; a hydrophilic chemical moiety; and a hydrophobic chemical moiety; wherein R18 is carbon or nitrogen; wherein R19 is selected from the group consisting of hydrogen; halogen; CH₃; a linear or branched, saturated or unsaturated aliphatic chain having at least 2 carbons; a chemical moiety comprising a halogen; a chemical moiety comprising Sulfur; a chemical moiety comprising Nitrogen; an aromatic chemical moiety; a hydrophilic chemical moiety; and a hydrophobic chemical moiety; and wherein R20 is carbon or nitrogen.

In certain embodiments, the present invention provides a composition comprising the following formula:



10

including both R and S enantiomeric forms and racemic mixtures.

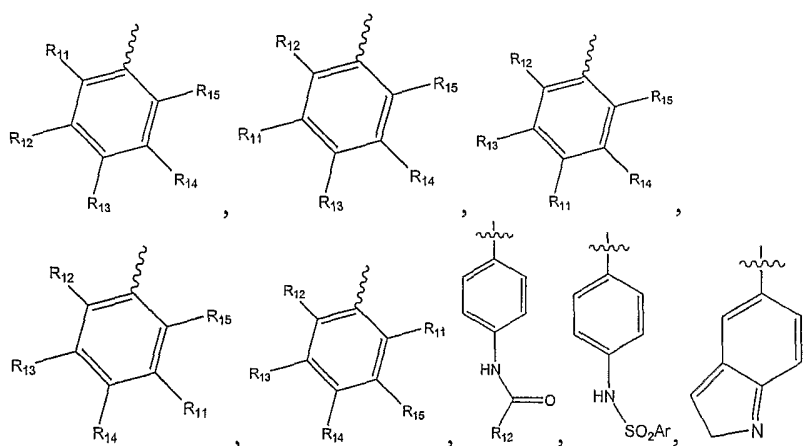
In such preferred embodiments, R1 is carbon or nitrogen; R2 is selected from H, a hydroxy, an alkoxy, a halogen, an amino, a lower-alkyl, a substituted-amino, an acetylamino, a hydroxyamino, an aliphatic group having 1-8 carbons and 1-20 hydrogens, a substituted aliphatic group of similar size, a cycloaliphatic group consisting of less than 10 carbons, a substituted cycloaliphatic group, an aryl, a heterocyclic, NO₂; SR'; and NR'₂, wherein R' is defined as a linear or branched, saturated or unsaturated aliphatic chain having at least one carbon; a linear or branched, saturated or unsaturated aliphatic chain having at least 2 carbons, and having at least one hydroxyl subgroup; a linear or branched, saturated or unsaturated aliphatic chain having at least 2 carbons, and having at least one thiol subgroup; a linear or branched, saturated or unsaturated aliphatic chain having at least 2 carbons, wherein the aliphatic chain terminates with an aldehyde subgroup; a linear or branched, saturated or unsaturated aliphatic chain having at least 2 carbons, and having at least one ketone subgroup; a linear or branched, saturated or unsaturated aliphatic chain having at least 2 carbons; wherein the aliphatic chain terminates with a

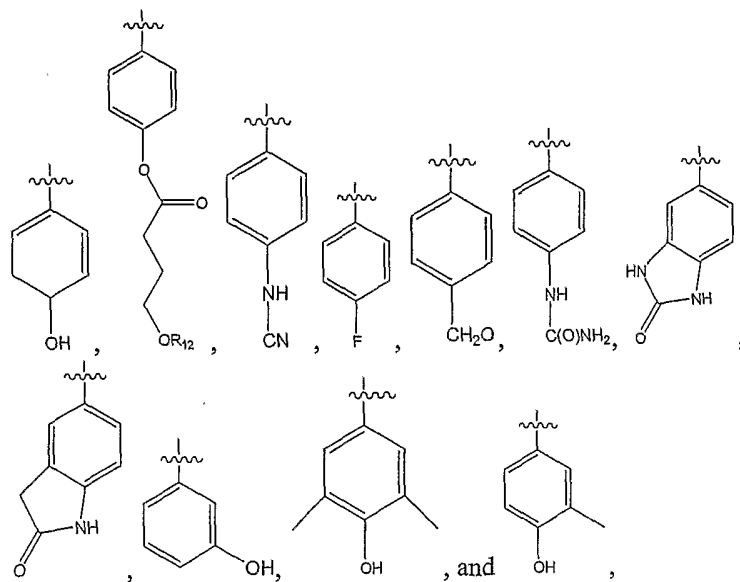
20

25

carboxylic acid subgroup; a linear or branched, saturated or unsaturated aliphatic chain having at least 2 carbons, and having at least one amide subgroup; a linear or branched, saturated or unsaturated aliphatic chain having at least 2 carbons, and having at least one acyl group; a linear or branched, saturated or unsaturated aliphatic chain having at least 2 carbons, and having at least one nitrogen containing moiety; a linear or branched, saturated or unsaturated aliphatic chain having at least 2 carbons, and having at least one amine subgroup; a linear or branched, saturated or unsaturated aliphatic chain having at least 2 carbons, and having at least one halogen subgroup; a linear or branched, saturated or unsaturated aliphatic chain having at least 2 carbons, and having at least one nitronium subgroup; R3 comprises a chemical moiety comprising a heterocyclic group containing 3 or more carbon atoms; R4 is selected from the group consisting of: hydrogen; halogen; CH₃; a linear or branched, saturated or unsaturated aliphatic chain having at least 2 carbons; a chemical moiety comprising a halogen; a chemical moiety comprising Sulfur; a chemical moiety comprising Nitrogen; an aromatic chemical moiety; a hydrophilic chemical moiety; and a hydrophobic chemical moiety; and R5 is selected from the group consisting of: hydrogen; halogen; CH₃; a linear or branched, saturated or unsaturated aliphatic chain having at least 2 carbons; a chemical moiety comprising a halogen; a chemical moiety comprising Sulfur; a chemical moiety comprising Nitrogen; an aromatic chemical moiety; a hydrophilic chemical moiety; and a hydrophobic chemical moiety.

In preferred embodiments, R3 is selected from the group consisting of:

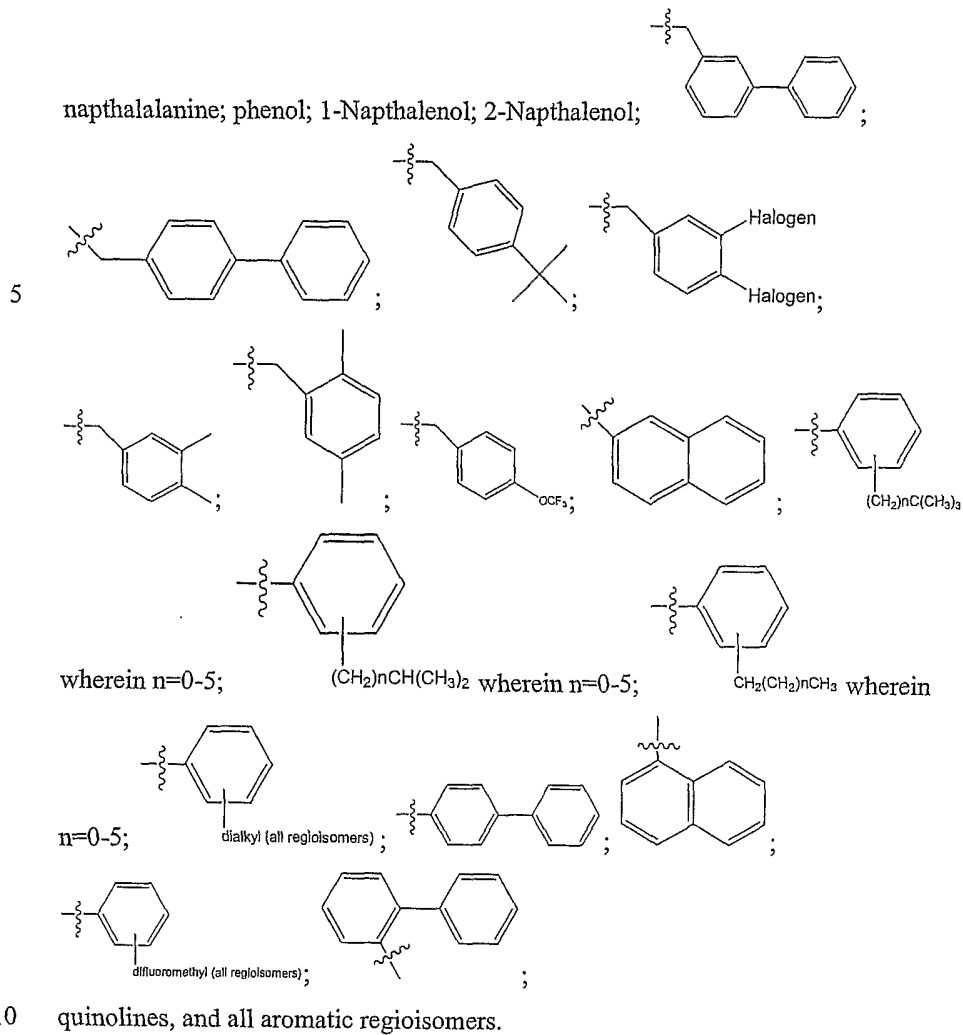




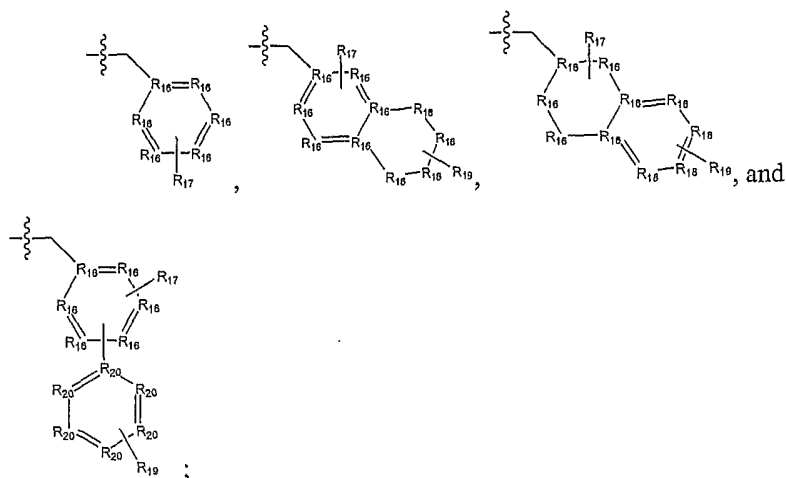
wherein R12, R13, R14 and R15 are selected from the group consisting of: hydrogen;
 CH₃; a linear or branched, saturated or unsaturated aliphatic chain having at least 1
 5 carbon; a linear or branched, saturated or unsaturated aliphatic chain having at least 2
 carbons, and having at least one hydroxy subgroup; a linear or branched, saturated or
 unsaturated aliphatic chain having at least 2 carbons, and having at least one thiol
 subgroup; a linear or branched, saturated or unsaturated aliphatic chain having at least
 2 carbons, wherein the aliphatic chain terminates with an aldehyde subgroup; a linear
 10 or branched, saturated or unsaturated aliphatic chain having at least 2 carbons, and
 having at least one ketone subgroup; a linear or branched, saturated or unsaturated
 aliphatic chain having at least 2 carbons; wherein the aliphatic chain terminates with a
 carboxylic acid subgroup; a linear or branched, saturated or unsaturated aliphatic
 chain having at least 2 carbons, and having at least one amide subgroup; a linear or
 15 branched, saturated or unsaturated aliphatic chain having at least 2 carbons, and
 having at least one acyl group; a linear or branched, saturated or unsaturated aliphatic
 chain having at least 2 carbons, and having at least one nitrogen containing moiety; a
 linear or branched, saturated or unsaturated aliphatic chain having at least 2 carbons,
 and having at least one amine subgroup; a linear or branched, saturated or unsaturated
 20 aliphatic chain having at least 2 carbons, and having at least one ether subgroup; a
 linear or branched, saturated or unsaturated aliphatic chain having at least 2 carbons,
 and having at least one halogen subgroup; a linear or branched, saturated or

unsaturated aliphatic chain having at least 2 carbons, and having at least one nitronium subgroup; and R11 is OH.

In preferred embodiments, R4 or R5 are selected from group consisting of:



In other preferred embodiments, R4 or R5 is selected from the group consisting of:



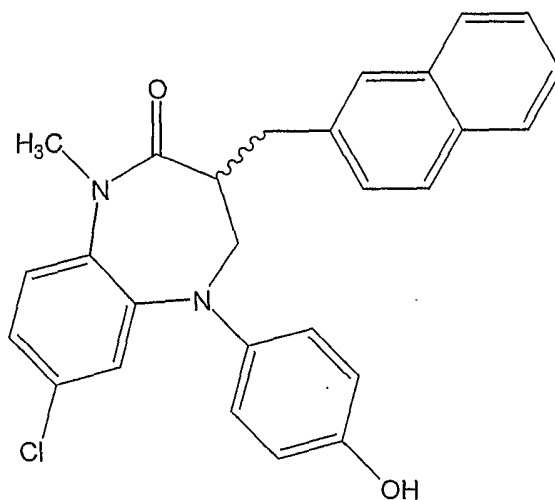
wherein R16 is carbon or nitrogen; wherein R17 is selected from the group consisting of hydrogen; halogen; CH₃; a linear or branched, saturated or unsaturated aliphatic chain having at least 2 carbons; a chemical moiety comprising a halogen; a chemical moiety comprising Sulfur; a chemical moiety comprising Nitrogen; an aromatic chemical moiety; a hydrophilic chemical moiety; and a hydrophobic chemical moiety; wherein R18 is carbon or nitrogen; wherein R19 is selected from the group consisting of hydrogen; halogen; CH₃; a linear or branched, saturated or unsaturated aliphatic chain having at least 2 carbons; a chemical moiety comprising a halogen; a chemical moiety comprising Sulfur; a chemical moiety comprising Nitrogen; an aromatic chemical moiety; a hydrophilic chemical moiety; and a hydrophobic chemical moiety; and wherein R20 is carbon or nitrogen.

From the above description, it is apparent that many specific examples are represented by the generic formulas presented above. A wide variety of sub combinations arising from selecting a particular group at each substituent position are possible and all such combinations are within the scope of this invention.

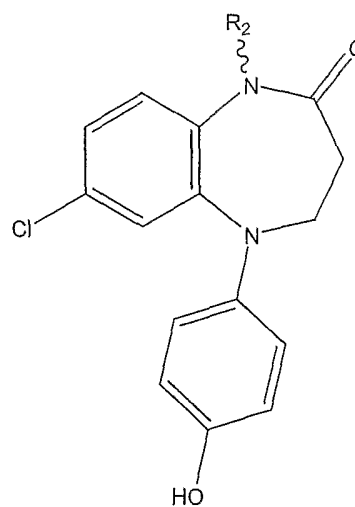
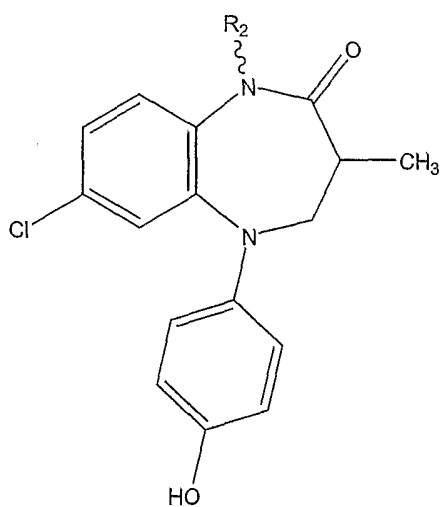
Further, it should be understood that the numerical ranges given throughout this disclosure should be construed as a flexible range that contemplates any possible subrange within that range. For example, the description of a group having the range of 1-10 carbons would also contemplate a group possessing a subrange of, for example, 1-3, 1-5, 1-8, or 2-3, 2-5, 2-8, 3-4, 3-5, 3-7, 3-9, 3-10, *etc.*, carbons. Thus, the range 1-10 should be understood to represent the outer boundaries of the range within which many possible subranges are clearly contemplated. Additional

examples contemplating ranges in other contexts can be found throughout this disclosure wherein such ranges include analogous subranges within.

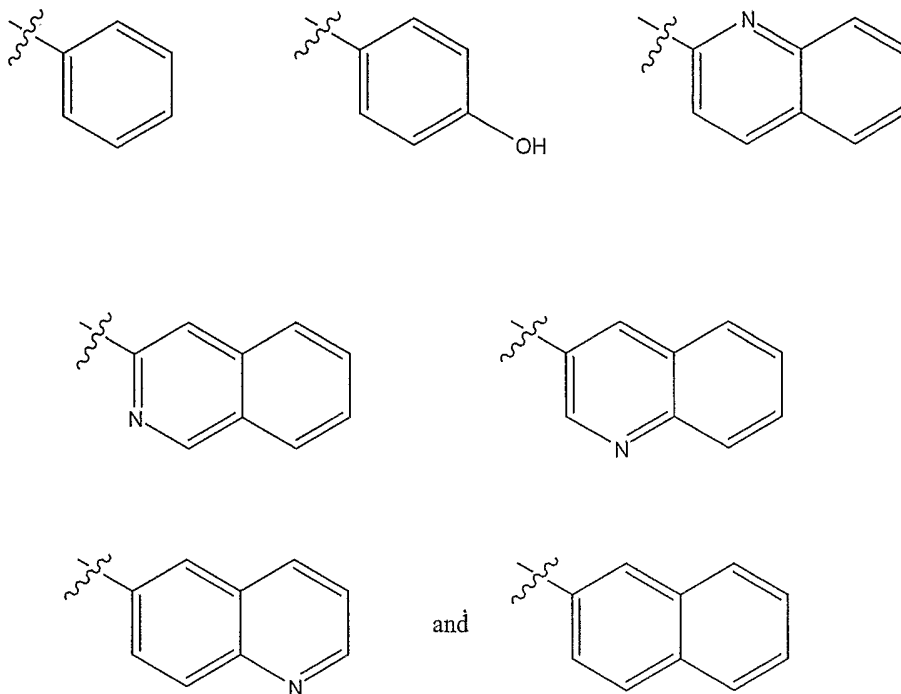
Some specific examples of the compounds of the present invention include, but are not limited to:



5

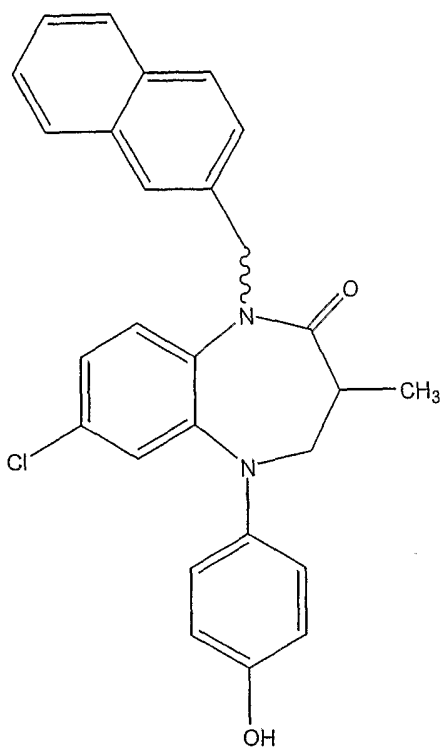


wherein R₂ is

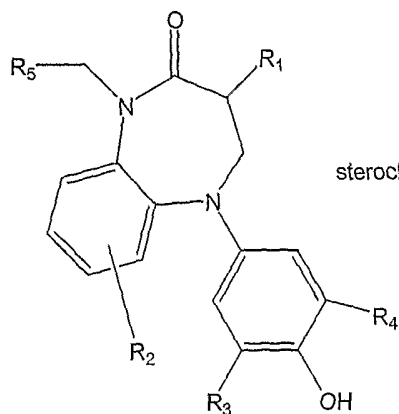


and dimethylphenyl (all isomers) and ditrifluoromethyl (all isomers).

5 The following compound (GD-423) is also contemplated:



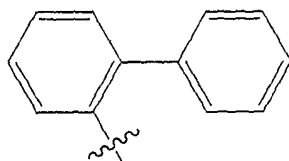
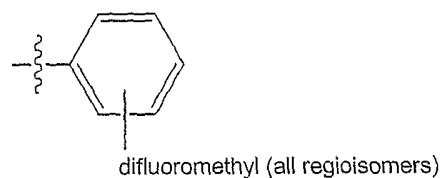
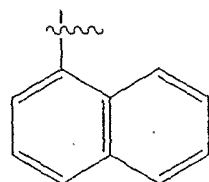
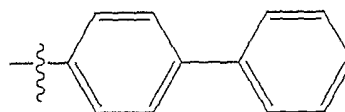
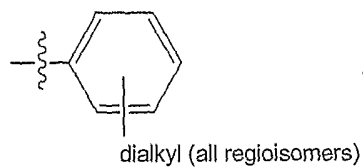
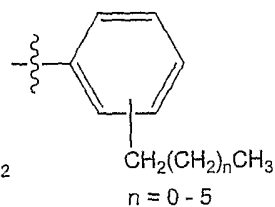
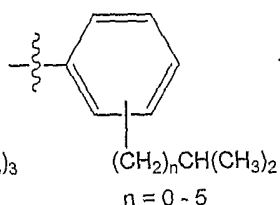
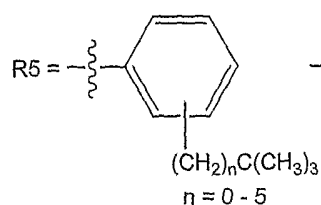
The following compounds are also contemplated:

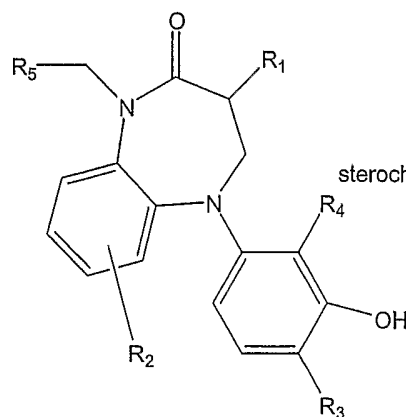


R1 = H, alkyl, or substituted alkyl
 R3 = H, alkyl, or substituted alkyl
 R4 = H, alkyl, or substituted alkyl

stereochemistry is R, S, or racemic

R2 is selected from hydrogen, a hydroxy, an alkoxy, a halo, an amino, a lower-alkyl-a substituted-amino, an acetylamino, a hydroxyamino, an aliphatic group having 1-8 carbons and 1-20 hydrogens, a substituted aliphatic group of similar size, a cycloaliphatic group consisting of < 10 carbons, a substituted cycloaliphatic group, an aryl, and a heterocyclic

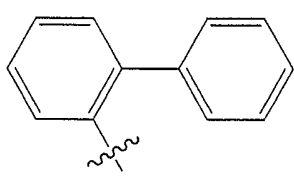
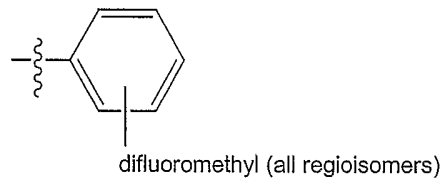
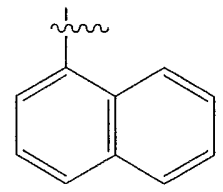
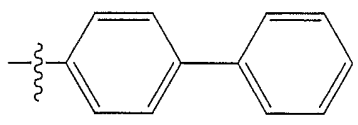
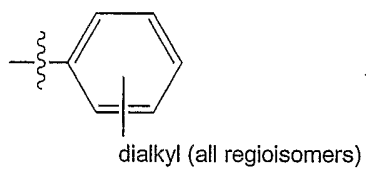
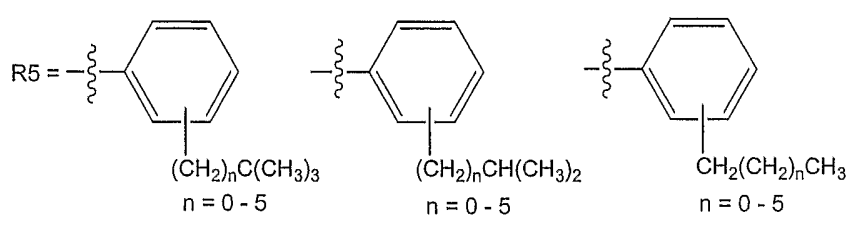


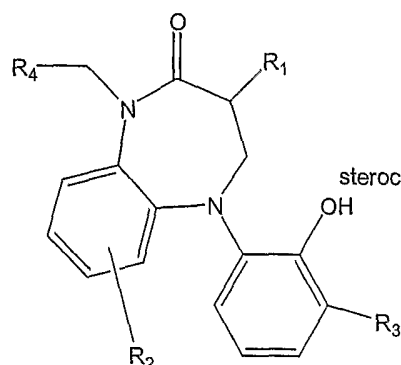


R1 = H, alkyl, or substituted alkyl
 R3 = H, alkyl, or substituted alkyl
 R4 = H, alkyl, or substituted alkyl

stereochemistry is R, S, or racemic

R2 is selected from hydrogen, hydroxy, an alkoxy, a halo, an amino, a lower-alkyl-a substituted-amino, an acetylamino, a hydroxyamino, an aliphatic group having 1-8 carbons and 1-20 hydrogens, a substituted aliphatic group of similar size, a cycloaliphatic group consisting of < 10 carbons, a substituted cycloaliphatic group, an aryl, and a heterocyclic

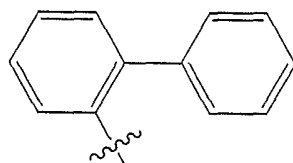
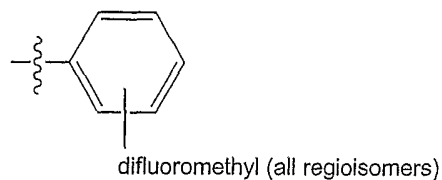
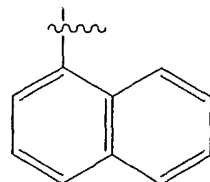
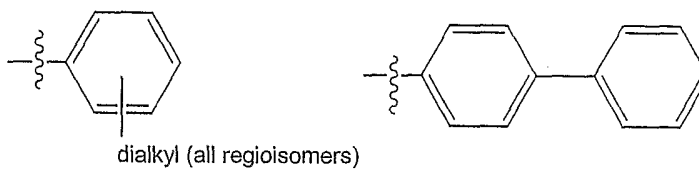
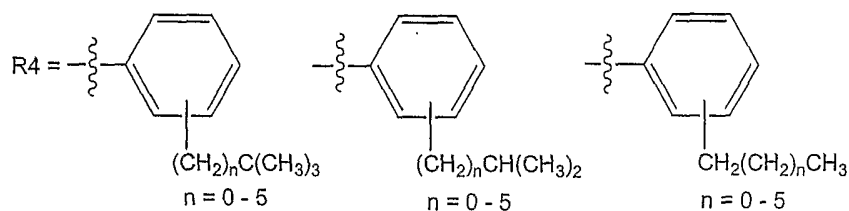


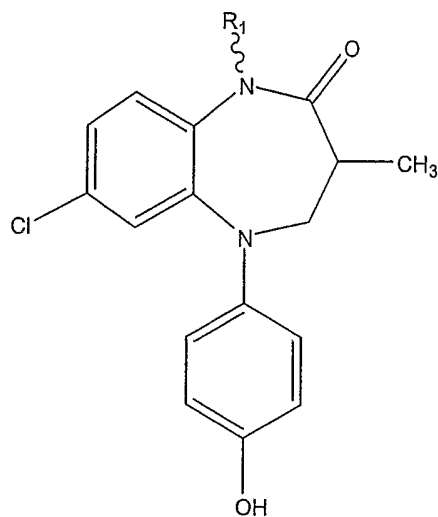


R₁ = H, alkyl, or substituted alkyl
 R₃ = H, alkyl, or substituted alkyl

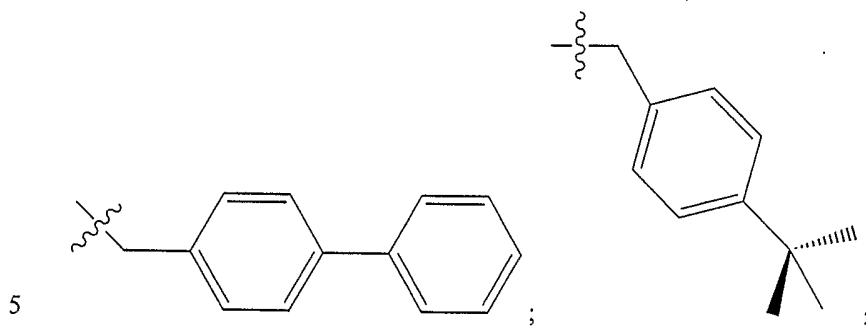
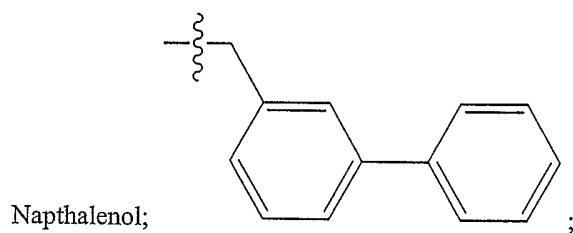
stereochemistry is R, S, or racemic

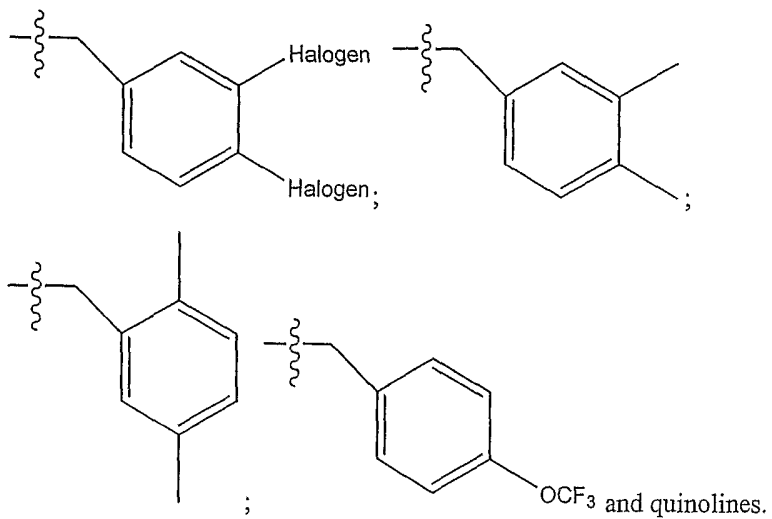
R₂ is selected from hydrogen, hydroxy, an alkoxy, a halo, an amino, a lower-alkyl-a substituted-amino, an acetylamino, a hydroxyamino, an aliphatic group having 1-8 carbons and 1-20 hydrogens, a substituted aliphatic group of similar size, a cycloaliphatic group consisting of < 10 carbons, a substituted cycloaliphatic group, an aryl, and a heterocyclic



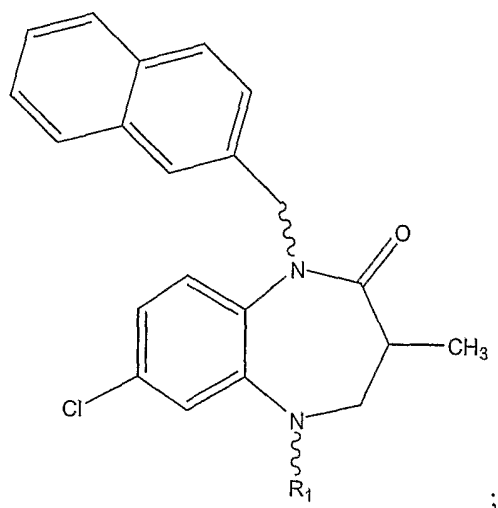


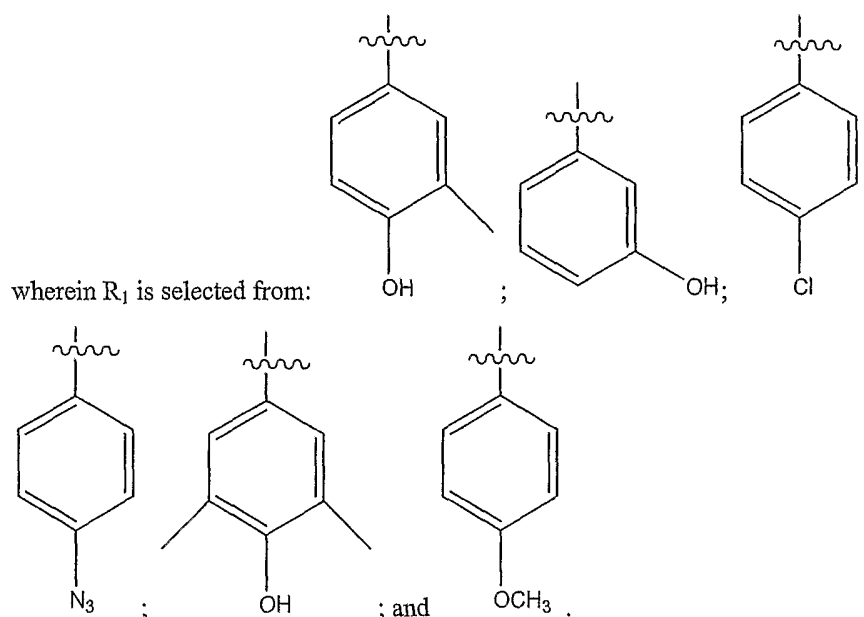
wherein R₁ is selected from naphthalanine; phenol; 1-Naphthalenol; 2-





A composition comprising the following formula:

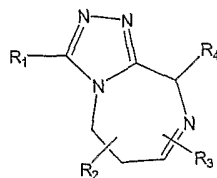




The stereochemistry of all derivatives embodied in the present invention is R, S, or racemic.

- 5 In further embodiments, the compounds of the present invention may be provided with 1,4-benzodiazepine related compounds as described in U.S. Patent Applications 10/886,450, 10/795,535, 10/634,114, 10/427,211, 10/217,878, 09/767,283, and 09/700,101 and U.S. Provisional Patent Application Nos. 60/607,599 and 60/565,788; each herein incorporated by reference in their entireties.
- 10 Additionally, the present invention provides the following compositions and compounds:

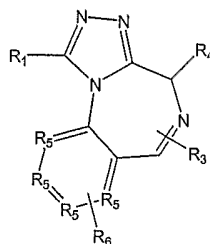
In preferred embodiments, the present invention provides a composition comprising the following formula:



- 15 including both R and S enantiomeric forms and racemic mixtures; wherein R₁ is selected from the group consisting of: hydrogen; halogen; CH₃; a linear or branched, saturated or unsaturated aliphatic chain having at least 2 carbons; a chemical moiety

comprising a halogen; a chemical moiety comprising Sulfur; a chemical moiety comprising Nitrogen; an aromatic chemical moiety; a hydrophilic chemical moiety; and a hydrophobic chemical moiety; wherein R2 is comprises a chemical moiety comprising a heterocyclic group containing 3 or more carbon atoms; wherein R3
 5 comprises a chemical moiety comprising a heterocyclic group containing 3 or more carbon atoms; and wherein R4 is selected from the group consisting of: hydrogen; halogen; CH₃; a linear or branched, saturated or unsaturated aliphatic chain having at least 2 carbons; a chemical moiety comprising a halogen; a chemical moiety comprising Sulfur; a chemical moiety comprising Nitrogen; an aromatic chemical
 10 moiety; a hydrophilic chemical moiety; and a hydrophobic chemical moiety.

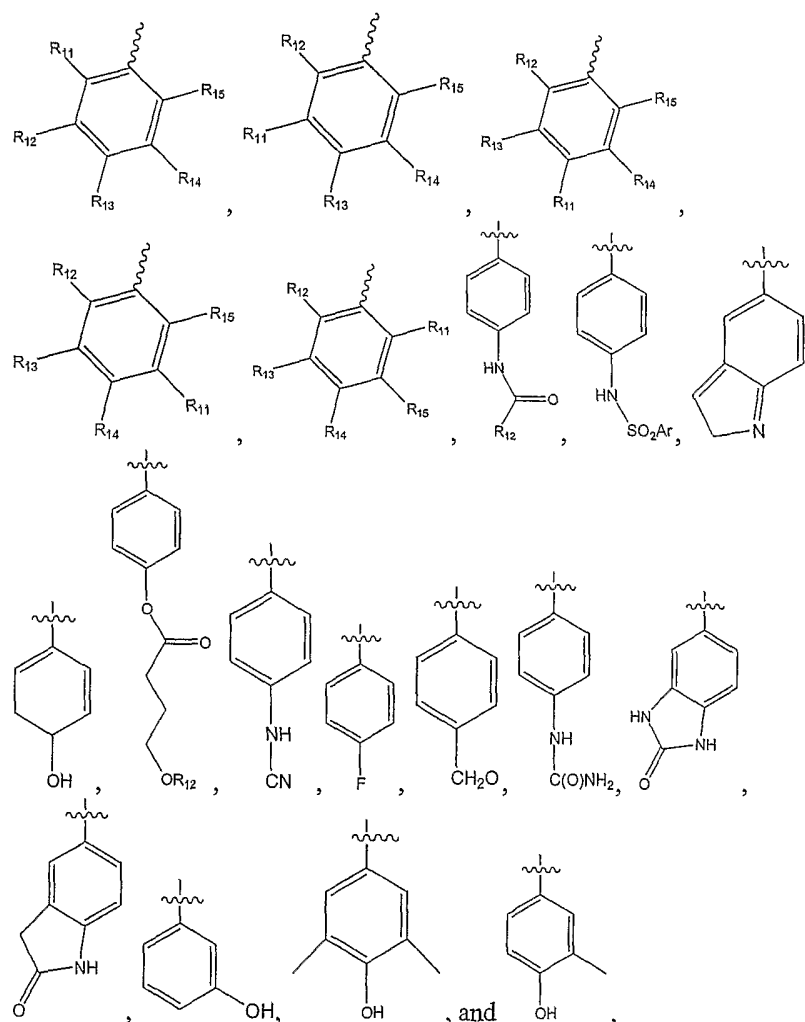
In preferred embodiments, the composition comprises the formula:



wherein R5 is carbon or nitrogen; and wherein R6 is selected from H, a hydroxy, an alkoxy, a halogen, an amino, a lower-alkyl, a substituted-amino, an acetylamino, a
 15 hydroxyamino, an aliphatic group having 1-8 carbons and 1-20 hydrogens, a substituted aliphatic group of similar size, a cycloaliphatic group consisting of less than 10 carbons, a substituted cycloaliphatic group, an aryl, a heterocyclic, NO₂; SR'; and NR'₂, wherein R' is defined as a linear or branched, saturated or unsaturated
 20 aliphatic chain having at least one carbon; a linear or branched, saturated or unsaturated aliphatic chain having at least 2 carbons, and having at least one hydroxyl subgroup; a linear or branched, saturated or unsaturated aliphatic chain having at least 2 carbons, and having at least one thiol subgroup; a linear or branched, saturated or unsaturated aliphatic chain having at least 2 carbons, wherein the aliphatic chain
 25 aliphatic chain having at least 2 carbons, and having at least one ketone subgroup; a linear or branched, saturated or unsaturated aliphatic chain having at least 2 carbons; wherein the aliphatic chain terminates with a carboxylic acid subgroup; a linear or branched, saturated or unsaturated aliphatic chain having at least 2 carbons, and

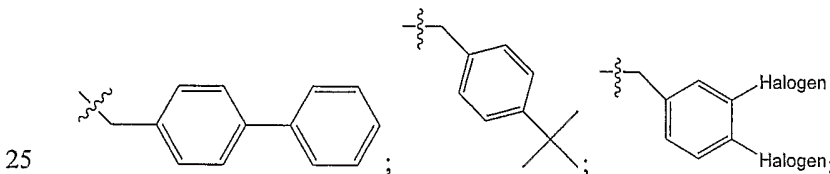
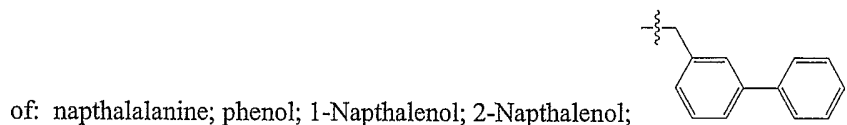
having at least one amide subgroup; a linear or branched, saturated or unsaturated aliphatic chain having at least 2 carbons, and having at least one acyl group; a linear or branched, saturated or unsaturated aliphatic chain having at least 2 carbons, and having at least one nitrogen containing moiety; a linear or branched, saturated or unsaturated aliphatic chain having at least 2 carbons, and having at least one amine subgroup; a linear or branched, saturated or unsaturated aliphatic chain having at least 2 carbons, and having at least one halogen subgroup; a linear or branched, saturated or unsaturated aliphatic chain having at least 2 carbons, and having at least one nitronium subgroup.

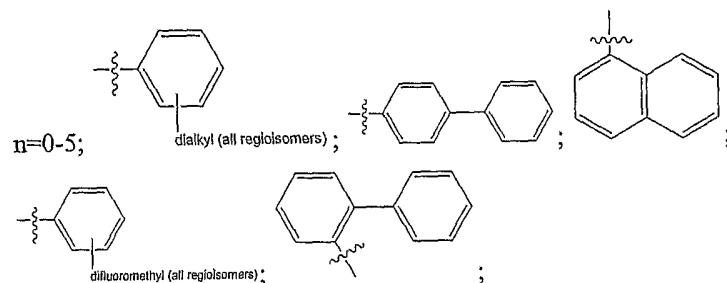
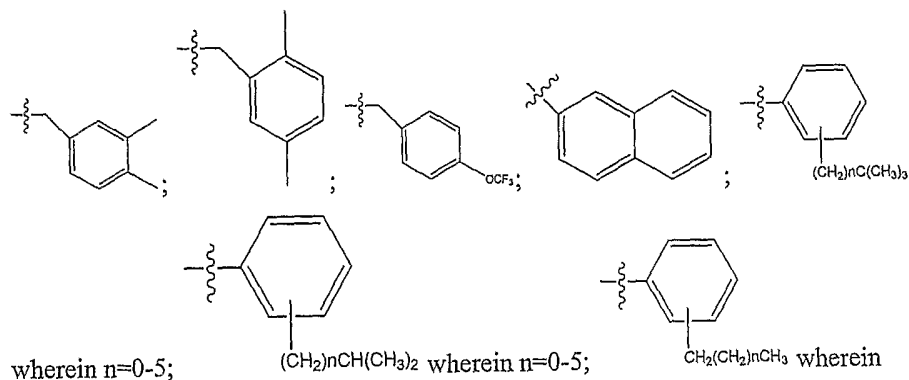
10 In preferred embodiments, R3 is selected from the group consisting of:



wherein R12, R13, R14 and R15 are selected from the group consisting of: hydrogen; CH₃; a linear or branched, saturated or unsaturated aliphatic chain having at least 1 carbon; a linear or branched, saturated or unsaturated aliphatic chain having at least 2 carbons, and having at least one hydroxy subgroup; a linear or branched, saturated or unsaturated aliphatic chain having at least 2 carbons, and having at least one thiol subgroup; a linear or branched, saturated or unsaturated aliphatic chain having at least 2 carbons, wherein the aliphatic chain terminates with an aldehyde subgroup; a linear or branched, saturated or unsaturated aliphatic chain having at least 2 carbons, and having at least one ketone subgroup; a linear or branched, saturated or unsaturated aliphatic chain having at least 2 carbons; wherein the aliphatic chain terminates with a carboxylic acid subgroup; a linear or branched, saturated or unsaturated aliphatic chain having at least 2 carbons, and having at least one amide subgroup; a linear or branched, saturated or unsaturated aliphatic chain having at least 2 carbons, and having at least one acyl group; a linear or branched, saturated or unsaturated aliphatic chain having at least 2 carbons, and having at least one nitrogen containing moiety; a linear or branched, saturated or unsaturated aliphatic chain having at least 2 carbons, and having at least one amine subgroup; a linear or branched, saturated or unsaturated aliphatic chain having at least 2 carbons, and having at least one ether subgroup; a linear or branched, saturated or unsaturated aliphatic chain having at least 2 carbons, and having at least one halogen subgroup; a linear or branched, saturated or unsaturated aliphatic chain having at least 2 carbons, and having at least one nitronium subgroup; and R11 is OH.

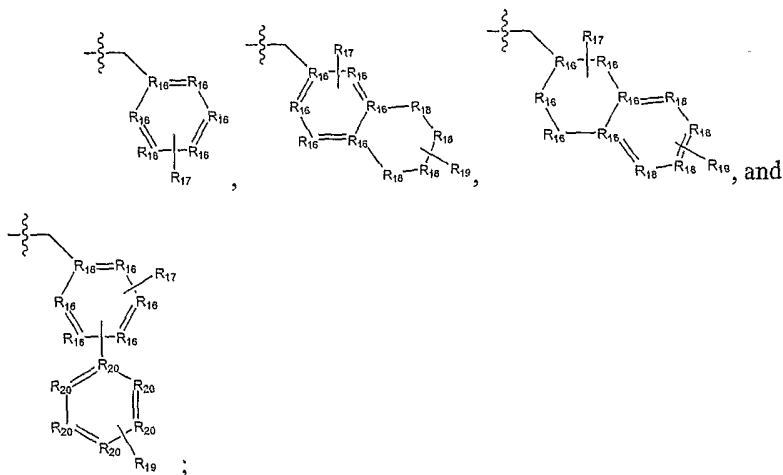
In other preferred embodiments, R1 or R4 are selected from group consisting





5 quinolines, and all aromatic regioisomers.

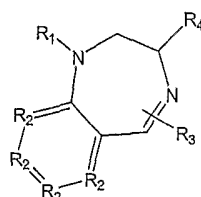
In preferred embodiments, R1 or R5 is selected from the group consisting of:



10 wherein R16 is carbon or nitrogen; wherein R17 is selected from the group consisting of hydrogen; CH_3 ; a linear or branched, saturated or unsaturated aliphatic chain having at least 2 carbons; a chemical moiety comprising a halogen; a chemical moiety comprising Sulfur; a chemical moiety comprising Nitrogen; an aromatic chemical moiety; a hydrophilic chemical moiety; and a hydrophobic chemical moiety; wherein

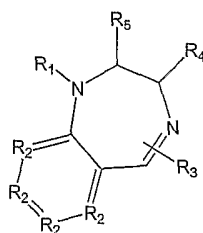
- R18 is carbon or nitrogen; wherein R19 is selected from the group consisting of hydrogen; CH₃; a linear or branched, saturated or unsaturated aliphatic chain having at least 2 carbons; a chemical moiety comprising a halogen; a chemical moiety comprising Sulfur; a chemical moiety comprising Nitrogen; an aromatic chemical moiety; a hydrophilic chemical moiety; and a hydrophobic chemical moiety; and wherein R20 is carbon or nitrogen.

In certain embodiments, the present invention provides a composition comprising the following formula:



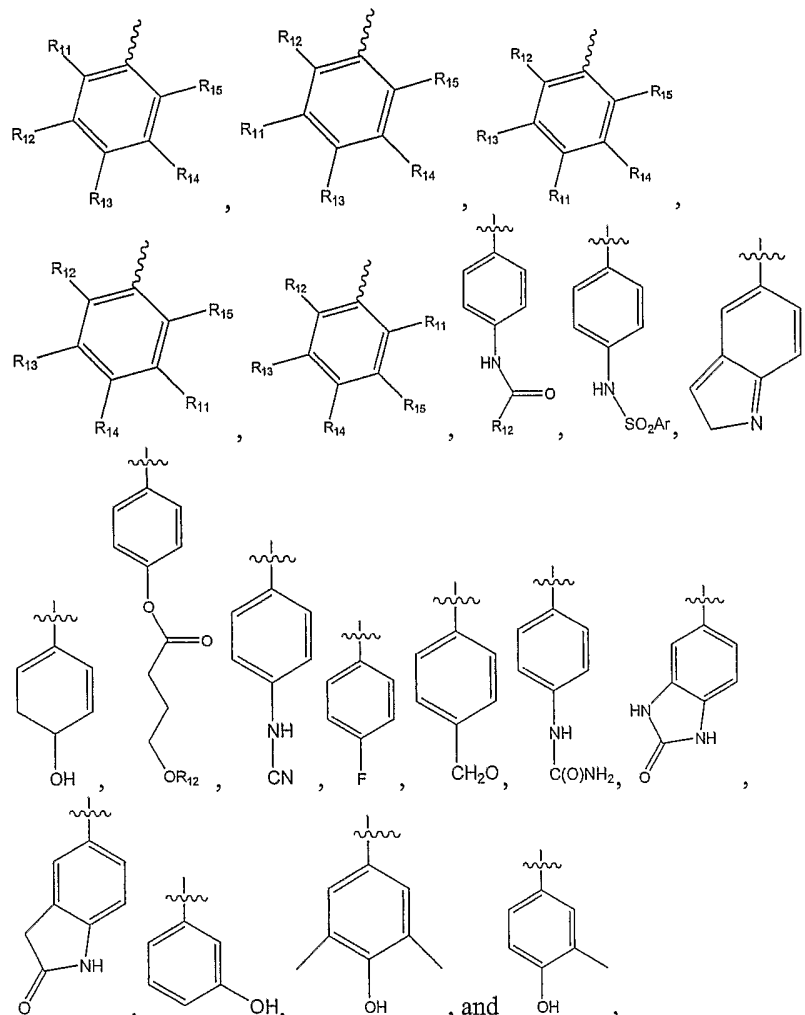
- including both R and S enantiomeric forms and racemic mixtures; wherein R1 and R4 are separately selected from the group consisting of: hydrogen; halogen; CH₃; a linear or branched, saturated or unsaturated aliphatic chain having at least 2 carbons; a chemical moiety comprising a halogen; a chemical moiety comprising Sulfur; a chemical moiety comprising Nitrogen; an aromatic chemical moiety; a hydrophilic chemical moiety; and a hydrophobic chemical moiety; wherein R2 is carbon or nitrogen; and wherein R3 comprises a chemical moiety comprising a heterocyclic group containing 3 or more carbon atoms.

In preferred embodiments, the composition comprises the formula:



- wherein R5 is selected from the group consisting of H and ketone.

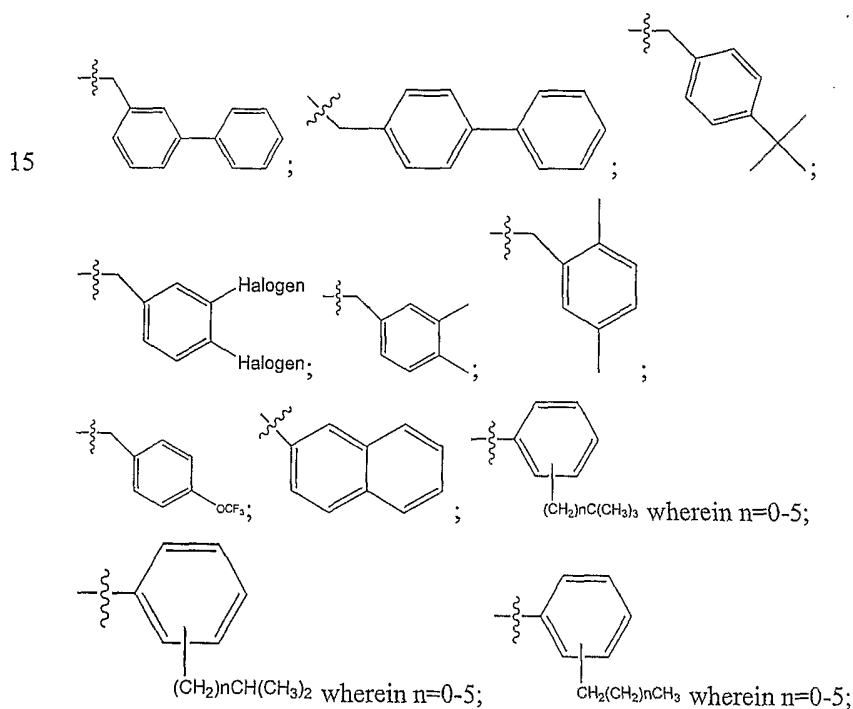
In other preferred embodiments, R3 is selected from the group consisting of:

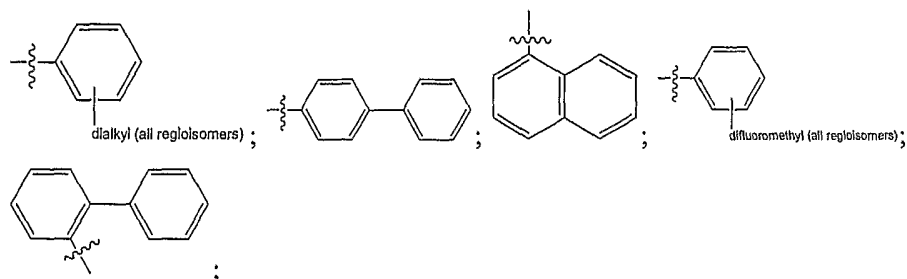


5 wherein R12, R13, R14 and R15 are selected from the group consisting of: hydrogen;
 CH₃; a linear or branched, saturated or unsaturated aliphatic chain having at least 1
 carbon; a linear or branched, saturated or unsaturated aliphatic chain having at least 2
 carbons, and having at least one hydroxy subgroup; a linear or branched, saturated or
 unsaturated aliphatic chain having at least 2 carbons, and having at least one thiol
 10 subgroup; a linear or branched, saturated or unsaturated aliphatic chain having at least
 2 carbons, wherein the aliphatic chain terminates with an aldehyde subgroup; a linear
 or branched, saturated or unsaturated aliphatic chain having at least 2 carbons, and
 having at least one ketone subgroup; a linear or branched, saturated or unsaturated
 aliphatic chain having at least 2 carbons; wherein the aliphatic chain terminates with a

carboxylic acid subgroup; a linear or branched, saturated or unsaturated aliphatic chain having at least 2 carbons, and having at least one amide subgroup; a linear or branched, saturated or unsaturated aliphatic chain having at least 2 carbons, and having at least one acyl group; a linear or branched, saturated or unsaturated aliphatic chain having at least 2 carbons, and having at least one nitrogen containing moiety; a linear or branched, saturated or unsaturated aliphatic chain having at least 2 carbons, and having at least one amine subgroup; a linear or branched, saturated or unsaturated aliphatic chain having at least 2 carbons, and having at least one ether subgroup; a linear or branched, saturated or unsaturated aliphatic chain having at least 2 carbons, and having at least one halogen subgroup; a linear or branched, saturated or unsaturated aliphatic chain having at least 2 carbons, and having at least one nitronium subgroup; and R11 is OH.

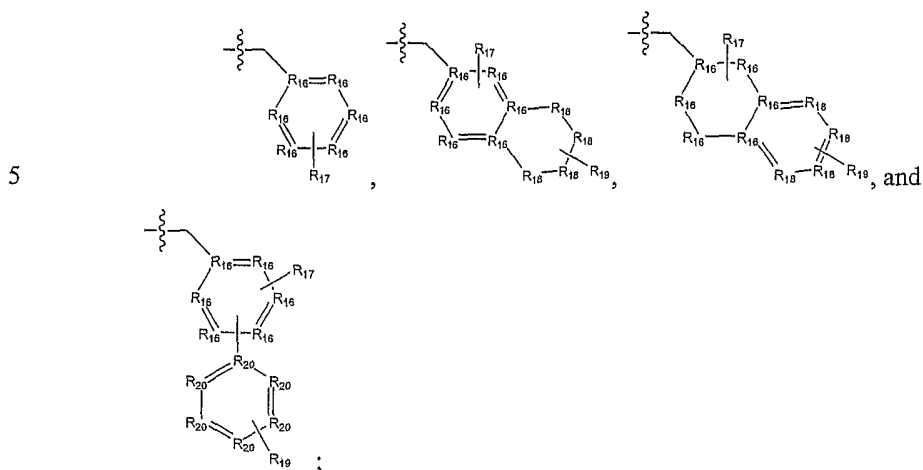
In yet other preferred embodiments, R1 or R4 is selected from group consisting of: naphthalanine; phenol; 1-Napthalenol; 2-Napthalenol;





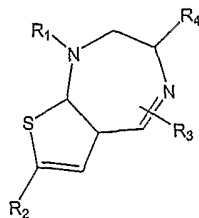
quinolines, and all aromatic regioisomers.

In preferred embodiments, R1 or R4 is selected from the group consisting of:



10 wherein R16 is carbon or nitrogen; wherein R17 is selected from the group consisting of hydrogen; CH₃; a linear or branched, saturated or unsaturated aliphatic chain having at least 2 carbons; a chemical moiety comprising a halogen; a chemical moiety comprising Sulfur; a chemical moiety comprising Nitrogen; an aromatic chemical moiety; a hydrophilic chemical moiety; and a hydrophobic chemical moiety; wherein R18 is carbon or nitrogen; wherein R19 is selected from the group consisting of hydrogen; CH₃; a linear or branched, saturated or unsaturated aliphatic chain having at least 2 carbons; a chemical moiety comprising a halogen; a chemical moiety comprising Sulfur; a chemical moiety comprising Nitrogen; an aromatic chemical moiety; a hydrophilic chemical moiety; and a hydrophobic chemical moiety; and wherein R20 is carbon or nitrogen.

In certain embodiments, the present invention provides a composition comprising the following formula:



including both R and S enantiomeric forms and racemic mixtures; wherein R1 and R4 are separately selected from the group consisting of: hydrogen; halogen; CH₃; a linear or branched, saturated or unsaturated aliphatic chain having at least 2 carbons; a

5 chemical moiety comprising a halogen; a chemical moiety comprising Sulfur; a chemical moiety comprising Nitrogen; an aromatic chemical moiety; a hydrophilic chemical moiety; and a hydrophobic chemical moiety; wherein R2 is selected from H, a hydroxy, an alkoxy, a halo, an amino, a lower-alkyl, a substituted-amino, an acetylamino, a hydroxyamino, an aliphatic group having 1-8 carbons and 1-20

10 hydrogens, a substituted aliphatic group of similar size, a cycloaliphatic group consisting of less than 10 carbons, a substituted cycloaliphatic group, an aryl, a heterocyclic, NO₂; SR', and NR'₂, wherein R' is defined as a linear or branched, saturated or unsaturated aliphatic chain having at least one carbon; a linear or branched, saturated or unsaturated aliphatic chain having at least 2 carbons, and

15 having at least one hydroxyl subgroup; a linear or branched, saturated or unsaturated aliphatic chain having at least 2 carbons, and having at least one thiol subgroup; a linear or branched, saturated or unsaturated aliphatic chain having at least 2 carbons, wherein the aliphatic chain terminates with an aldehyde subgroup; a linear or branched, saturated or unsaturated aliphatic chain having at least 2 carbons, and

20 having at least one ketone subgroup; a linear or branched, saturated or unsaturated aliphatic chain having at least 2 carbons; wherein the aliphatic chain terminates with a carboxylic acid subgroup; a linear or branched, saturated or unsaturated aliphatic chain having at least 2 carbons, and having at least one amide subgroup; a linear or branched, saturated or unsaturated aliphatic chain having at least 2 carbons, and

25 having at least one acyl group; a linear or branched, saturated or unsaturated aliphatic chain having at least 2 carbons, and having at least one nitrogen containing moiety; a linear or branched, saturated or unsaturated aliphatic chain having at least 2 carbons, and having at least one amine subgroup; a linear or branched, saturated or unsaturated aliphatic chain having at least 2 carbons, and having at least one halogen subgroup; a

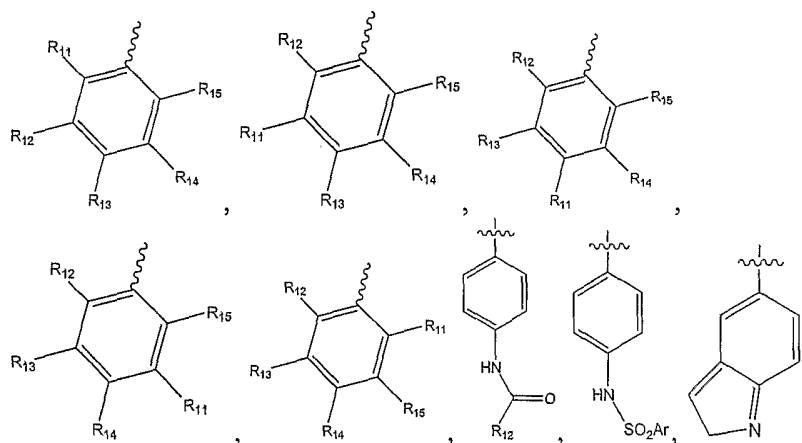
linear or branched, saturated or unsaturated aliphatic chain having at least 2 carbons, and having at least one nitronium subgroup; and wherein R3 comprises a chemical moiety comprising a heterocyclic group containing 3 or more carbon atoms.

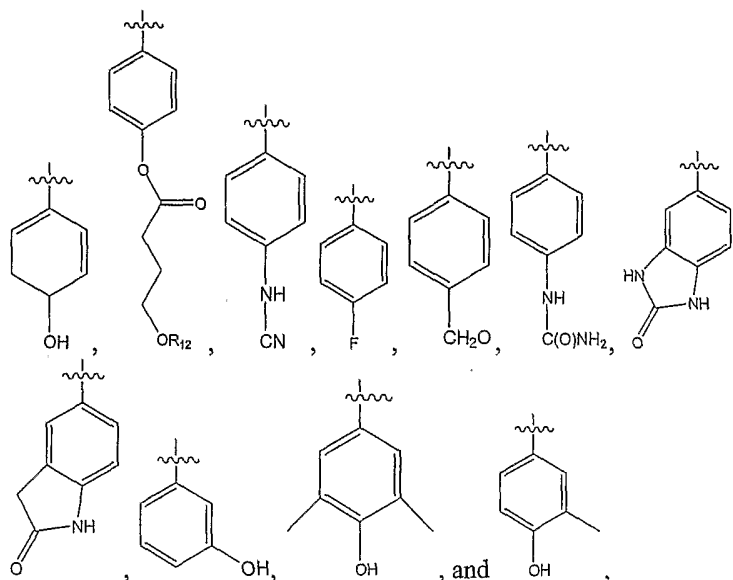
In preferred embodiments, the composition comprises the formula:



wherein R5 is selected from the group consisting of H and ketone.

In preferred embodiments, R3 is selected from the group consisting of:

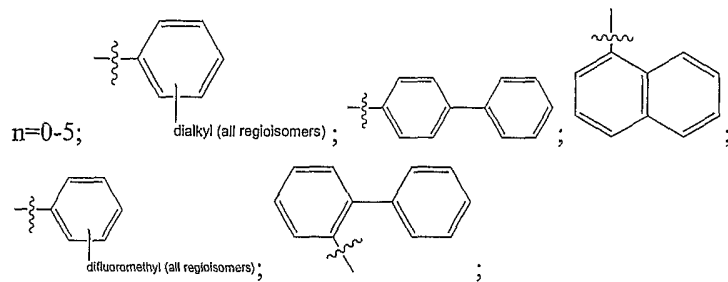
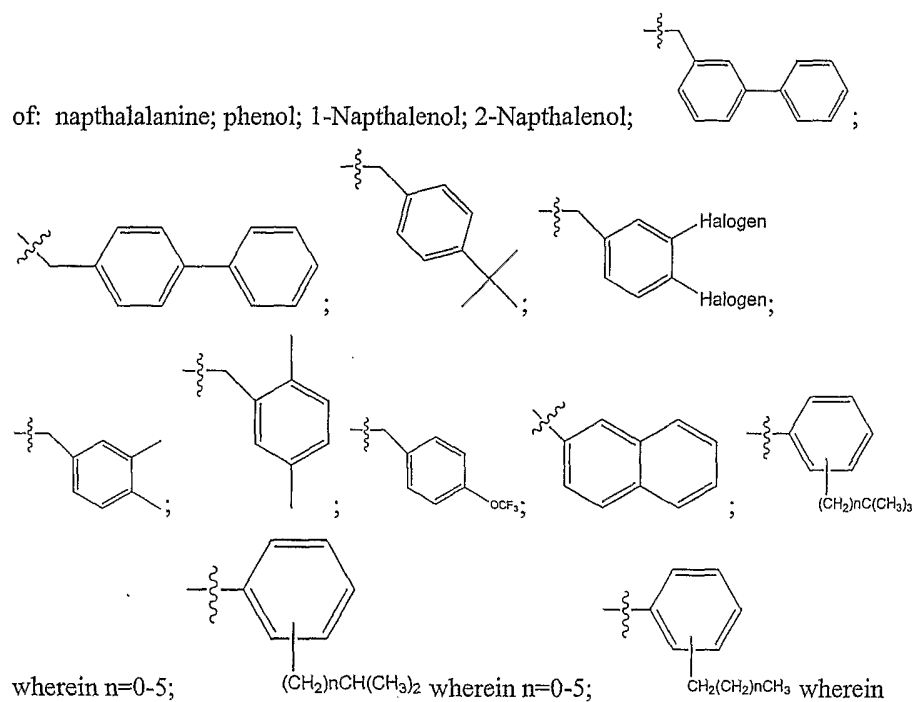




wherein R12, R13, R14 and R15 are selected from the group consisting of: hydrogen;
 CH₃; a linear or branched, saturated or unsaturated aliphatic chain having at least 1
 5 carbon; a linear or branched, saturated or unsaturated aliphatic chain having at least 2
 carbons, and having at least one hydroxy subgroup; a linear or branched, saturated or
 unsaturated aliphatic chain having at least 2 carbons, and having at least one thiol
 subgroup; a linear or branched, saturated or unsaturated aliphatic chain having at least
 2 carbons, wherein the aliphatic chain terminates with an aldehyde subgroup; a linear
 10 or branched, saturated or unsaturated aliphatic chain having at least 2 carbons, and
 having at least one ketone subgroup; a linear or branched, saturated or unsaturated
 aliphatic chain having at least 2 carbons; wherein the aliphatic chain terminates with a
 carboxylic acid subgroup; a linear or branched, saturated or unsaturated aliphatic
 chain having at least 2 carbons, and having at least one amide subgroup; a linear or
 15 branched, saturated or unsaturated aliphatic chain having at least 2 carbons, and
 having at least one acyl group; a linear or branched, saturated or unsaturated aliphatic
 chain having at least 2 carbons, and having at least one nitrogen containing moiety; a
 linear or branched, saturated or unsaturated aliphatic chain having at least 2 carbons,
 and having at least one amine subgroup; a linear or branched, saturated or unsaturated
 20 aliphatic chain having at least 2 carbons, and having at least one ether subgroup; a
 linear or branched, saturated or unsaturated aliphatic chain having at least 2 carbons,
 and having at least one halogen subgroup; a linear or branched, saturated or

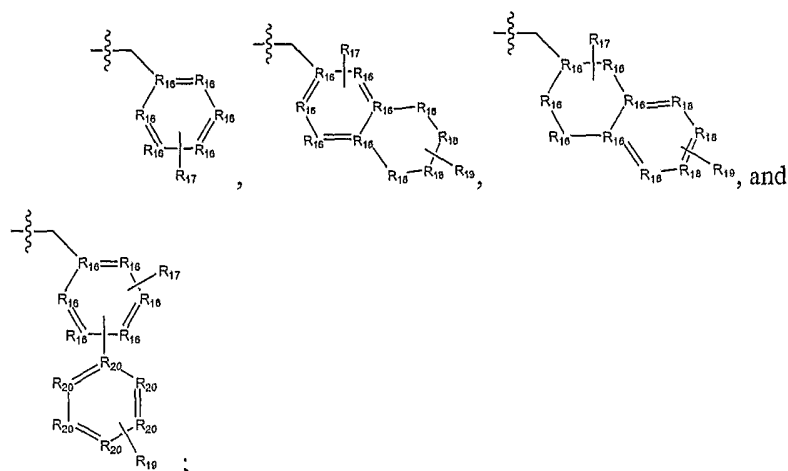
unsaturated aliphatic chain having at least 2 carbons, and having at least one nitronium subgroup; and R11 is OH.

In other preferred embodiments, R1 or R4 is selected from group consisting



10 quinolines, and all aromatic regioisomers.

In preferred embodiments, R1 or R4 is selected from the group consisting of:



wherein R₁₆ is carbon or nitrogen; wherein R₁₇ is selected from the group consisting of hydrogen; CH₃; a linear or branched, saturated or unsaturated aliphatic chain
 5 having at least 2 carbons; a chemical moiety comprising a halogen; a chemical moiety comprising Sulfur; a chemical moiety comprising Nitrogen; an aromatic chemical moiety; a hydrophilic chemical moiety; and a hydrophobic chemical moiety; wherein R₁₈ is carbon or nitrogen; wherein R₁₉ is selected from the group consisting of
 10 hydrogen; CH₃; a linear or branched, saturated or unsaturated aliphatic chain having at least 2 carbons; a chemical moiety comprising a halogen; a chemical moiety comprising Sulfur; a chemical moiety comprising Nitrogen; an aromatic chemical moiety; a hydrophilic chemical moiety; and a hydrophobic chemical moiety; and wherein R₂₀ is carbon or nitrogen.

In summary, a large number of compounds are presented herein. Any one or
 15 more of these compounds can be used to treat a variety of dysregulatory disorders related to cellular death as described elsewhere herein. The above-described compounds can also be used in drug screening assays and other diagnostic methods.

20 IV. Pharmaceutical compositions, formulations, and exemplary administration routes and dosing considerations

Exemplary embodiments of various contemplated medicaments and pharmaceutical compositions are provided below.

A. Preparing Medicaments

It is contemplated that the compounds of the present invention are useful in the preparation of medicaments to treat a variety of conditions associated with dysregulation of cell death, aberrant cell growth and hyperproliferation.

In addition, it is contemplated that the compounds are also useful for preparing
5 medicaments for treating other disorders wherein the effectiveness of the compounds are known or predicted. Such disorders include, but are not limited to, neurological (e.g., epilepsy) or neuromuscular disorders. The methods and techniques for preparing medicaments of a compound of the present invention are well-known in the art. Exemplary pharmaceutical formulations and routes of delivery are described
10 below.

One of skill in the art will appreciate that any one or more of the compounds described herein, including the many specific embodiments, are prepared by applying standard pharmaceutical manufacturing procedures. Such medicaments can be delivered to the subject by using delivery methods that are well-known in the
15 pharmaceutical arts.

B. Exemplary pharmaceutical compositions and formulation

In some embodiments of the present invention, the compositions are administered alone, while in some other embodiments, the compositions are
20 preferably present in a pharmaceutical formulation comprising at least one active ingredient/agent, as defined above, together with a solid support or alternatively, together with one or more pharmaceutically acceptable carriers and optionally other therapeutic agents (e.g., a benzodiazepine compound as described in U.S. Patent Applications 10/886,450, 10/795,535, 10/634,114, 10/427,211, 10/217,878,
25 09/767,283, and 09/700,101 and U.S. Provisional Patent Application Nos. 60/607,599 and 60/565,788; each herein incorporated by reference in their entireties.). Each carrier must be "acceptable" in the sense that it is compatible with the other ingredients of the formulation and not injurious to the subject.

Contemplated formulations include those suitable oral, rectal, nasal, topical
30 (including transdermal, buccal and sublingual), vaginal, parenteral (including subcutaneous, intramuscular, intravenous and intradermal) and pulmonary administration. In some embodiments, formulations are conveniently presented in

unit dosage form and are prepared by any method known in the art of pharmacy. Such methods include the step of bringing into association the active ingredient with the carrier which constitutes one or more accessory ingredients. In general, the formulations are prepared by uniformly and intimately bringing into association (*e.g.*,
5 mixing) the active ingredient with liquid carriers or finely divided solid carriers or both, and then if necessary shaping the product.

Formulations of the present invention suitable for oral administration may be presented as discrete units such as capsules, cachets or tablets, wherein each preferably contains a predetermined amount of the active ingredient; as a powder or
10 granules; as a solution or suspension in an aqueous or non-aqueous liquid; or as an oil-in-water liquid emulsion or a water-in-oil liquid emulsion. In other embodiments, the active ingredient is presented as a bolus, electuary, or paste, *etc.*

In some embodiments, tablets comprise at least one active ingredient and optionally one or more accessory agents/carriers are made by compressing or molding
15 the respective agents. In preferred embodiments, compressed tablets are prepared by compressing in a suitable machine the active ingredient in a free-flowing form such as a powder or granules, optionally mixed with a binder (*e.g.*, povidone, gelatin, hydroxypropylmethyl cellulose), lubricant, inert diluent, preservative, disintegrant (*e.g.*, sodium starch glycolate, cross-linked povidone, cross-linked sodium
20 carboxymethyl cellulose) surface-active or dispersing agent. Molded tablets are made by molding in a suitable machine a mixture of the powdered compound (*e.g.*, active ingredient) moistened with an inert liquid diluent. Tablets may optionally be coated or scored and may be formulated so as to provide slow or controlled release of the active ingredient therein using, for example, hydroxypropylmethyl cellulose in
25 varying proportions to provide the desired release profile. Tablets may optionally be provided with an enteric coating, to provide release in parts of the gut other than the stomach.

Formulations suitable for topical administration in the mouth include lozenges comprising the active ingredient in a flavored basis, usually sucrose and acacia or
30 tragacanth; pastilles comprising the active ingredient in an inert basis such as gelatin and glycerin, or sucrose and acacia; and mouthwashes comprising the active ingredient in a suitable liquid carrier.

Pharmaceutical compositions for topical administration according to the present invention are optionally formulated as ointments, creams, suspensions, lotions, powders, solutions, pastes, gels, sprays, aerosols or oils. In alternatively embodied, topical formulations comprise patches or dressings such as a bandage
5 or adhesive plasters impregnated with active ingredient(s), and optionally one or more excipients or diluents. In preferred embodiments, the topical formulations include a compound(s) that enhances absorption or penetration of the active agent(s) through the skin or other affected areas. Examples of such dermal penetration enhancers include dimethylsulfoxide (DMSO) and related analogues.

10 If desired, the aqueous phase of a cream base includes, for example, at least about 30% w/w of a polyhydric alcohol, *i.e.*, an alcohol having two or more hydroxyl groups such as propylene glycol, butane-1,3-diol, mannitol, sorbitol, glycerol and polyethylene glycol and mixtures thereof.

In some embodiments, oily phase emulsions of this invention are constituted
15 from known ingredients in a known manner. This phase typically comprises an lone emulsifier (otherwise known as an emulgent), it is also desirable in some embodiments for this phase to further comprises a mixture of at least one emulsifier with a fat or an oil or with both a fat and an oil.

Preferably, a hydrophilic emulsifier is included together with a lipophilic
20 emulsifier so as to act as a stabilizer. In some embodiments it is also preferable to include both an oil and a fat. Together, the emulsifier(s) with or without stabilizer(s) make up the so-called emulsifying wax, and the wax together with the oil and/or fat make up the so-called emulsifying ointment base which forms the oily dispersed phase of the cream formulations.

25 Emulgents and emulsion stabilizers suitable for use in the formulation of the present invention include Tween 60, Span 80, cetostearyl alcohol, myristyl alcohol, glyceryl monostearate and sodium lauryl sulfate.

The choice of suitable oils or fats for the formulation is based on achieving the desired properties (*e.g.*, cosmetic properties), since the solubility of the active
30 compound/agent in most oils likely to be used in pharmaceutical emulsion formulations is very low. Thus creams should preferably be a non-greasy, non-staining and washable products with suitable consistency to avoid leakage from tubes

or other containers. Straight or branched chain, mono- or dibasic alkyl esters such as di-isoadipate, isocetyl stearate, propylene glycol diester of coconut fatty acids, isopropyl myristate, decyl oleate, isopropyl palmitate, butyl stearate, 2-ethylhexyl palmitate or a blend of branched chain esters known as Crodamol CAP may be used, the last three being preferred esters. These may be used alone or in combination depending on the properties required. Alternatively, high melting point lipids such as white soft paraffin and/or liquid paraffin or other mineral oils can be used.

Formulations suitable for topical administration to the eye also include eye drops wherein the active ingredient is dissolved or suspended in a suitable carrier, especially an aqueous solvent for the agent.

Formulations for rectal administration may be presented as a suppository with suitable base comprising, for example, cocoa butter or a salicylate.

Formulations suitable for vaginal administration may be presented as pessaries, creams, gels, pastes, foams or spray formulations containing in addition to the agent, such carriers as are known in the art to be appropriate.

Formulations suitable for nasal administration, wherein the carrier is a solid, include coarse powders having a particle size, for example, in the range of about 20 to about 500 microns which are administered in the manner in which snuff is taken, *i.e.*, by rapid inhalation (*e.g.*, forced) through the nasal passage from a container of the powder held close up to the nose. Other suitable formulations wherein the carrier is a liquid for administration include, but are not limited to, nasal sprays, drops, or aerosols by nebulizer, and include aqueous or oily solutions of the agents.

Formulations suitable for parenteral administration include aqueous and non-aqueous isotonic sterile injection solutions which may contain antioxidants, buffers, bacteriostats and solutes which render the formulation isotonic with the blood of the intended recipient; and aqueous and non-aqueous sterile suspensions which may include suspending agents and thickening agents, and liposomes or other microparticulate systems which are designed to target the compound to blood components or one or more organs. In some embodiments, the formulations are presented/formulated in unit-dose or multi-dose sealed containers, for example, ampoules and vials, and may be stored in a freeze-dried (lyophilized) condition requiring only the addition of the sterile liquid carrier, for example water for

injections, immediately prior to use. Extemporaneous injection solutions and suspensions may be prepared from sterile powders, granules and tablets of the kind previously described.

Preferred unit dosage formulations are those containing a daily dose or unit, 5 daily subdose, as herein above-recited, or an appropriate fraction thereof, of an agent.

It should be understood that in addition to the ingredients particularly mentioned above, the formulations of this invention may include other agents conventional in the art having regard to the type of formulation in question, for example, those suitable for oral administration may include such further agents as 10 sweeteners, thickeners and flavoring agents. It also is intended that the agents, compositions and methods of this invention be combined with other suitable compositions and therapies. Still other formulations optionally include food additives (suitable sweeteners, flavorings, colorings, *etc.*), phytonutrients (*e.g.*, flax seed oil), minerals (*e.g.*, Ca, Fe, K, *etc.*), vitamins, and other acceptable compositions (*e.g.*, 15 conjugated linoelic acid), extenders, and stabilizers, *etc.*

C. Exemplary administration routes and dosing considerations

Various delivery systems are known and can be used to administer therapeutic agents (*e.g.*, exemplary compounds as described in Section III above) of the present 20 invention, *e.g.*, encapsulation in liposomes, microparticles, microcapsules, receptor-mediated endocytosis, and the like. Methods of delivery include, but are not limited to, intra-arterial, intra-muscular, intravenous, intranasal, and oral routes. In specific embodiments, it may be desirable to administer the pharmaceutical compositions of the invention locally to the area in need of treatment; this may be achieved by, for 25 example, and not by way of limitation, local infusion during surgery, injection, or by means of a catheter.

It is contemplated that the agents identified can be administered to subjects or individuals susceptible to or at risk of developing pathological growth of target cells and correlated conditions. When the agent is administered to a subject such as a 30 mouse, a rat or a human patient, the agent can be added to a pharmaceutically acceptable carrier and systemically or topically administered to the subject. To

determine patients that can be beneficially treated, a tissue sample is removed from the patient and the cells are assayed for sensitivity to the agent.

Therapeutic amounts are empirically determined and vary with the pathology being treated, the subject being treated and the efficacy and toxicity of the agent.

5 When delivered to an animal, the method is useful to further confirm efficacy of the agent. One example of an animal model is MLR/MpJ-*lpr/lpr* ("MLR-*lpr*") (available from Jackson Laboratories, Bal Harbor, Maine). MLR-*lpr* mice develop systemic autoimmune disease. Alternatively, other animal models can be developed by inducing tumor growth, for example, by subcutaneously inoculating nude mice with
10 about 10^5 to about 10^9 hyperproliferative, cancer or target cells as defined herein. When the tumor is established, the compounds described herein are administered, for example, by subcutaneous injection around the tumor. Tumor measurements to determine reduction of tumor size are made in two dimensions using vernier calipers twice a week. Other animal models may also be employed as appropriate. Such
15 animal models for the above-described diseases and conditions are well-known in the art.

In some embodiments, *in vivo* administration is effected in one dose, continuously or intermittently throughout the course of treatment. Methods of determining the most effective means and dosage of administration are well known to
20 those of skill in the art and vary with the composition used for therapy, the purpose of the therapy, the target cell being treated, and the subject being treated. Single or multiple administrations are carried out with the dose level and pattern being selected by the treating physician.

Suitable dosage formulations and methods of administering the agents are
25 readily determined by those of skill in the art. Preferably, the compounds are administered at about 0.01 mg/kg to about 200 mg/kg, more preferably at about 0.1 mg/kg to about 100 mg/kg, even more preferably at about 0.5 mg/kg to about 50 mg/kg. When the compounds described herein are co-administered with another agent (*e.g.*, as sensitizing agents), the effective amount may be less than when the
30 agent is used alone.

The pharmaceutical compositions can be administered orally, intranasally, parenterally or by inhalation therapy, and may take the form of tablets, lozenges,

granules, capsules, pills, ampoules, suppositories or aerosol form. They may also take the form of suspensions, solutions and emulsions of the active ingredient in aqueous or nonaqueous diluents, syrups, granulates or powders. In addition to an agent of the present invention, the pharmaceutical compositions can also contain other
5 pharmaceutically active compounds or a plurality of compounds of the invention.

More particularly, an agent of the present invention also referred to herein as the active ingredient, may be administered for therapy by any suitable route including, but not limited to, oral, rectal, nasal, topical (including, but not limited to, transdermal, aerosol, buccal and sublingual), vaginal, parental (including, but not
10 limited to, subcutaneous, intramuscular, intravenous and intradermal) and pulmonary. It is also appreciated that the preferred route varies with the condition and age of the recipient, and the disease being treated.

Ideally, the agent should be administered to achieve peak concentrations of the active compound at sites of disease. This may be achieved, for example, by the
15 intravenous injection of the agent, optionally in saline, or orally administered, for example, as a tablet, capsule or syrup containing the active ingredient.

Desirable blood levels of the agent may be maintained by a continuous infusion to provide a therapeutic amount of the active ingredient within disease tissue. The use of operative combinations is contemplated to provide therapeutic
20 combinations requiring a lower total dosage of each component antiviral agent than may be required when each individual therapeutic compound or drug is used alone, thereby reducing adverse effects.

D. Exemplary co-administration routes and dosing considerations

The present invention also includes methods involving co-administration of
25 the compounds described herein with one or more additional active agents. Indeed, it is a further aspect of this invention to provide methods for enhancing prior art therapies and/or pharmaceutical compositions by co-administering a compound of this invention. In co-administration procedures, the agents may be administered
30 concurrently or sequentially. In one embodiment, the compounds described herein are administered prior to the other active agent(s). The pharmaceutical formulations and modes of administration may be any of those described above. In addition, the

two or more co-administered chemical agents, biological agents or radiation may each be administered using different modes or different formulations.

The agent or agents to be co-administered depends on the type of condition being treated. For example, when the condition being treated is cancer, the additional agent can be a chemotherapeutic agent or radiation. When the condition being treated is an autoimmune disorder, the additional agent can be an immunosuppressant or an anti-inflammatory agent. When the condition being treated is chronic inflammation, the additional agent can be an anti-inflammatory agent. The additional agents to be co-administered, such as anticancer, immunosuppressant, anti-inflammatory, and can be any of the well-known agents in the art, including, but not limited to, those that are currently in clinical use. The determination of appropriate type and dosage of radiation treatment is also within the skill in the art or can be determined with relative ease.

Treatment of the various conditions associated with abnormal apoptosis is generally limited by the following two major factors: (1) the development of drug resistance and (2) the toxicity of known therapeutic agents. In certain cancers, for example, resistance to chemicals and radiation therapy has been shown to be associated with inhibition of apoptosis. Some therapeutic agents have deleterious side effects, including non-specific lymphotoxicity, renal and bone marrow toxicity.

The methods described herein address both these problems. It is contemplated that drug resistance, where increasing dosages are required to achieve therapeutic benefit, is overcome by co-administering the compounds described herein with the known agent. It is contemplated that the compounds described herein sensitize target cells to known agents (and vice versa) and, accordingly, less of these agents are needed to achieve a therapeutic benefit.

It is contemplated that the sensitizing function of the claimed compounds also address the problems associated with toxic effects of known therapeutics. In instances where the known agent is toxic, it is desirable to limit the dosages administered in all cases, and particularly in those cases where drug resistance has increased the requisite dosage. It is contemplated that when the claimed compounds are co-administered with the known agent, they reduce the dosage required which, in turn, reduces the deleterious effects. Further, because the claimed compounds are

contemplated to be both effective and non-toxic in large doses, co-administration of proportionally more of these compounds than known toxic therapeutics will achieve the desired effects while minimizing toxic effects.

5 **V. Drug screens**

In preferred embodiments of the present invention, the compounds of the present invention, and other potentially useful compounds, are screened for their binding affinity to the oligomycin sensitivity conferring protein (OSCP) portion of the mitochondrial ATP synthase complex. In particularly preferred embodiments,
10 compounds are selected for use in the methods of the present invention by measuring their binding affinity to recombinant OSCP protein. A number of suitable screens for measuring the binding affinity of drugs and other small molecules to receptors are known in the art. In some embodiments, binding affinity screens are conducted in *in vitro* systems. In other embodiments, these screens are conducted in *in vivo* or *ex vivo*
15 systems. While in some embodiments quantifying the intracellular level of ATP following administration of the compounds of the present invention provides an indication of the efficacy of the methods, preferred embodiments of the present invention do not require intracellular ATP or pH level quantification.

Additional embodiments are directed to measuring levels (*e.g.*, intracellular)
20 of superoxide in cells and/or tissues to measure the effectiveness of particular contemplated methods and compounds of the present invention. In this regard, those skilled in the art will appreciate and be able to provide a number of assays and methods useful for measuring superoxide levels in cells and/or tissues.

In some embodiments, structure-based virtual screening methodologies are
25 contemplated for predicting the binding affinity of compounds of the present invention with OSCP. In some preferred embodiments, compound structures are predicted from a molecular modeling software (*e.g.*, MacroModel).

Any suitable assay that allows for a measurement of the rate of binding or the affinity of an exemplary compound of the present invention to the OSCP may be
30 utilized. Examples include, but are not limited to, competition binding using an exemplary compound, surface plasma resonance (SPR) and radio-immunoprecipitation assays (Lowman *et al.*, *J. Biol.Chem.* 266:10982 [1991]).

Surface Plasmon Resonance techniques involve a surface coated with a thin film of a conductive metal, such as gold, silver, chrome or aluminum, in which electromagnetic waves, called Surface Plasmons, can be induced by a beam of light incident on the metal glass interface at a specific angle called the Surface Plasmon Resonance angle.

5 Modulation of the refractive index of the interfacial region between the solution and the metal surface following binding of the captured macromolecules causes a change in the SPR angle which can either be measured directly or which causes the amount of light reflected from the underside of the metal surface to change. Such changes can be directly related to the mass and other optical properties of the molecules binding to
10 the SPR device surface. Several biosensor systems based on such principles have been disclosed (*See e.g.*, WO 90/05305). There are also several commercially available SPR biosensors (*e.g.*, BiaCore, Uppsala, Sweden).

In some embodiments, compounds are screened in cell culture or *in vivo* (*e.g.*, non-human or human mammals) for an ability to modulate mitochondrial ATP
15 synthase activity. Any suitable assay may be utilized, including, but not limited to, cell proliferation assays (Commercially available from, *e.g.*, Promega, Madison, WI and Stratagene, La Jolla, CA) and cell based dimerization assays. (*See e.g.*, Fuh *et al.*, *Science*, 256:1677 [1992]; Colosi *et al.*, *J. Biol. Chem.*, 268:12617 [1993]).
Additional assay formats that find use with the present invention include, but are not
20 limited to, assays for measuring cellular ATP levels, and cellular superoxide levels.

The present invention also provides methods of modifying and derivatizing the compositions of the present invention to increase desirable properties (*e.g.*, binding affinity, activity, and the like), or to minimize undesirable properties (*e.g.*, nonspecific reactivity, toxicity, and the like). The principles of chemical derivatization are well
25 understood. In some embodiments, iterative design and chemical synthesis approaches are used to produce a library of derivatized child compounds from a parent compound. In other embodiments, rational design methods are used to predict and model *in silico* ligand-receptor interactions prior to confirming results by routine experimentation.

30

VI. Therapeutic Application

In certain embodiments, the present invention provides methods (e.g., therapeutic applications) for regulating cell death comprising: a) providing: i. target cells having mitochondria; and ii. a composition (e.g., exemplary compounds as described in Section III above); and b) exposing the target cells to the composition
5 under conditions such that the exposure results in cell death. In preferred embodiments, the composition binds to the mitochondria so as to increase superoxide levels or alter cellular ATP levels in the target cells. Method of the present invention are not limited to particular target cells. In some preferred embodiments, the target cells are selected from the group consisting of *in vitro* cells, *in vivo* cells, *ex vivo* cells,
10 cancer cells, B cells, T cells, and granulocytes. The present invention is not limited to a particular therapeutic application. Non-limiting examples of therapeutic applications for the present invention are described in the following subsections.

A. General Therapeutic Application

15 In particularly preferred embodiments, the compositions of the present invention are contemplated to provide therapeutic benefits to patients suffering from any one or more of a number of conditions (e.g., diseases characterized by dysregulation of necrosis and/or apoptosis processes in a cell or tissue, disease characterized by aberrant cell growth and/or hyperproliferation, *etc.*) by modulating
20 (e.g., inhibiting or promoting) the activity of the mitochondrial ATP synthase (as referred to as mitochondrial F_0F_1 ATPase) complexes in affected cells or tissues. In further preferred embodiments, it is contemplated that the compositions of the present invention are used to treat autoimmune/chronic inflammatory conditions (e.g., psoriasis). In even further embodiments, it is contemplated that the compositions of
25 the present invention are used in conjunction with stenosis therapy to treat compromised (e.g., occluded) vessels.

In particularly preferred embodiments, it is contemplated that the compositions of the present invention inhibit the activity of mitochondrial ATP synthase complex by binding to a specific subunit of this multi-subunit protein
30 complex. While the present invention is not limited to any particular mechanism, nor to any understanding of the action of the agents being administered, in some embodiments, it is contemplated that the compositions of the present invention bind to

the oligomycin sensitivity conferring protein (OSCP) portion of the mitochondrial ATP synthase complex. Likewise, it is further contemplated that when the compositions of the present invention bind to the OSCP the initial affect is overall inhibition of the mitochondrial ATP synthase complex, and that the downstream
5 consequence of binding is a change in ATP or pH level and the production of reactive oxygen species (*e.g.*, O₂⁻). In still other preferred embodiments, while the present invention is not limited to any particular mechanism, nor to any understanding of the action of the agents being administered, it is contemplated that the generation of free radicals ultimately results in cell killing. In yet other embodiments, while the present
10 invention is not limited to any particular mechanism, nor to any understanding of the action of the agents being administered, it is contemplated that the inhibiting mitochondrial ATP synthase complex using the compositions and methods of the present invention provides therapeutically useful inhibition of cell proliferation.

Accordingly, it is contemplated that preferred methods embodied in the
15 present invention, provide therapeutic benefits to patients by providing compounds of the present invention that modulate (*e.g.*, inhibiting or promoting) the activity of the mitochondrial ATP synthase complexes in affected cells or tissues via binding to the oligomycin sensitivity conferring protein (OSCP) portion of the mitochondrial ATP synthase complex. Importantly, by itself the OSCP has no biological activity.

20 Thus, in one broad sense, it is contemplated that preferred embodiments of the present invention are directed to the discovery that many diseases characterized by dysregulation of necrosis and/or apoptosis processes in a cell or tissue, or diseases characterized by aberrant cell growth and/or hyperproliferation, *etc.*, can be treated by modulating the activity of the mitochondrial ATP synthase complex including, but not
25 limited to, by binding to the oligomycin sensitivity conferring protein (OSCP) component thereof. The present invention is not intended to be limited, however, to the practice of the compositions and methods explicitly described herein. Indeed, those skilled in the art will appreciate that a number of additional compounds not specifically recited herein are suitable for use in the methods disclosed herein of
30 modulating the activity of mitochondrial ATP synthase.

The present invention thus specifically contemplates that any number of suitable compounds presently known in the art, or developed later, can optionally find

use in the methods of the present invention. For example, compounds including, but not limited to, oligomycin, ossamycin, cytotaricin, apoptolidin, bafilomycin, resveratrol, piceatannol, and dicyclohexylcarbodiimide (DCCD), and the like, find use in the methods of the present invention. The present invention is not intended,
5 however, to be limited to the methods or compounds specified above. In one embodiment, that compounds potentially useful in the methods of the present invention may be selected from those suitable as described in the scientific literature. (See e.g., K.B. Wallace and A.A. Starkov, *Annu. Rev. Pharmacol. Toxicol.*, 40:353-388 [2000]; A.R. Solomon *et al.*, *Proc. Nat. Acad. Sci. U.S.A.*, 97(26):14766-14771
10 [2000]).

In some embodiments, compounds potentially useful in methods of the present invention are screened against the National Cancer Institute's (NCI-60) cancer cell lines for efficacy. (See e.g., A. Monks *et al.*, *J. Natl. Cancer Inst.*, 83:757-766 [1991]; and K.D. Paull *et al.*, *J. Natl. Cancer Inst.*, 81:1088-1092 [1989]). Additional screens
15 suitable screens (e.g., autoimmunity disease models, *etc.*) are within the skill in the art.

In one aspect, derivatives (e.g., pharmaceutically acceptable salts, analogs, stereoisomers, and the like) of the exemplary compounds or other suitable compounds are also contemplated as being useful in the methods of the present invention.

20 In other preferred embodiments, it is contemplated that the compositions of the present invention are used in conjunction with stenosis therapy to treat compromised (e.g., occluded) vessels. In further embodiments, it is contemplated that the compositions of the present invention are used in conjunction with stenosis therapy to treat compromised cardiac vessels.

25 Vessel stenosis is a condition that develops when a vessel (e.g., aortic valve) becomes narrowed. For example, aortic valve stenosis is a heart condition that develops when the valve between the lower left chamber (left ventricle) of the heart and the major blood vessel called the aorta becomes narrowed. This narrowing (e.g., stenosis) creates too small a space for the blood to flow to the body. Normally the left
30 ventricle pumps oxygen-rich blood to the body through the aorta, which branches into a system of arteries throughout the body. When the heart pumps, the 3 flaps, or leaflets, of the aortic valve open one way to allow blood to flow from the ventricle

into the aorta. Between heartbeats, the flaps close to form a tight seal so that blood does not leak backward through the valve. If the aortic valve is damaged, it may become narrowed (stenosed) and blood flow may be reduced to organs in the body, including the heart itself. The long-term outlook for people with aortic valve stenosis is poor once symptoms develop. People with untreated aortic valve stenosis who
5 develop symptoms of heart failure usually have a life expectancy of 3 years or less.

Several types of treatment exist for treating compromised valves (*e.g.*, balloon dilation, ablation, atherectomy or laser treatment). One type of treatment for compromised cardiac valves is angioplasty. Angioplasty involves inserting a balloon-
10 tipped tube, or catheter, into a narrow or blocked artery in an attempt to open it. By inflating and deflating the balloon several times, physicians usually are able to widen the artery.

A common limitation of angioplasty or valve expansion procedures is restenosis. Restenosis is the reclosure of a peripheral or coronary artery following
15 trauma to that artery caused by efforts to open a stenosed portion of the artery, such as, for example, by balloon dilation, ablation, atherectomy or laser treatment of the artery. For these angioplasty procedures, restenosis occurs at a rate of about 20-50% depending on the definition, vessel location, lesion length and a number of other morphological and clinical variables. Restenosis is believed to be a natural healing
20 reaction to the injury of the arterial wall that is caused by angioplasty procedures. The healing reaction begins with the thrombotic mechanism at the site of the injury. The final result of the complex steps of the healing process can be intimal hyperplasia, the uncontrolled migration and proliferation of medial smooth muscle cells, combined with their extracellular matrix production, until the artery is again stenosed or
25 occluded.

In an attempt to prevent restenosis, metallic intravascular stents have been permanently implanted in coronary or peripheral vessels. The stent is typically inserted by catheter into a vascular lumen and expanded into contact with the diseased portion of the arterial wall, thereby providing mechanical support for the
30 lumen. However, it has been found that restenosis can still occur with such stents in place. Also, the stent itself can cause undesirable local thrombosis. To address the

problem of thrombosis, persons receiving stents also receive extensive systemic treatment with anticoagulant and antiplatelet drugs.

To address the restenosis problem, it has been proposed to provide stents which are seeded with endothelial cells (Dichek, D. A. et al; Circulation 1989; 80: 5 1347-1353). In that experiment, sheep endothelial cells that had undergone retrovirus-mediated gene transfer for either bacterial beta-galactosidase or human tissue-type plasminogen activator were seeded onto stainless steel stents and grown until the stents were covered. The cells were therefore able to be delivered to the vascular wall where they could provide therapeutic proteins. Other methods of providing 10 therapeutic substances to the vascular wall by means of stents have also been proposed (see, e.g., International Patent Applications WO 91/12779, and WO 90/13332; each herein incorporated by reference in their entireties). In those applications, it is suggested that antiplatelet agents, anticoagulant agents, antimicrobial agents, anti-inflammatory agents, antimetabolic agents and other drugs 15 could be supplied in stents to reduce the incidence of restenosis. Further, other vasoreactive agents such as nitric oxide releasing agents could also be used.

An additional cause of restenosis is the over-proliferation of treated tissue. In preferred embodiments, it is contemplated that the anti-proliferative properties of the present invention inhibit restenosis. Drug-eluting stents are well known in the art 20 (*see, e.g.*, U.S. Patent No.: 5,697,967; U.S. Patent No.: 5,599,352; and U.S. Patent No.: 5,591,227; each of which are herein incorporated by reference). In preferred embodiments, the compositions of the present invention are eluted from drug-eluting stents in the treatment of compromised (*e.g.*, occluded) vessels. In further 25 embodiments, the compositions of the present invention are eluted from drug-eluting stents in the treatment of compromised cardiac vessels.

In additional applications, compositions and compounds of the present invention are used as anti-aging (*e.g.*, lifespan extending) agents (*see, e.g.*, Howitz, KT (2003) Nature 425:191-196; herein incorporated by reference in its entirety).

Those skilled in the art of preparing pharmaceutical compounds and 30 formulations will appreciate that when selecting optional compounds for use in the methods disclosed herein, that suitability considerations include, but are not limited to, the toxicity, safety, efficacy, availability, and cost of the particular compounds.

B. Autoimmune Disorder and Chronic Inflammatory Disorder Therapeutic Application

Autoimmune disorders and chronic inflammatory disorders often result from
5 dysfunctional cellular proliferation regulation and/or cellular apoptosis regulation.
Mitochondria perform a key role in the control and execution of cellular apoptosis.
The mitochondrial permeability transition pore (MPTP) is a pore that spans the inner
and outer mitochondrial membranes and functions in the regulation of proapoptotic
particles. Transient MPTP opening results in the release of cytochrome c and the
10 apoptosis inducing factor from the mitochondrial intermembrane space, resulting in
cellular apoptosis.

The oligomycin sensitivity conferring protein (OSCP) is a subunit of the F_0F_1
mitochondrial ATP synthase/ATPase and functions in the coupling of a proton
gradient across the F_0 sector of the enzyme in the mitochondrial membrane. In
15 preferred embodiments, it is contemplated that compounds of the present invention
bind the OSCP, increases superoxide and cytochrome c levels, increases cellular
apoptosis, and inhibits cellular proliferation. The adenine nucleotide translocator
(ANT) is a 30kDa protein that spans the inner mitochondrial membrane and is central
to the mitochondrial permeability transition pore (MPTP). Thiol oxidizing or
20 alkylating agents are powerful activators of the MPTP that act by modifying one or
more of three unpaired cysteines in the matrix side of the ANT. 4-(N-(S-
glutathionylacetyl)amino) phenylarsenoxide, inhibits the ANT.

C. Treatment of Epidermal Hyperplasia

25 Epidermal hyperplasia (*e.g.*, excessive keratinocyte proliferation) leading to a
significant thickening of the epidermis in association with shedding of the thickened
epidermis, is a feature of diseases such as psoriasis (*see, e.g.*, Krueger GC, et al.,
(1984) *J. Am. Acad. Dermatol.* 11: 937-947; Fry L. (1988), *Brit. J. Dermatol.*
119:445-461; each herein incorporated by reference in their entireties) and also occurs
30 under physiological conditions (*e.g.*, during wound-healing).

Topical treatment of the skin with all-trans retinoic acid (RA) or its precursor,
all-trans retinol (ROL) also results in epidermal hyperplasia (*see, e.g.*, Varani J, et al.,

(2001) *J. Invest. Dermatol*, 117:1335-1341; herein incorporated by reference in its entirety). While the underlying etiologies are different, all of these hyperplasias have in common the activation of the epidermal growth factor (EGF) receptor in the proliferating keratinocytes (*see, e.g.*, Varani J, et al., (2001) *J. Invest. Dermatol* 5 117:1335-1341; Baker BS, et al., (1992) *Brit. J. Dermatol.* 126:105-110; Gottlieb AB, et al., (1988) *J. Exp. Med.* 167:670-675; Elder JT, et al., (1989) *Science* 243:811-814; Piepkorn M, et al., (1998) *J Invest Dermatol* 111:715-721; Piepkorn M, et al., (2003) *Arch Dermatol Res* 27:27; Cook PW, et al., (1992) *Cancer Res* 52:3224-3227; each herein incorporated by reference in their entireties). Normal epidermal growth does not appear to be as dependent on EGF receptor function as hyperplastic growth (*see, e.g.*, Varani J, et al., (2001) *J. Invest. Dermatol* 117:1335-1341; Varani J, et al., (1998) *Pathobiology* 66:253-259; each herein incorporated by reference in their entireties). Likewise, function of the dermis in intact skin does not depend on EGF receptor function (*see, e.g.*, Varani J, et al., (2001) *J. Invest. Dermatol* 117:1335-15 1341; herein incorporated by reference in its entirety).

The central role of the EGF receptor in regulating hyperplastic epithelial growth makes the EGF receptor tyrosine kinase a target for antiproliferative agents. Likewise, the series of signaling molecules engaged downstream of this receptor are additional points at which keratinocyte growth can be interrupted. The mitogen 20 activated protein kinase (MAPK) cascade is activated by the EGF receptor (*see, e.g.*, Marques, S. A., et al., (2002) *J Pharmacol Exp Ther* 300, 1026-1035; herein incorporated by reference in its entirety). In hyperproliferative epidermis, but not in normal epidermis, extracellular signal-regulated kinases 1/2 (Erk 1/2) are activated in basal and suprabasal keratinocytes and contribute to epidermal hyperproliferation 25 (*see, e.g.*, Haase, I., et al., (2001) *J Clin Invest* 108, 527-536; Takahashi, H., et al., (2002) *J Dermatol Sci* 30, 94-99; each herein incorporated by reference in their entireties). In culture models, keratinocyte growth regulation through the EGF receptor results in increased MAPK activity. In keratinocytes, growth factor-stimulated MAPK activity is also dependent on integrin engagement and extracellular 30 matrix molecules that bind integrins are capable of independently activating MAPKs and increasing keratinocyte proliferation (*see, e.g.*, Haase, I., et al., (2001) *J Clin Invest* 108, 527-536; herein incorporated by reference in its entirety). The

proliferation of other skin cells, including fibroblasts, is less dependent on Erk 1/2 activity, making Erk inhibition a potentially useful characteristic to evaluate lead compounds for potential utility against epidermal hyperplasia.

In preferred embodiments, it is contemplated that compounds of the present invention are useful for treating epidermal hyperplasias.

In preferred embodiments, it is contemplated that compounds of the present invention are useful in treating psoriasis. Psoriasis is common and chronic epidermal hyperplasia. Plaque psoriasis is the most common type of psoriasis and is characterized by red skin covered with silvery scales and inflammation. Patches of circular to oval shaped red plaques that itch or burn are typical of plaque psoriasis. The patches are usually found on the arms, legs, trunk, or scalp but may be found on any part of the skin. The most typical areas are the knees and elbows. Psoriasis is not contagious and can be inherited. Environmental factors, such as smoking, sun exposure, alcoholism, and HIV infection, may affect how often the psoriasis occurs and how long the flares up last.

Treatment of psoriasis includes topical steroids, coal tar, keratolytic agents, vitamin D-3 analogs, and topical retinoids. Topical steroids are agents used to reduce plaque formation. Topical steroid agents have anti-inflammatory effects and may cause profound and varied metabolic activities. In addition, topical steroid agents modify the body's immune response to diverse stimuli. Examples of topical steroids include, but are not limited to, triamcinolone acetonide (Artistocort, Kenalog) 0.1% cream, and betamethasone dipropionate (Diprolene, Diprosone) 0.05% cream. Coal tar is an inexpensive treatment available over the counter in shampoos or lotions for use in widespread areas of involvement. Coal tar is particularly useful in hair-bearing areas. An example of coal tar is coal tar 2-10% (DHS Tar, Doctar, Theraplex T) – antipruritic. Keratolytic agents are used to remove scale, smooth the skin, and to treat hyperkeratosis. An example of a keratolytic agent is anthralin 0.1-1% (Drithocrema, Anthra-Derm). Vitamin D-3 analogs are used in patients with lesions resistant to older therapy or with lesions on the face or exposed areas where thinning of the skin would pose cosmetic problems. An example of a vitamin D-3 analog is calcipotriene (Dovonex). Topical retinoids are agents that decrease the cohesiveness of follicular epithelial cells and stimulate mitotic activity, resulting in an increase in turnover of

follicular epithelial cells. Examples of topical retinoids include, but are not limited to, tretinoin (Retin-A, Avita), and tazarotene (Tazorac).

Approximately 1-2% of people in the United States, or about 5.5 million, have plaque psoriasis. Up to 30% of people with plaque psoriasis also have psoriatic
5 arthritis. Individuals with psoriatic arthritis have inflammation in their joints and may have other arthritis symptoms. Sometimes plaque psoriasis can evolve into more severe disease, such as pustular psoriasis or erythrodermic psoriasis. In pustular psoriasis, the red areas on the skin contain blisters with pus. In erythrodermic psoriasis, a wide area of red and scaling skin is typical, and it may be itchy and
10 painful. The present invention is useful in treating additional types of psoriasis, including but not limited to, guttate psoriasis, nail psoriasis, inverse psoriasis, and scalp psoriasis.

VII. ATPase Inhibitors And Methods For Identifying Therapeutic Inhibitors

15 The present invention provides compounds that are contemplated to target the F_1F_0 -ATPase. In addition, the present invention provides compounds that are contemplated to target the F_1F_0 -ATPase as a treatment for autoimmune disorders, and in particular, compounds with low toxicity. The present invention further provides methods of identifying compounds that are contemplated to target the F_1F_0 -ATPase.
20 Additionally, the present invention provides therapeutic applications for compounds contemplated to target the F_1F_0 -ATPase.

A majority of ATP within eukaryotic cells is synthesized by the mitochondrial F_1F_0 -ATPase (*see, e.g.*, C.T. Gregory *et al.*, J. Immunol., 139:313-318 [1987]; J.P. Portanova *et al.*, Mol. Immunol., 32:117-135 [1987]; M.J. Shlomchik *et al.*, Nat. Rev. Immunol., 1:147-153 [2001]; each herein incorporated by reference in their
25 entireties). Although the F_1F_0 -ATPase synthesizes and hydrolyzes ATP, during normal physiologic conditions, the F_1F_0 -ATPase only synthesizes ATP (*see, e.g.*, Nagyvary J, *et al.*, Biochem. Educ. 1999; 27:193-99; herein incorporated by reference in its entirety). The mitochondrial F_1F_0 -ATPase is composed of three major domains:
30 F_0 , F_1 and the peripheral stator. F_1 is the portion of the enzyme that contains the catalytic sites and it is located in the matrix (*see, e.g.*, Boyer, PD, Annu Rev Biochem. 1997; 66:717-49; herein incorporated by reference in its entirety). This

domain is highly conserved and has the subunit composition $\alpha_3\beta_3\gamma\delta\epsilon$. The landmark X-ray structure of bovine F_1 revealed that $\alpha_3\beta_3$ forms a hexagonal cylinder with the γ subunit in the center of the cylinder. F_0 is located within the inner mitochondrial membrane and contains a proton channel. Translocation of protons from the inner-
5 membrane space into the matrix provides the energy to drive ATP synthesis. The peripheral stator is composed of several proteins that physically and functionally link F_0 with F_1 . The stator transmits conformational changes from F_0 into in the catalytic domain that regulate ATP synthesis (*see, e.g.*, Cross RL, *Biochim Biophys Acta* 2000; 1458:270-75; herein incorporated by reference in its entirety).

10 Mitochondrial F_1F_0 -ATPase inhibitors are invaluable tools for mechanistic studies of the F_1F_0 -ATPase (*see, e.g.*, James AM, *et al.*, *J Biomed Sci* 2002; 9:475-87; herein incorporated by reference in its entirety). Because F_1F_0 -ATPase inhibitors are often cytotoxic, they have been explored as drugs for cancer and other hyperproliferative disorders. Macrolides (*e.g.*, oligomycin and apoptolidin) are non-
15 competitive inhibitors of the F_1F_0 -ATPase (*see, e.g.*, Salomon AR, *et al.*, *PNAS* 2000; 97:14766-71; Salomon AR, *et al.*, *Chem Biol* 2001; 8:71-80; herein incorporated by reference in its entirety). Macrolides bind to F_0 which blocks proton flow through the channel resulting in inhibition of the F_1F_0 -ATPase. Macrolides are potent (*e.g.*, the IC_{50} for oligomycin = 10 nM) and lead to large decreases in [ATP]. As such,
20 macrolides have an unacceptably narrow therapeutic index and are highly toxic (*e.g.*, the LD_{50} for oligomycin in rodents is two daily doses at 0.5 mg/kg) (*see, e.g.*, Kramar R, *et al.*, *Agents & Actions* 1984, 15:660-63; herein incorporated by reference in its entirety). It is contemplated that inhibitors of F_1F_0 -ATPase include the compounds of the present invention.

25 In cells that are actively respiring (known as state 3 respiration), inhibiting F_1F_0 -ATPase blocks respiration and places the mitochondria in a resting state (known as state 4). In state 4, the MRC is reduced relative to state 3, which favors reduction of O_2 to O_2^- at complex III (*see, e.g.*, N. Zamzami *et al.*, *J. Exp. Med.*, 181:1661-1672 [1995]; herein incorporated by reference in its entirety). For example, treating cells
30 with either oligomycin or, it is contemplated, compounds of the present invention, leads to a rise of intracellular O_2^- as a consequence of inhibiting complex V. In the case of oligomycin, supplementing cells with ATP protects against death whereas

antioxidants do not, indicating that cell death results from the drop in ATP (*see, e.g.,* Zhang JG, *et al.*, Arch Biochem Biophys 2001; 393:87-96; McConkey DJ, *et al.*, The ATP switch in apoptosis. In: Nieminen La, ed. Mitochondria in pathogenesis. New York: Plenum, 2001:265-77; each herein incorporated by reference in their entireties).

5 Cell death induced by compounds of the present invention, it is contemplated, is blocked by antioxidants and is not affected by supplementing cells with ATP, suggesting that compounds of the present invention engage an ROS-dependent death response (*see, e.g.,* N.B. Blatt, *et al.*, J. Clin. Invest., 2002, 110, 1123; herein incorporated by reference in its entirety). As such, F₁F_o-ATPase inhibitors are either

10 toxic (*e.g.,* oligomycin) or, it is contemplated, therapeutic (*e.g.,* compounds of the present invention).

The present invention provides a method of distinguishing toxic F₁F_o-ATPase inhibitors from therapeutic F₁F_o-ATPase inhibitors. F₁F_o-ATPase inhibitors with therapeutic potential (*e.g.,* compounds of the present invention) present a novel mode

15 of inhibition. Specifically, it is contemplated that F₁F_o-ATPase inhibitors with beneficial properties (*e.g.,* compounds of the present invention) are uncompetitive inhibitors that only bind enzyme-substrate complexes at high substrate concentration and do not alter the k_{cat}/K_m ratio. This knowledge forms the basis to identify and distinguish F₁F_o-ATPase inhibitors with therapeutic potential from toxic compounds.

20 The present invention provides compounds that are contemplated to target the F₁F_o-ATPase as an autoimmune disorder treatment. In particular, the present invention provides methods of identifying compounds that target the F₁F_o-ATPase while not altering the k_{cat}/K_m ratio. Additionally, the present invention provides therapeutic applications for compounds targeting the F₁F_o-ATPase.

25

A. ATPase Inhibiting Compounds

The present invention provides compounds that are contemplated to inhibit the F₁F_o-ATPase. In some embodiments, it is contemplated that the compounds do not bind free F₁F_o-ATPase, but rather bind to an F₁F_o-ATPase-substrate complex. It is

30 contemplated that the compounds show maximum activity at high substrate concentration and minimal activity (*e.g.,* F₁F_o-ATPase inhibiting) at low substrate concentration. In preferred embodiments, it is contemplated that the compounds do not

alter the k_{cat}/K_m ratio of the F_1F_o -ATPase. It is contemplated that the properties of the F_1F_o -ATPase inhibitors of the present invention are in contrast with oligomycin, which is a F_1F_o -ATPase inhibitor that is acutely toxic and lethal. Oligomycin is a noncompetitive inhibitor, which binds to both free F_1F_o -ATPase and F_1F_o -ATPase-substrate complexes and alters the k_{cat}/K_m ratio.

It is contemplated that the compounds of the present invention that inhibit F_1F_o -ATPase while not altering the k_{cat}/K_m ratio, in some embodiments, have the structure described elsewhere herein. However, compounds of other structures that are identified as therapeutic inhibitors by the methods of the present invention are also encompassed by the present invention.

B. Identifying ATPase Inhibitors

The present invention provides methods of identifying (*e.g.*, screening) compounds useful in treating autoimmune disorders. The present invention is not limited to a particular type compound. In preferred embodiments, compounds of the present invention include, but are not limited to, pharmaceutical compositions, small molecules, antibodies, large molecules, synthetic molecules, synthetic polypeptides, synthetic polynucleotides, synthetic nucleic acids, aptamers, polypeptides, nucleic acids, and polynucleotides. The present invention is not limited to a particular method of identifying compounds useful in treating autoimmune disorders. In preferred embodiments, compounds useful in treating autoimmune disorders are identified as possessing an ability to inhibit an F_1F_o -ATPase while not altering the k_{cat}/K_m ratio.

C. Therapeutic Applications With F_1F_o -ATPase Inhibitors

The present invention provides methods for treating disorders (*e.g.*, neurodegenerative diseases, Alzheimers, ischemia reprofusion injury, neuromotor disorders, non-Hodgkin's lymphoma, lymphocytic leukemia, cutaneous T cell leukemia, an autoimmune disorder, cancer, solid tumors, lymphomas, and leukemias). The present invention is not limited to a particular form of treatment. In preferred embodiments, treatment includes, but is not limited to, symptom amelioration, symptom prevention, disorder prevention, and disorder amelioration. The present invention provides methods

of treating autoimmune disorders applicable within *in vivo*, *in vitro*, and/or *ex vivo* settings.

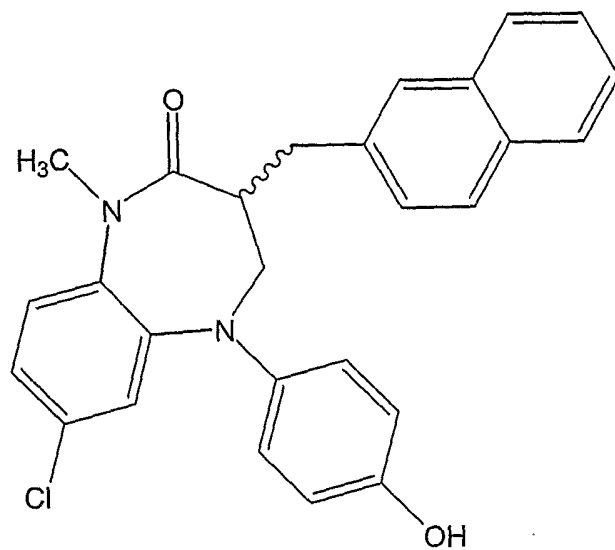
In some embodiments, the present invention treats autoimmune disorders through inhibiting of target cells. The present invention is not limited to a particular form of cell inhibition. In preferred embodiments, cell inhibition includes, but is not limited to, cell growth prevention, cell proliferation prevention, and cell death. In preferred 5 embodiments, inhibition of a target cell is accomplished through contacting a target cell with a compound contemplated to inhibit the F_1F_0 -ATPase. In further embodiments, target cell inhibition is accomplished through targeting of the F_1F_0 -ATPase with a 10 compound contemplated to inhibit the F_1F_0 -ATPase. The present invention is not limited to a particular F_1F_0 -ATPase inhibitor. In preferred embodiments, the F_1F_0 -ATPase inhibitor is contemplated to possess an ability to inhibit an F_1F_0 -ATPase while not altering the k_{cat}/K_m ratio.

The present invention further provides methods for selectively inhibiting the 15 pathology of target cells in a subject in need of therapy. The present invention is not limited to a particular method of inhibition target cell pathology. In preferred embodiments, it is contemplated that target cell pathology is inhibited through administration of an effective amount of a compound of the invention. The present invention is not limited to a particular compound. In preferred 20 embodiments, it is contemplated that the compound is an F_1F_0 -ATPase inhibitor. In further preferred embodiments, it is contemplated that the compound inhibits the F_1F_0 -ATPase while not altering the k_{cat}/K_m ratio.

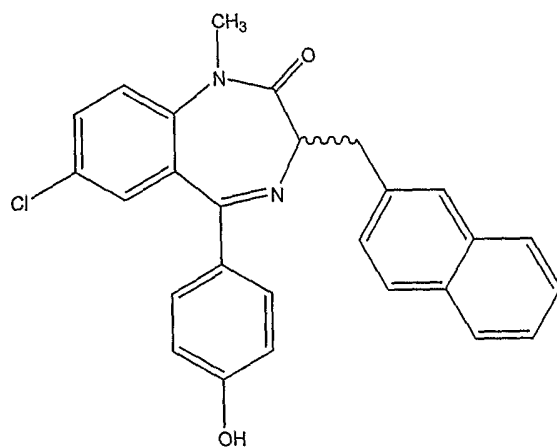
EXAMPLES

25 Example 1. Detection of Cell Death

Ramos cells were exposed to the following compounds:



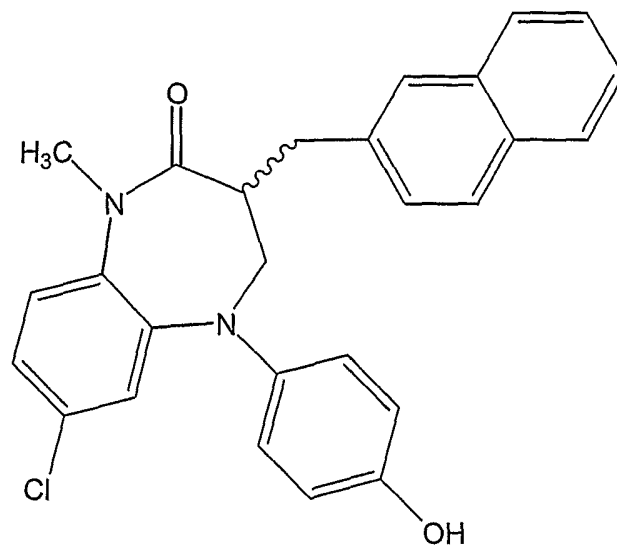
(GD-423) and



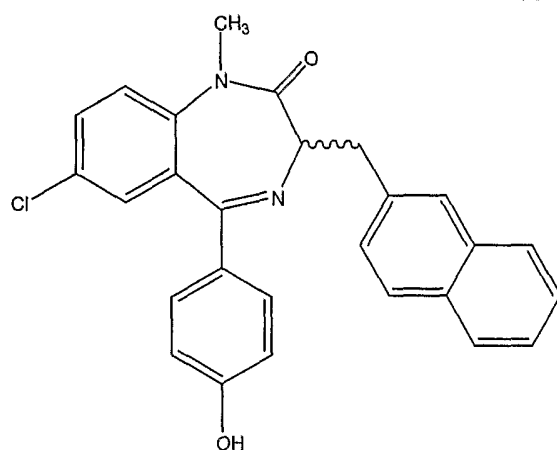
(Bz-423).

Each compound resulted in cellular death for the Ramos cells at 24 hours, 2% FBS (see, Figure 1). Cell viability was assessed by staining with propidium iodide (PI, 1
5 $\mu\text{g/mL}$).

Ramos cells were exposed to the following compounds:



(GD-423) and



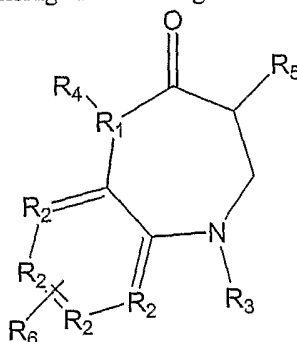
(Bz-423).

Each compound resulted in cellular death for the Ramos cells at 1 hour, 2% FBS (see, Figure 2). To detect O_2^- , cells were incubated with dihydroethidium
5 (DHE).

All publications and patents mentioned in the above specification are herein incorporated by reference. Although the invention has been described in connection with specific preferred embodiments, it should be understood that the invention as
10 claimed should not be unduly limited to such specific embodiments. Indeed, various modifications of the described modes for carrying out the invention that are obvious to those skilled in the relevant fields are intended to be within the scope of the following claims.

We claim:

1. A composition comprising the following formula:



including both R and S enantiomeric forms and racemic mixtures;

5

wherein R1 is a nitrogen atom or a carbon atom;

wherein R2 is carbon or nitrogen;

wherein R3 comprises a chemical moiety comprising a heterocyclic group containing 3 or more carbon atoms;

10

wherein R4 and R5 are separately selected from the group consisting of: hydrogen; halogen; CH₃; a linear or branched, saturated or unsaturated aliphatic chain having at least 2 carbons; a chemical moiety comprising a halogen; a chemical moiety comprising Sulfur; a chemical moiety comprising Nitrogen; an aromatic chemical moiety; a hydrophilic chemical moiety; and a hydrophobic chemical moiety;

15

wherein R6 is selected from H, a hydroxy, an alkoxy, a halogen, an amino, a lower-alkyl, a substituted-amino, an acetylamino, a hydroxyamino, an aliphatic group having 1-8 carbons and 1-20 hydrogens, a substituted aliphatic group of similar size, a cycloaliphatic group consisting of less than 10 carbons, a substituted cycloaliphatic group, an aryl, a heterocyclic, NO₂; SR'; and

20

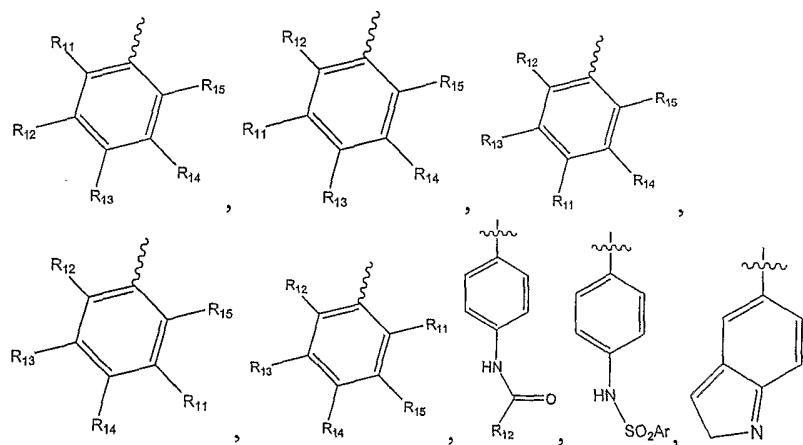
NR'₂, wherein R' is defined as a linear or branched, saturated or unsaturated aliphatic chain having at least one carbon; a linear or branched, saturated or unsaturated aliphatic chain having at least 2 carbons, and having at least one hydroxyl subgroup; a linear or branched, saturated or unsaturated aliphatic chain having at least 2 carbons, and having at least one thiol subgroup; a linear or branched, saturated or unsaturated aliphatic chain having at least 2 carbons, wherein said aliphatic chain terminates with an aldehyde subgroup; a linear or

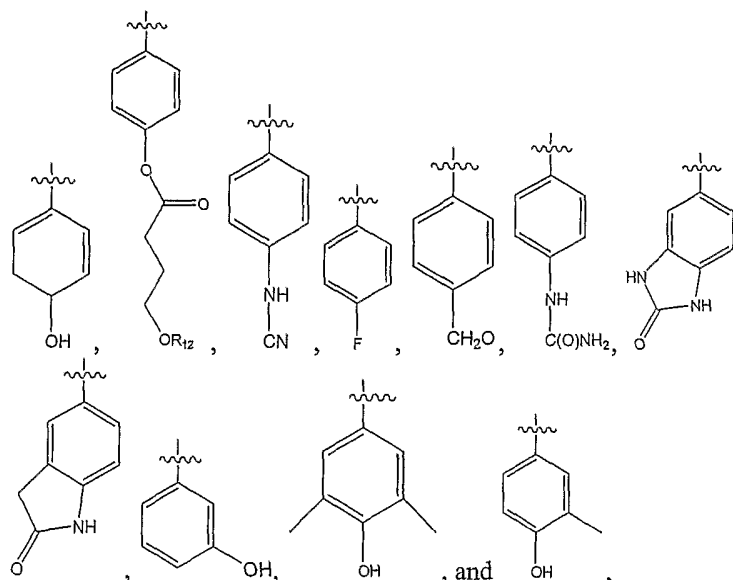
25

branched, saturated or unsaturated aliphatic chain having at least 2 carbons,
 and having at least one ketone subgroup; a linear or branched, saturated or
 unsaturated aliphatic chain having at least 2 carbons; wherein said aliphatic
 chain terminates with a carboxylic acid subgroup; a linear or branched,
 5 saturated or unsaturated aliphatic chain having at least 2 carbons, and having
 at least one amide subgroup; a linear or branched, saturated or unsaturated
 aliphatic chain having at least 2 carbons, and having at least one acyl group; a
 linear or branched, saturated or unsaturated aliphatic chain having at least 2
 carbons, and having at least one nitrogen containing moiety; a linear or
 10 branched, saturated or unsaturated aliphatic chain having at least 2 carbons,
 and having at least one amine subgroup; a linear or branched, saturated or
 unsaturated aliphatic chain having at least 2 carbons, and having at least one
 halogen subgroup; a linear or branched, saturated or unsaturated aliphatic
 chain having at least 2 carbons, and having at least one nitronium subgroup.

15

2. The composition of Claim 1, wherein R3 is selected from the group consisting of:





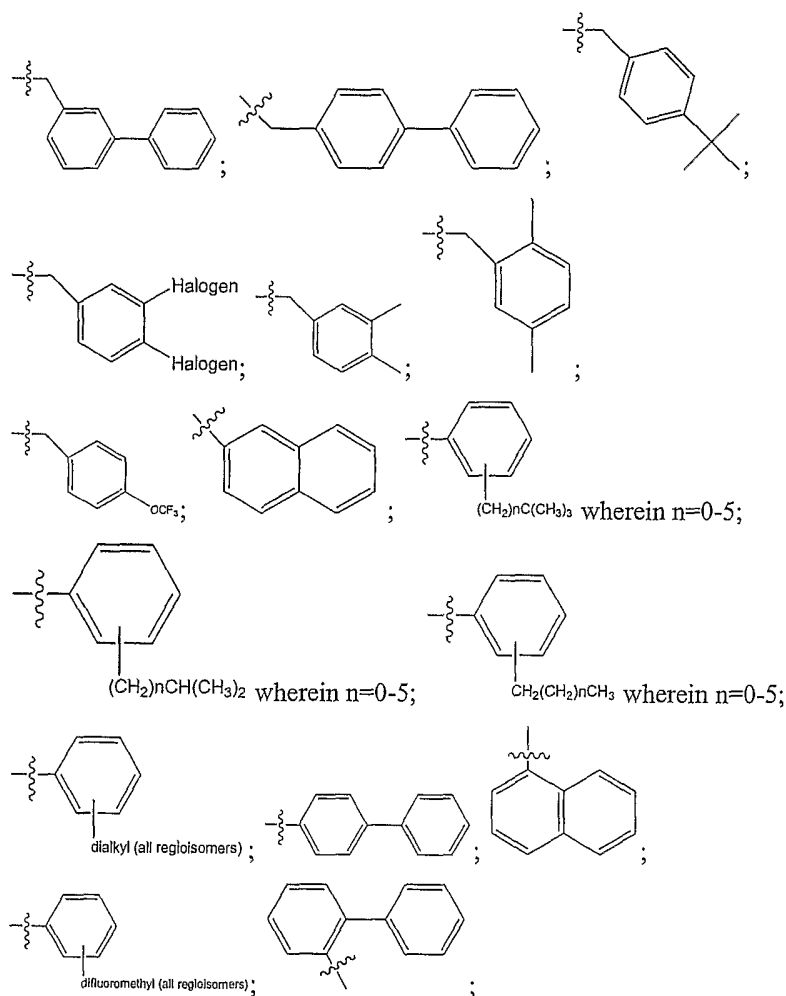
wherein R12, R13, R14 and R15 are selected from the group consisting of:

- 5 hydrogen; CH₃; a linear or branched, saturated or unsaturated aliphatic chain having at least 1 carbon; a linear or branched, saturated or unsaturated aliphatic chain having at least 2 carbons, and having at least one hydroxy subgroup; a linear or branched, saturated or unsaturated aliphatic chain having at least 2 carbons, and having at least one thiol subgroup; a linear or branched, saturated or unsaturated aliphatic chain having at least 2 carbons, wherein said
- 10 aliphatic chain terminates with an aldehyde subgroup; a linear or branched, saturated or unsaturated aliphatic chain having at least 2 carbons, and having at least one ketone subgroup; a linear or branched, saturated or unsaturated aliphatic chain having at least 2 carbons; wherein said aliphatic chain terminates with a carboxylic acid subgroup; a linear or branched, saturated or
- 15 unsaturated aliphatic chain having at least 2 carbons, and having at least one amide subgroup; a linear or branched, saturated or unsaturated aliphatic chain having at least 2 carbons, and having at least one acyl group; a linear or branched, saturated or unsaturated aliphatic chain having at least 2 carbons, and having at least one nitrogen containing moiety; a linear or branched,
- 20 saturated or unsaturated aliphatic chain having at least 2 carbons, and having at least one amine subgroup; a linear or branched, saturated or unsaturated aliphatic chain having at least 2 carbons, and having at least one ether

subgroup; a linear or branched, saturated or unsaturated aliphatic chain having at least 2 carbons, and having at least one halogen subgroup; a linear or branched, saturated or unsaturated aliphatic chain having at least 2 carbons, and having at least one nitronium subgroup; and R11 is OH.

5

3. The composition of Claim 1, wherein R4 or R5 are selected from group consisting of: naphthalanine; phenol; 1-Napthalenol; 2-Napthalenol;

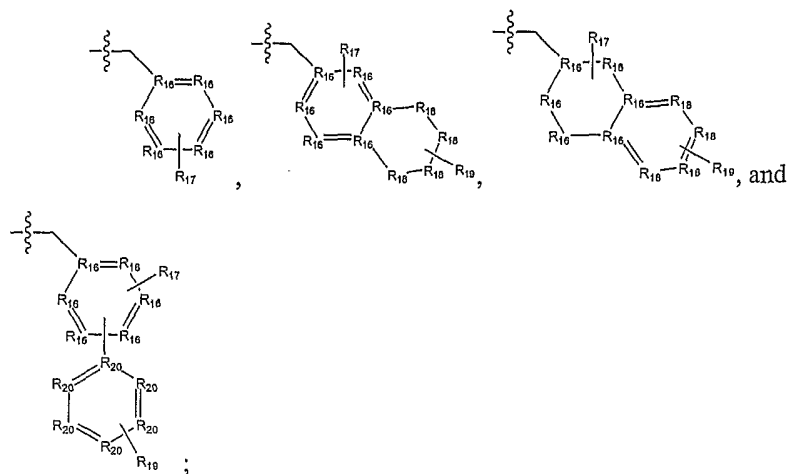


10

quinolines, and all aromatic regioisomers.

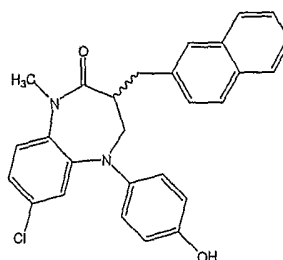
15

4. The composition of Claim 1, wherein R4 or R5 is selected from the group consisting of:

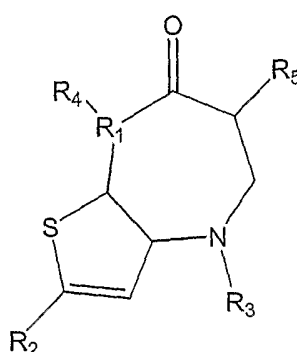


- wherein R16 is carbon or nitrogen;
- wherein R17 is selected from the group consisting of hydrogen; halogen; CH₃;
- 5 a linear or branched, saturated or unsaturated aliphatic chain having at least 2 carbons; a chemical moiety comprising a halogen; a chemical moiety comprising Sulfur; a chemical moiety comprising Nitrogen; an aromatic chemical moiety; a hydrophilic chemical moiety; and a hydrophobic chemical moiety;
- 10 wherein R18 is carbon or nitrogen;
- wherein R19 is selected from the group consisting of hydrogen; halogen; CH₃;
- a linear or branched, saturated or unsaturated aliphatic chain having at least 2 carbons; a chemical moiety comprising a halogen; a chemical moiety comprising Sulfur; a chemical moiety comprising Nitrogen; an aromatic
- 15 chemical moiety; a hydrophilic chemical moiety; and a hydrophobic chemical moiety; and
- wherein R20 is carbon or nitrogen.

5. The composition of Claim 1, wherein said composition is:



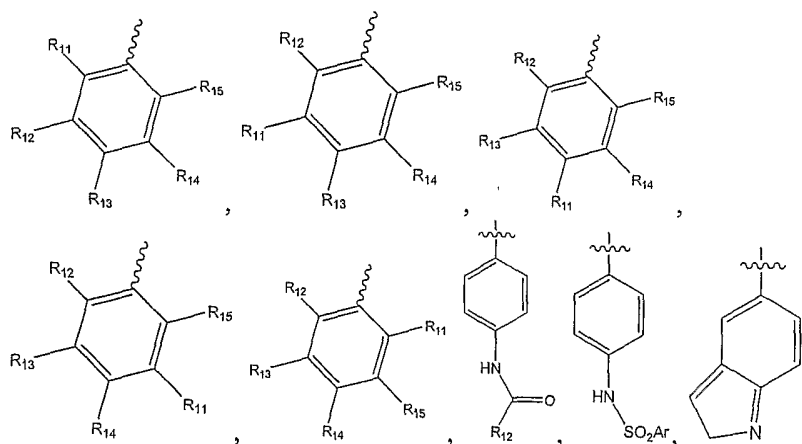
6. A composition comprising the following formula:

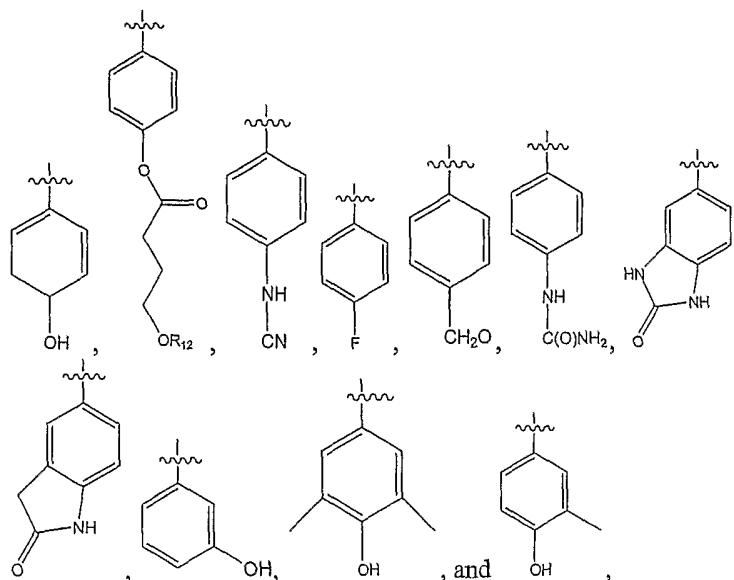


- 5 including both R and S enantiomeric forms and racemic mixtures;
 wherein R1 is a nitrogen atom or a carbon atom;
 wherein R2 is selected from H, a hydroxy, an alkoxy, a halo, an amino, a
 lower-alkyl, a substituted-amino, an acetylamino, a hydroxyamino, an
 aliphatic group having 1-8 carbons and 1-20 hydrogens, a substituted aliphatic
 10 group of similar size, a cycloaliphatic group consisting of less than 10 carbons,
 a substituted cycloaliphatic group, an aryl, a heterocyclic, NO₂; SR'; and
 NR'₂, wherein R' is defined as a linear or branched, saturated or unsaturated
 aliphatic chain having at least one carbon; a linear or branched, saturated or
 unsaturated aliphatic chain having at least 2 carbons, and having at least one
 15 hydroxyl subgroup; a linear or branched, saturated or unsaturated aliphatic
 chain having at least 2 carbons, and having at least one thiol subgroup; a linear
 or branched, saturated or unsaturated aliphatic chain having at least 2 carbons,
 wherein said aliphatic chain terminates with an aldehyde subgroup; a linear or
 branched, saturated or unsaturated aliphatic chain having at least 2 carbons,
 20 and having at least one ketone subgroup; a linear or branched, saturated or
 unsaturated aliphatic chain having at least 2 carbons; wherein said aliphatic

chain terminates with a carboxylic acid subgroup; a linear or branched, saturated or unsaturated aliphatic chain having at least 2 carbons, and having at least one amide subgroup; a linear or branched, saturated or unsaturated aliphatic chain having at least 2 carbons, and having at least one acyl group; a
 5 linear or branched, saturated or unsaturated aliphatic chain having at least 2 carbons, and having at least one nitrogen containing moiety; a linear or branched, saturated or unsaturated aliphatic chain having at least 2 carbons, and having at least one amine subgroup; a linear or branched, saturated or unsaturated aliphatic chain having at least 2 carbons, and having at least one
 10 halogen subgroup; a linear or branched, saturated or unsaturated aliphatic chain having at least 2 carbons, and having at least one nitronium subgroup; wherein R3 comprises a chemical moiety comprising a heterocyclic group containing 3 or more carbon atoms; and
 wherein R4 and R5 are separately selected from the group consisting of:
 15 hydrogen; halogen; CH₃; a linear or branched, saturated or unsaturated aliphatic chain having at least 2 carbons; a chemical moiety comprising a halogen; a chemical moiety comprising Sulfur; a chemical moiety comprising Nitrogen; an aromatic chemical moiety; a hydrophilic chemical moiety; and a hydrophobic chemical moiety.

20
 7. The composition of Claim 6, wherein R3 is selected from the group consisting of:





wherein R12, R13, R14 and R15 are selected from the group consisting of:

hydrogen; CH₃; a linear or branched, saturated or unsaturated aliphatic chain

5 having at least 1 carbon; a linear or branched, saturated or unsaturated aliphatic chain having at least 2 carbons, and having at least one hydroxy subgroup; a linear or branched, saturated or unsaturated aliphatic chain having at least 2 carbons, and having at least one thiol subgroup; a linear or branched, saturated or unsaturated aliphatic chain having at least 2 carbons, wherein said

10 aliphatic chain terminates with an aldehyde subgroup; a linear or branched, saturated or unsaturated aliphatic chain having at least 2 carbons, and having at least one ketone subgroup; a linear or branched, saturated or unsaturated aliphatic chain having at least 2 carbons; wherein said aliphatic chain

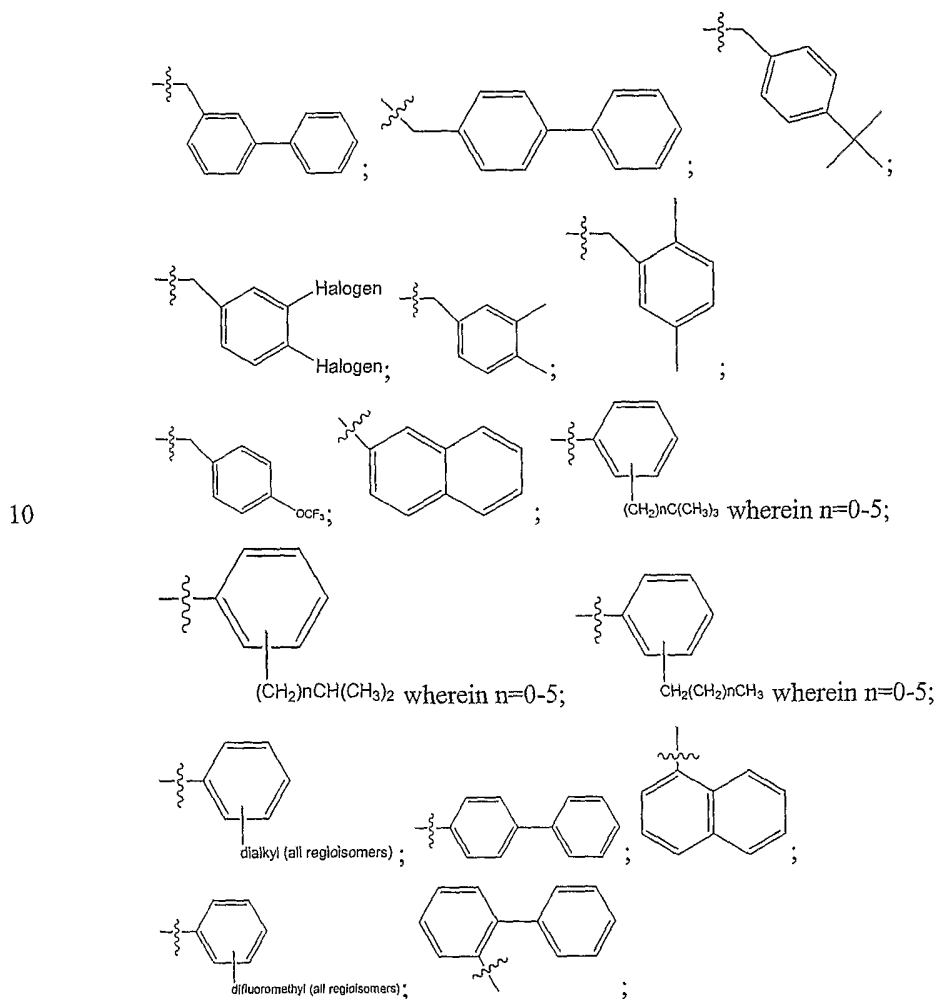
15 terminates with a carboxylic acid subgroup; a linear or branched, saturated or unsaturated aliphatic chain having at least 2 carbons, and having at least one amide subgroup; a linear or branched, saturated or unsaturated aliphatic chain having at least 2 carbons, and having at least one acyl group; a linear or branched, saturated or unsaturated aliphatic chain having at least 2 carbons, and having at least one nitrogen containing moiety; a linear or branched,

20 saturated or unsaturated aliphatic chain having at least 2 carbons, and having at least one amine subgroup; a linear or branched, saturated or unsaturated aliphatic chain having at least 2 carbons, and having at least one ether

subgroup; a linear or branched, saturated or unsaturated aliphatic chain having at least 2 carbons, and having at least one halogen subgroup; a linear or branched, saturated or unsaturated aliphatic chain having at least 2 carbons, and having at least one nitronium subgroup; and R1 is OH.

5

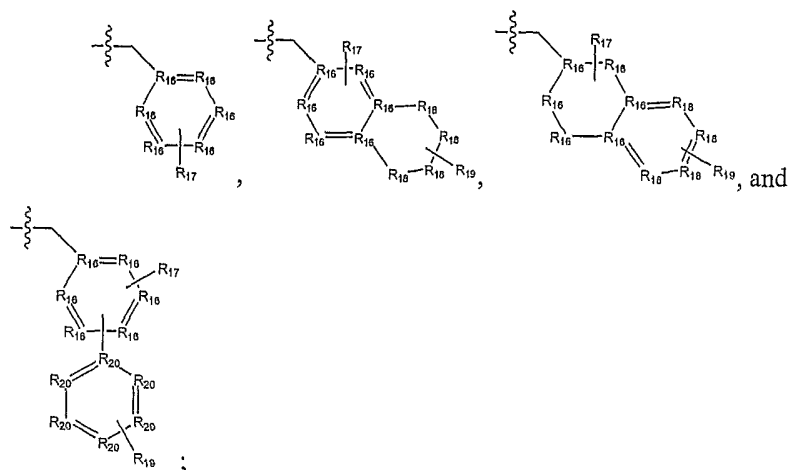
8. The composition of Claim 6, wherein R4 or R5 are selected from group consisting of: naphthalanine; phenol; 1-Napthalenol; 2-Napthalenol;



quinolines, and all aromatic regioisomers.

15

9. The composition of Claim 6, wherein R4 or R5 is selected from the group consisting of:



wherein R16 is carbon or nitrogen;

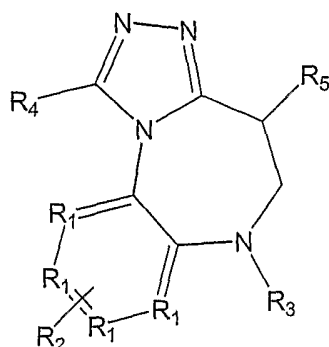
wherein R17 is selected from the group consisting of hydrogen; halogen; CH₃;
 5 a linear or branched, saturated or unsaturated aliphatic chain having at least 2
 carbons; a chemical moiety comprising a halogen; a chemical moiety
 comprising Sulfur; a chemical moiety comprising Nitrogen; an aromatic
 chemical moiety; a hydrophilic chemical moiety; and a hydrophobic chemical
 moiety;

10 wherein R18 is carbon or nitrogen;

wherein R19 is selected from the group consisting of hydrogen; halogen; CH₃;
 a linear or branched, saturated or unsaturated aliphatic chain having at least 2
 carbons; a chemical moiety comprising a halogen; a chemical moiety
 comprising Sulfur; a chemical moiety comprising Nitrogen; an aromatic
 15 chemical moiety; a hydrophilic chemical moiety; and a hydrophobic chemical
 moiety; and

wherein R20 is carbon or nitrogen.

10. A composition comprising the following formula:



including both R and S enantiomeric forms and racemic mixtures;

wherein R1 is carbon or nitrogen;

wherein R2 is selected from H, a hydroxy, an alkoxy, a halogen, an amino, a
 5 lower-alkyl, a substituted-amino, an acetylamino, a hydroxyamino, an
 aliphatic group having 1-8 carbons and 1-20 hydrogens, a substituted aliphatic
 group of similar size, a cycloaliphatic group consisting of less than 10 carbons,
 a substituted cycloaliphatic group, an aryl, a heterocyclic, NO₂; SR'; and
 NR'₂, wherein R' is defined as a linear or branched, saturated or unsaturated
 10 aliphatic chain having at least one carbon; a linear or branched, saturated or
 unsaturated aliphatic chain having at least 2 carbons, and having at least one
 hydroxyl subgroup; a linear or branched, saturated or unsaturated aliphatic
 chain having at least 2 carbons, and having at least one thiol subgroup; a linear
 or branched, saturated or unsaturated aliphatic chain having at least 2 carbons,
 15 wherein said aliphatic chain terminates with an aldehyde subgroup; a linear or
 branched, saturated or unsaturated aliphatic chain having at least 2 carbons,
 and having at least one ketone subgroup; a linear or branched, saturated or
 unsaturated aliphatic chain having at least 2 carbons; wherein said aliphatic
 chain terminates with a carboxylic acid subgroup; a linear or branched,
 20 saturated or unsaturated aliphatic chain having at least 2 carbons, and having
 at least one amide subgroup; a linear or branched, saturated or unsaturated
 aliphatic chain having at least 2 carbons, and having at least one acyl group; a
 linear or branched, saturated or unsaturated aliphatic chain having at least 2
 carbons, and having at least one nitrogen containing moiety; a linear or
 25 branched, saturated or unsaturated aliphatic chain having at least 2 carbons,
 and having at least one amine subgroup; a linear or branched, saturated or

unsaturated aliphatic chain having at least 2 carbons, and having at least one halogen subgroup; a linear or branched, saturated or unsaturated aliphatic chain having at least 2 carbons, and having at least one nitronium subgroup; wherein R3 comprises a chemical moiety comprising a heterocyclic group containing 3 or more carbon atoms;

5

wherein R4 is selected from the group consisting of: hydrogen; halogen; CH₃; a linear or branched, saturated or unsaturated aliphatic chain having at least 2 carbons; a chemical moiety comprising a halogen; a chemical moiety comprising Sulfur; a chemical moiety comprising Nitrogen; an aromatic chemical moiety; a hydrophilic chemical moiety; and a hydrophobic chemical moiety; and

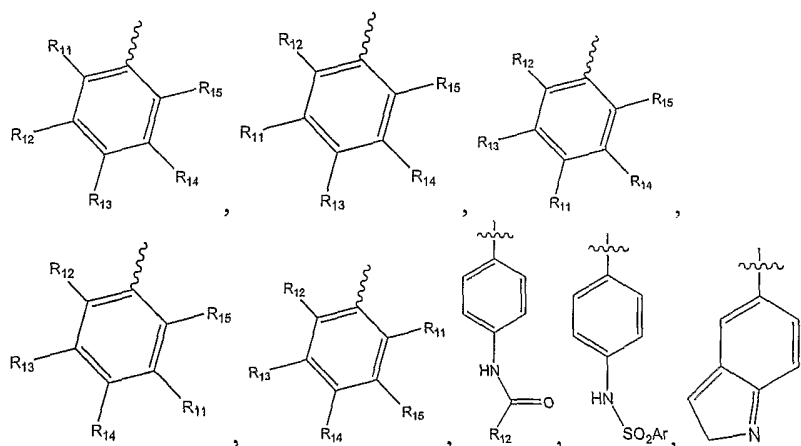
10

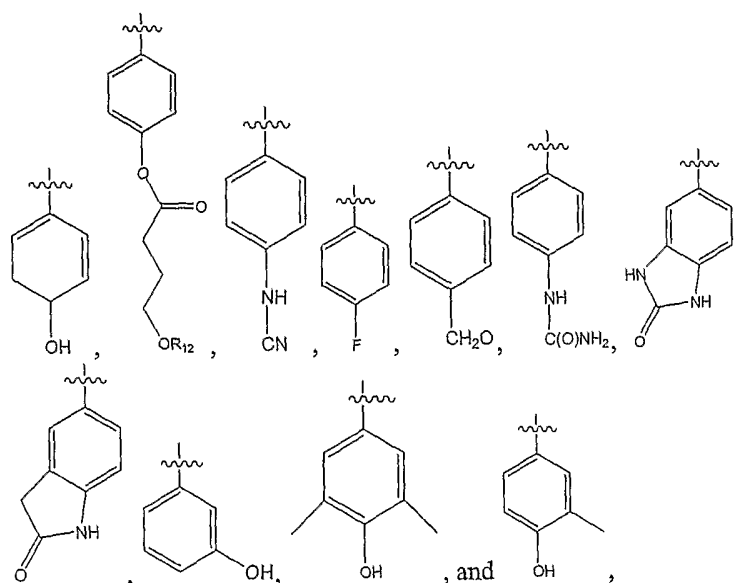
wherein R5 is selected from the group consisting of: hydrogen; halogen; CH₃; a linear or branched, saturated or unsaturated aliphatic chain having at least 2 carbons; a chemical moiety comprising a halogen; a chemical moiety comprising Sulfur; a chemical moiety comprising Nitrogen; an aromatic chemical moiety; a hydrophilic chemical moiety; and a hydrophobic chemical moiety.

15

11. The composition of Claim 10, wherein R3 is selected from the group consisting of:

20





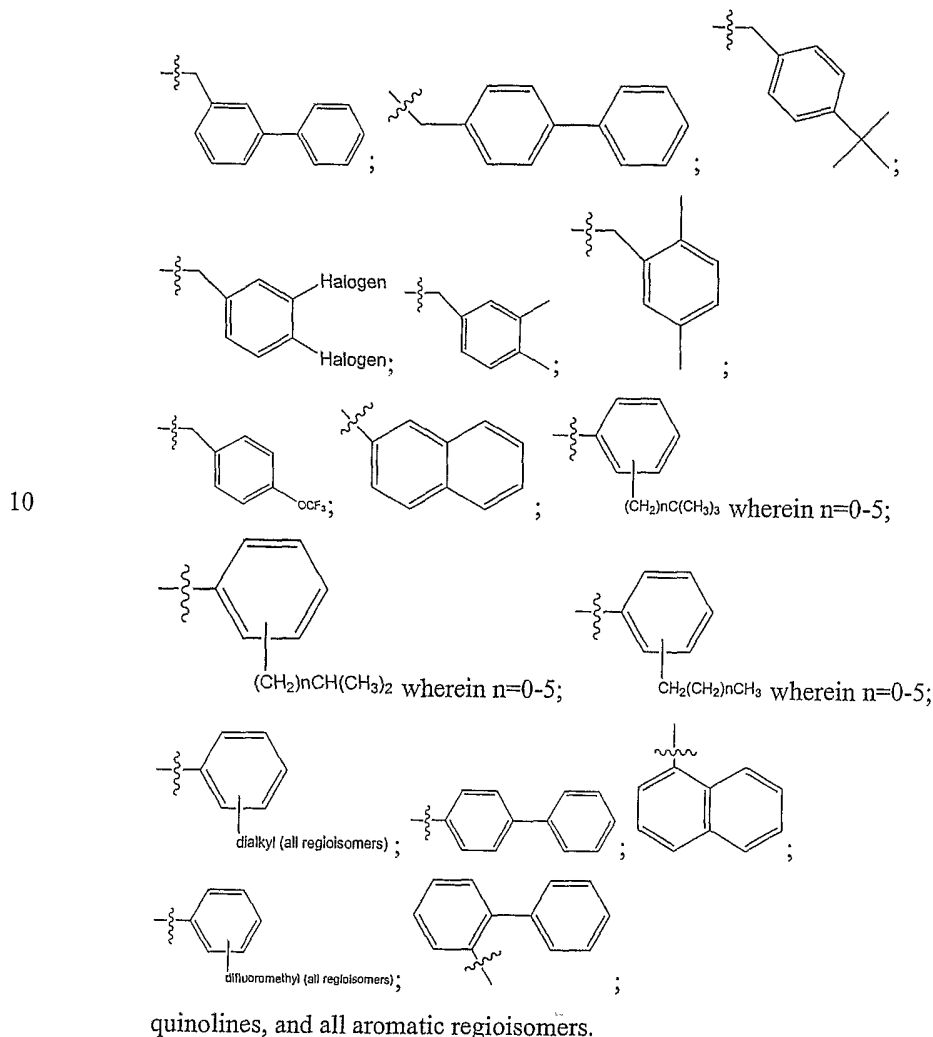
wherein R12, R13, R14 and R15 are selected from the group consisting of:

- hydrogen; CH₃; a linear or branched, saturated or unsaturated aliphatic chain
 5 having at least 1 carbon; a linear or branched, saturated or unsaturated
 aliphatic chain having at least 2 carbons, and having at least one hydroxy
 subgroup; a linear or branched, saturated or unsaturated aliphatic chain having
 at least 2 carbons, and having at least one thiol subgroup; a linear or branched,
 saturated or unsaturated aliphatic chain having at least 2 carbons, wherein said
 10 aliphatic chain terminates with an aldehyde subgroup; a linear or branched,
 saturated or unsaturated aliphatic chain having at least 2 carbons, and having
 at least one ketone subgroup; a linear or branched, saturated or unsaturated
 aliphatic chain having at least 2 carbons; wherein said aliphatic chain
 terminates with a carboxylic acid subgroup; a linear or branched, saturated or
 15 unsaturated aliphatic chain having at least 2 carbons, and having at least one
 amide subgroup; a linear or branched, saturated or unsaturated aliphatic chain
 having at least 2 carbons, and having at least one acyl group; a linear or
 branched, saturated or unsaturated aliphatic chain having at least 2 carbons,
 and having at least one nitrogen containing moiety; a linear or branched,
 20 saturated or unsaturated aliphatic chain having at least 2 carbons, and having
 at least one amine subgroup; a linear or branched, saturated or unsaturated
 aliphatic chain having at least 2 carbons, and having at least one ether

subgroup; a linear or branched, saturated or unsaturated aliphatic chain having at least 2 carbons, and having at least one halogen subgroup; a linear or branched, saturated or unsaturated aliphatic chain having at least 2 carbons, and having at least one nitronium subgroup; and R11 is OH.

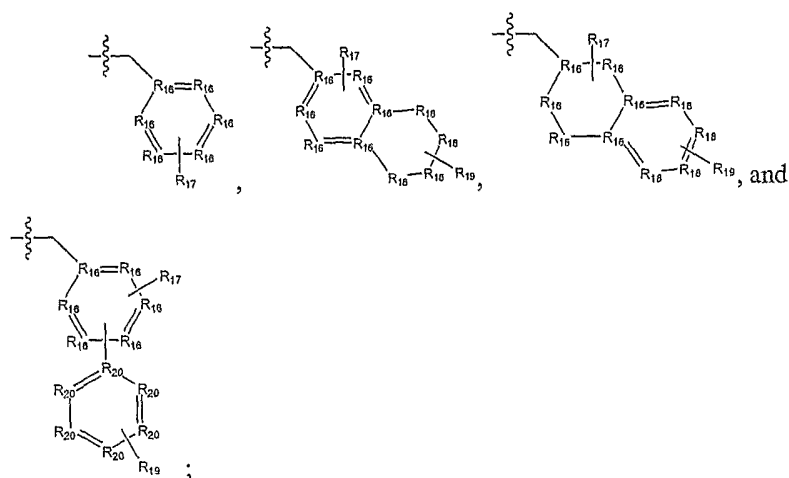
5

12. The composition of Claim 10, wherein R4 or R5 are selected from group consisting of: naphthalanine; phenol; 1-Napthalenol; 2-Napthalenol;



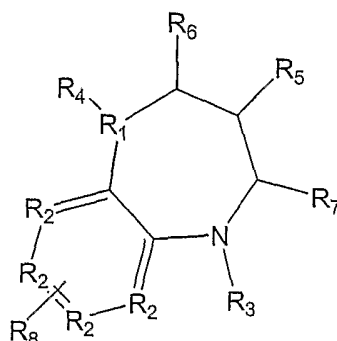
15

13. The composition of Claim 10, wherein R4 or R5 is selected from the group consisting of:



wherein R16 is carbon or nitrogen;
 wherein R17 is selected from the group consisting of hydrogen; halogen; CH₃;
 5 a linear or branched, saturated or unsaturated aliphatic chain having at least 2
 carbons; a chemical moiety comprising a halogen; a chemical moiety
 comprising Sulfur; a chemical moiety comprising Nitrogen; an aromatic
 chemical moiety; a hydrophilic chemical moiety; and a hydrophobic chemical
 moiety;
 10 wherein R18 is carbon or nitrogen;
 wherein R19 is selected from the group consisting of hydrogen; halogen; CH₃;
 a linear or branched, saturated or unsaturated aliphatic chain having at least 2
 carbons; a chemical moiety comprising a halogen; a chemical moiety
 comprising Sulfur; a chemical moiety comprising Nitrogen; an aromatic
 15 chemical moiety; a hydrophilic chemical moiety; and a hydrophobic chemical
 moiety; and
 wherein R20 is carbon or nitrogen.

14. A method for regulating cell death comprising:
 20 a. providing:
 i. target cells having mitochondria;
 ii. a composition comprising the following formula:



including both R and S enantiomeric forms and racemic mixtures;

wherein R1 is a nitrogen atom or a carbon atom;

5 wherein R2 is carbon or nitrogen;

wherein R3 comprises a chemical moiety comprising a heterocyclic group containing 3 or more carbon atoms;

wherein R4 and R5 are separately selected from the group consisting of: hydrogen; halogen; CH₃; a linear or branched, saturated or unsaturated aliphatic chain having at least 2
10 carbons; a chemical moiety comprising a halogen; a chemical moiety comprising Sulfur; a chemical moiety comprising Nitrogen; an aromatic chemical moiety; a hydrophilic chemical moiety; and a hydrophobic chemical moiety;

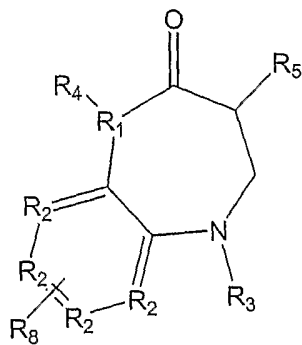
15 wherein R6 is selected from the group consisting of H and a ketone;

wherein R7 is selected from the group consisting of H and a ketone; and

20 wherein R8 is selected from H, a hydroxy, an alkoxy, a halogen, an amino, a lower-alkyl, a substituted-amino, an acetylamino, a hydroxyamino, an aliphatic group having 1-8 carbons and 1-20 hydrogens, a substituted aliphatic group of similar size, a cycloaliphatic group consisting of less than 10 carbons, a substituted cycloaliphatic group, an aryl, a
25 heterocyclic, NO₂; SR'; and NR'₂, wherein R' is defined as a linear or branched, saturated or unsaturated aliphatic chain

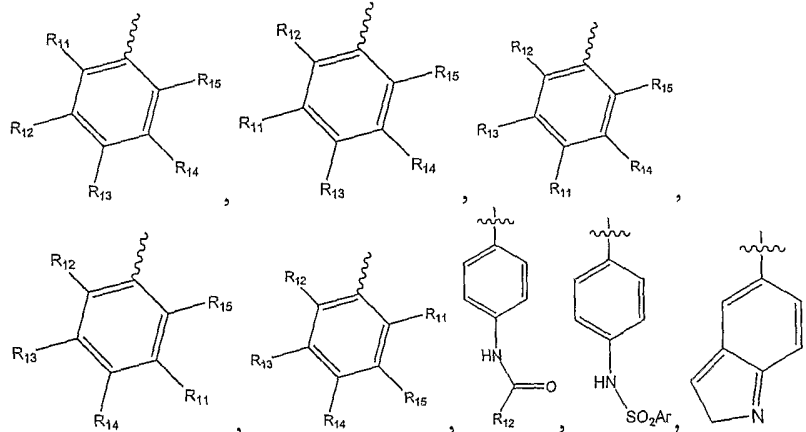
- 5 having at least one carbon; a linear or branched, saturated or unsaturated aliphatic chain having at least 2 carbons, and having at least one hydroxyl subgroup; a linear or branched, saturated or unsaturated aliphatic chain having at least 2 carbons, and having at least one thiol subgroup; a linear or branched, saturated or unsaturated aliphatic chain having at least 2 carbons, wherein said aliphatic chain terminates with an aldehyde subgroup; a linear or branched, saturated or unsaturated aliphatic chain having at least 2 carbons, and having at least one ketone subgroup; a linear or branched, saturated or unsaturated aliphatic chain having at least 2 carbons; wherein said aliphatic chain terminates with a carboxylic acid subgroup; a linear or branched, saturated or unsaturated aliphatic chain having at least 2 carbons, and having at least one amide subgroup; a linear or branched, saturated or unsaturated aliphatic chain having at least 2 carbons, and having at least one acyl group; a linear or branched, saturated or unsaturated aliphatic chain having at least 2 carbons, and having at least one nitrogen containing moiety; a linear or branched, saturated or unsaturated aliphatic chain having at least 2 carbons, and having at least one amine subgroup; a linear or branched, saturated or unsaturated aliphatic chain having at least 2 carbons, and having at least one halogen subgroup; a linear or branched, saturated or unsaturated aliphatic chain having at least 2 carbons, and having at least one nitronium subgroup; and
- 10
- 15
- 20
- 25
- b. exposing said target cells to said composition under conditions such that said exposure results in cell death.
- 30 15. The method of Claim 14, wherein said composition binds to said mitochondria so as to increase superoxide levels or alter cellular ATP levels in said target cells.

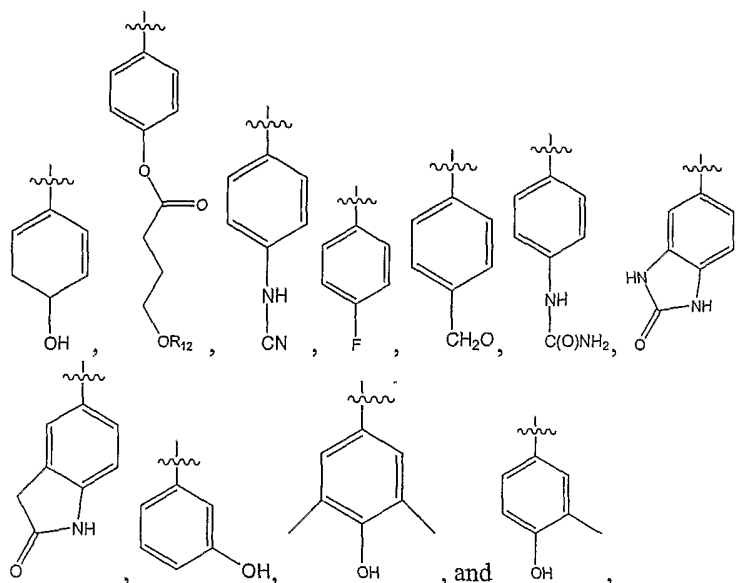
16. The method of Claim 14, wherein said composition comprises the following formula:



5

17. The method of Claim 14, wherein R3 is selected from the group consisting of:





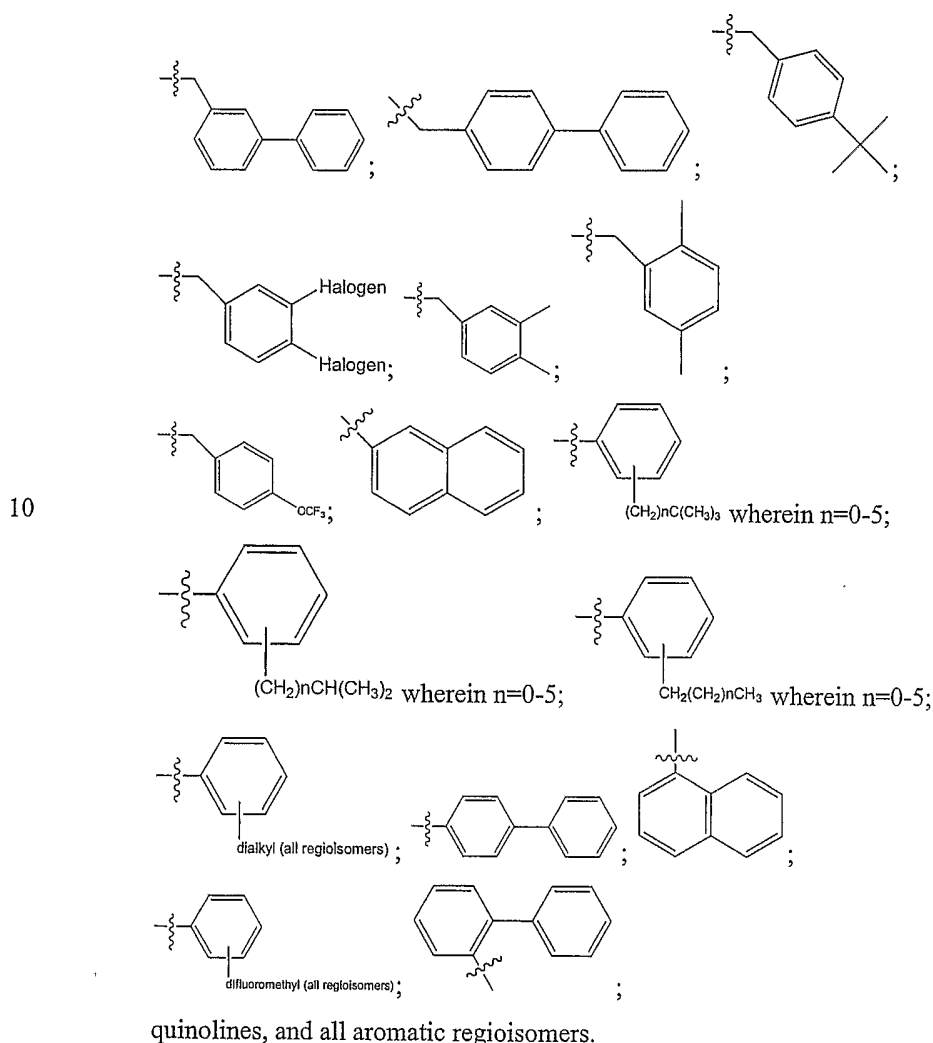
wherein R12, R13, R14 and R15 are selected from the group consisting of:

- 5 hydrogen; CH₃; a linear or branched, saturated or unsaturated aliphatic chain having at least 1 carbon; a linear or branched, saturated or unsaturated aliphatic chain having at least 2 carbons, and having at least one hydroxy subgroup; a linear or branched, saturated or unsaturated aliphatic chain having at least 2 carbons, and having at least one thiol subgroup; a linear or branched, saturated or unsaturated aliphatic chain having at least 2 carbons, wherein said aliphatic chain terminates with an aldehyde subgroup; a linear or branched, saturated or unsaturated aliphatic chain having at least 2 carbons, and having at least one ketone subgroup; a linear or branched, saturated or unsaturated aliphatic chain having at least 2 carbons; wherein said aliphatic chain terminates with a carboxylic acid subgroup; a linear or branched, saturated or unsaturated aliphatic chain having at least 2 carbons, and having at least one amide subgroup; a linear or branched, saturated or unsaturated aliphatic chain having at least 2 carbons, and having at least one acyl group; a linear or branched, saturated or unsaturated aliphatic chain having at least 2 carbons, and having at least one nitrogen containing moiety; a linear or branched, saturated or unsaturated aliphatic chain having at least 2 carbons, and having at least one amine subgroup; a linear or branched, saturated or unsaturated aliphatic chain having at least 2 carbons, and having at least one ether

subgroup; a linear or branched, saturated or unsaturated aliphatic chain having at least 2 carbons, and having at least one halogen subgroup; a linear or branched, saturated or unsaturated aliphatic chain having at least 2 carbons, and having at least one nitronium subgroup; and R11 is OH.

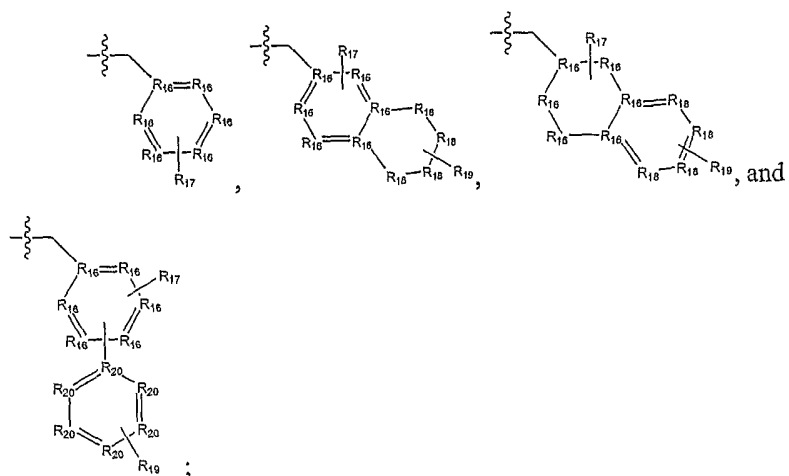
5

18. The method of Claim 14, wherein R4 or R5 are selected from group consisting of: naphthalanine; phenol; 1-Napthalenol; 2-Napthalenol;



15

19. The method of Claim 14, wherein R4 or R5 is selected from the group consisting of:



wherein R16 is carbon or nitrogen;

wherein R17 is selected from the group consisting of hydrogen; halogen; CH₃;

5 a linear or branched, saturated or unsaturated aliphatic chain having at least 2 carbons; a chemical moiety comprising a halogen; a chemical moiety comprising Sulfur; a chemical moiety comprising Nitrogen; an aromatic chemical moiety; a hydrophilic chemical moiety; and a hydrophobic chemical moiety;

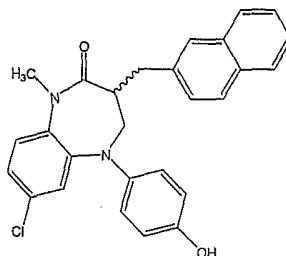
10 wherein R18 is carbon or nitrogen;

wherein R19 is selected from the group consisting of hydrogen; halogen; CH₃;

15 a linear or branched, saturated or unsaturated aliphatic chain having at least 2 carbons; a chemical moiety comprising a halogen; a chemical moiety comprising Sulfur; a chemical moiety comprising Nitrogen; an aromatic chemical moiety; a hydrophilic chemical moiety; and a hydrophobic chemical moiety; and

wherein R20 is carbon or nitrogen.

20. The method of Claim 14, wherein said composition is:



21. The method of Claim 14, wherein said target cells are selected from the group consisting of *in vitro* cells, *in vivo* cells, and *ex vivo* cells.

5

22. The method of Claim 14, wherein said target cells are cancer cells.

23. The method of Claim 14, wherein said target cells are selected from the group consisting of B cells, T cells, transformed cells, and granulocytes.

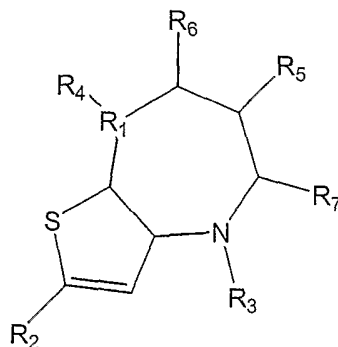
10

24. A method for regulating cell death comprising:

a. providing:

i. target cells having mitochondria;

ii. a composition comprising the following formula:



15

including both R and S enantiomeric forms and racemic mixtures;

wherein R1 is a nitrogen atom or a carbon atom;

wherein R2 is selected from H, a hydroxy, an alkoxy, a halo, an amino, a lower-alkyl, a substituted-amino; an acetylamino, a hydroxyamino, an aliphatic group having 1-8 carbons and 1-20

20

hydrogens, a substituted aliphatic group of similar size, a cycloaliphatic group consisting of less than 10 carbons, a substituted cycloaliphatic group, an aryl, a heterocyclic, NO₂, SR'; and NR'₂, wherein R' is defined as a linear or branched, saturated or unsaturated aliphatic chain having at least one carbon; a linear or branched, saturated or unsaturated aliphatic chain having at least 2 carbons, and having at least one hydroxyl subgroup; a linear or branched, saturated or unsaturated aliphatic chain having at least 2 carbons, and having at least one thiol subgroup; a linear or branched, saturated or unsaturated aliphatic chain having at least 2 carbons, wherein said aliphatic chain terminates with an aldehyde subgroup; a linear or branched, saturated or unsaturated aliphatic chain having at least 2 carbons, and having at least one ketone subgroup; a linear or branched, saturated or unsaturated aliphatic chain having at least 2 carbons; wherein said aliphatic chain terminates with a carboxylic acid subgroup; a linear or branched, saturated or unsaturated aliphatic chain having at least 2 carbons, and having at least one amide subgroup; a linear or branched, saturated or unsaturated aliphatic chain having at least 2 carbons, and having at least one acyl group; a linear or branched, saturated or unsaturated aliphatic chain having at least 2 carbons, and having at least one nitrogen containing moiety; a linear or branched, saturated or unsaturated aliphatic chain having at least 2 carbons, and having at least one amine subgroup; a linear or branched, saturated or unsaturated aliphatic chain having at least 2 carbons, and having at least one halogen subgroup; a linear or branched, saturated or unsaturated aliphatic chain having at least 2 carbons, and having at least one nitronium subgroup;

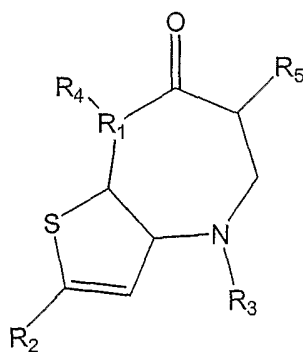
wherein R3 comprises a chemical moiety comprising a
 heterocyclic group containing 3 or more carbon atoms;
 wherein R4 and R5 are separately selected from the group
 consisting of: hydrogen; halogen; CH₃; a linear or branched,
 5 saturated or unsaturated aliphatic chain having at least 2
 carbons; a chemical moiety comprising a halogen; a chemical
 moiety comprising Sulfur; a chemical moiety comprising
 Nitrogen; an aromatic chemical moiety; a hydrophilic chemical
 moiety; and a hydrophobic chemical moiety;
 10 wherein R6 is selected from the group consisting of H and a
 ketone; and
 wherein R7 is selected from the group consisting of H and a
 ketone; and

b. exposing said target cells to said composition under conditions such
 15 that said exposure results in cell death.

25. The method of Claim 24, wherein said composition binds to said mitochondria
 so as to increase superoxide levels or alter cellular ATP levels in said target
 cells.

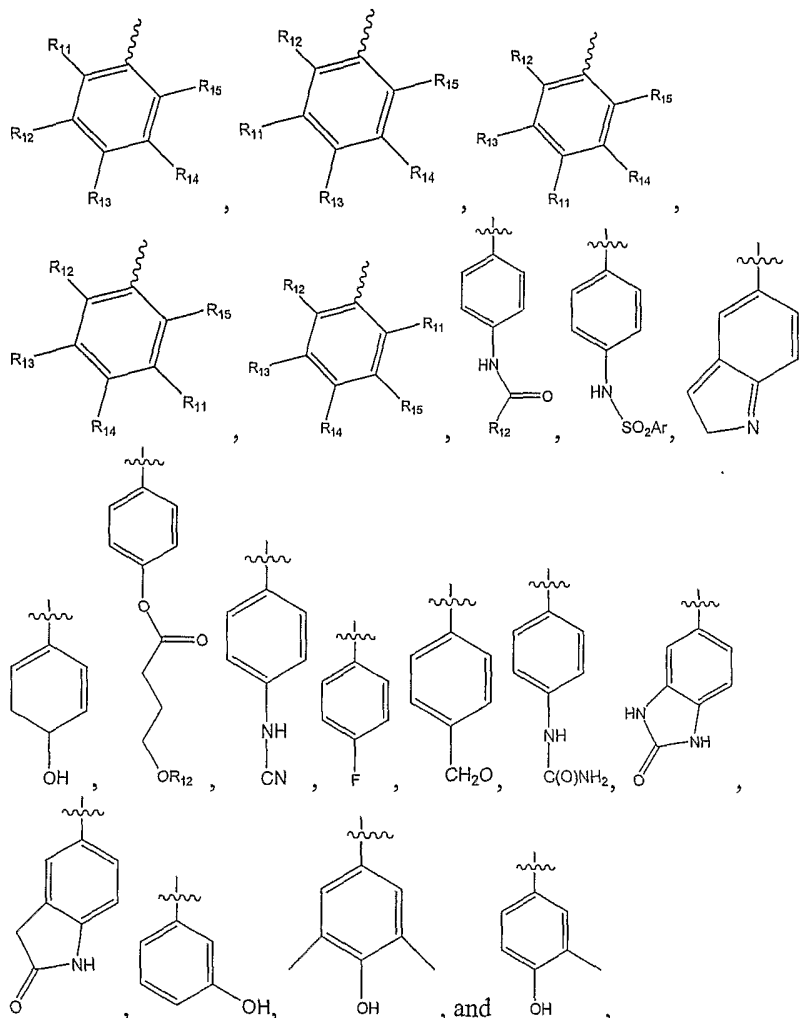
20

26. The method of Claim 24, wherein said composition comprises the following
 formula:



25

27. The method of Claim 24, wherein R3 is selected from the group consisting of:

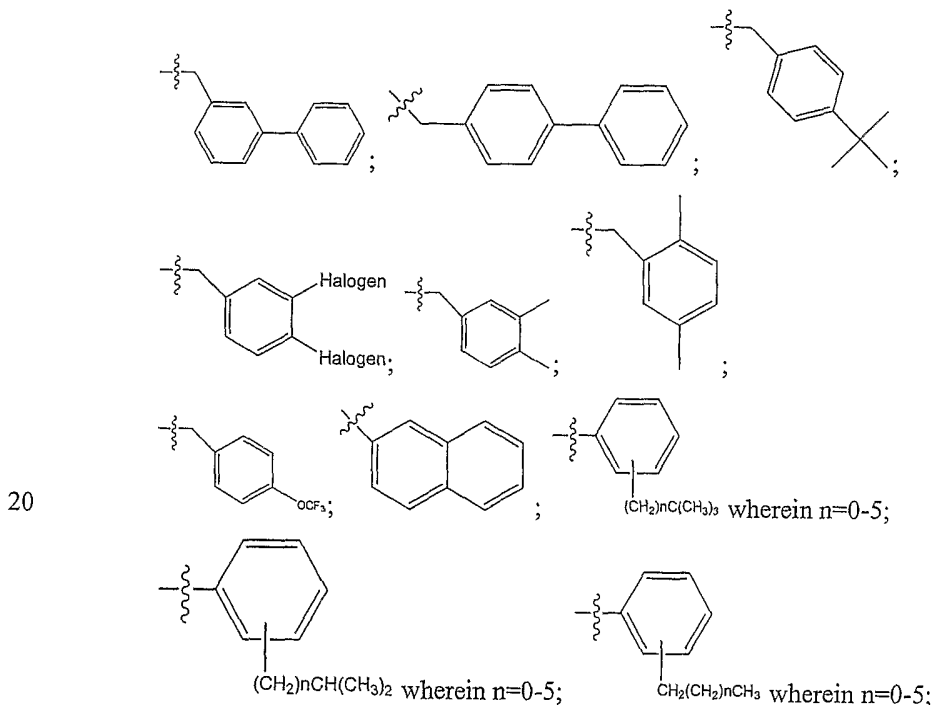


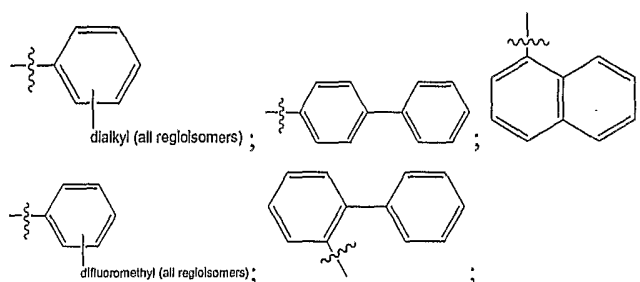
5 wherein R12, R13, R14 and R15 are selected from the group consisting of:
hydrogen; CH₃; a linear or branched, saturated or unsaturated aliphatic chain
having at least 1 carbon; a linear or branched, saturated or unsaturated
aliphatic chain having at least 2 carbons, and having at least one hydroxy
subgroup; a linear or branched, saturated or unsaturated aliphatic chain having
10 at least 2 carbons, and having at least one thiol subgroup; a linear or branched,
saturated or unsaturated aliphatic chain having at least 2 carbons, wherein said
aliphatic chain terminates with an aldehyde subgroup; a linear or branched,
saturated or unsaturated aliphatic chain having at least 2 carbons, and having
at least one ketone subgroup; a linear or branched, saturated or unsaturated

aliphatic chain having at least 2 carbons; wherein said aliphatic chain
 terminates with a carboxylic acid subgroup; a linear or branched, saturated or
 unsaturated aliphatic chain having at least 2 carbons, and having at least one
 amide subgroup; a linear or branched, saturated or unsaturated aliphatic chain
 5 having at least 2 carbons, and having at least one acyl group; a linear or
 branched, saturated or unsaturated aliphatic chain having at least 2 carbons,
 and having at least one nitrogen containing moiety; a linear or branched,
 saturated or unsaturated aliphatic chain having at least 2 carbons, and having
 at least one amine subgroup; a linear or branched, saturated or unsaturated
 10 aliphatic chain having at least 2 carbons, and having at least one ether
 subgroup; a linear or branched, saturated or unsaturated aliphatic chain having
 at least 2 carbons, and having at least one halogen subgroup; a linear or
 branched, saturated or unsaturated aliphatic chain having at least 2 carbons,
 and having at least one nitronium subgroup; and R11 is OH.

15

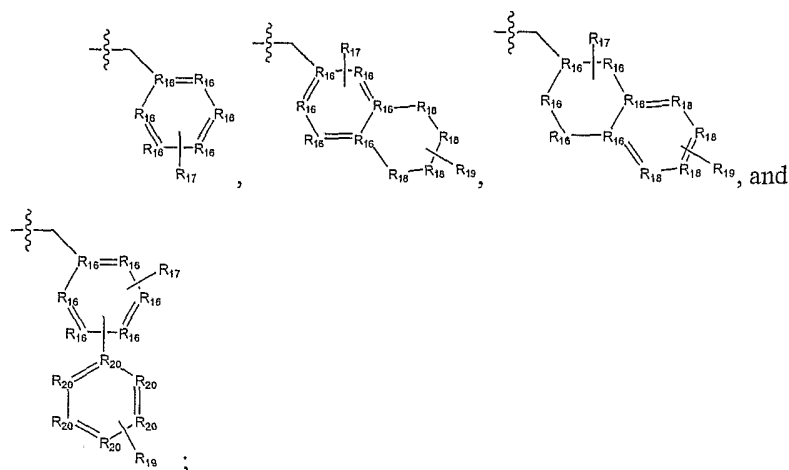
28. The method of Claim 24, wherein R4 or R5 are selected from group consisting
 of: naphthalalanine; phenol; 1-Naphthalenol; 2-Naphthalenol;





quinolines, and all aromatic regioisomers.

- 5 29. The method of Claim 24, wherein R4 or R5 is selected from the group consisting of:



wherein R16 is carbon or nitrogen;

- 10 wherein R17 is selected from the group consisting of hydrogen; halogen; CH₃; a linear or branched, saturated or unsaturated aliphatic chain having at least 2 carbons; a chemical moiety comprising a halogen; a chemical moiety comprising Sulfur; a chemical moiety comprising Nitrogen; an aromatic chemical moiety; a hydrophilic chemical moiety; and a hydrophobic chemical moiety;
- 15

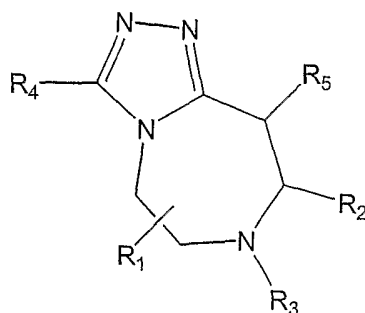
wherein R18 is carbon or nitrogen;

- wherein R19 is selected from the group consisting of hydrogen; halogen; CH₃; a linear or branched, saturated or unsaturated aliphatic chain having at least 2 carbons; a chemical moiety comprising a halogen; a chemical moiety comprising Sulfur; a chemical moiety comprising Nitrogen; an aromatic
- 20

chemical moiety; a hydrophilic chemical moiety; and a hydrophobic chemical moiety; and

wherein R20 is carbon or nitrogen.

- 5 30. The method of Claim 24, wherein said target cells are selected from the group consisting of *in vitro* cells, *in vivo* cells, and *ex vivo* cells.
31. The method of Claim 24, wherein said target cells are cancer cells.
- 10 32. The method of Claim 24, wherein said target cells are selected from the group consisting of B cells, T cells, transformed cells, and granulocytes.
33. A method for regulating cell death comprising:
- a. providing:
- 15 i. target cells having mitochondria;
- ii. a composition comprising the following formula:



including both R and S enantiomeric forms and racemic mixtures;

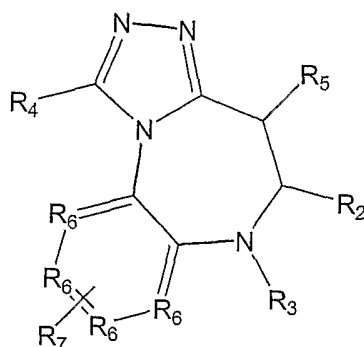
- 20 wherein R1 comprises a chemical moiety comprising a heterocyclic group containing 3 or more carbon atoms;
- wherein R2 is selected from the group consisting of H and a ketone;
- wherein R3 comprises a chemical moiety comprising a
- 25 heterocyclic group containing 3 or more carbon atoms; and

wherein R4 and R5 are separately selected from the group consisting of: hydrogen; halogen; CH₃; a linear or branched, saturated or unsaturated aliphatic chain having at least 2 carbons; a chemical moiety comprising a halogen; a chemical moiety comprising Sulfur; a chemical moiety comprising Nitrogen; an aromatic chemical moiety; a hydrophilic chemical moiety; and a hydrophobic chemical moiety; and

- b. exposing said target cells to said composition under conditions such that said exposure results in cell death.

34. The method of Claim 33, wherein said composition binds to said mitochondria so as to increase superoxide levels or alter cellular ATP levels in said target cells.

35. The method of Claim 33, wherein said composition comprises the following formula:



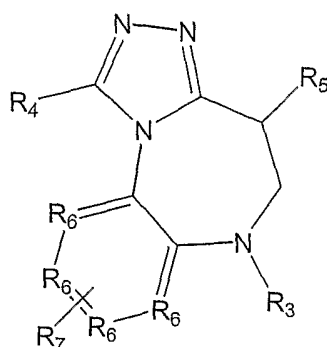
wherein R6 is carbon or nitrogen; and

wherein R7 is selected from H, a hydroxy, an alkoxy, a halogen, an amino, a lower-alkyl, a substituted-amino, an acetylamino, a hydroxyamino, an aliphatic group having 1-8 carbons and 1-20 hydrogens, a substituted aliphatic group of similar size, a cycloaliphatic group consisting of less than 10 carbons, a substituted cycloaliphatic group, an aryl, a heterocyclic, NO₂; SR'; and NR'₂, wherein R' is defined as a linear or branched, saturated or unsaturated aliphatic chain having at least one carbon; a linear or branched, saturated or

5 unsaturated aliphatic chain having at least 2 carbons, and having at least one hydroxyl subgroup; a linear or branched, saturated or unsaturated aliphatic chain having at least 2 carbons, and having at least one thiol subgroup; a linear or branched, saturated or unsaturated aliphatic chain having at least 2 carbons, wherein said aliphatic chain terminates with an aldehyde subgroup; a linear or branched, saturated or unsaturated aliphatic chain having at least 2 carbons, and having at least one ketone subgroup; a linear or branched, saturated or unsaturated aliphatic chain having at least 2 carbons; wherein said aliphatic chain terminates with a carboxylic acid subgroup; a linear or branched,
 10 saturated or unsaturated aliphatic chain having at least 2 carbons, and having at least one amide subgroup; a linear or branched, saturated or unsaturated aliphatic chain having at least 2 carbons, and having at least one acyl group; a linear or branched, saturated or unsaturated aliphatic chain having at least 2 carbons, and having at least one nitrogen containing moiety; a linear or
 15 branched, saturated or unsaturated aliphatic chain having at least 2 carbons, and having at least one amine subgroup; a linear or branched, saturated or unsaturated aliphatic chain having at least 2 carbons, and having at least one halogen subgroup; a linear or branched, saturated or unsaturated aliphatic chain having at least 2 carbons, and having at least one nitronium subgroup.

20

36. The method of Claim 35, wherein said composition comprises the following formula:

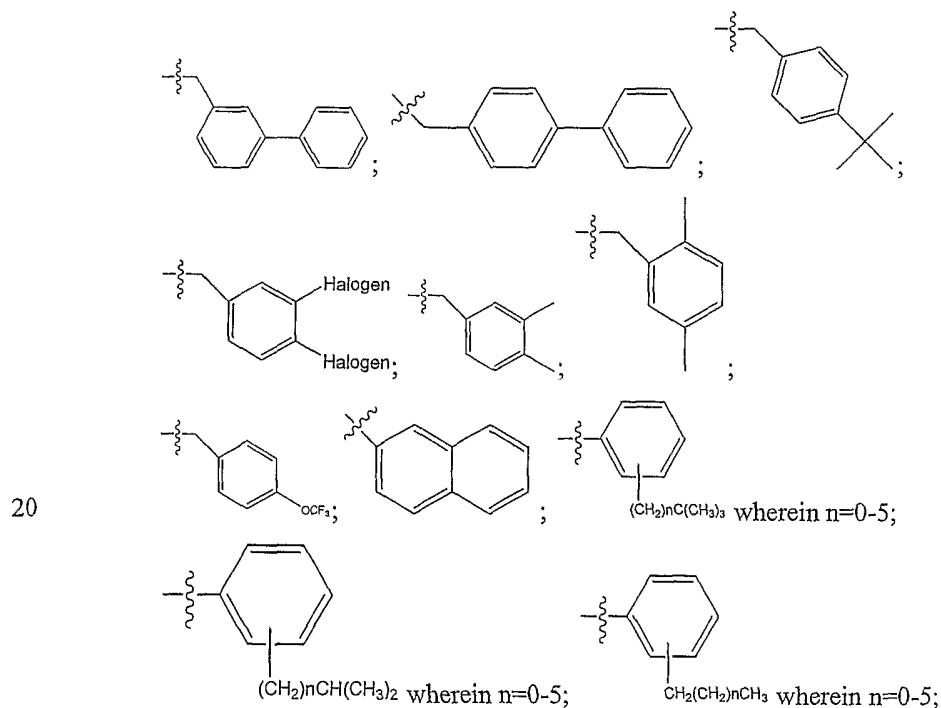


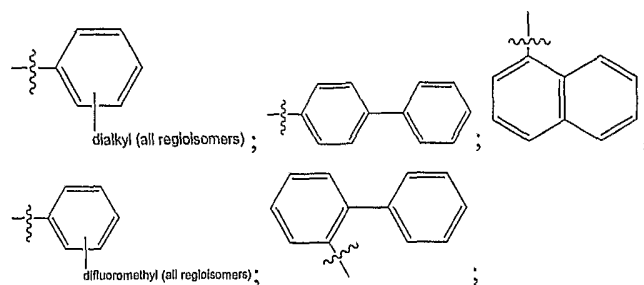
25 37. The method of Claim 33, wherein R3 is selected from the group consisting of:

aliphatic chain having at least 2 carbons; wherein said aliphatic chain
 terminates with a carboxylic acid subgroup; a linear or branched, saturated or
 unsaturated aliphatic chain having at least 2 carbons, and having at least one
 amide subgroup; a linear or branched, saturated or unsaturated aliphatic chain
 5 having at least 2 carbons, and having at least one acyl group; a linear or
 branched, saturated or unsaturated aliphatic chain having at least 2 carbons,
 and having at least one nitrogen containing moiety; a linear or branched,
 saturated or unsaturated aliphatic chain having at least 2 carbons, and having
 at least one amine subgroup; a linear or branched, saturated or unsaturated
 10 aliphatic chain having at least 2 carbons, and having at least one ether
 subgroup; a linear or branched, saturated or unsaturated aliphatic chain having
 at least 2 carbons, and having at least one halogen subgroup; a linear or
 branched, saturated or unsaturated aliphatic chain having at least 2 carbons,
 and having at least one nitronium subgroup; and R11 is OH.

15

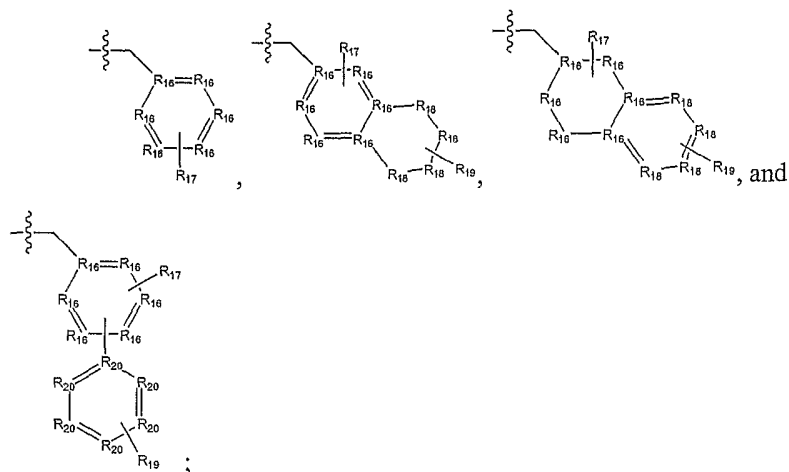
38. The method of Claim 33, wherein R4 or R5 are selected from group consisting
 of: naphthalalanine; phenol; 1-Naphthalenol; 2-Naphthalenol;





quinolines, and all aromatic regioisomers.

- 5 39. The composition of Claim 33, wherein R4 or R5 is selected from the group consisting of:



wherein R16 is carbon or nitrogen;

- 10 wherein R17 is selected from the group consisting of hydrogen; halogen; CH₃; a linear or branched, saturated or unsaturated aliphatic chain having at least 2 carbons; a chemical moiety comprising a halogen; a chemical moiety comprising Sulfur; a chemical moiety comprising Nitrogen; an aromatic chemical moiety; a hydrophilic chemical moiety; and a hydrophobic chemical moiety;

15

wherein R18 is carbon or nitrogen;

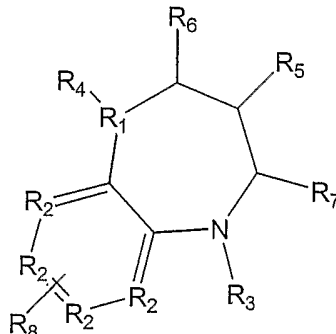
20

wherein R19 is selected from the group consisting of hydrogen; halogen; CH₃; a linear or branched, saturated or unsaturated aliphatic chain having at least 2 carbons; a chemical moiety comprising a halogen; a chemical moiety comprising Sulfur; a chemical moiety comprising Nitrogen; an aromatic

chemical moiety; a hydrophilic chemical moiety; and a hydrophobic chemical moiety; and

wherein R20 is carbon or nitrogen.

- 5 40. The method of Claim 33, wherein said target cells are selected from the group consisting of *in vitro* cells, *in vivo* cells, and *ex vivo* cells.
41. The method of Claim 33, wherein said target cells are cancer cells.
- 10 42. The method of Claim 33, wherein said target cells are selected from the group consisting of B cells, T cells, transformed cells, and granulocytes.
43. A method for regulating cell growth comprising:
- a. providing:
- 15 i. target cells having mitochondria;
- ii. a composition comprising the following formula:



including both R and S enantiomeric forms and racemic mixtures;

- 20 wherein R1 is a nitrogen atom or a carbon atom;
- wherein R2 is carbon or nitrogen;
- wherein R3 comprises a chemical moiety comprising a heterocyclic group containing 3 or more carbon atoms;
- wherein R4 and R5 are separately selected from the group
- 25 consisting of: hydrogen; halogen; CH₃; a linear or branched, saturated or unsaturated aliphatic chain having at least 2

carbons; a chemical moiety comprising a halogen; a chemical moiety comprising Sulfur; a chemical moiety comprising Nitrogen; an aromatic chemical moiety; a hydrophilic chemical moiety; and a hydrophobic chemical moiety;

5 wherein R6 is selected from the group consisting of H and a ketone;

wherein R7 is selected from the group consisting of H and a ketone; and

wherein R8 is selected from H, a hydroxy, an alkoxy, a

10 halogen, an amino, a lower-alkyl, a substituted-amino, an acetylamino, a hydroxyamino, an aliphatic group having 1-8 carbons and 1-20 hydrogens, a substituted aliphatic group of similar size, a cycloaliphatic group consisting of less than 10 carbons, a substituted cycloaliphatic group, an aryl, a

15 heterocyclic, NO₂; SR'; and NR'₂, wherein R' is defined as a linear or branched, saturated or unsaturated aliphatic chain having at least one carbon; a linear or branched, saturated or unsaturated aliphatic chain having at least 2 carbons, and having at least one hydroxyl subgroup; a linear or branched,

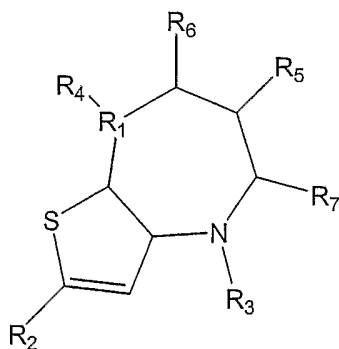
20 saturated or unsaturated aliphatic chain having at least 2 carbons, and having at least one thiol subgroup; a linear or branched, saturated or unsaturated aliphatic chain having at least 2 carbons, wherein said aliphatic chain terminates with an aldehyde subgroup; a linear or branched, saturated or

25 unsaturated aliphatic chain having at least 2 carbons, and having at least one ketone subgroup; a linear or branched, saturated or unsaturated aliphatic chain having at least 2 carbons; wherein said aliphatic chain terminates with a carboxylic acid subgroup; a linear or branched, saturated or

30 unsaturated aliphatic chain having at least 2 carbons, and having at least one amide subgroup; a linear or branched, saturated or unsaturated aliphatic chain having at least 2

- 5 carbons, and having at least one acyl group; a linear or branched, saturated or unsaturated aliphatic chain having at least 2 carbons, and having at least one nitrogen containing moiety; a linear or branched, saturated or unsaturated aliphatic chain having at least 2 carbons, and having at least one amine subgroup; a linear or branched, saturated or unsaturated aliphatic chain having at least 2 carbons, and having at least one halogen subgroup; a linear or branched, saturated or unsaturated aliphatic chain having at least 2 carbons, and having at least one nitronium subgroup; and
- 10 b. exposing said target cells to said composition under conditions such that said exposure results in cell growth.

44. A method for regulating cell growth comprising:
- 15 a. providing:
- i. target cells having mitochondria;
 - ii. a composition comprising the following formula:



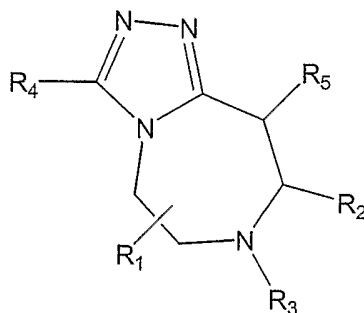
- 20 including both R and S enantiomeric forms and racemic mixtures;
- wherein R1 is a nitrogen atom or a carbon atom;
- wherein R2 is selected from H, a hydroxy, an alkoxy, a halo, an amino, a lower-alkyl, a substituted-amino, an acetylamino, a hydroxyamino, an aliphatic group having 1-8 carbons and 1-20 hydrogens, a substituted aliphatic group of similar size, a
- 25

cycloaliphatic group consisting of less than 10 carbons, a substituted cycloaliphatic group, an aryl, a heterocyclic, NO₂; SR'; and NR'₂, wherein R' is defined as a linear or branched, saturated or unsaturated aliphatic chain having at least one carbon; a linear or branched, saturated or unsaturated aliphatic chain having at least 2 carbons, and having at least one hydroxyl subgroup; a linear or branched, saturated or unsaturated aliphatic chain having at least 2 carbons, and having at least one thiol subgroup; a linear or branched, saturated or unsaturated aliphatic chain having at least 2 carbons, wherein said aliphatic chain terminates with an aldehyde subgroup; a linear or branched, saturated or unsaturated aliphatic chain having at least 2 carbons, and having at least one ketone subgroup; a linear or branched, saturated or unsaturated aliphatic chain having at least 2 carbons; wherein said aliphatic chain terminates with a carboxylic acid subgroup; a linear or branched, saturated or unsaturated aliphatic chain having at least 2 carbons, and having at least one amide subgroup; a linear or branched, saturated or unsaturated aliphatic chain having at least 2 carbons, and having at least one acyl group; a linear or branched, saturated or unsaturated aliphatic chain having at least 2 carbons, and having at least one nitrogen containing moiety; a linear or branched, saturated or unsaturated aliphatic chain having at least 2 carbons, and having at least one amine subgroup; a linear or branched, saturated or unsaturated aliphatic chain having at least 2 carbons, and having at least one halogen subgroup; a linear or branched, saturated or unsaturated aliphatic chain having at least 2 carbons, and having at least one nitronium subgroup;

wherein R₃ comprises a chemical moiety comprising a heterocyclic group containing 3 or more carbon atoms;

- wherein R4 and R5 are separately selected from the group consisting of: hydrogen; halogen; CH₃; a linear or branched, saturated or unsaturated aliphatic chain having at least 2 carbons; a chemical moiety comprising a halogen; a chemical moiety comprising Sulfur; a chemical moiety comprising Nitrogen; an aromatic chemical moiety; a hydrophilic chemical moiety; and a hydrophobic chemical moiety;
- wherein R6 is selected from the group consisting of H and a ketone; and
- wherein R7 is selected from the group consisting of H and a ketone; and
- b. exposing said target cells to said composition under conditions such that said exposure results in cell growth.

45. A method for regulating cell growth comprising:
- a. providing:
- i. target cells having mitochondria;
 - ii. a composition comprising the following formula:



- including both R and S enantiomeric forms and racemic mixtures;
- wherein R1 comprises a chemical moiety comprising a heterocyclic group containing 3 or more carbon atoms;
- wherein R2 is selected from the group consisting of H and a ketone;

- wherein R3 comprises a chemical moiety comprising a heterocyclic group containing 3 or more carbon atoms; and wherein R4 and R5 are separately selected from the group consisting of: hydrogen; halogen; CH₃; a linear or branched, saturated or unsaturated aliphatic chain having at least 2 carbons; a chemical moiety comprising a halogen; a chemical moiety comprising Sulfur; a chemical moiety comprising Nitrogen; an aromatic chemical moiety; a hydrophilic chemical moiety; and a hydrophobic chemical moiety; and
- 5
- 10 b. exposing said target cells to said composition under conditions such that said exposure results in cell growth.

Figure 1.

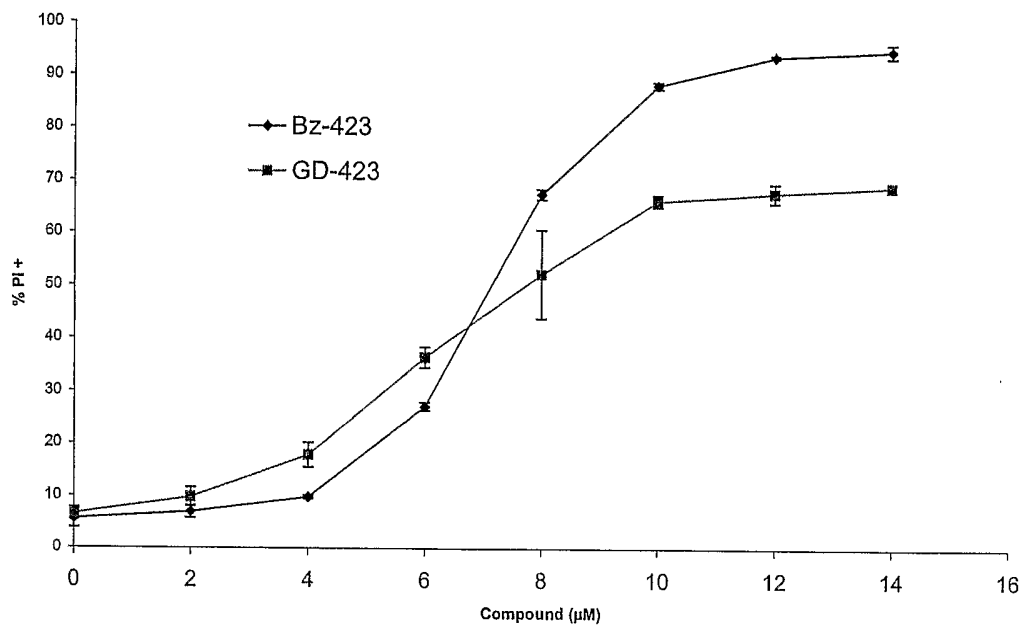
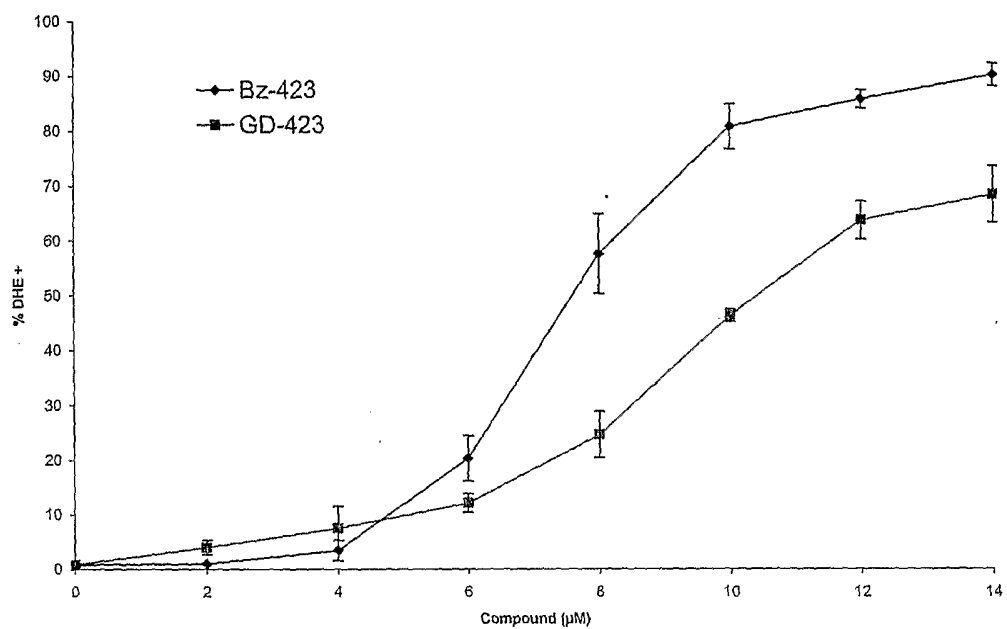


Figure 2.



INTERNATIONAL SEARCH REPORT

International application No.

PCT/US06/00442

A. CLASSIFICATION OF SUBJECT MATTER
 IPC: A61K 31/55(2006.01);A61K 9/48(2006.01);A61K 9/20(2006.01)
 USPC: 514/212.07,212.08,252.12,253.05,253.06;544/358,363;424/451,464
 According to International Patent Classification (IPC) or to both national classification and IPC

B. FIELDS SEARCHED
 Minimum documentation searched (classification system followed by classification symbols)
 U.S. : 514/212.07,212.08,252.12,253.05,253.06; 544/358,363; 424/451,464
 Documentation searched other than minimum documentation to the extent that such documents are included in the fields searched

Electronic data base consulted during the international search (name of data base and, where practicable, search terms used)
 Please See Continuation Sheet

C. DOCUMENTS CONSIDERED TO BE RELEVANT

Category *	Citation of document, with indication, where appropriate, of the relevant passages	Relevant to claim No.
Y	EP 349 949 (FUJISAWA PHARM. CO. LTD.) 01 October 1990 (10.01.1990), page 2, lines 5-50 and page 9, lines 20-45.	1-45
Y	WO 99/29347 (LABORATOIRES UPSA) 17 June 1999 (17.06.1999), abstract and page 4, lines 5-15.	1-45

Further documents are listed in the continuation of Box C. See patent family annex.

* Special categories of cited documents:	
"A" document defining the general state of the art which is not considered to be of particular relevance	"T" later document published after the international filing date or priority date and not in conflict with the application but cited to understand the principle or theory underlying the invention
"B" earlier application or patent published on or after the international filing date	"X" document of particular relevance; the claimed invention cannot be considered novel or cannot be considered to involve an inventive step when the document is taken alone
"L" document which may throw doubts on priority claim(s) or which is cited to establish the publication date of another citation or other special reason (as specified)	"Y" document of particular relevance; the claimed invention cannot be considered to involve an inventive step when the document is combined with one or more other such documents, such combination being obvious to a person skilled in the art
"O" document referring to an oral disclosure, use, exhibition or other means	"&" document member of the same patent family
"P" document published prior to the international filing date but later than the priority date claimed	

Date of the actual completion of the international search 12 April 2006 (12.04.2006)	Date of mailing of the international search report 12 MAY 2006
Name and mailing address of the ISA/US Mail Stop PCT, Attn: ISA/US Commissioner for Patents P.O. Box 1450 Alexandria, Virginia 22313-1450 Facsimile No. (571) 273-3201	Authorized officer Devesh Khare <i>Valerie Bell-Harris</i> Telephone No. (571) 272-1600 <i>fr</i>

INTERNATIONAL SEARCH REPORT

International application No.

PCT/US06/00442

Continuation of B. FIELDS SEARCHED Item 3:

CAS online, EAST. Search terms used: benzodiazepine derivatives and treatment of autoimmune, cell death, inflammations and hyperproliferation.