

W. M. BROOKS,
METER SEAL.
APPLICATION FILED MAR. 23, 1917.

1,237,289.

Patented Aug. 21, 1917.

Fig. 1.

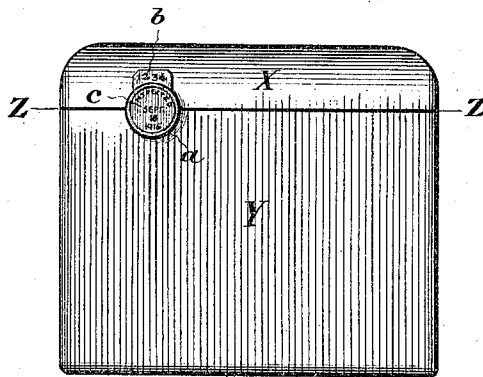


Fig. 2.

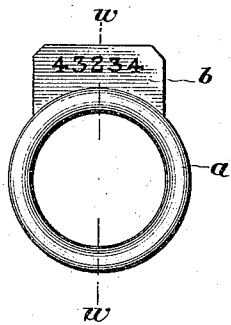
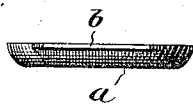


Fig. 3.



Fig. 4.



Inventor:
Wm. Mudge Brooks
By *Wm. M. Lamb*
Att.

UNITED STATES PATENT OFFICE.

WINFRED MUDGE BROOKS, OF EAST ORANGE, NEW JERSEY, ASSIGNOR TO E. J. BROOKS & CO., OF NEW YORK, N. Y., A CORPORATION OF NEW YORK.

METER-SEAL.

1,237,289.

Specification of Letters Patent.

Patented Aug. 21, 1917.

Application filed March 23, 1917. Serial No. 156,823.

To all whom it may concern:

Be it known that I, WINFRED MUDGE BROOKS, a citizen of the United States of America, and a resident of East Orange, in the State of New Jersey, have invented certain new and useful Improvements in Meter-Seals, of which the following is a specification.

This invention relates to seals adapted to secure meters and similar instruments within their metallic cases against unauthorized tampering.

The object of the invention is to provide a simple and efficient device adapted to bear a serial number and other appropriate identification marks, which when used with ordinary sealing wax combines with the latter to produce a durable and effective seal not readily injured by ordinary handling.

One sheet of drawings accompanies this specification as part thereof in which like reference characters refer to like parts throughout. Figure 1 represents a meter or other instrument casing sealed by this improved seal; Fig. 2 shows a face view of the seal before use; Fig. 3 is a sectional side view taken on the line *w-w* of Fig. 2; Fig. 4 is a top view of the seal.

Referring to the drawing, the seal comprises a half hollow ring *a* pressed from sheet metal and a metal tag *b* either integral with the ring or fixedly attached to one side thereof in the plane of the ring and adjacent to the flat side of the same. This tag is flat and adapted to be embossed with a serial number permanently identifying it and the ring. *c* in Fig. 1 represents sealing wax applied to the casing to be sealed within and protected by the ring *a*, *X* represents the top of the casing, *Y* the main body of the casing and *Z-Z* the joint of the casing to be sealed—here shown soldered and sealed.

In operation the top of the casing *X* is soldered to the body *Y* at the joint *Z-Z* and the sealing half-ring *a* is then soldered over the joint *Z-Z*. Sealing wax is then melted and applied within the ring and over the joint *Z-Z* with a suitable die showing date and party applying the seal.

It will be noted that the half ring is identified by the markings on its tag and itself operates to protect the wax seal from accidental injury besides adding strength and additional security to the joint. The term "half ring" as used throughout this specification and in the claims is to be understood as meaning a ring of substantially semi-circular cross section, having one broad surface flat.

The half hollow feature of the ring is not essential but follows the commercially advisable practice of stamping the half ring from sheet metal. The invention does require a half ring with the resultant flattened side adapted to being soldered over the joint to be sealed, and having sufficient thickness to protect the wax seal impressed within it.

Having thus described my invention, I claim:

1. A seal for meters and the like, comprising a metallic half ring of substantially semi-circular cross section having one broad surface flat and also having a projecting metallic tag integral therewith, adapted to be used in combination with sealing wax as and for the purposes specified.

2. A seal for meters comprising a half hollow ring of pressed sheet metal of substantially semi-circular cross section having one broad surface flat and also having a metal tag fixedly attached thereto, adapted to be used in combination with sealing wax as and for the purposes specified.

3. A seal for meters having in combination a half ring of suitable metal, a metallic tag attached to one side thereof adapted to be embossed with a serial number, said ring being adapted to be soldered on its flat side over the joint to be sealed and sealing wax impressed over said joint and within said ring, all substantially as specified.

WINFRED MUDGE BROOKS.

Witnesses:

E. J. BROOKS,
R. W. SNOW.

Copies of this patent may be obtained for five cents each, by addressing the "Commissioner of Patents, Washington, D. C."