

US00D393310S

United States Patent [19]
Russo

[11] **Patent Number:** **Des. 393,310**
[45] **Date of Patent:** ****Apr. 7, 1998**

[54] **GASTROSTOMY TUBE HOLDER**

[76] Inventor: **Ronald D. Russo**, 8 Candleberry Rd.,
Barrington, R.I. 02806

[**] Term: **14 Years**

[21] Appl. No.: **55,398**

[22] Filed: **Jun. 5, 1996**

[51] **LOC (6) Cl.** **24-04**

[52] **U.S. Cl.** **D24/128**

[58] **Field of Search** D24/128; 604/179,
604/180, 304, 307; 128/888

[56] **References Cited**

U.S. PATENT DOCUMENTS

4,578,062	3/1986	Schneider	604/174
4,582,508	4/1986	Pavelka	604/179
4,596,560	6/1986	Simpson	604/174
4,606,736	8/1986	Van De Weghe	D24/128 X
4,666,432	5/1987	McNeish et al.	604/174
4,671,787	6/1987	Widman	604/179
4,738,661	4/1988	Marut	604/179
5,048,512	9/1991	Turner et al.	128/876
5,098,048	3/1992	Chen	D24/128 X
5,304,145	4/1994	Blair	604/179

5,403,285 4/1995 Roberts 604/179
5,496,282 3/1996 Militzer et al. 604/179

Primary Examiner—Stella Reid
Attorney, Agent, or Firm—Wolf, Greenfield & Sacks, P.C.

[57] **CLAIM**

The ornamental design for a gastrostomy tube holder, as shown and described.

DESCRIPTION

FIG. 1 is a front perspective view of a gastrostomy tube holder, showing my new design, the broken line showing of the belt and pull tab is for illustrative purposes only and forms no part of the claimed design;

FIG. 2 is a top plan view thereof;

FIG. 3 is a front elevational view thereof;

FIG. 4 is a left side elevational view thereof;

FIG. 5 is a right side elevational view thereof;

FIG. 6 is a bottom plan view thereof;

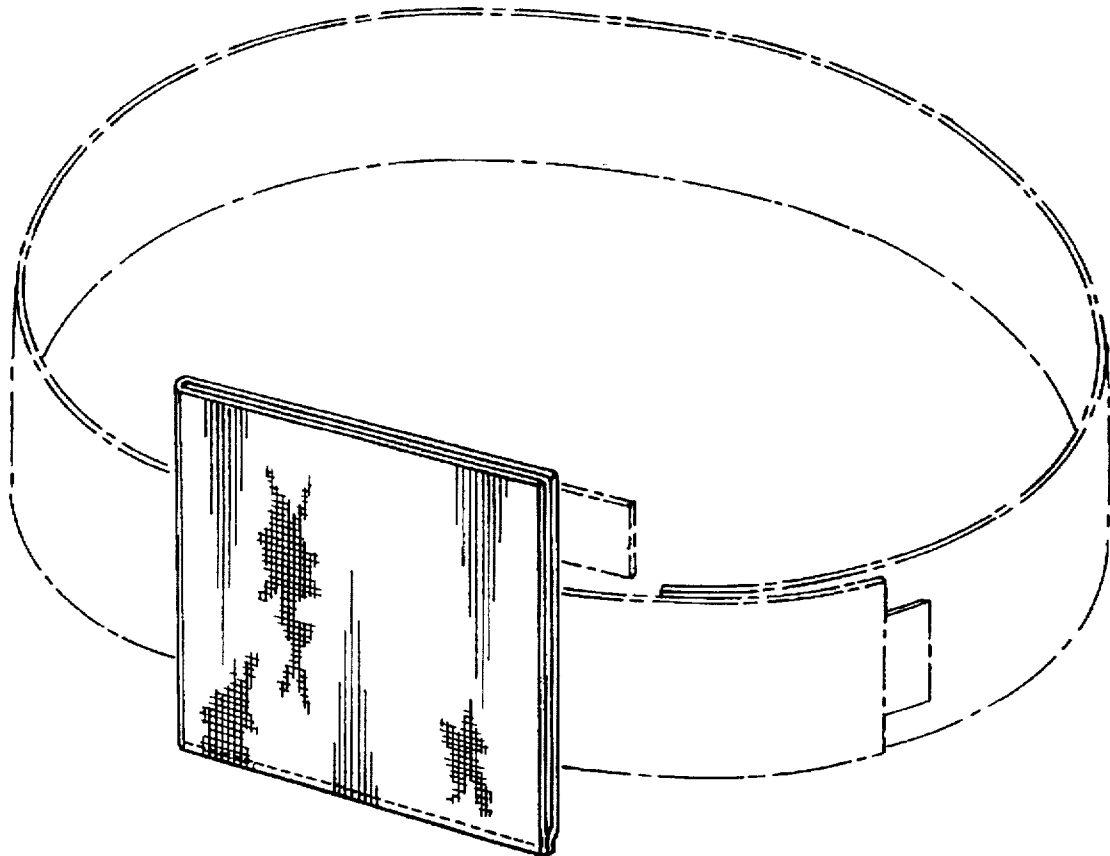
FIG. 7 is a rear elevational view thereof;

FIG. 8 is a perspective view thereof, in open position;

FIG. 9 is a rear elevational view if a second embodiment of the gastrostomy tube holder of FIG. 1, with the only difference residing in the appearance of a slot; and,

FIG. 10 is a perspective view thereof, in open position.

1 Claim, 2 Drawing Sheets



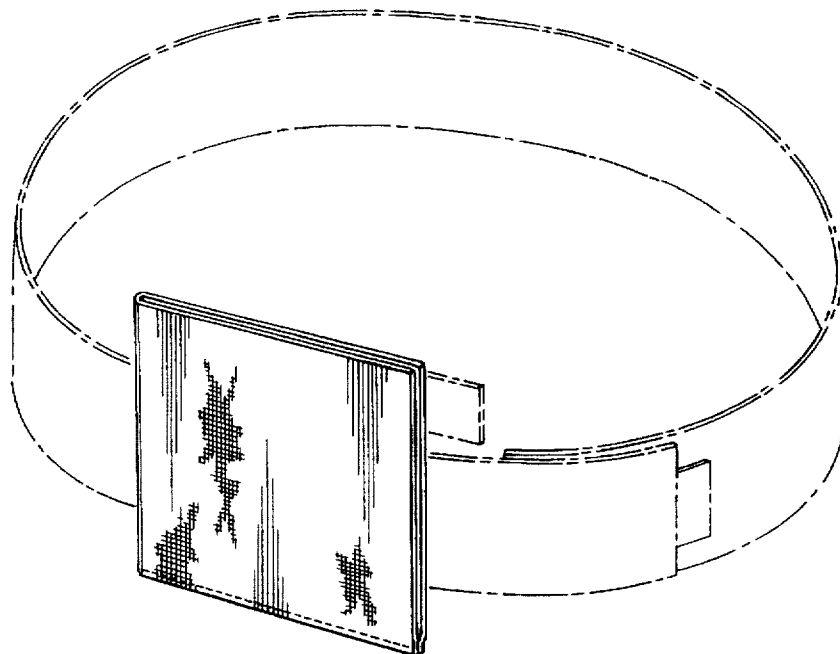


Fig. 1



Fig. 2



Fig. 4

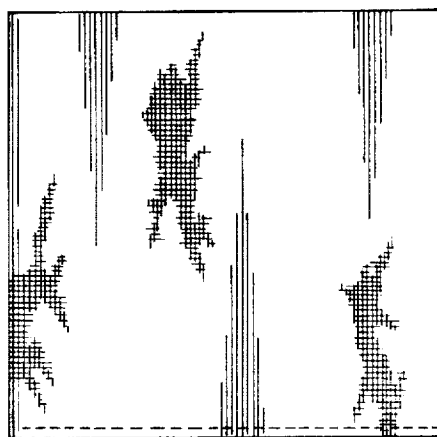


Fig. 3



Fig. 5



Fig. 6

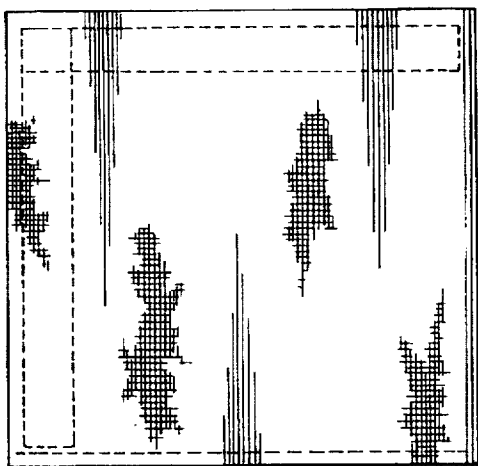


Fig. 7

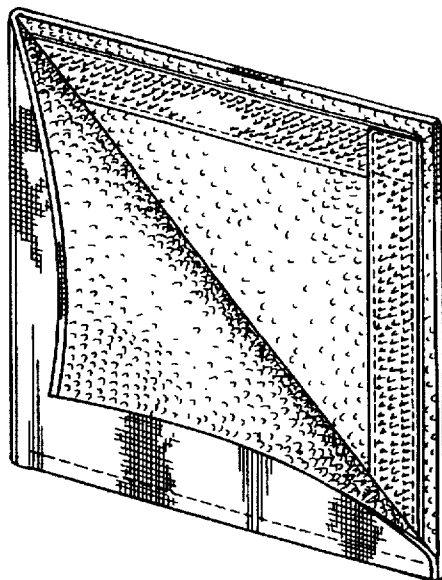


Fig. 8

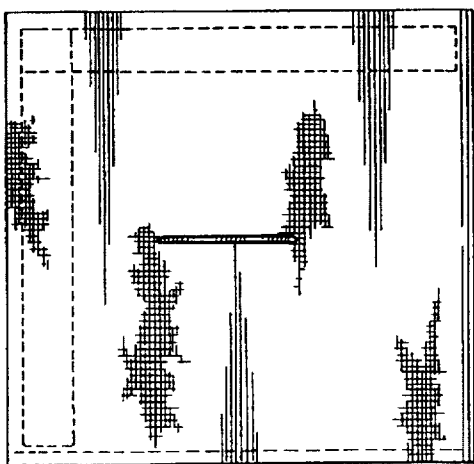


Fig. 9

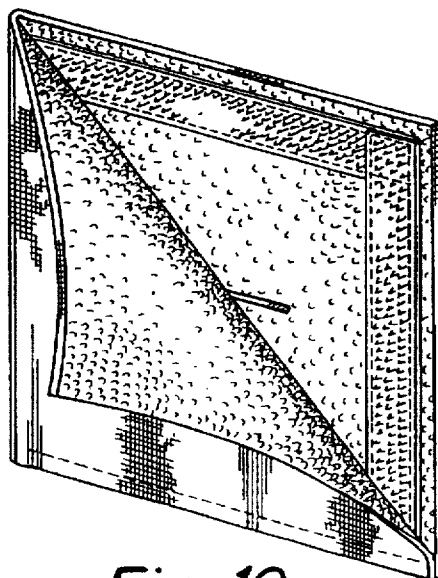


Fig. 10