



US 20050070026A1

(19) **United States**

(12) **Patent Application Publication**  
**Angros**

(10) **Pub. No.: US 2005/0070026 A1**

(43) **Pub. Date: Mar. 31, 2005**

(54) **METHOD OF APPLYING A COATING TO AN ANALYTIC PLATE**

(76) Inventor: **Lee H. Angros**, Bethany, OK (US)

Correspondence Address:

**DUNLAP, CODDING & ROGERS P.C.**

**PO BOX 16370**

**OKLAHOMA CITY, OK 73113 (US)**

(21) Appl. No.: **10/989,785**

(22) Filed: **Nov. 16, 2004**

**Related U.S. Application Data**

(60) Continuation of application No. 10/805,777, filed on Mar. 22, 2004, which is a division of application No. 10/225,412, filed on Aug. 20, 2002, now Pat. No. 6,713,304, which is a continuation-in-part of application No. 09/373,468, filed on Aug. 12, 1999, now

Pat. No. 6,555,384, which is a continuation-in-part of application No. 09/021,077, filed on Feb. 10, 1998, now Pat. No. 5,948,685, and which is a continuation-in-part of application No. PCT/US99/02854, filed on Feb. 9, 1999.

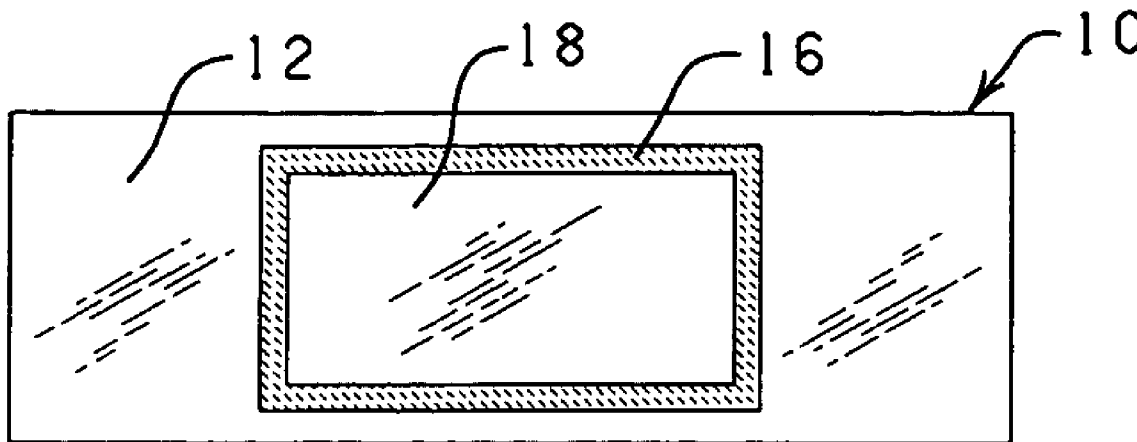
**Publication Classification**

(51) **Int. Cl.<sup>7</sup> ..... G01N 1/00**

(52) **U.S. Cl. .... 436/180; 436/174**

(57) **ABSTRACT**

A method of using an applicator device for applying a coating to an analytic plate. The coating is substantially transparent, translucent or invisible, and is substantially flush with the surface of the analytic plate. The coating is preferably comprised of a polysiloxane, siloxane, silicone, a silane, a silicon fluid, or a combination thereof and optionally an acid.



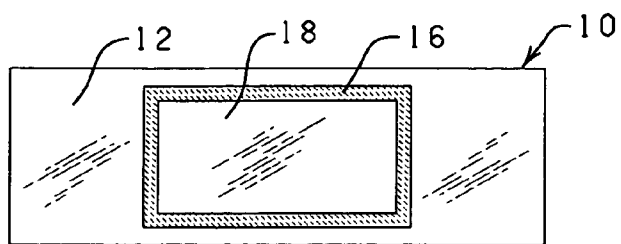


FIG. 1A

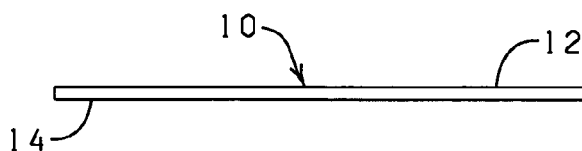


FIG. 1B

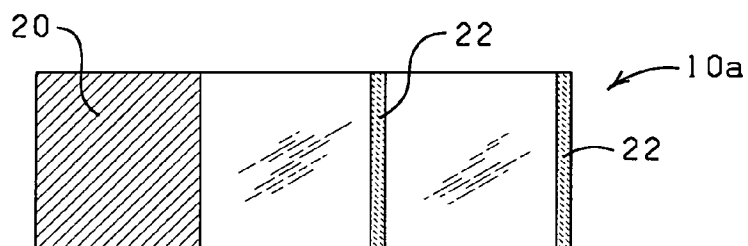


FIG. 2A

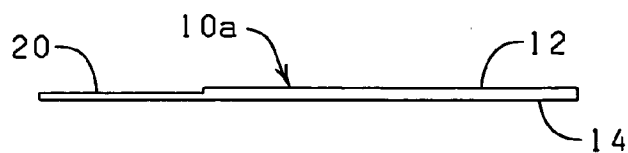


FIG. 2B

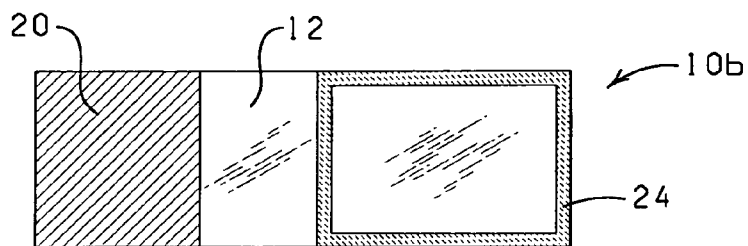


FIG. 3

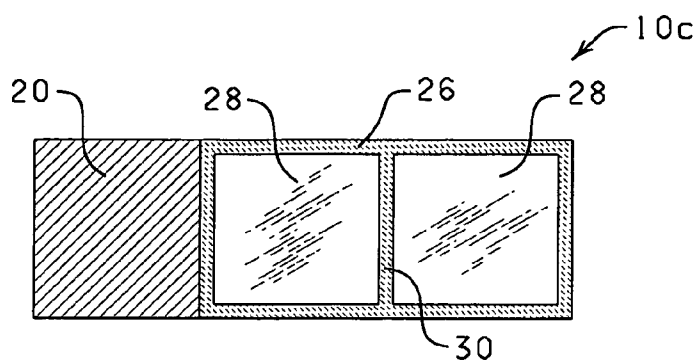


FIG. 4

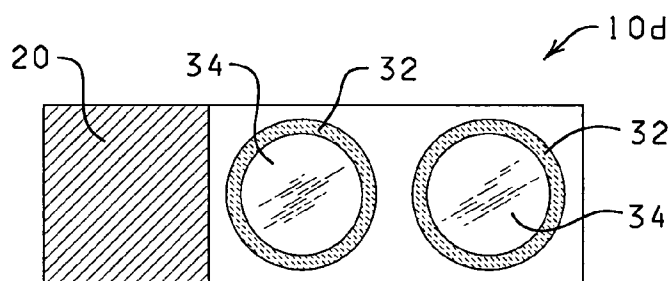


FIG. 5

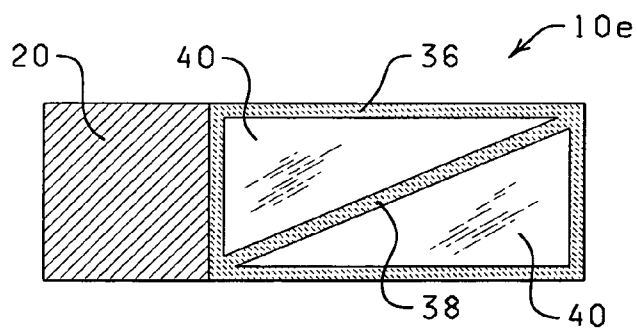


FIG. 6

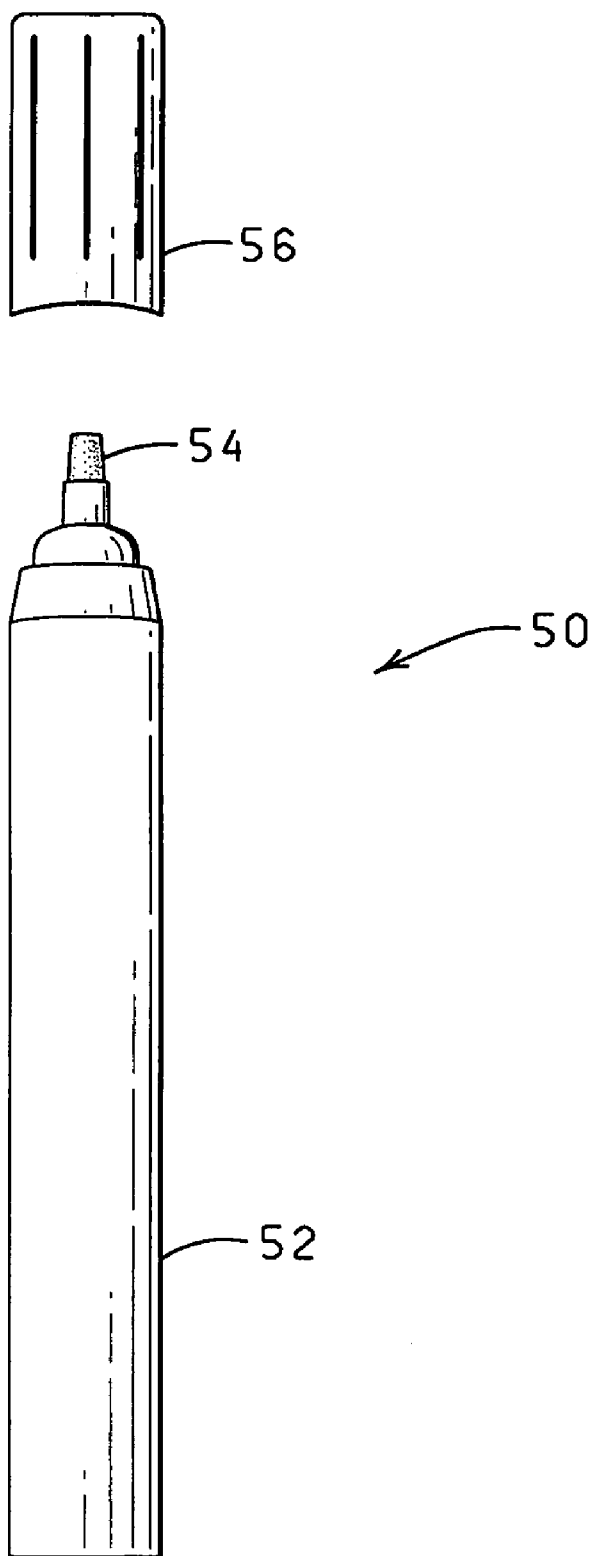


FIG. 2

## METHOD OF APPLYING A COATING TO AN ANALYTIC PLATE

### CROSS-REFERENCE TO RELATED APPLICATIONS

[0001] The present application is a continuation of U.S. Ser. No. 10/805,777, filed Mar. 22, 2004, which is a divisional application of U.S. Ser. No. 10/225,412, filed Aug. 20, 2002, which is a continuation-in-part of U.S. Ser. No. 09/373,468, filed Aug. 12, 1999, now U.S. Pat. No. 6,555,384, which is a continuation-in-part of U.S. Ser. No. 09/021,077, filed Feb. 10, 1998, now U.S. Pat. No. 5,948,685, and which is also a continuation-in-part of International Application No. PCT/US99/02854 filed Feb. 9, 1999. Each of the patents or applications listed above is hereby expressly incorporated by reference herein in its entirety.

### BACKGROUND

[0002] The present invention relates generally to the field of analytic plates such as microscope slides or diagnostic plates and more particularly to such analytic plates having borders thereon.

[0003] Standard microscope slides and diagnostic plates are thin, typically rectangular, sheets of glass, ceramic, or plastic. In use, a sample comprising an aqueous or non-aqueous liquid, liquid reagent, biological fluid and/or biological tissue section(s) is placed upon a portion of the slide or diagnostic glass plate. Before analysis, the sample on the slide or plate may be dried, placed in a fixative, or remain fresh prior to treatment for enhanced visualization by light, electron, or fluorescent microscopy, and/or including gross analysis with the human eye. The sample may be analyzed in its natural state or may need treatment with one or more liquid dyes to enhance visualization. Further treatment with molecular biological techniques may include, for example, treatment by monoclonal, polyclonal antibodies, in-situ hybridization by molecular probes, and/or their liquid detection reagents. During routine analysis or manipulation of a slide or plate, the sample or liquid reagent may spill from the slide, run or migrate onto other portions of the slide, and/or "wick off" if the slide touches another object, thus resulting in a loss of all or part of the liquid sample or reagent. It is desirous to avoid such inadvertent or undesired mixing or contamination of different samples or liquid reagents.

[0004] It is therefore beneficial for the slide or diagnostic plate to have means to confine the sample or liquid used in treating the sample to a specific area on the slide or plate. This has been accomplished previously by creating a slide or plate having one or more depressions, or "wells" therein. Alternatively, a physical barrier or hydrophobic material may be applied to the slide surface in a bordered pattern to confine the liquid applied to the plate within the area surrounded by the border. Such borders may comprise a coating of teflon, paint, wax, paraffin, epoxy resin, or other resinous material, or a paint. Each of these materials results in a border having a thickness resulting in a raised border extending a distance above the surface of the glass, for example, a teflon layer is generally from about 0.001 to about 0.0025 inches high. These raised areas are generally opaque and the end result is a loss of the transparent nature of the slide where the border is applied. In spite of the fact that these raised borders may be somewhat effective in

confining the liquid, there continues to be a need for a slide or plate which achieves confinement of the liquid upon a slide while maintaining transparency of the glass or plate. It is the object of the present invention to provide such a slide.

### SUMMARY OF THE INVENTION

[0005] The present invention contemplates an analytic plate such as a microscope slide or a diagnostic plate having a containment border for inhibiting migration of liquids or liquid samples thereon, wherein the border is substantially transparent and is substantially flush with the surface of the slide or plate and which covers only a portion of the surface of the slide or plate, and a method of making such a plate or slide.

### BRIEF DESCRIPTION OF THE DRAWINGS

[0006] FIG. 1A is a plan view of a microscope slide constructed in accordance with the present invention.

[0007] FIG. 1B is a side view of the slide of FIG. 1A.

[0008] FIG. 2A is a plan view of another version of a microscope slide constructed in accordance with the present invention.

[0009] FIG. 2B is a side view of the slide of FIG. 2A.

[0010] FIG. 3 is a plan view of another version of a microscope slide constructed in accordance with the present invention.

[0011] FIG. 4 is a plan view of another version of a microscope slide constructed in accordance with the present invention.

[0012] FIG. 5 is a plan view of another version of a microscope slide constructed in accordance with the present invention.

[0013] FIG. 6 is a plan view of another version of a microscope slide constructed in accordance with the present invention.

[0014] FIG. 7 is a perspective view of a pen used in accordance with the present invention.

### DETAILED DESCRIPTION OF THE INVENTION

[0015] The present invention contemplates an analytic plate such as a microscope slide or a diagnostic plate having a containment border for inhibiting migration of liquids or liquid samples thereon, wherein the border is substantially transparent and is substantially flush with the surface of the slide or plate and which covers only a portion of the surface of the slide or plate.

[0016] Where used herein, the term "analytic plate" refers to those types of plates such as microscope slides and diagnostic plates which are used, for example, in microscopic analysis or diagnostic analysis or comparison of samples. Analytic plates are generally comprised of glass or plastic (translucent, transparent, or opaque) but may also comprise ceramic materials. The analytic plates contemplated herein can have any shape suitable for use in analytic devices wherein the analytic plate can hold or contain a liquid or sample for analysis. When used herein, the terms, "plate" and "slide" are intended to be interchangeable.

[0017] Referring now to **FIGS. 1A and 1B**, a glass microscope slide having the general reference numeral **10** is shown. The slide **10** has a conventional length, width and thickness as is well known to one of ordinary skill in the art. The slide **10** has an upper surface **12** and a lower surface **14**. Disposed upon a portion of the upper surface **12** is a liquid containment border **16** which in the version of **FIG. 1A** has a rectangular shape. Where used herein the term "liquid containment border" or "containment border" refers to a transparent border which prevents passage of an aqueous or non-aqueous liquid thereacross. The containment border **16** surrounds a containment area **18** of the upper surface **12** of the slide **10**. The containment border **16** forms a liquid barrier about the containment area **18**. When a liquid or liquid sample (not shown) is placed upon the containment area **18** of the slide **10** for analysis, the containment border **16** prevents the spreading, leakage or migration of the liquid or liquid sample from the containment area **18**, thus causing the sample to be retained in a discrete and confined location upon the slide **10**. Where used herein, the term liquid or liquid sample is intended to refer to a liquid material, or a liquid biological sample (e.g., blood, urine, plasma, or cerebrospinal fluid) which is desired to be localized on the slide.

[0018] The coating material which is used to form the containment border **16** comprises a material which when applied to the slide **10** is preferably transparent or clear although it may have a color to indicate its position on the slide or have printed, by one of ordinary skill in the art, on the lower surface **14** and/or upper surface **12** of the slide **10** information (lines or numbers or symbols) indicating the position of the containment border **16** on the upper surface **12**. The containment border **16** forms a molecular layer when dry and therefore is substantially flush (level) with the upper surface **12** of the slide **10**. The containment border **16** is therefore not raised above the upper surface **12** to a degree that is visible to the naked eye. In fact, the containment border **16** preferably has a thickness of less than 0.0001 inch and more preferably less than 0.00001 inch. After the coating material is applied to the slide **10** thereby forming the containment border **16**, the slide **10** is dried. The containment border **16** may be transparent or translucent after application, wherein it may be desired to buff or treat the slide **10** chemically (e.g., by xylene, alcohol, or acetone, or other commonly used laboratory solvents) such that the containment border **16** is preferably rendered clear (transparent) and invisible whereby the containment border **16** leaves the refractive index of the slide **10** unaltered when viewed through a microscope.

[0019] In a preferred embodiment the coating material which forms the containment border **16** is a composition comprising a liquid repellant compound dissolved in a volatile solvent. In a particularly preferred version, the composition comprises an alkyl polysiloxane and a mineral acid mixed with a solvent in a manner well known in the art. Such a mixture is described in U.S. Pat. No. 3,579,540, the specification of which is hereby incorporated herein by reference in its entirety. Other polysiloxanes, siloxanes, silanes, silicones, silicon fluids, and combinations thereof which can permanently or at least substantially permanently bond to a glass surface and function in accordance with the present invention are also contemplated and are well known in the art, and are available commercially for use herein. Although a polysiloxane acid mixture is particularly pre-

ferred, it will be understood by one of ordinary skill in the art that any material which can adhere to the surface of at least one of a glass, plastic or ceramic slide or plate and which forms a substantially non-raised molecular layer as described and claimed herein and is suitable for use in the present invention.

[0020] It is generally necessary to apply a coating material composition comprising at least 1% by weight of the polysiloxane, siloxane, silane, silicone, silicon fluid or combinations thereof to provide a containment border **16** having sufficient liquid repellancy properties for the slide **10** with the containment border **16** thereon to function as contemplated in the present invention herein. More preferably the composition of the coating material comprises at least 2.5%, 5%, 10%, 15%, 20% or 25% of the polysiloxane, the siloxane, the silane, the silicone, the silicon fluid, or combinations thereof.

[0021] The coating material can be applied to the slide **10** in any manner known in the art for applying a liquid to a surface, for example, by brushing, wiping, by using a stamping device, by spraying or by application from a device (such as a pen or pen-like device) filled with the coating material to be applied to the slides or plates (described in more detail below).

[0022] In an alternative method of application of the coating material for the containment border **16**, the slide **10** may be provided with a removable raised layer of a material such as a silicone rubber which is applied as a raised strip on a portion of the upper surface **12** of the slide **10** (not shown). Prior to the application of the liquid or liquid sample for treatment, the raised silicone strip is peeled away from the upper surface **12** of the slide **10**, leaving a residual coating comprising the containment border **16** in accordance with the present invention. After the raised silicone rubber strip has been peeled away leaving the containment border **16**, the slide **10** can be used in accordance with the present invention.

[0023] It is another distinctive characteristic of the present invention that, in a preferred embodiment, after the coating material is applied to the slide **10** to form the containment border **16** and the coating material has dried thereon, the containment border **16** is highly resistant to abrasion and to chemical removal and physical removal by washing, scrubbing, wiping, placement in organic solvents, inorganic solvents, and aqueous solvents. The slide **10** can therefore be used repeatedly without the containment border **16** losing its repellent properties.

[0024] The containment border **16** of the present slide **10** is further distinguished from prior art slides which have teflon borders or other physical barriers because the surface of such prior art slides must be treated before the teflon coating can adhere to the slide (e.g., using an adhesive) thus causing solvents to dissolve the adhesive and the subsequent loss of the border's efficiency due to peeling and/or loss of the liquid confinement integrity of the border. The borders of slides using coatings of teflon, epoxy, or paint are generally opaque and are raised above the surface of the slide, unlike the borders on the slides of the present invention. In the present invention, there is no intervening layer (e.g., an adhesive) between the glass and the coating comprising the containment border **16**. Further, borders of such prior art

slides also suffer from non-specific binding of reagents along their raised edges thereby causing interference with the specimen.

[0025] For example, interference may occur when the reagents used in processing biological samples adhere, are drawn to, or react with these raised borders causing undesirable background staining around the specimen. Additionally, these raised borders cause "pooling" of reagents in the "well" formed by the raised border, making rinsing of reagents more difficult than the non-raised borders of the present invention.

[0026] The present invention also enables the user to coverslip the slides with known manual and automated coverslipping methods without the need to add excess mountant into the space within the raised wells to fill the gaps of "dead air" space resulting from the raised borders. These "dead air" spaces, if not filled with mountant, would have bubbles present under the coverslip, which is undesirable. The substantially non-raised borders of the present invention do not interfere with the placement of the coverslip on the slide nor do they necessitate the addition of mountant beyond the normal amount of mountant necessary for a normal untreated slide to be coverslipped.

[0027] Another advantage of the slide of the present invention relates to the transparent nature of the border. Recent developments in image analysis has advanced specimen scanning to offer a reproducible analysis of specimens on a slide. These instruments automatically or semi-automatically scan the slide to find the specimen and measure variables. The need to maintain the transparent nature of the slide is critical. The camera scans the slides and picks up anything that alters the light path, therefore, it is important that the only object on the slide which alters the light passing through the camera is the specimen itself, not an opaque border that would typically block the entire light path.

[0028] Although the microscope slide of the present invention may consist solely of a slide 10 with the containment border 16 thereon, in some embodiments the slide may further have a distinct marking surface thereon for writing upon or for attaching a label thereto. FIGS. 2A and 2B show such a slide, designated therein by the general reference numeral 10a. The slide 10a has a marking surface 20 which is a "frosted" portion of the slide 10a (i.e., a portion of the slide 10a which has been etched off or abraded). In an alternative version of such a slide, the marking surface 20 may be an opaque epoxy or painted coating. Other means of forming a marking surface will be apparent to one of ordinary skill in the art. FIG. 2A further shows an alternative version of the invention wherein the containment border, designated by the general reference numeral 22 comprises a pair of strips extending from one edge of the slide to another, rather than forming a box pattern as shown in slide 10a.

[0029] FIG. 3 shows a slide 10b which is essentially the same as slide 10a except the containment border is a border 24 which forms an entire "box" on the surface 12 of the slide 10b. FIG. 4 shows an alternative embodiment of the invention, a slide 10c having a containment border 26 which comprises a pair of separate containment areas 28. The separate containment areas 28 can therefore contain separate samples which are prevented from mixing by the portion 30 of the containment border 26 which separates the two

containment areas 28. Although not specifically shown in the figure, the slide 10c may be constructed to comprise a plurality of separate containment areas 28 greater than two for holding a plurality of samples, as will be understood by a person of ordinary skill in the art.

[0030] FIG. 5 shows a slide 10d having a pair of circular containment borders 32 which surround containment areas 34. Alternative versions of slide 10d may have only a single circular containment border 32, or may have a plurality of circular containment borders 32. FIG. 6 shows a slide 10e comprising a containment border 36 having a diagonal border 38 extending thereacross forming a pair of triangle shaped containment areas 40. Alternative versions of the slide 10e may have only a single triangle shaped containment area 40, or may have a plurality of areas 40. Further, it will be understood by a person of ordinary skill in the art that the shapes of the containment areas are not limited only to those shown in the figures herein. The containment areas may have other shapes, such as ovals, stars, ellipses, pentagons, hexagons, trapezoids, or even non-geometric or fanciful shapes. Further, a single slide may have more than one particular shape of containment border disposed thereon, for example, a circle and a box or a pair of circles and a pair of boxes.

[0031] As is evident from the above, each slide contemplated herein has only a portion of its surface having a coating made from the coating material, with the specific purpose for retaining a biological sample upon a discrete and predetermined portion of the slide.

[0032] In an alternative embodiment of the invention, one or more of the microscope slides or plates contemplated herein may be supplied as a kit along with other components used in microscopic analysis of samples. Said other components may comprise stains and reagents commonly used by those of ordinary skill, including but not limited to, stains, dyes, molecular biological reagents including monoclonal and polyclonal antibodies, and molecular probes and their detection reagents, and other aqueous and non-aqueous processing reagents. Examples of aqueous and non-aqueous processing reagents include xylene, toluene, acetone, and other organic and inorganic solvents, and alcohols, biological buffers, and aqueous reagents for use with antibodies, and molecular probes and their detection reagents.

[0033] As noted above, the containment border may be applied via a pen, or pen-like device, an example of which is shown in FIG. 7. The pen is designated by reference number 50 and comprises a body 52 having a reservoir therein (not shown) which contains a quantity of the liquid composition comprising a coating material described elsewhere herein (e.g., polysiloxane). The pen 50 further comprises an applicator end 54, and a cap 56 for inhibiting evaporation of the coating material or drying of the tip 54. The pen 50 or cap 56 may comprise means for clipping, e.g., to a pocket. The applicator end may be a brush, a swab, a rubber tip, or any other device known to one of ordinary skill in the art of applicator pens.

[0034] As contemplated herein, a user can use the pen 50 to custom make his own "bordered slides" having a containment border as described herein. The border applied in such a manner is resistant to removal by organic solvents such as xylene, as described above. In use, the user applies a layer of the coating material, e.g., polysiloxane, to a slide,

allows it to dry, then applies the aqueous or non-aqueous liquid or histological material, or other biological sample, and carries out various processing steps known in the art for analyzing the specimen (e.g., treating with stains and organic solvents). Alternatively, the sample may be applied to the slide before the containment border is applied to the slide, e.g., a list of any tissue sample or any other biological sample that requires air drying before processing. Treatment with organic solvents used in the processing steps has substantially no effect on the durable containment border as claimed herein. The pen applicator of the present invention differs from other pen applicators known in the art (e.g., PAP Pen) because such prior art pens are used only to apply a greasy or oily layer to the slide which is neither resistant to abrasion or rubbing nor resistant to organic solvents, i.e., the layer can be physically wiped or worn off and is not resistant to most organic solvents such as xylene. The containment borders provided by using the pen **50** described herein are resistant to abrasion or to removal by organic solvents. Further, in an especially preferred version of the present invention, the coating material used in the pen **50** does not contain or comprise an oil.

**[0035]** The examples described herein are not intended to limit the scope of the invention. Changes may be made in the construction and the operation of the various components, elements and assemblies described herein or in the steps or the sequence of steps of the methods described herein without departing from the scope of the invention as defined in the following claims.

What is claimed is:

1. A method of applying a coating to an analytic plate comprising:

providing an applicator comprising a pen or pen-like device or a device having a reservoir and an applicator end, the applicator containing a quantity of a polysiloxane, a siloxane, a silane, a silicone, a silicon fluid, or a combination thereof; and

applying the polysiloxane, siloxane, silane, silicone, silicon fluid, or combination thereof to a surface of glass, plastic or ceramic analytic plate by appressing a portion of the applicator to the surface of the glass, plastic or ceramic analytic plate wherein the polysiloxane, siloxane, silane, silicone, silicon fluid, or combination thereof is disposed upon the surface of the glass, plastic or ceramic analytic plate to form a coating thereon and wherein the coating has a thickness of less than 0.0001 inch.

2. The method of claim 1 comprising the additional step of wiping the polysiloxane, siloxane, silane, silicone, silicon fluid or combination thereof upon the surface of the glass, plastic or ceramic analytic plate after the polysiloxane, siloxane, silane, silicone, silicon fluid or combination thereof has been disposed upon the surface of the glass, plastic or ceramic analytic plate.

3. The method of claim 2 comprising the additional step of buffing or treating the glass, plastic or ceramic analytic plate.

4. The method of claim 1 wherein the applicator is a pen or pen-like device.

5. The method of claim 1 wherein the applicator has a reservoir for containing the polysiloxane, siloxane, silane, silicone, silicon fluid, or combination thereof.

6. The method of claim 1 wherein the applicator has an applicator end.

7. The method of claim 1 wherein the polysiloxane, siloxane, silane, silicone, silicon fluid, or combination thereof is a liquid composition.

8. The method of claim 1 wherein the applicator further comprises an acid with the polysiloxane, siloxane, silane, silicone, silicon fluid, or combination thereof.

9. The method of claim 6 wherein the acid is a mineral acid.

10. The method of claim 1 wherein the coating is colorless.

11. The method of claim 1 wherein the coating is transparent, translucent or invisible.

12. The method of claim 1 wherein the coating is transparent and is highly resistant to removal or abrasion.

13. The method of claim 1 wherein the coating is translucent and is highly resistant to removal or abrasion.

14. The method of claim 1 wherein the coating can be treated to be invisible and wherein the invisible coating is highly resistant to removal or abrasion.

15. The method of claim 1 wherein the coating is invisible and is highly resistant to removal or abrasion.

16. The method of claim 1 wherein the coating leaves the refractive index of the analytic plate unaltered when viewed through a microscope when the analytic plate is glass or plastic.

17. The method of claim 1 wherein the coating has a thickness of less than 0.00001 inch.

18. The method of claim 1 wherein the coating has a thickness of a substantially molecular layer.

19. A method of applying a coating to an analytic plate, comprising:

providing an applicator comprising a pen or pen-like device or a device having a reservoir and an applicator end, the applicator containing a quantity of a polysiloxane, siloxane, silane, silicone, silicon fluid, or combination thereof; and

applying the polysiloxane, siloxane, silane, silicone, silicon fluid, or combination thereof to a surface of a glass or plastic analytic plate by appressing the applicator thereto wherein the polysiloxane, siloxane, silane, silicone, silicon fluid, or combination thereof is disposed upon the surface of the glass or plastic analytic plate to form a coating thereon and the coating having a thickness which does not alter the refractive index of the glass or plastic analytic plate when viewed through a microscope and wherein the coating has a thickness of less than 0.0001 inch.

20. The method of claim 19 wherein the applicator is a pen or pen-like device.

21. The method of claim 19 wherein the applicator has a reservoir for containing the polysiloxane, siloxane, silane, silicone, silicon fluid, or combination thereof.

22. The method of claim 19 wherein the applicator has an applicator end.

23. The method of claim 19 wherein the polysiloxane, siloxane, silane, silicone, silicon fluid, or combination thereof is a liquid composition.

24. The method of claim 19 wherein the applicator further comprises an acid with the polysiloxane, siloxane, silane, silicone, silicon fluid, or combination thereof.

25. The method of claim 24 wherein the acid is a mineral acid.

26. The method of claim 19 wherein the coating is colorless.

27. The method of claim 19 wherein the coating is transparent or invisible.

28. The method of claim 19 wherein the coating is transparent and is highly resistant to removal or abrasion.

29. The method of claim 19 wherein the coating can be treated to be invisible and is highly resistant to removal or abrasion.

30. The method of claim 19 wherein the coating is invisible and is highly resistant to removal or abrasion.

31. The method of claim 19 wherein the coating has a thickness of less than 0.00001 inch.

32. The method of claim 19 wherein the coating is highly resistant to removal or abrasion.

33. The method of claim 19 wherein the coating has a thickness of a substantially molecular layer.

34. The method of claim 19 comprising the additional step of wiping the polysiloxane, siloxane, silane, silicone, silicon fluid or combination thereof upon the surface of the glass, plastic or ceramic analytic plate after the polysiloxane, siloxane, silane, silicone, silicon fluid or combination thereof has been disposed upon the surface of the glass, plastic or ceramic analytic plate.

35. The method of claim 19 comprising the additional step of buffing or treating the glass, plastic or ceramic analytic plate.

36. A method of applying a coating to an analytic plate, comprising:

providing an applicator comprising a pen or pen-like device or a device having a reservoir and an applicator end, the applicator containing a quantity of a polysiloxane, siloxane, silane, silicone, silicon fluid, or combination thereof; and

applying the polysiloxane, siloxane, silane, silicone, silicon fluid, or combination thereof to a surface of a glass or plastic analytic plate by appressing the applicator thereto wherein the polysiloxane, siloxane, silane, silicone, silicon fluid, or combination thereof is disposed upon the surface of the analytic plate to form a coating thereon and the coating having a thickness which does not alter the refractive index of the glass or plastic analytic plate when viewed through a microscope and wherein the coating is highly resistant to removal or abrasion and wherein the coating has a thickness of less than 0.0001 inch.

37. The method of claim 36 comprising the additional step of wiping the polysiloxane, siloxane, silane, silicone, silicon fluid or combination thereof upon the surface of the glass, plastic or ceramic analytic plate after the polysiloxane, siloxane, silane, silicone, silicon fluid or combination thereof has been disposed upon the surface of the glass, plastic or ceramic analytic plate.

38. The method of claim 36 comprising the additional step of buffing or treating the glass, plastic or ceramic analytic plate.

39. The method of claim 36 wherein the applicator is a pen or pen-like device.

40. The method of claim 36 wherein the applicator has a reservoir for containing the polysiloxane, siloxane, silane, silicone, silicon fluid, or combination thereof.

41. The method of claim 36 wherein the applicator has an applicator end.

42. The method of claim 36 wherein the polysiloxane, siloxane, silane, silicone, silicon fluid, or combination thereof is a liquid composition.

43. The method of claim 36 wherein the applicator further comprises an acid with the polysiloxane, siloxane, silane, silicone, silicon fluid, or combination thereof.

44. The method of claim 43 wherein the acid is a mineral acid.

45. The method of claim 36 wherein the coating is colorless.

46. The method of claim 36 wherein the coating is transparent, translucent or invisible.

47. The method of claim 36 wherein the coating has a thickness of less than 0.00001 inch.

48. The method of claim 36 wherein the coating has a thickness of a substantially molecular layer.

49. A method of applying a coating to an analytic plate, comprising:

providing an applicator comprising a pen or pen-like device or a device having a reservoir and an applicator end, the applicator containing a quantity of a polysiloxane, siloxane, silane, silicone, silicon fluid, or combination thereof; and

applying the polysiloxane, siloxane, silane, silicone, silicon fluid, or combination thereof to a surface of a glass, plastic or ceramic analytic plate by appressing the applicator thereto wherein the polysiloxane, siloxane, silane, silicone, silicon fluid, or combination thereof is disposed upon the surface of the analytic plate to form a coating having a thickness of less than 0.00001 inch.

50. The method of claim 49 comprising the additional step of wiping the polysiloxane, siloxane, silane, silicone, silicon fluid or combination thereof upon the surface of the glass, plastic or ceramic analytic plate after the polysiloxane, siloxane, silane, silicone, silicon fluid or combination thereof has been disposed upon the surface of the glass, plastic or ceramic analytic plate.

51. The method of claim 49 comprising the additional step of buffing or treating the glass, plastic or ceramic analytic plate.

52. The method of claim 49 wherein the applicator is a pen or pen-like device.

53. The method of claim 49 wherein the applicator has a reservoir for containing the polysiloxane, siloxane, silane, silicone, silicon fluid, or combination thereof.

54. The method of claim 49 wherein the applicator has an applicator end.

55. The method of claim 49 wherein the polysiloxane, siloxane, silane, silicone, silicon fluid, or combination thereof is a liquid composition.

56. The method of claim 49 wherein the applicator further comprises an acid with the polysiloxane, siloxane, silane, silicone, silicon fluid, or combination thereof.

57. The method of claim 56 wherein the acid is a mineral acid.

58. The method of claim 49 wherein the coating is colorless.

59. The method of claim 49 wherein the coating is transparent, translucent or invisible.

60. The method of claim 49 wherein the coating is transparent and is highly resistant to removal or abrasion.

61. The method of claim 49 wherein the coating is translucent and is highly resistant to removal or abrasion.

62. The method of claim 49 wherein the coating can be treated to be invisible and is highly resistant to removal or abrasion.

63. The method of claim 49 wherein the coating is invisible and is highly resistant to removal or abrasion.

64. The method of claim 49 wherein the coating has a thickness of a substantially molecular layer.

65. A method of applying a coating to an analytic plate, comprising:

providing an applicator comprising a pen or pen-like device or a device having a reservoir and an applicator end, the applicator containing a quantity of a polysiloxane, siloxane, silane, silicone, silicon fluid, or combination thereof; and

applying the polysiloxane, siloxane, silane, silicone, silicon fluid, or combination thereof to a surface of a glass, plastic or ceramic analytic plate by appressing the applicator thereto wherein the polysiloxane, siloxane, silane, silicone, silicon fluid, or combination thereof is disposed upon the surface of the analytic plate to form a coating having a thickness of less than 0.0001 inch and which is highly resistant to removal or abrasion.

66. The method of claim 65 comprising the additional step of wiping the polysiloxane, siloxane, silane, silicone, silicon fluid or combination thereof upon the surface of the glass, plastic or ceramic analytic plate after the polysiloxane, siloxane, silane, silicone, silicon fluid or combination thereof has been disposed upon the surface of the glass, plastic or ceramic analytic plate.

67. The method of claim 65 comprising the additional step of buffing or treating the glass, plastic or ceramic analytic plate.

68. The method of claim 65 wherein the applicator is a pen or pen-like device.

69. The method of claim 65 wherein the applicator has a reservoir for containing the polysiloxane, siloxane, silane, silicone, silicon fluid, or combination thereof.

70. The method of claim 65 wherein the applicator has an applicator end.

71. The method of claim 65 wherein the polysiloxane, siloxane, silane, silicone, silicon fluid, or combination thereof is a liquid composition.

72. The method of claim 65 wherein the applicator further comprises an acid with the polysiloxane, siloxane, silane, silicone, silicon fluid, or combination thereof.

73. The method of claim 72 wherein the acid is a mineral acid.

74. The method of claim 65 wherein the coating is colorless.

75. The method of claim 65 wherein the coating is transparent, translucent or invisible.

76. The method of claim 65 wherein the coating is transparent and is highly resistant to removal or abrasion.

77. The method of claim 65 wherein the coating is translucent and is highly resistant to removal or abrasion.

78. The method of claim 65 wherein the coating can be treated to be invisible and is highly resistant to removal or abrasion.

79. The method of claim 65 wherein the coating is invisible and is highly resistant to removal or abrasion.

80. The method of claim 65 wherein the coating has a thickness of a substantially molecular layer.

81. A method of applying a coating to an analytic plate, comprising:

providing an applicator comprising a pen or pen-like device or a device having a reservoir and an applicator end, the applicator containing a quantity of a polysiloxane, a siloxane, a silane, a silicone, a silicon fluid, or a combination thereof; and

applying the polysiloxane, siloxane, silane, silicone, silicon fluid, or combination thereof to a surface of a glass, plastic or ceramic analytic plate by appressing the applicator thereto wherein the polysiloxane, siloxane, silane, silicone, silicon fluid, or combination thereof is disposed upon the surface of the analytic plate to form a coating which can be treated to be invisible and wherein the coating has a thickness of less than 0.0001 inch.

82. The method of claim 81 comprising the additional step of wiping the polysiloxane, siloxane, silane, silicone, silicon fluid or combination thereof upon the surface of the glass, plastic or ceramic analytic plate after the polysiloxane, siloxane, silane, silicone, silicon fluid or combination thereof has been disposed upon the surface of the glass, plastic or ceramic analytic plate.

83. The method of claim 81 comprising the additional step of buffing or treating the glass, plastic or ceramic analytic plate.

84. The method of claim 81 wherein the applicator is a pen or pen-like device.

85. The method of claim 81 wherein the applicator has a reservoir for containing the polysiloxane, siloxane, silane, silicone, silicon fluid, or combination thereof.

86. The method of claim 81 wherein the applicator has an applicator end.

87. The method of claim 81 wherein the polysiloxane, siloxane, silane, silicone, silicon fluid, or combination thereof is a liquid composition.

88. The method of claim 81 wherein the applicator further comprises an acid with the polysiloxane, siloxane, silane, silicone, silicon fluid, or combination thereof.

89. The method of claim 81 wherein the acid is a mineral acid.

90. The method of claim 81 wherein the coating is colorless.

91. The method of claim 81 wherein the coating has a thickness of less than 0.00001 inch.

92. The method of claim 81 wherein the coating is highly resistant to removal or abrasion.

93. The method of claim 81 wherein the coating has a thickness of a substantially molecular layer.

94. A method of applying a coating to an analytic plate, comprising:

providing an applicator comprising a pen or pen-like device or a device having a reservoir and an applicator end, the applicator containing a quantity of a polysiloxane, a siloxane, a silane, a silicone, a silicon fluid, or a combination thereof; and

applying the polysiloxane, siloxane, silane, silicone, silicon fluid, or combination thereof to a surface of a glass, plastic or ceramic analytic plate by appressing the applicator thereto wherein the polysiloxane, siloxane,

silane, silicone, silicon fluid, or combination thereof is disposed upon the surface of the analytic plate to form a coating which is invisible and wherein the coating has a thickness of less than 0.0001 inch.

**95.** The method of claim 94 comprising the additional step of wiping the polysiloxane, siloxane, silane, silicone, silicon fluid or combination thereof upon the surface of the glass, plastic or ceramic analytic plate after the polysiloxane, siloxane, silane, silicone, silicon fluid or combination thereof has been disposed upon the surface of the glass, plastic or ceramic analytic plate.

**96.** The method of claim 94 comprising the additional step of buffing or treating the glass, plastic or ceramic analytic plate.

**97.** The method of claim 94 wherein the applicator is a pen or pen-like device.

**98.** The method of claim 94 wherein the applicator has a reservoir for containing the polysiloxane, siloxane, silane, silicone, silicon fluid, or combination thereof.

**99.** The method of claim 94 wherein the applicator has an applicator end.

**100.** The method of claim 94 wherein the polysiloxane, siloxane, silane, silicone, silicon fluid, or combination thereof is a liquid composition.

**101.** The method of claim 94 wherein the applicator further comprises an acid with the polysiloxane, siloxane, silane, silicone, silicon fluid, or combination thereof.

**102.** The method of claim 101 wherein the acid is a mineral acid.

**103.** The method of claim 94 wherein the coating is colorless.

**104.** The method of claim 94 wherein the coating has a thickness of less than 0.00001 inch.

**105.** The method of claim 94 wherein the coating is highly resistant to removal or abrasion.

**106.** The method of claim 94 wherein the coating has a thickness of a substantially molecular layer.

**107.** A method of applying a coating to an analytic plate, comprising:

providing an applicator comprising a pen or pen-like device or a device having a reservoir and an applicator end, the applicator containing a quantity of a polysiloxane, a siloxane, a silane, a silicone, a silicon fluid, or a combination thereof; and

applying the polysiloxane, siloxane, silane, silicone, silicon fluid, or combination thereof to a surface of a glass, plastic or ceramic analytic plate by appressing the applicator thereto wherein the polysiloxane, siloxane, silane, silicone, silicon fluid, or combination thereof is disposed upon the surface of the analytic plate to form a coating which is translucent and wherein the coating has a thickness of less than 0.0001 inch.

**108.** The method of claim 107 comprising the additional step of wiping the polysiloxane, siloxane, silane, silicone, silicon fluid or combination thereof upon the surface of the glass, plastic or ceramic analytic plate after the polysiloxane, siloxane, silane, silicone, silicon fluid or combination thereof has been disposed upon the surface of the glass, plastic or ceramic analytic plate.

**109.** The method of claim 107 comprising the additional step of buffing or treating the glass, plastic or ceramic analytic plate.

**110.** The method of claim 107 wherein the applicator is a pen or pen-like device.

**111.** The method of claim 107 wherein the applicator has a reservoir for containing the polysiloxane, siloxane, silane, silicone, silicon fluid, or combination thereof.

**112.** The method of claim 107 wherein the applicator has an applicator end.

**113.** The method of claim 107 wherein the polysiloxane, siloxane, silane, silicone, silicon fluid, or combination thereof is a liquid composition.

**114.** The method of claim 107 wherein the applicator further comprises an acid with the polysiloxane, siloxane, silane, silicone, silicon fluid, or combination thereof.

**115.** The method of claim 114 wherein the acid is a mineral acid.

**116.** The method of claim 107 wherein the coating is colorless.

**117.** The method of claim 107 wherein the coating has a thickness of less than 0.00001 inch.

**118.** The method of claim 107 wherein the coating is highly resistant to removal or abrasion.

**119.** The method of claim 107 wherein the coating has a thickness of a substantially molecular layer.

**120.** A method of applying a coating to an analytic plate, comprising:

providing an applicator comprising a pen or pen-like device or a device having a reservoir and an applicator end, the applicator containing a quantity of a polysiloxane, a siloxane, a silane, a silicone, a silicon fluid, or a combination thereof; and

applying the polysiloxane, siloxane, silane, silicone, silicon fluid, or combination thereof to a surface of a glass, plastic or ceramic analytic plate by appressing the applicator thereto wherein the polysiloxane, siloxane, silane, silicone, silicon fluid, or combination thereof is disposed upon the surface of the analytic plate to form a coating which is transparent and has a thickness of less than 0.0001 inch.

**121.** The method of claim 120 comprising the additional step of wiping the polysiloxane, siloxane, silane, silicone, silicon fluid or combination thereof upon the surface of the glass, plastic or ceramic analytic plate after the polysiloxane, siloxane, silane, silicone, silicon fluid or combination thereof has been disposed upon the surface of the glass, plastic or ceramic analytic plate.

**122.** The method of claim 120 comprising the additional step of buffing or treating the glass, plastic or ceramic analytic plate.

**123.** The method of claim 120 wherein the applicator is a pen or pen-like device.

**124.** The method of claim 120 wherein the applicator has a reservoir for containing the polysiloxane, siloxane, silane, silicone, silicon fluid, or combination thereof.

**125.** The method of claim 120 wherein the applicator has an applicator end.

**126.** The method of claim 120 wherein the polysiloxane, siloxane, silane, silicone, silicon fluid, or combination thereof is a liquid composition.

**127.** The method of claim 120 wherein the applicator further comprises an acid with the polysiloxane, siloxane, silane, silicone, silicon fluid, or combination thereof.

**128.** The method of claim 127 wherein the acid is a mineral acid.

**129.** The method of claim 120 wherein the coating is colorless.

**130.** The method of claim 120 wherein the coating has a thickness of less than 0.00001 inch.

**131.** The method of claim 120 wherein the coating is highly resistant to removal or abrasion.

**132.** The method of claim 120 wherein the coating has a thickness of a substantially molecular layer.

**133.** A method of applying a coating to an analytic plate, comprising:

providing an applicator comprising a pen or pen-like device or a device having a reservoir and an applicator end, the applicator containing a quantity of a polysiloxane, a siloxane, a silane, a silicone, a silicon fluid, or a combination thereof; and

applying the polysiloxane, siloxane, silane, silicone, silicon fluid, or combination thereof to a surface of a glass, plastic or ceramic analytic plate by appressing the applicator thereto wherein the polysiloxane, siloxane, silane, silicone, silicon fluid, or combination thereof is disposed upon the surface of the analytic plate to form a coating on the analytic plate which is transparent and highly resistant to removal or abrasion and wherein the coating has a thickness of less than 0.0001 inch.

**134.** The method of claim 133 comprising the additional step of wiping the polysiloxane, siloxane, silane, silicone, silicon fluid or combination thereof upon the surface of the glass, plastic or ceramic analytic plate after the polysiloxane, siloxane, silane, silicone, silicon fluid or combination thereof has been disposed upon the surface of the glass, plastic or ceramic analytic plate.

**135.** The method of claim 133 comprising the additional step of buffing or treating the glass, plastic or ceramic analytic plate.

**136.** The method of claim 133 wherein the applicator is a pen or pen-like device.

**137.** The method of claim 133 wherein the applicator has a reservoir for containing the polysiloxane, siloxane, silane, silicone, silicon fluid, or combination thereof.

**138.** The method of claim 133 wherein the applicator has an applicator end.

**139.** The method of claim 133 wherein the polysiloxane, siloxane, silane, silicone, silicon fluid, or combination thereof is a liquid composition.

**140.** The method of claim 133 wherein the applicator further comprises an acid with the polysiloxane, siloxane, silane, silicone, silicon fluid, or combination thereof.

**141.** The method of claim 140 wherein the acid is a mineral acid.

**142.** The method of claim 133 wherein the coating is colorless.

**143.** The method of claim 133 wherein the coating has a thickness of less than 0.00001 inch.

**144.** The method of claim 133 wherein the coating has a thickness of a substantially molecular layer.

**145.** A method of applying a coating to an analytic plate, comprising:

providing an applicator comprising a pen or pen-like device or a device having a reservoir and an applicator end, the applicator containing a quantity of a polysiloxane, a siloxane, a silane, a silicone, a silicon fluid, or a combination thereof; and

applying the polysiloxane, siloxane, silane, silicone, silicon fluid, or combination thereof to a surface of a glass, plastic or ceramic analytic plate by appressing the applicator thereto wherein the polysiloxane, siloxane, silane, silicone, silicon fluid, or combination thereof is disposed upon the surface of the analytic plate to form a coating which is translucent and highly resistant to removal or abrasion and wherein the coating has a thickness of less than 0.0001 inch.

**146.** The method of claim 145 comprising the additional step of wiping the polysiloxane, siloxane, silane, silicone, silicon fluid or combination thereof upon the surface of the glass, plastic or ceramic analytic plate after the polysiloxane, siloxane, silane, silicone, silicon fluid or combination thereof has been disposed upon the surface of the glass, plastic or ceramic analytic plate.

**147.** The method of claim 145 comprising the additional step of buffing or treating the glass, plastic or ceramic analytic plate.

**148.** The method of claim 145 wherein the applicator is a pen or pen-like device.

**149.** The method of claim 145 wherein the applicator has a reservoir for containing the polysiloxane, siloxane, silane, silicone, silicon fluid, or combination thereof.

**150.** The method of claim 145 wherein the applicator has an applicator end.

**151.** The method of claim 145 wherein the polysiloxane, siloxane, silane, silicone, silicon fluid, or combination thereof is a liquid composition.

**152.** The method of claim 145 wherein the applicator further comprises an acid with the polysiloxane, siloxane, silane, silicone, silicon fluid, or combination thereof.

**153.** The method of claim 152 wherein the acid is a mineral acid.

**154.** The method of claim 145 wherein the coating is colorless.

**155.** The method of claim 145 wherein the coating has a thickness of less than 0.00001 inch.

**156.** The method of claim 145 wherein the coating has a thickness of a substantially molecular layer.

**157.** A method of applying a coating to an analytic plate, comprising:

providing an applicator comprising a pen or pen-like device or a device having a reservoir and an applicator end, the applicator containing a quantity of a polysiloxane, a siloxane, a silane, a silicone, a silicon fluid, or a combination thereof; and

applying the polysiloxane, siloxane, silane, silicone, silicon fluid, or combination thereof to a surface of a glass, plastic or ceramic analytic plate by oppressing the applicator thereto wherein the polysiloxane, siloxane, silane, silicone, silicon fluid, or combination thereof is disposed upon the surface of the analytic plate to form a coating which is invisible and highly resistant to removal or abrasion and wherein the coating has a thickness of less than 0.0001 inch.

**158.** The method of claim 157 comprising the additional step of wiping the polysiloxane, siloxane, silane, silicone, silicon fluid or combination thereof upon the surface of the glass, plastic or ceramic analytic plate after the polysiloxane, siloxane, silane, silicone, silicon fluid or combination thereof has been disposed upon the surface of the glass, plastic or ceramic analytic plate.

**159.** The method of claim 157 comprising the additional step of buffing or treating the glass, plastic or ceramic analytic plate.

**160.** The method of claim 157 wherein the applicator is a pen or pen-like device.

**161.** The method of claim 157 wherein the applicator has a reservoir for containing the polysiloxane, siloxane, silane, silicone, silicon fluid, or combination thereof.

**162.** The method of claim 157 wherein the applicator has an applicator end.

**163.** The method of claim 157 wherein the polysiloxane, siloxane, silane, silicone, silicon fluid, or combination thereof is a liquid composition.

**164.** The method of claim 157 wherein the applicator further comprises an acid with the polysiloxane, siloxane, silane, silicone, silicon fluid, or combination thereof.

**165.** The method of claim 164 wherein the acid is a mineral acid.

**166.** The method of claim 157 wherein the coating is colorless.

**167.** The method of claim 157 wherein the coating has a thickness of less than 0.00001 inch.

**168.** The method of claim 157 wherein the coating has a thickness of a substantially molecular layer.

**169.** A method of applying a coating to an analytic plate, comprising:

providing an applicator comprising a pen or pen-like device or a device having a reservoir and an applicator end, the applicator containing a quantity of an acid and at least one of a polysiloxane, a siloxane, a silane, a silicone, a silicon fluid, or a combination thereof; and

applying the acid and the polysiloxane, siloxane, silane, silicone, silicon fluid, or combination thereof to a surface of a glass, plastic or ceramic analytic plate by appressing the applicator thereto wherein the acid and the polysiloxane, siloxane, silane, silicone, silicon fluid, or combination thereof is disposed upon the surface of the analytic plate to form a coating on the analytic plate and wherein the coating has a thickness of less than 0.0001 inch.

**170.** The method of claim 169 wherein the acid in the liquid composition is a mineral acid.

**171.** The method of claim 169 comprising the additional step of wiping the polysiloxane, siloxane, silane, silicone, silicon fluid or combination thereof upon the surface of the glass, plastic or ceramic analytic plate after the polysiloxane, siloxane, silane, silicone, silicon fluid or combination thereof has been disposed upon the surface of the glass, plastic or ceramic analytic plate.

**172.** The method of claim 169 comprising the additional step of buffing or treating the glass, plastic or ceramic analytic plate.

**173.** The method of claim 169 wherein the applicator is a pen or pen-like device.

**174.** The method of claim 169 wherein the applicator has a reservoir for containing the acid and the polysiloxane, siloxane, silane, silicone, silicon fluid, or combination thereof.

**175.** The method of claim 169 wherein the applicator has an applicator end.

**176.** The method of claim 169 wherein the acid and the polysiloxane, siloxane, silane, silicone, silicon fluid, or combination thereof is a liquid composition.

**177.** The method of claim 169 wherein the coating is colored.

**178.** The method of claim 169 wherein the coating is colorless.

**179.** The method of claim 169 wherein the coating is transparent, translucent or invisible.

**180.** The method of claim 169 wherein the coating is transparent and is highly resistant to removal or abrasion.

**181.** The method of claim 169 wherein the coating is translucent and is highly resistant to removal or abrasion.

**182.** The method of claim 169 wherein the coating can be treated to be invisible and is highly resistant to removal or abrasion.

**183.** The method of claim 169 wherein the coating is invisible and is highly resistant to removal or abrasion.

**184.** The method of claim 169 wherein the coating when disposed on the analytic plate leaves the refractive index of the analytic plate unaltered when viewed through a microscope when the analytic plate is glass or plastic, and wherein the coating is highly resistant to removal or abrasion.

**185.** The method of claim 169 wherein the coating has a thickness of less than 0.00001 inch.

**186.** The method of claim 169 wherein the coating has a thickness of a substantially molecular layer.

**187.** A method of applying a coating to an analytic plate, comprising:

providing an applicator comprising a pen or pen-like device or a device having a reservoir and an applicator end, the applicator containing a quantity of a polysiloxane, a siloxane, a silane, a silicone, a silicon fluid, or a combination thereof; and

applying the polysiloxane, siloxane, silane, silicone, silicon fluid, or combination thereof to a surface of a glass, plastic or ceramic analytic plate wherein the polysiloxane, siloxane, silane, silicone, silicon fluid, or combination thereof is disposed upon the surface of the glass, plastic or ceramic analytic plate to form a colored and transparent coating thereon having a thickness which is highly resistant to removal or abrasion and wherein the coating has a thickness of less than 0.0001 inch.

**188.** The method of claim 187 comprising the additional step of wiping the polysiloxane, siloxane, silane, silicone, silicon fluid or combination thereof upon the surface of the glass, plastic or ceramic analytic plate after the polysiloxane, siloxane, silane, silicone, silicon fluid or combination thereof has been disposed upon the surface of the glass, plastic or ceramic analytic plate.

**189.** The method of claim 187 comprising the additional step of buffing or treating the glass, plastic or ceramic analytic plate.

**190.** The method of claim 187 wherein the applicator is a pen or pen-like device.

**191.** The method of claim 187 wherein the applicator has a reservoir for containing the polysiloxane, siloxane, silane, silicone, silicon fluid, or combination thereof.

**192.** The method of claim 187 wherein the applicator has an applicator end.

**193.** The method of claim 187 wherein the polysiloxane, siloxane, silane, silicone, silicon fluid, or combination thereof is a liquid composition.

**194.** The method of claim 187 wherein the applicator further comprises an acid with the polysiloxane, siloxane, silane, silicone, silicon fluid, or combination thereof.

**195.** The method of claim 194 wherein the acid is a mineral acid.

**196.** The method of claim 187 wherein the colored and transparent coating has a thickness of less than 0.00001 inch.

**197.** The method of claim 187 wherein the colored and transparent coating has a thickness of a substantially molecular layer.

**198.** A method of applying a coating to an analytic plate, comprising:

providing an applicator comprising a pen or pen-like device or a device having a reservoir and an applicator end, the applicator containing a quantity of a polysiloxane, a siloxane, a silane, a silicone, a silicon fluid, or a combination thereof; and

applying the polysiloxane, siloxane, silane, silicone, silicon fluid, or combination thereof to a surface of a glass, plastic or ceramic analytic plate wherein the polysiloxane, siloxane, silane, silicone, silicon fluid, or combination thereof is disposed upon the surface of the glass, plastic or ceramic analytic plate to form a colored and translucent coating thereon having a thickness which is highly resistant to removal or abrasion and wherein the coating has a thickness of less than 0.0001 inch.

**199.** The method of claim 198 comprising the additional step of wiping the polysiloxane, siloxane, silane, silicone, silicon fluid or combination thereof upon the surface of the glass, plastic or ceramic analytic plate after the polysiloxane, siloxane, silane, silicone, silicon fluid or combination thereof has been disposed upon the surface of the glass, plastic or ceramic analytic plate.

**200.** The method of claim 198 comprising the additional step of buffing or treating the glass, plastic or ceramic analytic plate.

**201.** The method of claim 198 wherein the applicator is a pen or pen-like device.

**202.** The method of claim 198 wherein the applicator has a reservoir for containing the polysiloxane, siloxane, silane, silicone, silicon fluid, or combination thereof.

**203.** The method of claim 198 wherein the applicator has an applicator end.

**204.** The method of claim 198 wherein the polysiloxane, siloxane, silane, silicone, silicon fluid, or combination thereof is a liquid composition.

**205.** The method of claim 198 wherein the applicator further comprises an acid with the polysiloxane, siloxane, silane, silicone, silicon fluid, or combination thereof.

**206.** The method of claim 205 wherein the acid is a mineral acid.

**207.** The method of claim 198 wherein the colored and translucent coating has a thickness of less than 0.00001 inch.

**208.** The method of claim 198 wherein the colored and translucent coating has a thickness of a substantially molecular layer.

**209.** A method of applying a coating to an analytic plate, comprising:

providing an applicator comprising a pen or pen-like device or a device having a reservoir and an applicator end, the applicator containing a quantity of a polysiloxane, a siloxane, a silane, a silicone, a silicon fluid, or a combination thereof; and

applying the polysiloxane, siloxane, silane, silicone, silicon fluid, or combination thereof to a surface of a glass, plastic or ceramic analytic plate by appressing the applicator thereto wherein the polysiloxane, siloxane, silane, silicone, silicon fluid, or combination thereof is disposed upon the surface of the analytic plate to form a coating thereon which is translucent and has a thickness of less than 0.0001 inch and which is highly resistant to removal or abrasion.

**210.** The method of claim 209 wherein the applicator is a pen or pen-like device.

**211.** The method of claim 209 wherein the applicator has a reservoir for containing the polysiloxane, siloxane, silane, silicone, silicon fluid, or combination thereof.

**212.** The method of claim 209 wherein the applicator has an applicator end.

**213.** The method of claim 209 wherein the polysiloxane, siloxane, silane, silicone, silicon fluid, or combination thereof is a liquid composition.

**214.** The method of claim 209 comprising the additional step of wiping the polysiloxane, siloxane, silane, silicone, silicon fluid or combination thereof upon the surface of the glass, plastic or ceramic analytic plate after the polysiloxane, siloxane, silane, silicone, silicon fluid or combination thereof has been disposed upon the surface of the glass, plastic or ceramic analytic plate.

**215.** The method of claim 209 comprising the additional step of buffing or treating the glass, plastic or ceramic analytic plate.

**216.** The method of claim 209 wherein the applicator further comprises an acid with the polysiloxane, siloxane, silane, silicone, silicon fluid, or combination thereof.

**217.** The method of claim 216 wherein the acid is a mineral acid.

**218.** The method of claim 209 wherein the coating is colorless.

**219.** The method of claim 209 wherein the coating has a thickness of less than 0.00001 inch.

**220.** The method of claim 209 wherein the coating is highly resistant to removal or abrasion.

**221.** The method of claim 209 wherein the coating has a thickness of a substantially molecular layer.

\* \* \* \* \*