

(12) INTERNATIONAL APPLICATION PUBLISHED UNDER THE PATENT COOPERATION TREATY (PCT)

(19) World Intellectual Property Organization
International Bureau



(43) International Publication Date
13 January 2011 (13.01.2011)

PCT

(10) International Publication Number
WO 2011/004005 A1

(51) International Patent Classification:
C07K 14/415 (2006.01) C12N 15/82 (2006.01)

(21) International Application Number:
PCT/EP2010/059885

(22) International Filing Date:
9 July 2010 (09.07.2010)

(25) Filing Language: English

(26) Publication Language: English

(30) Priority Data:
09165161.2 10 July 2009 (10.07.2009) EP

(71) Applicant (for all designated States except US): **FREIE UNIVERSITÄT BERLIN** [DE/DE]; Kaiserswerther Str. 16 - 17, 14195 Berlin (DE).

(72) Inventors; and

(75) Inventors/Applicants (for US only): **SCHMÜLLING, Thomas** [DE/DE]; Preußenallee 30, 14052 Berlin (DE). **WERNER, Tomás** [CZ/DE]; Gustav-Müller-Str. 3, 10829 Berlin (DE). **BARTRINA Y MANNS, Isabel** [DE/DE]; Gustav-Müller-Str. 3, 10829 Berlin (DE). **BRAUN, Helen** [DE/DE]; Naumannstr. 36, 10829 Berlin (DE).

(74) Agent: **GULDE HENGELHAUPT ZIEBIG & SCHNEIDER**; Wallstraße 58/59, 10179 Berlin (DE).

(81) Designated States (unless otherwise indicated, for every kind of national protection available): AE, AG, AL, AM, AO, AT, AU, AZ, BA, BB, BG, BH, BR, BW, BY, BZ, CA, CH, CL, CN, CO, CR, CU, CZ, DE, DK, DM, DO, DZ, EC, EE, EG, ES, FI, GB, GD, GE, GH, GM, GT, HN, HR, HU, ID, IL, IN, IS, JP, KE, KG, KM, KN, KP, KR, KZ, LA, LC, LK, LR, LS, LT, LU, LY, MA, MD, ME, MG, MK, MN, MW, MX, MY, MZ, NA, NG, NI, NO, NZ, OM, PE, PG, PH, PL, PT, RO, RS, RU, SC, SD, SE, SG, SK, SL, SM, ST, SV, SY, TH, TJ, TM, TN, TR, TT, TZ, UA, UG, US, UZ, VC, VN, ZA, ZM, ZW.

(84) Designated States (unless otherwise indicated, for every kind of regional protection available): ARIPO (BW, GH, GM, KE, LR, LS, MW, MZ, NA, SD, SL, SZ, TZ, UG, ZM, ZW), Eurasian (AM, AZ, BY, KG, KZ, MD, RU, TJ, TM), European (AL, AT, BE, BG, CH, CY, CZ, DE, DK, EE, ES, FI, FR, GB, GR, HR, HU, IE, IS, IT, LT, LU, LV, MC, MK, MT, NL, NO, PL, PT, RO, SE, SI, SK, SM, TR), OAPI (BF, BJ, CF, CG, CI, CM, GA, GN, GQ, GW, ML, MR, NE, SN, TD, TG).

Published:

- with international search report (Art. 21(3))
- with sequence listing part of description (Rule 5.2(a))



WO 2011/004005 A1

(54) Title: ROCK2 AND ROCK3, TWO NEW GAIN-OF-FUNCTION VARIANTS OF THE CYTOKININ RECEPTORS AHK2 AND AHK3

(57) Abstract: The present invention relates to two new gain of function variants of the cytokinin receptor proteins AHK2 and AHK3, namely rock2 and rock3, to transgenic organisms comprising at least one of said new gain-of-function cytokinin receptor variants and to a method for the manufacturing of a transgenic plant comprising at least one of the new gain-of-function variants.

5

rock2 and rock3, two new gain-of-function variants of the cytokinin receptors AHK2 and AHK3

10

In order to be able to supply a continuously growing population with food and other plant-derived products, people have always been interested in improving the productivity in agriculture.

15 The productivity of a plant can be influenced in various different ways, e.g. by improving plant growth characteristics or by delaying leaf senescence. There are several mechanisms and pathways known which are involved in plant growth and development.

20 Cytokinin is a plant hormone that plays positive and negative regulatory roles in many aspects of plant growth and development. It stimulates the formation and activity of shoot meristems, is able to establish sink tissues, retards leaf senescence, inhibits root growth and branching, and it plays a role in seed germination and stress responses. Analysis of cytokinin-deficient plants has shown that cytokinin plays
25 opposite roles in shoot and root meristems and suggests that the hormone has an essential function in quantitative control of organ growth (Mok, D. W. S. & Mok, M. C. (2001) Ann. Rev. Plant Physiol. Mol. Bio. 52, 89-118). For the model plant *Arabidopsis thaliana* it has been shown that the cytokinin signal is perceived by three members of the cytokinin receptor family, which are sensor histidine kinases (Inoue,
30 T. et al. (2001) Nature 409, 1060-3; Suzuki, T. et al. (2001) Plant Cell Physiol. 42, 107-13; Yamada, H. et al. (2001) Plant Cell Physiol. 42, 1017-23.). These three cytokinin receptors, AHK2, AHK3 and CRE1/AHK4, show a high degree of sequence identity, but each has distinguishing characteristics.

35 Recently, a gain-of-function variant of the cytokinin receptor AHK3 has been disclosed and called *ore12* (see WO 2007/108931 A1). It was shown that *ore12* expression in *Arabidopsis thaliana* yields plants with delayed leaf senescence,

5 whereas the overall appearance of the whole plant showed no significant difference compared to wild type plants. Although expression of *ore12* may lead to plants with delayed leaf senescence and thereby to plants with improved productivity, *ore12* expression had no significant effect on other plant growth characteristics. Thus, there remains a need for further improvement of plant productivity.

10

It is an object of the present invention to provide means and methods suitable to produce transgenic plants with improved productivity and/or growth characteristics.

This object is achieved by the present invention as set out in detail below.

15

The present invention provides two novel gain-of-function variants of the cytokinin receptors AHK2 and AHK3, namely *rock2* and *rock3*. The *rock2* polypeptide with the amino acid sequence SEQ ID No. 1 is a constitutively active variant of the cytokinin receptor AHK2 of *Arabidopsis thaliana* and can be encoded by a nucleic acid with the sequence of SEQ ID No. 3. The *rock3* polypeptide with the amino acid sequence SEQ ID No. 2 is a constitutively active variant of the cytokinin receptor AHK3 of *Arabidopsis thaliana* and can be encoded by a nucleic acid with the sequence of SEQ ID No. 4. As used herein, the term "constitutively active variant" of a cytokinin receptor AHK2 or AHK3 preferably refers to a polypeptide that phosphorylates essentially the same target structures as the respective wild type AHK receptor AHK2 or AHK3, but wherein said kinase activity of the constitutively active variant is basically independent from cytokinin binding. Thus, the term "constitutively active variant" also comprises polypeptides that lack any specific binding to cytokinin and polypeptides that may even lack a functional or non-functional cytokinin binding domain. The skilled person is well aware of suitable methods of how to test a given polypeptide for its kinase activity. Preferably the in vitro kinase assay is used as described by Mähönen et al. in "Cytokinins Regulate a Bidirectional Phosphorelay Network in Arabidopsis" *Current Biology* (2006), 16, 1116 - 1122. In a particular preferred embodiment, the constitutively active variant exhibits at least 30% of the kinase activity of the respective wild type AHK receptor AHK2 or AHK 3, more preferably at least 50% of the kinase activity of AHK2 or AHK3, respectively.

5 It was surprisingly found that transgenic expression of a polypeptide comprising an amino acid sequence with the SEQ ID Nos. 1 or 2 leads to transgenic plants exhibiting improved growth characteristics and delayed leaf senescence. The effect of transgenic expression of an amino acid sequence with the SEQ ID Nos. 1 or 2 in a plant on leaf senescence is more pronounced than that already observed for the
10 known gain-of-function variant of AHK3, *ore12*. Even more surprisingly, it was found for the first time that transgenic expression of the AHK2 or AHK3 gain-of-function variant of an amino acid sequence with the SEQ ID Nos. 1 or 2 has a significant effect on shoot growth, number of siliques per main stem, stem thickness and/or flower size of the resulting transgenic plant when compared to wild type, whereas
15 plants expressing *ore12* lack such an effect. Thus, transgenic expression of an amino acid sequence with the SEQ ID Nos. 1 or 2 leads to plants exhibiting improved productivity.

In a first aspect of the present invention, an isolated nucleic acid is provided,
20 comprising a nucleic acid sequence encoding for:

- i) an amino acid sequence with the SEQ ID No. 1 or an orthologue thereof;
- ii) an amino acid sequence having at least 48%, preferably at least 50%, more preferably at least 55% identity over the whole sequence length of SEQ ID No. 1; or
- iii) an amino acid sequence having at least 50%, preferably at least 53%, more
25 preferably 55% identity over a 50 amino acid sequence segment of SEQ ID No. 1 having the SEQ ID No. 5;

wherein the amino acid sequence has the amino acid phenylalanin (F) at a position corresponding to position 552 of SEQ ID No. 1. SEQ ID No. 5 encompasses the 50 amino acid residues of SEQ ID No. 1 located directly towards the N-terminus of the
30 amino acid phenylalanin (F) at position 552 of SEQ ID No. 1.

The present invention also provides an isolated nucleic acid, comprising a nucleic acid sequence encoding for:

- i) an amino acid sequence with the SEQ ID No. 2 or an orthologue thereof;
- 35 ii) an amino acid sequence having at least 48%, preferably at least 50%, more preferably at least 55% identity over the whole sequence length of SEQ ID No. 2; or

5 iii) an amino acid sequence having at least 50%, preferably at least 55%, more preferably 60% identity over a 50 amino acid sequence segment of SEQ ID No. 2 having the SEQ ID No. 6;

wherein the amino acid sequence has the amino acid isoleucine (I) at a position corresponding to position 179 of SEQ ID No. 2. SEQ ID No. 6 encompasses the 50
10 amino acid residues of SEQ ID No. 2 located directly towards the C-terminus of the amino acid isoleucine (I) at position 179 of SEQ ID No. 2.

Preferably an isolated nucleic acid is provided, comprising a nucleic acid sequence encoding at least one of the amino acid sequences with the SEQ ID Nos. 1 or 2 or an
15 orthologue thereof. The term "orthologue" as used herein refers to a nucleic acid or amino acid sequence from a species, preferably different from *Arabidopsis thaliana*, that shows highest similarity, preferably highest sequence identity, to the specified nucleic acid or amino acid sequence of *Arabidopsis thaliana* because both genes originated from a common ancestor. The present invention also provides an isolated
20 polypeptide encoded by an isolated nucleic acid of the invention, preferably an isolated polypeptide comprising at least one of the amino acid sequences with the SEQ ID No. 1 or 2.

In a second aspect the invention provides a transgenic expression cassette for the
25 expression of nucleic acids, wherein the transgenic expression cassette of the invention comprises an isolated nucleic acid according to the present invention. The transgenic expression cassette of the invention may be designed such that it mediates the transgenic expression of the nucleic acid sequence encoding at least one of the amino acid sequences with the SEQ ID No. 1 or 2 in a plant tissue under
30 the control of the at least one promoter in a host organism, preferably a plant cell.

In a third aspect of the invention, a vector is provided comprising an isolated nucleic acid according to the invention or a transgenic expression cassette of the invention.

35 In a fourth aspect, the present invention is directed to a transgenic organism comprising an isolated nucleic acid according to the invention, a transgenic expression cassette of the invention or a vector of the present invention.

5

The present invention provides an isolated polypeptide comprising:

- A) i) an amino acid sequence with the SEQ ID No. 1 or an orthologue thereof;
ii) an amino acid sequence having at least 48%, preferably at least 50%, more preferably at least 55% identity over the whole sequence length of SEQ ID No. 1; or
10 iii) an amino acid sequence having at least 50%, preferably at least 53%, more preferably 55% identity over a 50 amino acid sequence segment of SEQ ID No. 1 having the SEQ ID No. 5;
wherein the amino acid sequence has the amino acid phenylalanin (F) at a
15 position corresponding to position 552 of SEQ ID No. 1;

or

- B) i) an amino acid sequence with the SEQ ID No. 2 or an orthologue thereof;
ii) an amino acid sequence having at least 48%, preferably at least 50%, more preferably at least 55% identity over the whole sequence length of SEQ ID No. 2; or
20 iii) an amino acid sequence having at least 50%, preferably at least 55%, more preferably 60% identity over a 50 amino acid sequence segment of SEQ ID No. 2 having the SEQ ID No. 6;
wherein the amino acid sequence has the amino acid isoleucine (I) at a
25 position corresponding to position 179 of SEQ ID No. 2.

In a preferred embodiment, the isolated polypeptide of the invention comprises and/or consists of one of the amino acid sequences with the SEQ ID Nos. 1 or 2.

30 The present invention also relates to an isolated nucleic acid, comprising a nucleic acid sequence encoding for at least one of the amino acid sequences with the SEQ ID Nos. 1 or 2.

35 An "isolated" nucleic acid is one that is substantially separated from other nucleic acid molecules, which are present in the natural source of the nucleic acid (e.g., sequences encoding other polypeptides). Preferably, an "isolated" nucleic acid is free of some of the sequences, which naturally flank the nucleic acid (i.e. sequences

5 located at the 5' and 3' ends of the nucleic acid) in its naturally occurring replicon. For example, a cloned nucleic acid is considered isolated. In various embodiments, the isolated nucleic acid of the invention can contain less than about 5 kb, 4 kb, 3 kb, 2 kb, 1 kb, 0.5 kb, or 0.1 kb of nucleotide sequences which naturally flank the nucleic acid molecule in genomic DNA of the cell from which the nucleic acid is derived. A
10 nucleic acid is also considered isolated if it has been altered by human intervention, or placed in a locus or location that is not its natural site, or if it is introduced into a cell e.g. by agroinfection. Moreover, an "isolated" nucleic acid, such as a cDNA molecule, can be free from some of the other cellular material with which it is naturally associated, or culture medium when produced by recombinant techniques,
15 or chemical precursors or other chemicals when chemically synthesized. Specifically excluded from the definition of "isolated nucleic acid" are: naturally- occurring chromosomes (such as chromosome spreads), genomic libraries, and whole cell genomic DNA or whole cell RNA preparations of naturally occurring sources (including whole cell preparations that are mechanically sheared or enzymatically
20 digested). Nucleic acids and/or polypeptides of the present invention may be provided in isolated form, i.e. purified from their natural environment, preferably in substantially pure or homogeneous form or free or substantially free of nucleic acid or genes of the species of origin other than the desired sequence.

25 Nucleic acid according to the present invention may include DNA, RNA, mixtures and/or functional substituents thereof, particularly cDNA, genomic DNA and RNA and may be wholly or partially synthetic. The nucleic acids of the invention comprise single stranded or wholly or partially double stranded poly-nucleotide sequences. The term "isolated" encompasses all these possibilities. For the purpose of the present
30 invention, where a DNA sequence is specified, e.g. with reference to a particular SEQ ID No., unless the context requires otherwise, the RNA equivalent, with U substituted for T where it occurs, is encompassed. The nucleic acid of the invention may be produced by any means, including genomic preparations, cDNA preparations, in vitro synthesis, PCR, RT-PCR, and/or in vitro or in vivo transcription.

35

The isolated nucleic acid of the invention may comprise at least one nucleic acid sequence selected from:

5

i) one of SEQ ID Nos. 3 or 4 or a reverse complement thereof;

10

ii) a functionally equivalent sequence or a reverse complement thereof which has at least 70% homology, preferably at least 75% homology, more preferably at least 80% homology with one of the sequences with SEQ ID Nos. 3 or 4 over a coding sequence segment of at least 300 base pairs, preferably over a coding sequence segment of at least 500 base pairs, more preferably over the whole coding sequence length, and which encodes at least for an isolated polypeptide of the invention, preferably for an amino acid sequence with the SEQ ID Nos. 1 or 2; or

15

iii) functionally equivalent sequences or a reverse complement thereof which hybridize under standard conditions with one of the nucleic acid sequences with SEQ ID Nos. 3 or 4 or with a nucleic acid sequences complementary thereto, and which encode at least for an isolated polypeptide of the invention, preferably for an amino acid sequence with the SEQ ID Nos. 1 or 2.

20

The nucleic acid sequence with the SEQ ID No. 3 encodes for a polypeptide with the amino acid sequence of SEQ ID No. 1, whereas the nucleic acid sequence with the SEQ ID No. 4 encodes for a polypeptide with the amino acid sequence of SEQ ID No. 2.

25

For the purpose of the present invention the term “functional equivalent sequence” refers to any sequence not identical with one of SEQ ID Nos. 3 or 4 or a reverse complement thereof, and which encodes for at least one of the amino acid sequences with the SEQ ID Nos. 1 or 2. The skilled person is well aware of the degeneracy of the genetic code, allowing for a number of different nucleic acid sequences encoding for the same amino acid sequence and has no difficulties in determining whether a given nucleic acid sequence encodes for at least one of the amino acid sequences with the SEQ ID Nos. 1 or 2.

30

Methods for preparing functional equivalent sequences or fragments of the invention preferably comprise the introduction of mutations into one of the sequences

5 described by SEQ ID Nos. 3 or 4 or a reverse complement thereof. Mutagenesis may
be random, in which case the mutagenized sequences are subsequently screened
for their properties by a trial and error procedure. Methods for mutagenesis of nucleic
acid sequences are known to the skilled worker and include by way of example the
10 use of oligonucleotides with one or more mutations compared with the region to be
mutated (e.g. in a site-specific mutagenesis). Primers with approximately 15 to
approximately 75 nucleotides or more are typically employed, with preferably about
10 to about 25 or more nucleotide residues being located on both sides of the
sequence to be modified. Details and procedure for said mutagenesis methods are
familiar to the skilled worker (Kunkel et al. (1987) *Methods Enzymol* 154:367-382;
15 Tomic et al. (1990) *Nucl Acids Res* 12:1656; Upender et al. (1995) *Biotechniques*
18(1):29-30; U.S. Pat. No. 4,237,224). A mutagenesis can also be achieved by
treating for example transgenic expression vectors comprising one of the nucleic acid
sequences of the invention with mutagenizing agents such as hydroxylamine.

20 The use of functional equivalent sequences may be particularly beneficial in order to
comply with a particular codon usage of a selected organism that may be used to
transcribe the nucleic acid of the invention and to express the encoded polypeptide
comprising or consisting of at least one of the amino acid sequences with the SEQ ID
Nos. 1 or 2.

25

The isolated nucleic acid of the invention may comprise at least one nucleic acid
sequence selected from functionally equivalent sequences or a reverse complement
thereof which have at least 80% homology, preferably at least 90% homology, more
preferably at least 95% homology with one of the sequence of SEQ ID Nos. 3 or 4
30 over a coding sequence segment of at least 300 base pairs, preferably over a coding
sequence segment of at least 500 base pairs, more preferably over the whole coding
sequence length, and which encode at least for an amino acid sequence with the
SEQ ID No. 1 or 2.

35 Homology or identity between two nucleic acid sequences is understood as meaning
the identity of the respective sequences over a given sequence length in each case,
which is calculated by comparison with the aid of the GAP program algorithm

5 (Wisconsin Package Version 10.0, University of Wisconsin, Genetics Computer Group (GCG), Madison, USA), setting the following parameters:

Gap Weight: 12

Length Weight: 4

10 Average Match: 2.912

Average Mismatch: -2.003

For example, a sequence which has at least 70% homology or identity with one of the sequences of SEQ ID NO: 3 or 4 on nucleic acid basis is understood as meaning
15 a sequence which, upon comparison with the sequence SEQ ID Nos. 3 or 4 by the above program algorithm with the above set of parameters, has at least 70% homology.

Identity or homology between two amino acid sequences is understood as meaning the identity of the respective sequences over a given sequence length in each case,
20 which is calculated by comparison with the aid of the ClusatW_Bioedit algorithm (Thompson JD et al. (1994) Nucleic Acids Res 22:4673-4680) using default settings in software package Bioedit (available via:
<http://www.mbio.ncsu.edu/BioEdit/bioedit.html>).

For example, a sequence which has at least 48% homology or identity with one of
25 the sequences of SEQ ID Nos. 1 or 2 on amino acid basis is understood as meaning a sequence which, upon comparison with one of the sequences SEQ ID Nos. 1 or 2 by the above program algorithm with the above set of parameters, has at least 48% identity.

30 The isolated nucleic acid of the invention may comprise at least one nucleic acid sequence selected from functionally equivalent sequences or a reverse complement thereof which hybridize under standard conditions with one of the nucleic acid sequences with SEQ ID No. 3 or 4 or with a nucleic acid sequences complementary thereto, and which encode at least for an isolated polypeptide of the invention,
35 preferably for an amino acid sequence with the SEQ ID No. 1 or 2.

5 The term "standard hybridization conditions" is to be understood broadly and means both stringent and/or less stringent hybridization conditions. Such hybridization conditions are described inter alia in Sambrook J, Fritsch E F, Maniatis T et al., in Molecular Cloning-A Laboratory Manual, 2nd edition, Cold Spring Harbor Laboratory Press, 1989, pages 9.31-9.57 or in Current Protocols in Molecular Biology, John Wiley & Sons, N.Y. (1989), 6.3.1-6.3.6.

For example, the conditions during the washing step(s) can be selected from the range of conditions limited by those of low stringency (with approximately 2*SSC at 50 °C) and of high stringency (with approximately 0.2*SSC at 50 °C, preferably at 15 65 °C) (20*SSC: 0.3 M sodium citrate, 3 M NaCl, pH 7.0). In addition, the temperature during the washing step can be raised from low-stringency conditions at room temperature, approximately 22 °C, to more stringent conditions at approximately 65 °C. Both parameters, the salt concentration and the temperature, can be varied simultaneously, and it is also possible for one of the two parameters to 20 be kept constant and only the other to be varied. It is also possible to employ denaturing agents such as, for example, formamide or SDS during the hybridization. Hybridization in the presence of 50% formamide is preferably carried out at 42 °C. Some exemplary conditions for hybridization and washing steps are given below:

25 (1) Hybridization conditions with for example

- a) 4*SSC at 65 °C., or
- b) 6*SSC, 0.5% SDS, 100 µg/ml denatured fragmented salmon sperm DNA at 65 °C., or
- c) 4*SSC, 50% formamide, at 42 °C., or
- 30 d) 2* or 4*SSC at 50 °C. (low-stringency condition), or
- e) 2* or 4*SSC, 30 to 40% formamide at 42 °C. (low-stringency condition), or
- f) 6*SSC at 45 °C., or,
- g) 0.05 M sodium phosphate buffer pH 7.0, 2 mM EDTA, 1% BSA and 7% SDS.

35

(2) Washing steps with for example

- a) 0.1*SSC at 65 °C., or

- 5 b) 0.1*SSC, 0.5% SDS at 68 °C., or
 c) 0.1*SSC, 0.5% SDS, 50% formamide at 42 °C., or
 d) 0.2*SSC, 0.1% SDS at 42 °C., or
 e) 2*SSC at 65 °C. (low-stringency condition), or
 f) 40 mM sodium phosphate buffer pH 7.0, 1% SDS, 2 mM EDTA.

10

The isolated nucleic acid of the invention may comprise at least one promoter sequence which may be located upstream in 5'-position to the nucleic acid sequence encode at least for an isolated polypeptide of the invention, preferably for an amino acid sequence with the SEQ ID No. 1 or 2.

15

A promoter sequence is a nucleic acid sequence which is capable of facilitating or enhancing the transcription of a particular gene. Reference herein to a "promoter" is to be taken in its broadest sense and context and includes the transcriptional regulatory sequences derived from a classical eukaryotic genomic gene, including the TATA box which is required for accurate transcription initiation, with or without a CCAAT box sequence and additional regulatory or control elements (e.g. upstream activating sequences, repressors, enhancers and silencers) which alter gene expression in response to developmental and/or external stimuli, or in a tissue-specific manner.

25

The term "promoter" may also include the transcriptional regulatory sequences of a classical prokaryotic gene, in which case it may include a -35 box sequence and/or a -10 box transcriptional regulatory sequences.

30

The term "promoter" is also used to describe a synthetic or fusion molecule, or derivative which confers, activates or enhances expression of a nucleic acid molecule in a cell, tissue or organ. Promoters may contain additional copies of one or more specific regulatory elements, to further enhance expression and/or to alter the spatial expression and/or temporal expression of a nucleic acid molecule to which it is functionally linked. Such regulatory elements may be placed adjacent to a heterologous promoter sequence to drive expression of a nucleic acid molecule in response to e.g. copper, glucocorticoids, dexamethasone, tetracycline, gibberellin,

35

5 cAMP, abscisic acid, auxin, wounding, ethylene, jasmonate or salicylic acid or to confer expression of a nucleic acid molecule to specific cells, tissues or organs such as meristems, leaves, roots, embryo, flowers, seeds or fruits.

10 In the context of the present invention, the promoter preferably is a plant-expressible promoter sequence. Promoters that also function or solely function in non-plant cells such as bacteria, yeast cells, insect cells and animal cells are not excluded from the invention. By "plant-expressible" is meant that the promoter sequence, including any additional regulatory elements added thereto or contained therein, is at least capable of inducing, conferring, activating or enhancing expression in a plant cell, tissue or
15 organ, preferably a monocotyledonous or dicotyledonous plant cell, tissue, or organ. The terms "plant-operative" and "operative in a plant" when used herein, in respect of a promoter sequence, shall be taken to be equivalent to a plant-expressible promoter sequence.

20 Regulatable promoters as part of a binary viral plant expression system are also known to the skilled artisan (Yadav 1999 – WO 99/22003; Yadav 2000 – WO 00/17365). In the present context, a "regulatable promoter sequence" is a promoter that is capable of conferring expression of a gene in a particular cell, tissue, or organ or group of cells, tissues or organs of a plant, optionally under specific
25 conditions, however does generally not confer expression throughout the plant under all conditions. Accordingly, a regulatable promoter sequence may be a promoter sequence that confers expression of a gene to which it is functionally linked in a particular location within the plant or alternatively, throughout the plant under a specific set of conditions, such as following induction of gene expression by a
30 chemical compound or other elicitor. Preferably, the regulatable promoter used in the performance of the present invention confers expression in a specific location within the plant, either constitutively or following induction, however, not in the whole plant under any circumstances. Included within the scope of such promoters are cell-specific promoter sequences, tissue-specific promoter sequences, organ-specific
35 promoter sequences, cell cycle specific gene promoter sequences, inducible promoter sequences and constitutive promoter sequences that have been modified to confer expression in a particular part of the plant at any one time, such as by

5 integration of said constitutive promoter within a transposable genetic element (Ac, Ds, Spm, En, or other transposon). Similarly, the term "tissue-specific" shall be taken to indicate that expression is predominantly in a particular tissue or tissue-type, preferably of plant origin, albeit not necessarily exclusively in said tissue or tissue-type. Similarly, the term "organ-specific" shall be taken to indicate that expression is
10 predominantly in a particular organ, preferably of plant origin, albeit not necessarily exclusively in said organ. Similarly, the term "cell cycle specific" shall be taken to indicate that expression is predominantly cyclic and occurring in one or more, not necessarily consecutive phases of the cell cycle albeit not necessarily exclusively in cycling cells, preferably of plant origin. Those skilled in the art will be aware that an
15 "inducible promoter" is a promoter the transcriptional activity of which is increased or induced in response to a developmental, chemical, environmental, or physical stimulus. Similarly, the skilled artisan will understand that a "constitutive promoter" is a promoter that is transcriptionally active throughout most, but not necessarily all parts of an organism, preferably a plant, during most, but not necessarily all phases
20 of its growth and development. Those skilled in the art will readily be capable of selecting appropriate promoter sequences for use in regulating appropriate expression of the cytokinin receptor protein variants from publicly-available sources, without undue experimentation.

25 Placing a nucleic acid molecule under the regulatory control of a promoter sequence, or in functional connection or linkage with a promoter sequence, means positioning said nucleic acid molecule such that expression is at least in part controlled by the promoter sequence. A promoter is usually, but not necessarily, positioned upstream, or at the 5'-end, and within 2 kb of the start site of transcription, of the nucleic acid
30 molecule which it regulates, albeit enhancers and silencers, which are also comprised by the term "promoter" may be placed further away from the transcriptional start site. It is thought that these elements bind to proteins capable of long range action due to looping out of the intervening sequence. In the construction of heterologous promoter/structural gene combinations it is generally preferred to
35 position the promoter at a distance from the gene transcription start site that is approximately the same as the distance between that promoter and the gene it controls in its natural setting (i.e., the gene from which the promoter is derived). As is

5 known in the art, some variation in this distance can be accommodated without loss of promoter function. Similarly, the preferred positioning of a regulatory sequence element with respect to a heterologous gene to be placed under its control is defined by the positioning of the element in its natural setting (i.e., the gene from which it is derived). Again, as is known in the art, some variation in this distance can also occur.

10

According to the present invention any promoter sequence can be used to produce an isolated nucleic acid of the invention. Preferably the promoter sequence is located upstream of the nucleic acid sequence encode at least for an isolated polypeptide of the invention, preferably for an amino acid sequence with the SEQ ID Nos. 1 or 2.

15

Preferably promoter sequences are used that are active in at least one tissue or cell type of a plant and/or that are active in a microorganism. In order to serve its purpose, the at least one promoter sequence and the nucleic acid sequence encoding at least for an isolated polypeptide of the invention, preferably for an amino acid sequence with the SEQ ID Nos. 1 or 2; are functionally linked with one another.

20

The present invention refers to an isolated nucleic acid of the invention, further comprising at least one promoter sequence, wherein the at least one promoter sequence and the nucleic acid sequence encoding at least for an isolated polypeptide of the invention, preferably for an amino acid sequence with the SEQ ID

25

Nos. 1 or 2, are functionally linked with one another.

The present invention also refers to an isolated nucleic acid of the invention, further comprising at least one promoter sequence, wherein the nucleic acid sequence encoding at least for an isolated polypeptide of the invention, preferably for an amino acid sequence with the SEQ ID Nos. 1 or 2, is located in 3'-position to the at least one promoter and wherein the at least one promoter sequence and the nucleic acid sequence are functionally linked with one another.

30

As used herein "functional linkage" means, for example, the sequential arrangement of at least one promoter, of the nucleic acid sequence encoding at least for an isolated polypeptide of the invention, preferably for an amino acid sequence with the SEQ ID Nos. 1 or 2, and, if appropriate, of further regulatory elements such as e.g. a

35

5 terminator, in such a way that each of the regulatory elements is able to fulfil its
expected function in the transgenic expression of the nucleic acid sequence
encoding at least for an isolated polypeptide of the invention, preferably for an amino
acid sequence with the SEQ ID Nos. 1 or 2. This does not necessarily require a
10 direct linkage in a chemical sense. Genetic control sequences such as, for example,
enhancer sequences, can also exert their function on the target sequence from
positions which are further remote, or indeed from other DNA molecules. Preferably
in the isolated nucleic acid of the invention, the nucleic acid sequence encoding at
least for an isolated polypeptide of the invention, preferably for an amino acid
15 sequence with the SEQ ID Nos. 1 or 2 is positioned downstream of the sequence
which acts as the at least one promoter sequence so that both sequences are
coupled covalently with one another. Preferably, the distance between the at least
one promoter sequence and the nucleic acid sequence encoding at least for an
isolated polypeptide of the invention, preferably for an amino acid sequence with the
20 SEQ ID Nos. 1 or 2 is less than 200 base pairs, especially preferably less than 100
base pairs, very especially preferably less than 50 base pairs. The at least one
promoter and the nucleic acid encoding at least for an isolated polypeptide of the
invention, preferably for an amino acid sequence with the SEQ ID Nos. 1 or 2 may be
selected and functionally linked in such way as to allow for transgenic expression of
25 an isolated polypeptide of the invention, preferably of at least one of the amino acid
sequences with the SEQ ID Nos. 1 or 2 in a transgenic organism.

"Expression" means in this context the transcription of the nucleic acid sequence to
be expressed transgenically, but can also include the translation of the transcribed
RNA of the nucleic acid sequence to be expressed transgenically into a
30 corresponding polypeptide.

"Transgenic" means-for example regarding a transgenic expression cassette, a
transgenic expression vector, a transgenic organism or method for the transgenic
expression of nucleic acids-all those constructs which are the result of transgenic
35 methods, or all methods using them, in which an isolated nucleic acid of the invention
is not located in their natural genetic environment or has been modified by transgenic
methods, where the modification can be for example a substitution, addition, deletion,

5 inversion or insertion of one or more nucleotide residues. Preferably, the at least one promoter sequence of the isolated nucleic acid according to the invention is heterologous with regard to the further nucleic acid sequence which is linked functionally with it and which is to be expressed transgenically. In this context, "heterologous" means that the further nucleic acid sequence does not comprise the
10 coding sequence which is naturally under the control of said promoter.

"Natural genetic environment" means the natural chromosomal locus in the organism of origin or the presence in a genomic library. In the case of a genomic library, the natural genetic environment of the nucleic acid sequence is preferably retained at
15 least in part. The environment flanks the nucleic acid sequence at least at one side and has a sequence length of at least 50 bp, preferably at least 500 bp, especially preferably at least 1000 bp, very especially preferably at least 5000 bp. A naturally occurring expression construct becomes a transgenic expression construct when this combination is modified by non-natural, synthetic ("artificial") methods such as, for
20 example, an in-vitro mutagenesis. Such methods have been described (U.S. Pat. No. 5,565,350; WO 00/15815; see also hereinabove).

"Transgenic" with regard to an expression ("transgenic expression") preferably means all those expressions which have been carried out using a transgenic
25 expression cassette, transgenic expression vector or transgenic organism, as defined hereinabove or below.

A functional linkage between the at least one promoter and the nucleic acid sequence to be expressed can be produced by means of conventional recombination
30 and cloning techniques as are described, for example, in Maniatis T et al. (1989) Molecular Cloning: A Laboratory Manual, Cold Spring Harbor Laboratory, Cold Spring Harbor, N.Y. and in Silhavy T J et al. (1984) Experiments with Gene Fusions, Cold Spring Harbor Laboratory, Cold Spring Harbor, N.Y. and in Ausubel F M et al. (1987) Current Protocols in Molecular Biology, Greene Publishing Assoc. and Wiley
35 Interscience. A method which is suitable for this purpose is, for example, the GATEWAY(TM) cloning technology (Invitrogen Inc.), which is based on recombination.

5

The isolated nucleic acid according to the invention can comprise further genetic control sequences or elements, besides the at least one promoter sequence according to the invention.

10 The concept of the genetic control sequences or elements is to be understood broadly and means all those sequences which have an effect on the origin or the function of the isolated nucleic acid or the transgenic expression cassette according to the invention. Genetic control sequences modify, for example, the transcription and/or translation in prokaryotic or eukaryotic organisms. Preferably, the isolated
15 nucleic acid or the transgenic expression cassettes according to the invention comprise at least one promoter sequence 5'-upstream from the particular nucleic acid sequence to be expressed transgenically and a terminator sequence 3'-downstream as additional genetic control sequence, and, if appropriate, further customary regulatory elements, in each case functionally linked with the nucleic acid sequence
20 to be expressed transgenically.

Genetic control sequences can also comprise further promoters, promoter elements or minimal promoters which are capable of modifying expression-controlling properties. It is thus possible, by means of genetic control sequences, that for
25 example tissue-specific expression takes place in addition in dependence on certain stress factors.

Genetic control sequences furthermore also comprise the 5'-untranslated region, introns, the noncoding 3' region or else sequences of genes. It has been shown that
30 5'-untranslated sequences are capable of enhancing the transient expression of heterologous genes. Furthermore, they may promote tissue specificity (Rouster J et al. (1998) Plant J 15:435-440). Conversely, the 5'-untranslated region of the opaque-2 gene suppresses expression. Deletion of the region in question results in an increase in gene activity (Lohmer S et al. (1993) Plant Cell 5:65-73).

35

The isolated nucleic acid can advantageously comprise one or more of what are known as enhancer sequences in functional linkage with the promoter, which make

5 increased transgenic expression of the nucleic acid sequence possible. Additional advantageous sequences can also be inserted at the 3' end of the nucleic acid sequences to be expressed transgenically, such as further regulatory elements or terminators. The nucleic acid sequences to be expressed transgenically can be present as one or more copies in one of the transgenic expression cassettes
10 according to the invention.

Control sequences are furthermore understood as meaning those which make possible homologous recombination or insertion into the genome of a host organism, or which permit deletion from the genome. In the case of homologous recombination,
15 one of the promoters according to the invention may be substituted for the natural promoter of a particular gene, for example. Such sequences are to be understood as genetic control sequences. Methods such as the cre/lox technology permit tissue-specific, and in some circumstances inducible, deletion of the transgenic expression cassette from the genome of the host organism (Sauer B (1998) Methods (Duluth)
20 14(4):381-92). Here, certain flanking sequences are added to the target gene (lox sequences), which later make possible deletion by means of cre recombinase.

To select cells which have successfully undergone homologous recombination, or else transformation, it is, as a rule, necessary additionally to introduce a selectable
25 marker (see hereinbelow). Homologous recombination is a relatively rare event in higher eukaryotes, in particular in plants. Random integrations into the host genome predominate. One possibility of deleting the randomly integrated sequences, and thus to increase the concentration of cell clones with a correct homologous recombination, is the use of a sequence-specific recombination system as described
30 in U.S. Pat. No. 6,110,736.

Polyadenylation signals which are suitable as control sequences comprise plant polyadenylation signals and preferably those which essentially correspond to T-DNA polyadenylation signals from *Agrobacterium tumefaciens*. In a particularly preferred
35 embodiment, the isolated nucleic acid or the transgenic expression cassette comprises a terminator sequence which is functional in plants. Terminator sequences which are functional in plants generally means those sequences which are capable of

5 bringing about, in plants, the termination of the transcription of a DNA sequence. Examples of suitable terminator sequences are the OCS (octopine synthase) terminator and the NOS (nopaline synthase) terminator. However, plant terminator sequences are especially preferred. Plant terminator sequences generally refers to those sequences which are part of a natural plant gene. Especially preferred in this
10 context is the terminator of the potato cathepsin D inhibitor gene or the terminator of the field bean storage protein gene VfLE1B3. These terminators are at least equivalent to the viral or T-DNA terminators described in the prior art.

The isolated nucleic acid or the transgenic expression cassettes according to the
15 invention and vectors comprising those may comprise further functional elements. The term functional element is to be understood broadly and means all those elements which have an effect on the generation, multiplication or function of the transgenic expression cassettes according to the invention or on transgenic expression vectors or organisms derived from them. The following may be mentioned
20 by way of example, but not by limitation:

1. Selection Markers

The term "selection marker" comprises not only positive selection markers, which confer a resistance to an antibiotic, herbicide or other biocide, but also negative
25 selection markers, which confer a sensitivity to precisely the abovementioned, and also markers which confer a growth advantage to the transformed organism (for example by expression of key genes of cytokinin biosynthesis; Ebinuma H et al. (2000) Proc Natl Acad Sci USA 94:2117-2121). In the case of positive selection, only those organisms which express the selection marker in question thrive, while
30 precisely these organisms die in the case of negative selection. The use of a positive selection marker is preferred in the generation of transgenic plants. Furthermore preferred is the use of selection markers which confer growth advantages. Negative selection markers can be used advantageously when the task at hand consists in eliminating certain genes or genome segments from an organism (for example for the
35 purposes of a hybridization process).

i) Positive Selection Markers: The selectable marker introduced with the transgenic expression cassette confers resistance to a biocide, for example a

5 herbicide (such as phosphinothricin, glyphosate or bromoxynil), a metabolic inhibitor (such as 2-deoxyglucose-6-phosphate; WO 98/45456) or an antibiotic (such as, for example, tetracyclins, ampicillin, kanamycin, G 418, neomycin, bleomycin or hygromycin) to the successfully transformed cells. The selection marker permits the selection of the transformed cells from untransformed cells (McCormick et al. (1986)
10 Plant Cell Reports 5:81-84). Especially preferred selection markers are those which confer resistance to herbicides.

ii) Negative Selection Markers: Negative selection markers make possible for example the selection of organisms with successfully deleted sequences which comprise the marker gene (Koprek T et al. (1999) The Plant Journal 19(6):719-726).
15 When carrying out a negative selection, for example a compound which otherwise has no disadvantageous effect on the plant is converted into a compound which is disadvantageous, for example owing to the negative selection marker introduced into the plant. Genes which have a disadvantageous effect per se are furthermore suitable.

20

2) Reporter Genes

Reporter genes encode readily quantifiable proteins which, via their colour or enzyme activity, allow an assessment of the transformation efficiency, the site or time of expression (see also Schenbron E, Groskreutz D. Mol Biotechnol. 1999; 13(1):29-
25 44). Examples which may be mentioned are: "green fluorescence protein" (GFP) (Chui W L et al. (1996), Curr Biol 6:325-330; Leffel S M et al. (1997) Biotechniques 23(5):912-8; Sheen et al. (1995) Plant J 8(5):777-784; Haseloff et al. (1997) Proc Natl Acad Sci USA 94(6):2122-2127; Reichel et al. (1996) Proc Natl Acad Sci USA 93(12):5888-5893; Tian et al. (1997) Plant Cell Rep 16:267-271; WO 97/41228).
30 Chloramphenicol transferase (Fromm et al. (1985) Proc Natl Acad Sci USA 82:5824-5828), Luciferase (Millar et al. (1992) Plant Mol Biol Rep 10:324-414; Ow et al. (1986) Science 234:856-859); allows detection via bioluminescence. β -Galactosidase, encodes an enzyme for which a variety of chromogenic substrates are available. β -Glucuronidase (GUS) (Jefferson et al. (1987) EMBO J. 6:3901-3907)
35 or the uidA gene, which encodes an enzyme for a variety of chromogenic substrates. R-Locus gene product: protein which regulates the production of anthocyanine pigments (red coloration) in plant tissue and thus makes possible the direct analysis

5 of the promoter activity without addition of further auxiliary substances or
chromogenic substrates (Dellaporta et al. (1988) In: Chromosome Structure and
Function: Impact of New Concepts, 18th Stadler Genetics Symposium, 11:263-282).
Tyrosinase (Katz et al. (1983) J Gen Microbiol 129:2703-2714), an enzyme which
10 oxidizes tyrosine to DOPA and dopaquinone, which subsequently form melanin,
which can be detected readily. Aequorin (Prasher et al. (1985) Biochem Biophys Res
Commun 126(3):1259-1268), can be used in the calcium-sensitive bioluminescence
detection.

3) Replication Origins

15 Replication origins ensure the multiplication of the transgenic expression cassettes or
transgenic expression vectors according to the invention in, for example, *E. coli* or
agrobacteria. Examples which may be mentioned are OR1 (origin of DNA
replication), the pBR322 ori or the P15A ori (Sambrook et al.: Molecular Cloning. A
Laboratory Manual, 2nd ed. Cold Spring Harbor Laboratory Press, Cold Spring
20 Harbor, N.Y., 1989). Examples of replication origins which are functional in
Agrobacterium are pRK2, pRi, PVS1 or pSA.

4) Border Sequences

"Border sequences" (such as, for example, the right or left border of the T-DNA) allow
25 an agrobacteria-mediated transfer into plant cells for the transfer and integration into
the plant genome.

5) Multiple Cloning Sites (MCS) permit and facilitate the insertion of one or more
nucleic acid sequences.

30

The invention also relates to vectors which comprise the above-described isolated
nucleic acid of the invention or the transgenic expression cassette of the invention.
Vectors generally means structures which are capable of replication and which are
preferably host-specific, and which allow the uptake of nucleic acid sequences and
35 their transfer into other cells. Examples of vectors can be plasmids, cosmids, phages,
viruses or else agrobacteria. Vectors which are particularly suitable for the purposes

5 of plant biotechnology are described exemplarily hereinbelow. Vectors of the present invention comprise transgenic expression vectors.

Another subject of the invention relates to transgenic organisms transiently or stably transformed or transfected with at least one isolated nucleic acid of the invention or
10 at least one transgenic expression cassette according to the invention or at least one vector according to the invention or to progeny of such transgenic organisms. Furthermore the present invention relates to cells, cell cultures, tissues, parts-such as, for example in the case of plant organisms, leaves, roots and the like-or propagation material derived from such organisms, e.g. to seeds of transgenic
15 organisms of the invention. It is understood that for the purpose of the present invention the term transgenic organism not only encompasses the organism where the nucleic acid of the invention has been transiently or stably introduced, but also refers to the progeny of such organisms irrespective of the generation distance, e.g. progeny of first generation as well as progeny of the Xth generation, provided that
20 these organisms still comprise the nucleic acid of the invention.

Preferably the transgenic organism is a plant or a microorganism, more preferably the transgenic organism is a plant selected from the family *Brassicaceae*, even more preferably from the genera *Brassica* or *Arabidopsis*.

25

Organisms, starting organisms or host organisms are understood as meaning prokaryotic or eukaryotic organisms such as, for example, microorganisms or plant organisms. Preferred microorganisms are bacteria, yeasts, algae or fungi.

30 Preferred bacteria are bacteria of the genus *Escherichia*, *Erwinia*, *Agrobacterium*, *Flavobacterium*, *Alcaligenes* or *cyanobacteria*, for example of the genus *Synechocystis*.

Especially preferred are microorganisms which are capable of infecting plants and thus of transferring the nucleic acid, the transgenic expression cassette and/or the
35 vector of the invention. Preferred microorganisms are those from the genus *Agrobacterium* and in particular the species *Agrobacterium tumefaciens*.

5

Host or starting organisms which are preferred as transgenic organisms are, above all, plant organisms. Plant organisms generally means all those organisms which are capable of photosynthesis. Included as plant organisms within the scope of the invention are all genera and species of the higher and lower plants of the plant kingdom. The mature plants, seeds, tubers, beets/swollen tap roots, fruits, shoots and seedlings and also parts, propagation material and cultures, for example cell cultures, derived therefrom are also included. Mature plants means plants at any developmental stage beyond the seedling. Seedling means a young immature plant in an early developmental stage. Annual, perennial, monocotyledonous and dicotyledonous plants are preferred host organisms for preparing transgenic plants. Preference is given to plants of the following plant family: *Brassicaceae* in particular to plants of the genera *Brassica* and *Arabidopsis*.

The preparation of a transformed organism or of a transformed cell requires introducing the appropriate DNA into the appropriate host cell. A multiplicity of methods is available for this process which is referred to as transformation (see also Keown et al. 1990 Methods in Enzymology 185:527-537). Thus, by way of example, the DNA may be introduced directly by microinjection or by bombardment with DNA-coated microparticles. The cell may also be permeabilized chemically, for example using polyethylene glycol, so that the DNA can enter the cell via diffusion. The DNA may also be performed via protoplast fusion with other DNA-containing units such as minicells, cells, lysosomes or liposomes. Another suitable method for introducing DNA is electroporation in which the cells are reversibly permeabilized by an electric impulse.

30

In the case of plants, the methods described for transforming and regenerating plants from plant tissues or plant cells are utilized for transient or stable transformation. Suitable methods are especially protoplast transformation by polyethylene glycol-induced DNA uptake, the biolistic method using the gene gun, the "particle bombardment" method, electroporation, the incubation of dry embryos in DNA-containing solution and microinjection.

35

5 Apart from these "direct" transformation techniques, a transformation may also be carried out by bacterial infection by means of *Agrobacterium tumefaciens* or *Agrobacterium rhizogenes*. These strains contain a plasmid (Ti or Ri plasmid), a part of which (what is known as T-DNA) is transferred to the plant after infection with *Agrobacterium* and integrated into the genome of the plant cell. The *Agrobacterium*-
10 mediated transformation is best suited to dicotyledonous plant cells, whereas the direct transformation techniques are suitable for any cell type.

A transgenic expression cassette of the invention may be introduced advantageously into cells, preferably into plant cells, by using vectors, preferably vectors of the
15 invention.

In an advantageous embodiment, the transgenic expression cassette is introduced by means of plasmid vectors. Preference is given to those transgenic expression vectors which enable a stable integration of the transgenic expression cassette into
20 the host genome. In this context, host genome means the entire hereditary information of the host and comprises for example not only the chromosomal DNA of the nucleus, but also the DNA of the plastids and mitochondria. However, the insertion into the chromosomal DNA of the nucleus is preferred.

25 In the case of injection or electroporation of DNA into plant cells, no particular demands on the plasmid used are made. It is possible to use simple plasmids such as those of the pUC series. If complete plants are to be regenerated from the transformed cells, it is necessary for an additional selectable marker gene to be present on the plasmid.

30

Transformation techniques have been described for various monocotyledonous and dicotyledonous plant organisms. Furthermore, various possible plasmid vectors which normally contain a replication origin for propagation in *E. coli* and a marker gene for selection of transformed bacteria are available for introducing foreign genes
35 into plants. Examples are pBR322, pUC series, M13 mp series, pACYC184 etc.

5 The transgenic expression cassette may be introduced into the vector via a suitable restriction cleavage site. The resultant plasmid is first introduced into *E. coli*. Correctly transformed *E. coli* cells are selected, cultivated and the recombinant plasmid is obtained using methods familiar to the skilled worker. Restriction analysis and sequencing may be used in order to check the cloning step.

10

Transformed cells, i.e. those which contain the introduced DNA integrated into the DNA of the host cell may be selected from untransformed cells, if a selectable marker is part of the introduced DNA. A marker may be, by way of example, any gene which is capable of imparting a resistance to antibiotics or herbicides. Transformed cells
15 which express such a marker gene are capable of surviving in the presence of concentrations of an appropriate antibiotic or herbicide, which kill an untransformed wild type. Examples are the bar gene which imparts resistance to the herbicide phosphinothricin (Rathore K S et al., Plant Mol Biol. 1993 March; 21(5):871-884), the nptII gene which imparts resistance to kanamycin, the hpt gene which imparts
20 resistance to hygromycin and the EPSP gene which imparts resistance to the herbicide glyphosate.

Depending on the method of DNA introduction, further genes may be required on the vector plasmid. If agrobacteria are used, the transgenic expression cassette is to be
25 integrated into specific plasmids, either into an intermediate vector (shuttle vector) or a binary vector. If, for example, a Ti or Ri plasmid is to be used for transformation, at least the right border, in most cases, however, the right and the left border, of the Ti or Ri plasmid T-DNA is connected as flanking region with the transgenic expression cassette to be introduced. Preference is given to using binary vectors. Binary vectors
30 can replicate both in *E. coli* and in *Agrobacterium*. They normally contain a selection marker gene and a linker or polylinker flanked by the right and left T-DNA border sequences. They may be transformed directly into *Agrobacterium* (Holsters et al., Mol. Gen. Genet. 163 (1978), 181-187). The selection marker gene permits selection of transformed agrobacteria; an example is the nptII gene which imparts a resistance
35 to kanamycin. The *Agrobacterium* which in this case acts as the host organism should already contain a plasmid with the vir region. This region is required for the

5 transfer of T-DNA onto the plant cell. An *Agrobacterium* transformed in this way may be used for transformation of plant cells.

The use of T-DNA for transformation of plant cells has been intensely studied and described (B. Jenes et al., Techniques for Gene Transfer, in: Transgenic Plants, Vol. 10 1, Engineering and Utilization, edited by Kung S D and Wu R, Academic Press (1993), pp. 128-143 and in Potrykus (1991) Annu Rev Plant Physiol Plant Molec Biol 42:205-225; EP 120516; Hoekema, In: The Binary Plant Vector System, Offsetdrukkerij Kanters B. V., Alblasterdam, Chapter V; Fraley et al., Crit. Rev. Plant. Sci., 4:1-46 and An et al. (1985) EMBO J. 4:277-287). Various binary vectors are 15 known and partly commercially available, such as, for example, pBIN19 (Bevan et al. (1984) Nucl Acids Res 12:8711f.; Clontech Laboratories, Inc. USA) or PSUN derivatives (SunGene GmbH & Co. KGaA; WO 02/00900). The expression cassette according to the invention can be inserted into these binary vectors and integrated into the plant genome as described hereinabove and/or hereinbelow.

20

The DNA is transferred into the plant cell by coculturing plant explants with *Agrobacterium tumefaciens* or *Agrobacterium rhizogenes*. Starting from infected plant material (e.g. leaf, root or stem parts, but also protoplasts or plant cell 25 suspensions), it is possible to regenerate whole plants by using a suitable medium which may contain, for example, antibiotics or biocides for selection of transformed cells. The plants obtained may then be screened for the presence of the introduced DNA, in this case the transgenic expression cassette of the invention. As soon as the DNA has integrated into the host genome, the corresponding genotype is normally stable and the corresponding insertion is also found again in subsequent 30 generations. Normally, the integrated transgenic expression cassette contains a selection marker which imparts to the transformed plant a resistance to a biocide (for example a herbicide), a metabolism inhibitor such as 2-DOG or an antibiotic such as kanamycin, G 418, bleomycin, hygromycin or phosphinothricin etc. The selection marker allows the selection of transformed cells from untransformed cells 35 (McCormick et al. (1986) Plant Cell Reports 5:81-84). The plants obtained may be cultivated and crossed in the common manner. Two or more generations should be cultured in order to ensure that the genomic integration is stable and heritable.

5

As soon as a transformed plant cell has been prepared, it is possible to obtain a complete plant by using methods known to the skilled worker. To this end, callus cultures are used as starting point, by way of example. From these still undifferentiated cell masses, it is possible to induce formation of shoot and root in the known manner. The shoots obtained can be planted out and cultivated.

The integration of the T-DNA can be determined e.g. on the basis of the efficacy of expression of the nucleic acids to be expressed transgenically or of the selection marker for example in vitro by shoot meristem propagation using one of the above-described selection methods.

The invention further relates to cells, cell cultures, parts, such as, for example, roots, leaves, etc. in the case of transgenic plant organisms, and transgenic propagation material such as seeds, tubers, beets/swollen tap roots or fruits derived from the above-described transgenic organisms and/or comprising an isolated nucleic acid of the invention, a transgenic expression cassette of the invention or a vector of the invention.

Genetically modified plants of the invention, which can be consumed by humans and animals, may also be used, for example directly or after preparation known per se, as foodstuffs or feedstuffs.

The invention further relates to the use of the above-described transgenic organisms of the invention and of the cells, cell cultures, parts, such as, for example, roots, leaves, etc., in the case of transgenic plant organisms, and transgenic propagation material such as seeds, tubers, beets/swollen tap roots or fruits derived from them for the production of food- or feedstuffs, pharmaceuticals or fine chemicals.

The invention also relates to the use of an isolated nucleic acid of the invention, an expression cassette according to the invention or a vector of the invention for the manufacturing of a transgenic plant.

5 The present invention further relates to a method for the manufacturing of a transgenic plant, comprising the steps:

a) introducing into one or more plant cells an isolated nucleic acid of the invention, an expression cassette of the invention or a vector of the invention in order to produce transgenic cells; and

10 b) selection of transgenic cells which comprise said isolated nucleic acid, expression cassette or vector of the invention stably integrated into the genome; and

c) regeneration of intact plants from said transgenic cells.

Information on how these steps may be performed is given in detail hereinabove.

15

Furthermore, the present invention relates to a method for improving plant shoot growth, comprising:

i) introducing into a plant an isolated nucleic acid of the invention; and

ii) expressing the introduced nucleic acid of the invention.

20

In the following the present invention is further described by way of examples.

25 **Figures:**

FIG. 1 shows vegetative growth of *rock2*, *rock3* and *ore12* mutants in comparison to wild type: **(A.)** Photo of seedlings 19 DAG (*days after germination*). Plants were grown under long-day conditions. **(B.)** Comparison of leaves from plants shown in (A.), without *ore12*. **(C.)** Comparison of fresh weight 18 DAG. n=10; *,• = p<0,01; **, •• = p<0,005; ***, ••• = p<0,0001. * = compared to WT; • = compared to *ore12*.

30

35 FIG. 2 shows natural senescence of leaf 6 of *rock* and *ore12* mutant plants under long day conditions: **(A.)** Reduction of photosynthetic efficiency of photosystem II from 16 to 37 DAE (*days after emergence*). **(B.)**

5 Reduction of the chlorophyll content 16 to 35 DAE. (C.) Comparison of leaves from plants shown in (A.) and (B.). n=10; •=p<0,01; ••=p<0,005 compared to *ore12*.

10 FIG. 3 shows shoot parameter of *rock2*, *rock3* and *ore12* mutant plants and transgenic lines expressing *pAHK2:rock2* or *pAHK3:rock3*. (A.) The plant height of *rock2* and transgenic *rock2* and *rock3* mutant plants is increased. (B.) *rock2* mutants and transgenic *rock2* and *rock3* lines form more siliques on the main stem. n=10; *, • = p<0,01; ***, •• = p < 0,0001; * = compared to WT; • = compared to *ore12*.

15 FIG. 4 shows shoot parameter of *rock2*, *rock3* and *ore12* mutant plants and transgenic lines expressing *pAHK2:rock2* or *pAHK3:rock3*: (A., B.) *rock2* and *rock3* mutants and transgenic *rock2* and *rock3* lines form (A.) thicker stems and (B.) bigger flowers. n=10; ***, •• = p < 0,0001; * = compared to WT; • = compared to *ore12*.

20

FIG. 5 shows seed yield of two independent *pAHK3:rock3* transgenic lines compared to wild type. Transgenic lines have an up to 47% increase of seed yield compared to wild-type plants. n = 10. **= p < 0,005; ***= p < 0,0001 compared to WT.

25

Examples:

30 Material and Methods

The *rock2* and *rock3* alleles were identified and isolated based on their ability to suppress the phenotypic consequences of cytokinin deficiency caused by the overexpression of a *CKX* gene encoding a cytokinin oxidase/dehydrogenase.

35

Plant material and growth conditions

5 The Columbia (Col-0) ecotype of *Arabidopsis thaliana* was used as the wild type. Plants were grown in the greenhouse on soil or under sterile conditions in Petri dishes containing ATS-medium (Estelle, M.A., and Somerville, C. (1986). Auxin-resistant mutants of *Arabidopsis thaliana* with an altered morphology. Mol. Gen. Genet. **206**, 200-206). All plants were grown at 22°C under long-day conditions (16 h
10 light/8 h dark).

Mutagenesis

Approximately 25000 35S:CKX1 seeds (Werner, T., Motyka, V., Laucou, V., Smets, R., Van Onckelen, H., and Schmülling, T. (2003). Cytokinin-deficient transgenic
15 *Arabidopsis* plants show multiple developmental alterations indicating opposite functions of cytokinins in the regulation of shoot and root meristem activity. Plant Cell **15**, 2532-2550) were soaked for 16 h in 100 ml 0.2% (v/v) ethyl methane sulfonate at room temperature. The M1 generation was grown as single plants and the M2 generation was screened for plants with wild-type-like phenotype.

20

Genetic analysis

Mapping populations for *rock2* and *rock3* were generated by crossing the *rock2* 35S:CKX1 and *rock3* 35S:CKX1 plants with wild type ecotype Landsberg *erecta*. The F2 progeny plants were used to map *rock2* and *rock3*.

25 In order to analyze the consequences of the *rock2* and *rock3* mutations in wild type, the *rock2* and *rock3* suppressor mutants in 35S:CKX1 background were crossed to wild-type Columbia. F1 progeny plants from this cross were still showing the revertant phenotype suggesting that the *rock2* and *rock3* alleles are dominant. The F2 generation was screened for *rock2* and *rock3* plants in wild-type background (called
30 then *rock2* and *rock3* mutants).

Establishment of transgenic lines

For the construction of the *pAHK2:rock2* transgene a 2124 bp promoter region of *AHK2* was amplified by PCR from genomic DNA of *A. thaliana* Col-0 and cloned with
35 Gateway™ technology into the pDONR™P4-P1R entry vector (Invitrogen, Karlsruhe, Germany). After cloning the *AHK2* coding sequence with Gateway™ technology into the pDONR™221 entry vector (Invitrogen) the *rock2* point mutation was introduced

5 by PCR based mutagenesis with the „QuickChange Site-Directed Mutagenesis“-Kit (Stratagene, La Jolla, USA) to obtain the *rock2* Allele. Both fragments were combined with Multisite Gateway™ recombinational cloning in the pK7m24GW,3 vector (Karimi et al., 2005). To obtain the *pAHK3:rock3* construct a 2062bp promoter region of *AHK3* was amplified by PCR from genomic DNA of *A. thaliana* Col-0 and
10 the fragment was inserted into pDONR™P4-P1R entry vector (Invitrogen). The *AHK3* cDNA containing the open reading frame of the gene was PCR-amplified from *A. thaliana* Col-0 and cloned into pDONR™222 entry vector (Invitrogen). To introduce the *rock3* point mutation the „QuickChange Site-Directed Mutagenesis“-Kit (Stratagene, La Jolla, USA) was used to get the *rock3* allele. The *AHK3* promoter
15 and the *ROCK3* cDNA were combined with Multisite Gateway™ recombinational cloning in the pK7m24GW,3 vector (Karimi, M., De Meyer, B., and Hilson, P. (2005). Modular cloning in plant cells. Trends Plant Sci. **10**, 103-105). Both constructs were introduced into *Agrobacterium tumefaciens* strain GV3101 and *A. thaliana* Col-0 plants were transformed using the floral-dip method (Clough, S.J., and Bent, A.F.
20 (1998). Floral dip: a simplified method for *Agrobacterium*-mediated transformation of *Arabidopsis thaliana*. Plant J. **16**, 735-743). Transgenic lines were selected using kanamycin and propagated into the T3 or T4 generation.

Morphometric measurements

25 At 18 days after germination digital pictures were taken of rosettes and the rosette diameter was measured using the Scion Image program (Scion Corporation, Frederick, Maryland, USA). Flowers at stage 14 were photographed and their size was also measured using the Scion Image program.

Determination of fresh weight, final plant height and yield parameters

30 Fresh weights were measured by weighting either rosettes, shoots without rosettes, or whole aerial parts of the plants. The final plant height and the number of siliques were determined after termination of flowering. For analysis of seed yield, plants were put into paper bags after termination of flowering. After plants were kept dry for
35 additional three weeks, total seed weight was determined.

Photosynthetic parameters

5 The maximum efficiency of PSII photochemistry (Fv/Fm ratio) of dark adapted plants was measured with FluorCam (Photon Systems Instruments, Brno, Czech Republic). Chlorophyll contents of individual leaves were measured using the Chlorophyll Meter SPAD-502 (Konika Minolta, Bremen, Germany), taking the mean value of two measurements on the same leaf.

10

Results

1. Analysis of mutant alleles in the 35S:CKX1 background

In order to compare the consequences of the *rock3* mutation with those of the
15 *ore12* mutation the latter was introgressed into the 35S:CKX1 background (the *rock3* was identified in this background). It could be shown that the *ore12* mutation reverts partially the phenotypic consequences of CKX1 overexpression. However, at different time points during development the degree of reversion is less strong than the reversion achieved with the *rock3* allele. This difference is
20 most evident for seedling size and rosette diameter. These two parameters are good indicators for a changed cytokinin status of the CKX1ox plants.

2. Analysis of mutant alleles in wild type background

Next the consequences of all three mutant alleles (*rock2*, *rock3* and *ore12*) in the
25 wild-type background (Col-0) were compared. In Fig. 1 it is shown that only *rock2* and *rock3* alleles significantly enhance the vegetative growth of wild-type plants, whereas the *ore12* allele does not result in significant growth enhancement. This effect can already be seen early after seed germination (Fig. 1A) and is also evident from leaf size comparison at a later developmental stage
30 (Fig. 1B). The effects of the *rock2* and *rock3* alleles were not only significantly stronger compared to wild type plants but also compared to the *ore12* allele. Both *rock2* and *rock3* caused a >75% increase of fresh weight at 18 days after germination (DAG) compared to wild type. An analysis of the increase of fresh weight of rosettes and the whole plant over the complete life cycle of plants
35 showed that the increase in fresh weight difference is particularly evident at 32-40 DAG and that the effect is strongest with the *rock2* allele.

5

It is known that the enhanced cytokinin status caused by the *ore12* allele delays leaf senescence. Leaf senescence in wild-type plants, *ore12* mutant plants and the *rock* mutants was compared. Fig. 2 shows clearly a retarded onset of leaf senescence in all mutant plants compared to wild type. Photosynthetic efficiency of PS II (Fv/Fm) started to decline in the 6th rosette leaf of wild-type plants around 17 DAE and around 21 to 23 DAE in the mutant plants (Fig. 2A). Among these, *rock2* plants showed the earliest onset of leaf senescence, followed by *ore12* and *rock3*. This difference in timing of leaf senescence was maintained leading to an about ten days longer life time of *rock3* leaves compared to wild-type leaves (Fig. 2A). This result was confirmed by measuring another parameter of senescence, the decrease of chlorophyll (Fig. 2B), as well as visual inspection of the leaves (Fig. 2C).

10

15

3. Analysis of transgenic expression of *rock* alleles

In the next step the consequences of transgenic expression of the dominant *rock* alleles were analysed. To this end we transformed *Arabidopsis* Col-0 plants with genes comprising ca. 2 kb of the 5' upstream regulatory regions of AHK2 and AHK3 respectively and the *rock2* and *rock3* coding sequences, respectively. These genes were named *pAHK2:rock2* and *pAHK3:rock3*, respectively, and are labelled *pAHK2:rock2* and *pAHK3:rock3* in Fig. 3 to Fig. 5. Generally it was found a further enhancement of the phenotypic traits that were altered in the *rock* mutant plants. Figs 3 and 4 show that *pAHK2:rock2* and *pAHK3:rock3* transgenic plants have compared to wild-type or *ore12* plants a significant increase in shoot height (Fig. 3A), a significantly increased number of siliques on the main stem (Fig. 3B), thicker stems caused by an enhanced number of larger cells in the radial dimension (Fig. 4A) and a significantly increased size of flowers (Fig. 4B). As demonstrated in Fig. 5, it could be shown that *pAHK3:rock3* transgenic plants have a significantly higher seed yield compared to wild type.

20

25

30

35

5 **Claims:**

1. An isolated nucleic acid, comprising a nucleic acid sequence encoding for:

i) an amino acid sequence with the SEQ ID No. 1 or an orthologue thereof;

10 ii) an amino acid sequence having at least 48%, preferably at least 50%, more preferably at least 55% identity over the whole sequence length of SEQ ID No. 1; or

15 iii) an amino acid sequence having at least 50%, preferably at least 53%, more preferably 55% identity over a 50 amino acid sequence segment of SEQ ID No. 1 having the SEQ ID No. 5;

wherein the amino acid sequence has the amino acid phenylalanin (F) at a position corresponding to position 552 of SEQ ID No. 1.

2. An isolated nucleic acid, comprising a nucleic acid sequence encoding for:

20 i) an amino acid sequence with the SEQ ID No. 2 or an orthologue thereof;

25 ii) an amino acid sequence having at least 48%, preferably at least 50%, more preferably at least 55% identity over the whole sequence length of SEQ ID No. 2; or

iii) an amino acid sequence having at least 50%, preferably at least 55%, more preferably 60% identity over a 50 amino acid sequence segment of SEQ ID No. 2 having the SEQ ID No. 6;

30 wherein the amino acid sequence has the amino acid isoleucine (I) at a position corresponding to position 179 of SEQ ID No. 2.

3. An isolated nucleic acid of the preceding claims, further comprising at least one promoter sequence, wherein the at least one promoter sequence and the coding nucleic acid sequence are functionally linked with one another.

35

4. A transgenic expression cassette for the expression of nucleic acids comprising an isolated nucleic acid of one of claims 1 to 3.

- 5 5. A vector comprising an isolated nucleic acid of one of claims 1 to 3 or a transgenic expression cassette of claim 4.
6. A transgenic organism transiently or stably transformed or transfected with an isolated nucleic acid of claims 1 to 3, an expression cassette of claim 4 or a vector of claim 5 or progeny of such a transgenic organism.
- 10
7. A transgenic organism of claim 6, wherein the organism is a plant or a microorganism.
- 15 8. A transgenic organism of claim 7, wherein the organism is a plant selected from the family *Brassicaceae*, preferably from the genera *Brassica* or *Arabidopsis*.
9. A cell, cell culture, part, organ, tissue or transgenic propagation material comprising an isolated nucleic acid of claim 1 to 3, a transgenic expression cassette of claim 4 or a vector of claim 5.
- 20
10. Use of an isolated nucleic acid of claim 1 to 3, a transgenic expression cassette of claim 4 or a vector of claim 5 for the manufacturing of a transgenic plant.
- 25
11. Method for the manufacturing of a transgenic plant, comprising the following steps:
- 30 a) introducing into one or more plant cells an isolated nucleic acid of claim 1 to 3, a transgenic expression cassette of claim 4 or a vector of claim 5 in order to produce transgenic cells;
- b) selection of transgenic cells which comprise said isolated nucleic acid, expression cassette or vector stably integrated into the genome; and
- c) regeneration of intact plants from said transgenic cells or cells derived therefrom.
- 35

- 5 12. An isolated polypeptide encoded by an isolated nucleic acid of anyone of claims 1 to 3.
13. An isolated polypeptide comprising at least one of the amino acid sequences with the SEQ ID No. 1 or 2.
- 10
14. A method for improving plant shoot growth, comprising:
- ii) introducing into a plant an isolated nucleic acid of claim 1 to 3; and
 - ii) expressing the introduced nucleic acid of claim 1 to 3.
- 15

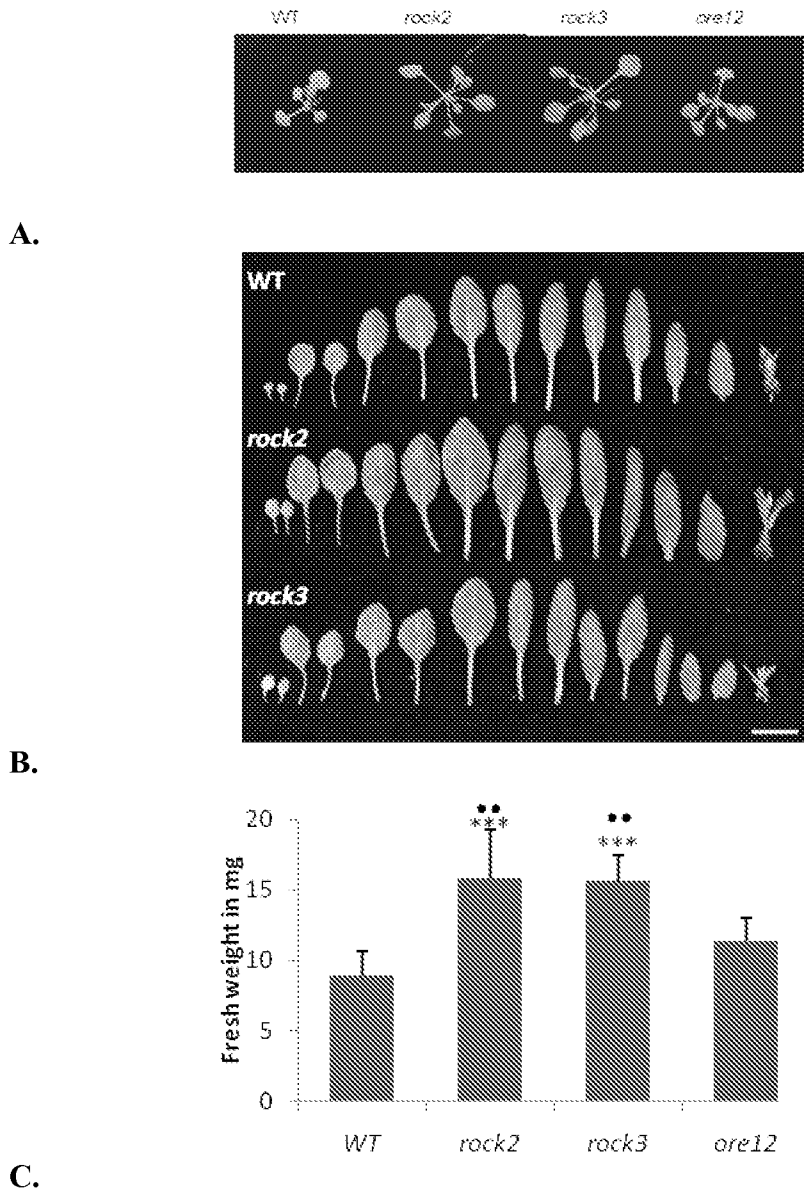


FIG. 1

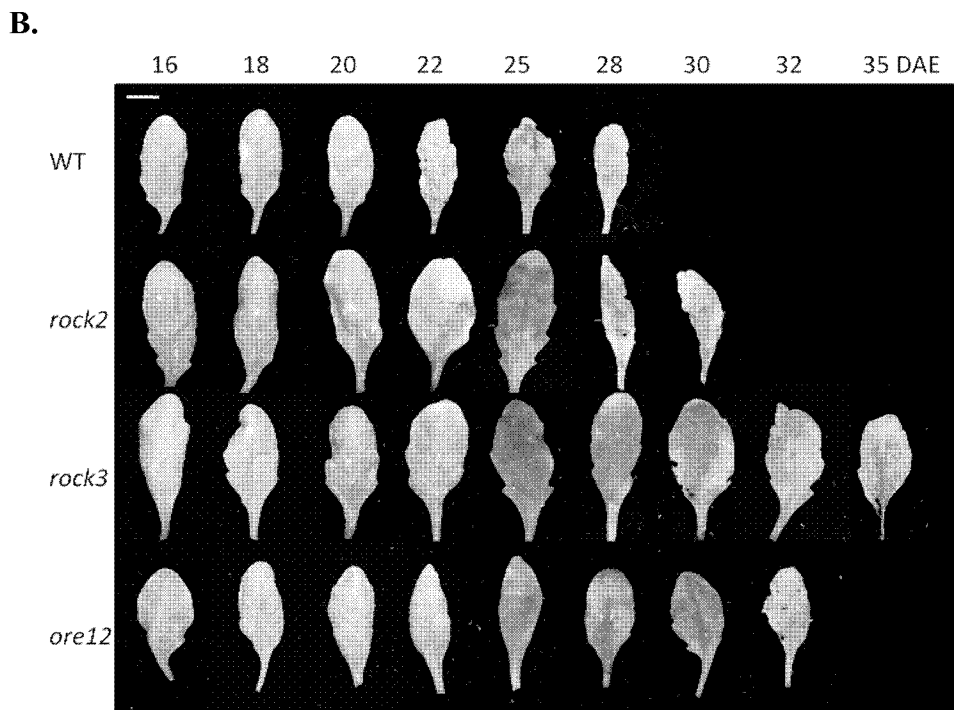
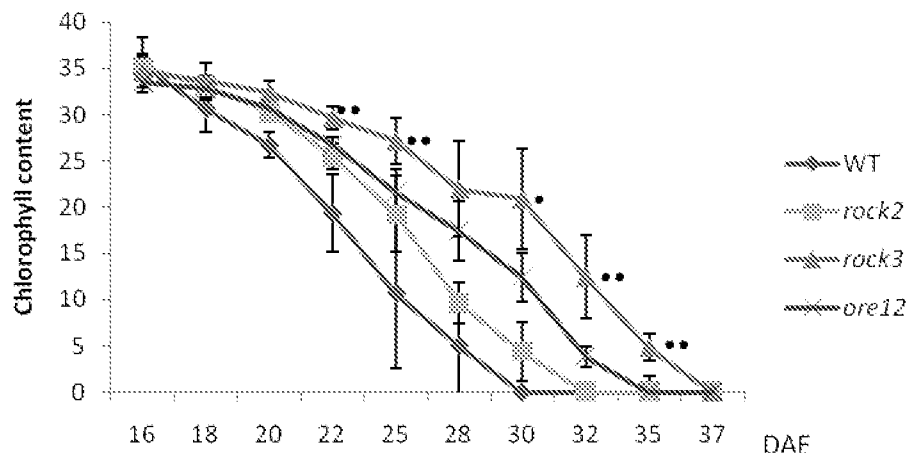
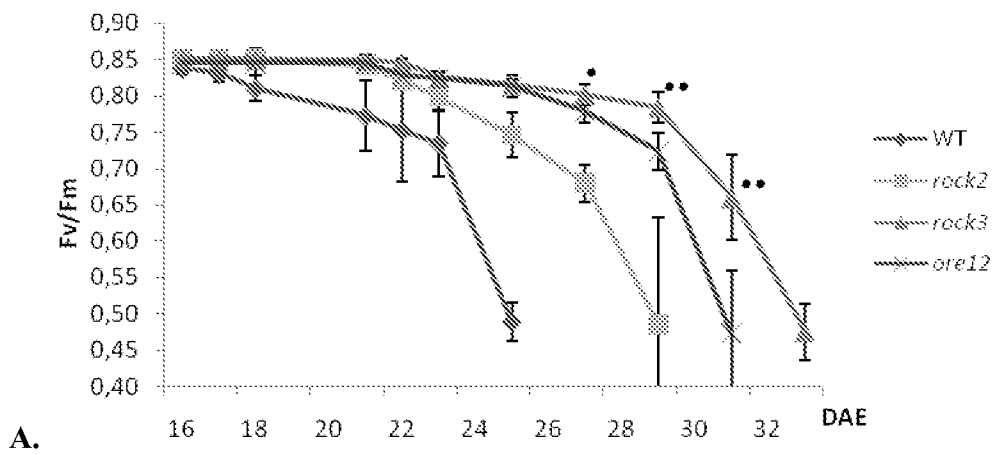


FIG. 2

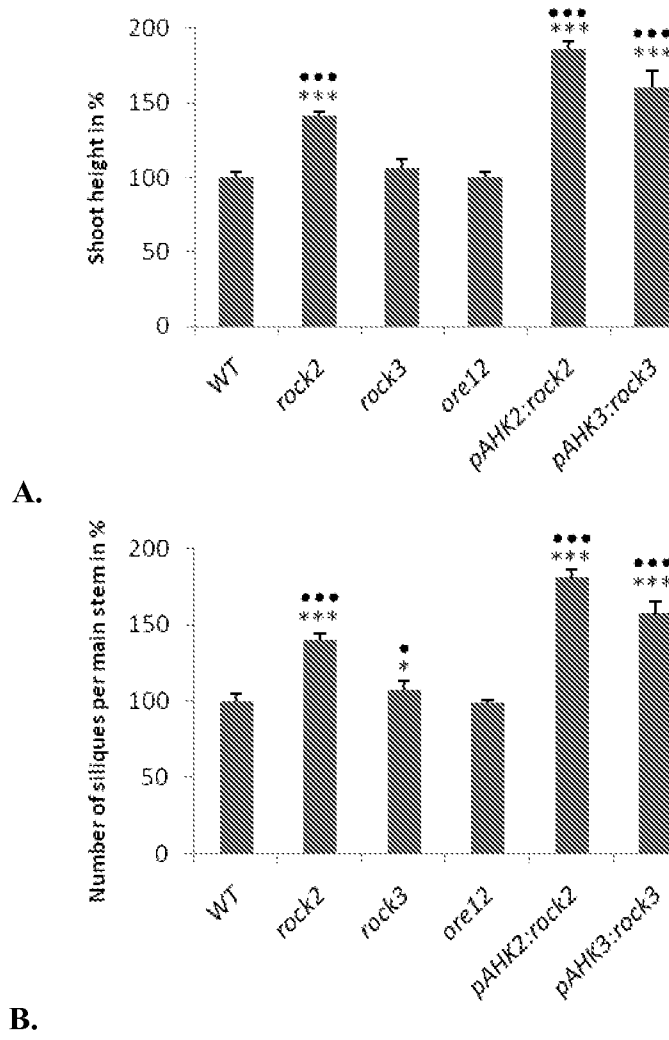


FIG. 3

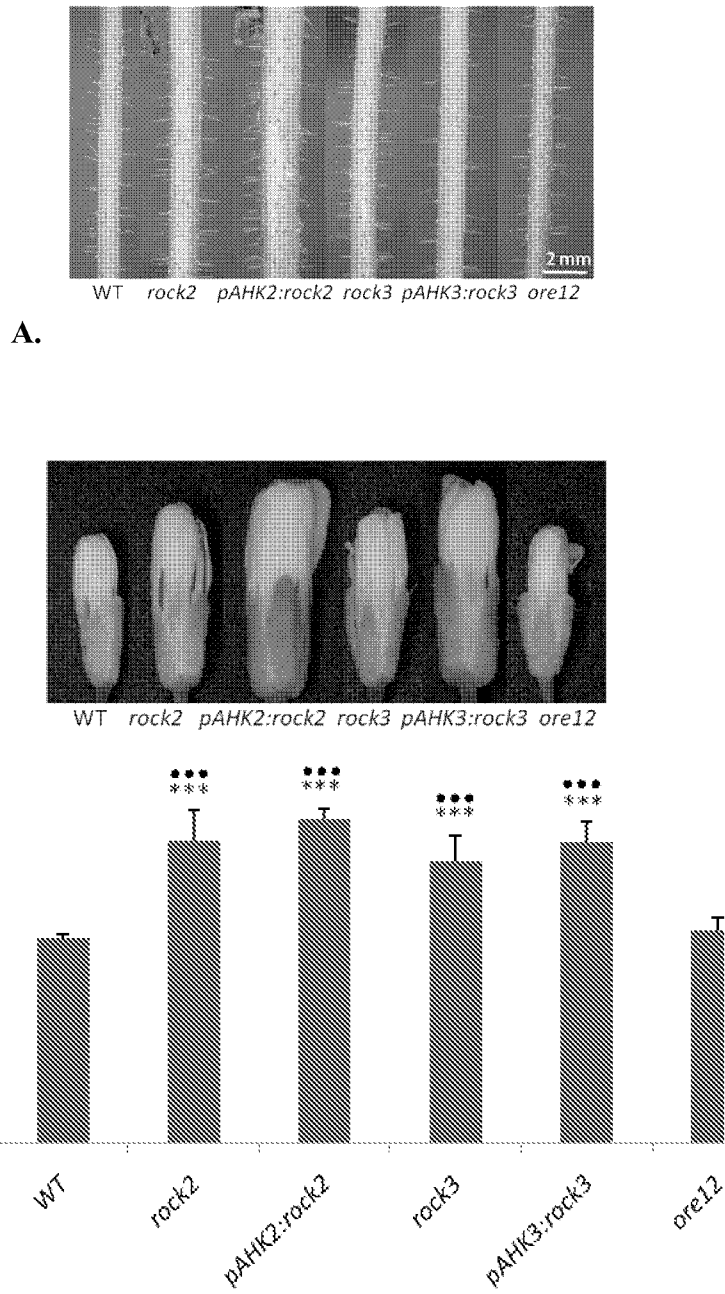


FIG. 4

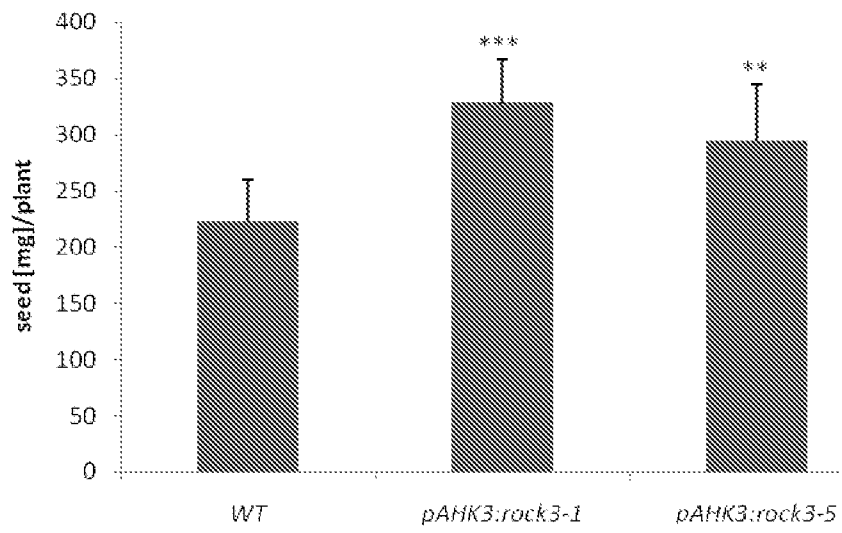


FIG. 5

INTERNATIONAL SEARCH REPORT

International application No
PCT/EP2010/059885

A. CLASSIFICATION OF SUBJECT MATTER
INV. C07K14/415 C12N15/82
ADD.

According to International Patent Classification (IPC) or to both national classification and IPC

B. FIELDS SEARCHED

Minimum documentation searched (classification system followed by classification symbols)
C07K C12N

Documentation searched other than minimum documentation to the extent that such documents are included in the fields searched

Electronic data base consulted during the international search (name of data base and, where practical, search terms used)

EPO-Internal, BIOSIS, Sequence Search, EMBASE, WPI Data

C. DOCUMENTS CONSIDERED TO BE RELEVANT

Category*	Citation of document, with indication, where appropriate, of the relevant passages	Relevant to claim No.
A	WO 2004/108931 A1 (GENOMINE INC [KR]; POSTECH FOUNDATION [KR]; NAM HONG-GIL [KR]; KIM HYO) 16 December 2004 (2004-12-15) cited in the application	1-14
A	KIM HYO JUNG ET AL: "Cytokinin-mediated control of leaf longevity by AHK3 through phosphorylation of ARR2 in Arabidopsis" January 2006 (2006-01), PROCEEDINGS OF THE NATIONAL ACADEMY OF SCIENCES OF THE UNITED STATES OF AMERICA, VOL. 103, NR. 3, PAGE(S) 814-819 , XP002556993 ISSN: 0027-8424	1-14
	----- -/--	

Further documents are listed in the continuation of Box C.

See patent family annex.

* Special categories of cited documents :

- "A" document defining the general state of the art which is not considered to be of particular relevance
- "E" earlier document but published on or after the international filing date
- "L" document which may throw doubts on priority claim(s) or which is cited to establish the publication date of another citation or other special reason (as specified)
- "O" document referring to an oral disclosure, use, exhibition or other means
- "P" document published prior to the international filing date but later than the priority date claimed

- "T" later document published after the international filing date or priority date and not in conflict with the application but cited to understand the principle or theory underlying the invention
- "X" document of particular relevance; the claimed invention cannot be considered novel or cannot be considered to involve an inventive step when the document is taken alone
- "Y" document of particular relevance; the claimed invention cannot be considered to involve an inventive step when the document is combined with one or more other such documents, such combination being obvious to a person skilled in the art.
- "&" document member of the same patent family

Date of the actual completion of the international search

22 September 2010

Date of mailing of the international search report

29/09/2010

Name and mailing address of the ISA/

European Patent Office, P.B. 5818 Patentlaan 2
NL - 2280 HV Rijswijk
Tel. (+31-70) 340-2040,
Fax: (+31-70) 340-3016

Authorized officer

Kania, Thomas

INTERNATIONAL SEARCH REPORT

International application No

PCT/EP2010/059885

C(Continuation). DOCUMENTS CONSIDERED TO BE RELEVANT		
Category*	Citation of document, with indication, where appropriate, of the relevant passages	Relevant to claim No.
A	MIWA KUMIKO ET AL: "Identification of amino acid substitutions that render the Arabidopsis cytokinin receptor histidine kinase AHK4 constitutively active" December 2007 (2007-12), PLANT AND CELL PHYSIOLOGY, VOL. 48, NR. 12, PAGE(S) 1809-1814 , XP002556994 ISSN: 0032-0781	1-14
A	----- WERNER T ET AL: "Cytokinin-deficient transgenic Arabidopsis plants show multiple developmental alterations indicating opposite functions of cytokinins in the regulation of shoot and root meristem activity" PLANT CELL, AMERICAN SOCIETY OF PLANT PHYSIOLOGISTS, ROCKVILLE, MD, US, vol. 15, no. 11, 1 November 2003 (2003-11-01), pages 2532-2550, XP002288482 ISSN: 1040-4651	1-14
A	----- HIGUCHI MASAYUKI ET AL: "In planta functions of the Arabidopsis cytokinin receptor family" PROCEEDINGS OF THE NATIONAL ACADEMY OF SCIENCES OF USA, NATIONAL ACADEMY OF SCIENCE, WASHINGTON, DC, US, vol. 101, no. 23, 8 June 2004 (2004-06-08) , pages 8821-8826, XP002362523 ISSN: 0027-8424	1-14
A	----- WO 2007/003317 A2 (UNIV BERLIN FREIE [DE]; RIEFLER MICHAEL [DE]; SCHMUELLING THOMAS [DE]) 11 January 2007 (2007-01-11)	1-14
A	----- WO 2007/137810 A1 (UNIV BERLIN FREIE [DE]; SCHMUELLING THOMAS [DE]; HEYL ALEXANDER [DE];) 6 December 2007 (2007-12-06)	1-14

INTERNATIONAL SEARCH REPORT

International application No.

PCT/EP2010/059885

Box No. I Nucleotide and/or amino acid sequence(s) (Continuation of item 1.b of the first sheet)

1. With regard to any nucleotide and/or amino acid sequence disclosed in the international application and necessary to the claimed invention, the international search was carried out on the basis of:
 - a. (means)
 - on paper
 - in electronic form
 - b. (time)
 - in the international application as filed
 - together with the international application in electronic form
 - subsequently to this Authority for the purpose of search
2. In addition, in the case that more than one version or copy of a sequence listing and/or table relating thereto has been filed or furnished, the required statements that the information in the subsequent or additional copies is identical to that in the application as filed or does not go beyond the application as filed, as appropriate, were furnished.
3. Additional comments:

INTERNATIONAL SEARCH REPORT

International application No.
PCT/EP2010/059885

Box No. II Observations where certain claims were found unsearchable (Continuation of item 2 of first sheet)

This international search report has not been established in respect of certain claims under Article 17(2)(a) for the following reasons:

1. Claims Nos.:
because they relate to subject matter not required to be searched by this Authority, namely:

2. Claims Nos.:
because they relate to parts of the international application that do not comply with the prescribed requirements to such an extent that no meaningful international search can be carried out, specifically:

3. Claims Nos.:
because they are dependent claims and are not drafted in accordance with the second and third sentences of Rule 6.4(a).

Box No. III Observations where unity of invention is lacking (Continuation of item 3 of first sheet)

This International Searching Authority found multiple inventions in this international application, as follows:

see additional sheet

1. As all required additional search fees were timely paid by the applicant, this international search report covers all searchable claims.
2. As all searchable claims could be searched without effort justifying an additional fees, this Authority did not invite payment of additional fees.
3. As only some of the required additional search fees were timely paid by the applicant, this international search report covers only those claims for which fees were paid, specifically claims Nos.:
4. No required additional search fees were timely paid by the applicant. Consequently, this international search report is restricted to the invention first mentioned in the claims; it is covered by claims Nos.:

Remark on Protest

- The additional search fees were accompanied by the applicant's protest and, where applicable, the payment of a protest fee.
- The additional search fees were accompanied by the applicant's protest but the applicable protest fee was not paid within the time limit specified in the invitation.
- No protest accompanied the payment of additional search fees.

FURTHER INFORMATION CONTINUED FROM PCT/ISA/ 210

This International Searching Authority found multiple (groups of) inventions in this international application, as follows:

1. claims: 1(completely); 3-14(partially)

An isolated nucleic acid comprising a nucleic acid encoding for an amino acid sequence with the SEQ ID NO:1 or related molecules as claimed wherein the amino acid sequence has the amino acid phenylalanin at a position corresponding to position 552 of SEQ ID NO:1, as well as related subject-matter

2. claims: 2(completely); 3-14(partially)

An isolated nucleic acid comprising a nucleic acid encoding for an amino acid sequence with the SEQ ID NO:2 or related molecules as claimed wherein the amino acid sequence has the amino acid isoleucine at a position corresponding to position 179 of SEQ ID NO:2, as well as related subject-matter

INTERNATIONAL SEARCH REPORT

Information on patent family members

International application No

PCT/EP2010/059885

Patent document cited in search report	Publication date	Patent family member(s)	Publication date
WO 2004108931 A1	16-12-2004	KR 20040106810 A	18-12-2004
WO 2007003317 A2	11-01-2007	EP 1741788 A1	10-01-2007
WO 2007137810 A1	06-12-2007	NONE	