



US00D601697S

(12) **United States Design Patent**
Sobiech et al.

(10) **Patent No.:** **US D601,697 S**

(45) **Date of Patent:** **** Oct. 6, 2009**

(54) **HANDPIECE FOR A DERMATOLOGICAL OPTICAL DELIVERY SYSTEM**

(75) Inventors: **Jeffrey L. Sobiech**, San Jose, CA (US);
David A. Dewey, Sunnyvale, CA (US);
D. Shane Fitzgibbons, San Jose, CA (US)

(73) Assignee: **Reliant Technologies, Inc.**, Mountain View, CA (US)

(**) Term: **14 Years**

(21) Appl. No.: **29/305,887**

(22) Filed: **Mar. 28, 2008**

(51) **LOC (9) Cl.** **24-02**

(52) **U.S. Cl.** **D24/133; D24/107; D24/209**

(58) **Field of Classification Search** D24/133,
D24/137, 107, 209, 210, 167; 606/4, 9, 2,
606/16, 13, 1, 10, 11, 12, 15, 17

See application file for complete search history.

(56) **References Cited**

U.S. PATENT DOCUMENTS

D320,279	S *	9/1991	McQueen	D24/215
D414,582	S *	9/1999	Hwang	D28/9
D448,852	S *	10/2001	Engelen	D24/215
D481,463	S *	10/2003	Cook et al.	D24/200
6,723,090	B2 *	4/2004	Altshuler et al.	606/9
6,790,205	B1 *	9/2004	Yamazaki et al.	606/9
D500,854	S *	1/2005	Eichel	D24/146
7,006,223	B2 *	2/2006	Mullani	606/9
7,027,153	B2 *	4/2006	Mullani	606/9
D533,943	S *	12/2006	Chen	D24/146
D538,430	S *	3/2007	Ohta	D24/146
D540,947	S *	4/2007	Jung et al.	D24/167
7,250,045	B2 *	7/2007	Island et al.	606/17
7,291,140	B2 *	11/2007	MacFarland et al.	606/9

7,309,335	B2 *	12/2007	Altshuler et al.	606/11
D561,343	S *	2/2008	Liang	D24/215
7,326,199	B2 *	2/2008	MacFarland et al.	606/10
D568,473	S *	5/2008	Ashiwa et al.	D24/146
7,413,567	B2 *	8/2008	Weckwerth et al.	606/10
D576,285	S *	9/2008	Kennedy	D24/209
D579,572	S *	10/2008	Wittenbrock et al.	D24/209
D585,997	S *	2/2009	Adam et al.	D24/210

OTHER PUBLICATIONS

U.S. Appl. No. 29/305,889, filed Mar. 28, 2008, first named Inventor Jeffrey Sobiech.

* cited by examiner

Primary Examiner—Ian Simmons

Assistant Examiner—Anna J Burmeister

(74) *Attorney, Agent, or Firm*—Wood, Herron & Evans, LLP

(57) **CLAIM**

The ornamental design for a handpiece for a dermatological optical delivery system, as shown and described.

DESCRIPTION

FIG. 1 is a perspective view showing the top, front side, and left side of a handpiece for a dermatological optical delivery system according to our new design;

FIG. 2 is a perspective view showing the top, rear side, and right side thereof;

FIG. 3 is a front view thereof;

FIG. 4 is a rear view thereof;

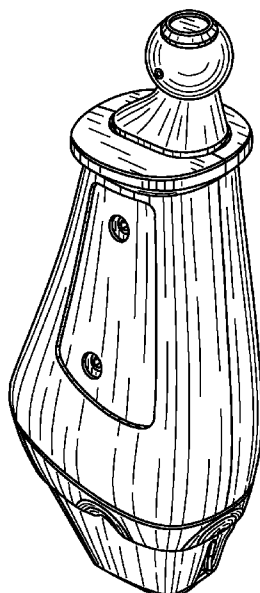
FIG. 5 is a right side view thereof;

FIG. 6 is a left side view thereof;

FIG. 7 is a top view thereof; and,

FIG. 8 is a bottom view thereof.

1 Claim, 4 Drawing Sheets






FIG. 2

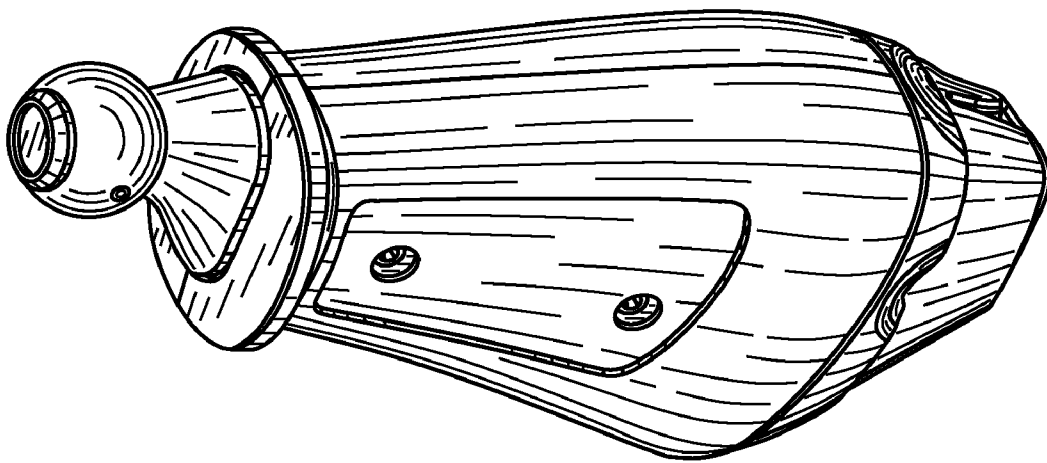


FIG. 1

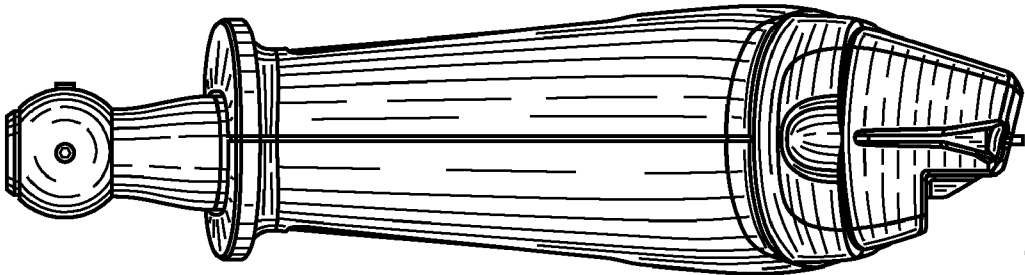


FIG. 4

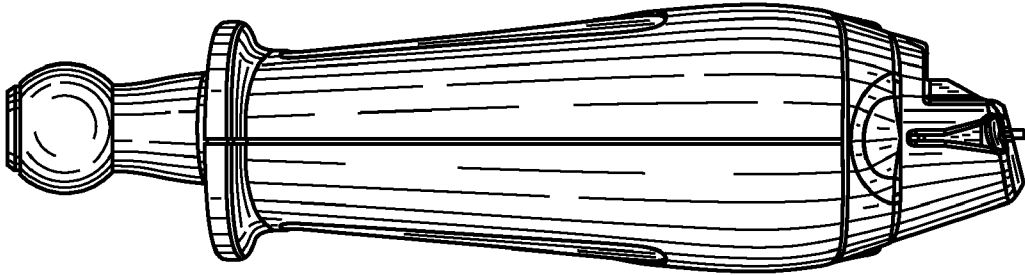


FIG. 3

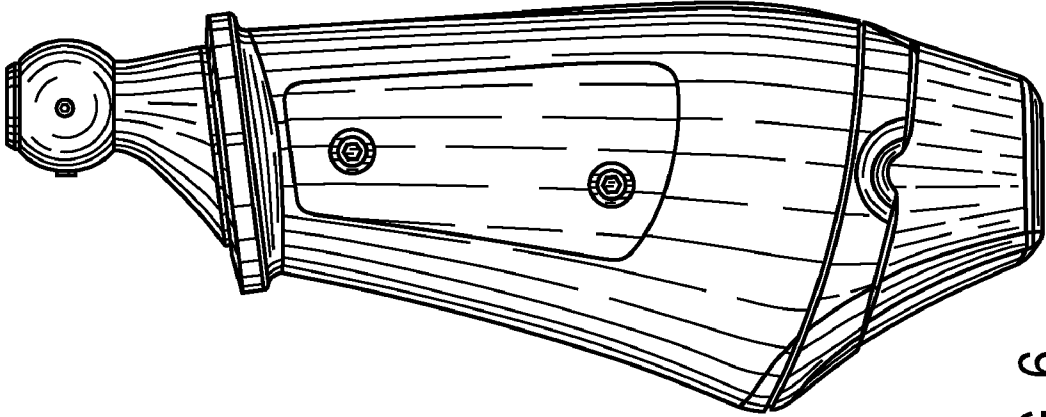


FIG. 6




FIG. 5

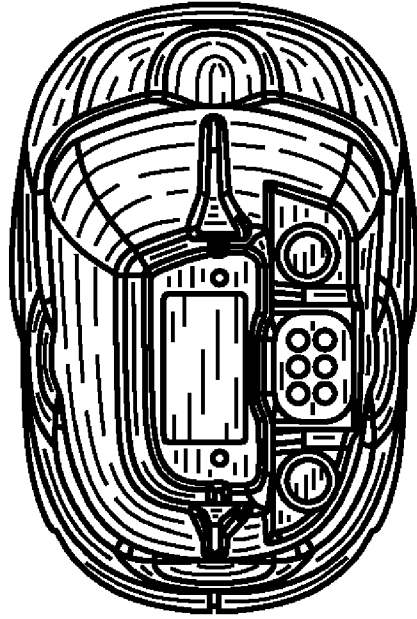


FIG. 8

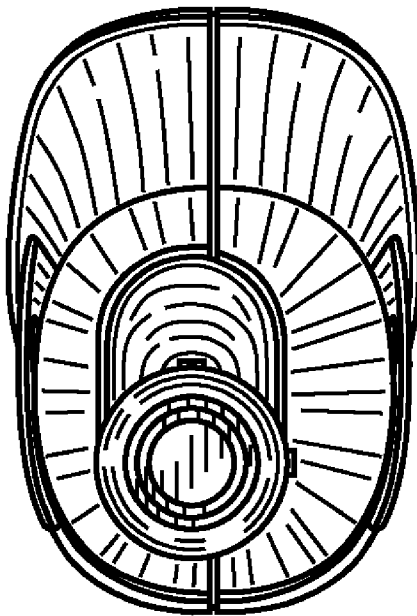


FIG. 7