



(51) International Patent Classification:

C07D 487/04 (2006.01) C12Q 1/66 (2006.01)  
A61K 31/4985 (2006.01)

(21) International Application Number:

PCT/US2017/044150

(22) International Filing Date:

27 July 2017 (27.07.2017)

(25) Filing Language:

English

(26) Publication Language:

English

(30) Priority Data:

62/367,689 28 July 2016 (28.07.2016) US

(71) Applicant: **PROMEGA CORPORATION** [US/US];  
2800 Woods Hollow Road, Madison, WI 53711-5399 (US).

(72) Inventors: **HALL, Mary**; 504 Skyview Drive, Waunakee,  
WI 53597 (US). **KIRLAND, Thomas**; 13350 San Antonio  
Road, Atascadero, CA 93422 (US). **MACHLEIDT,  
Thomas**; 6401 Landfall Drive, Madison, WI 53505 (US).  
**SHAKHMIN, Anton**; 1534 Brighton Avenue, Apt. 2,  
Grover Beach, CA 93433 (US). **WALKER, Joel, R.**; 1445  
Prefumo Canyon Road, Unit 3, San Luis Obispo, CA 93405  
(US).

(74) Agent: **CARROLL, William, A.** et al.; Michael Best &  
Friedrich LLP, 100 East Wisconsin Avenue, Suite 3300,  
Milwaukee, WI 53202-4108 (US).

(81) Designated States (unless otherwise indicated, for every  
kind of national protection available): AE, AG, AL, AM,  
AO, AT, AU, AZ, BA, BB, BG, BH, BN, BR, BW, BY, BZ,  
CA, CH, CL, CN, CO, CR, CU, CZ, DE, DJ, DK, DM, DO,  
DZ, EC, EE, EG, ES, FI, GB, GD, GE, GH, GM, GT, HN,  
HR, HU, ID, IL, IN, IR, IS, JO, JP, KE, KG, KH, KN, KP,  
KR, KW, KZ, LA, LC, LK, LR, LS, LU, LY, MA, MD, ME,  
MG, MK, MN, MW, MX, MY, MZ, NA, NG, NI, NO, NZ,  
OM, PA, PE, PG, PH, PL, PT, QA, RO, RS, RU, RW, SA,  
SC, SD, SE, SG, SK, SL, SM, ST, SV, SY, TH, TJ, TM, TN,  
TR, TT, TZ, UA, UG, US, UZ, VC, VN, ZA, ZM, ZW.

(84) Designated States (unless otherwise indicated, for every  
kind of regional protection available): ARIPO (BW, GH,  
GM, KE, LR, LS, MW, MZ, NA, RW, SD, SL, ST, SZ, TZ,  
UG, ZM, ZW), Eurasian (AM, AZ, BY, KG, KZ, RU, TJ,  
TM), European (AL, AT, BE, BG, CH, CY, CZ, DE, DK,  
EE, ES, FI, FR, GB, GR, HR, HU, IE, IS, IT, LT, LU, LV,  
MC, MK, MT, NL, NO, PL, PT, RO, RS, SE, SI, SK, SM,  
TR), OAPI (BF, BJ, CF, CG, CI, CM, GA, GN, GQ, GW,  
KM, ML, MR, NE, SN, TD, TG).

(54) Title: COELENTERAZINE ANALOGUES

(57) Abstract: Described are coelenterazine analogues, methods for making the analogues, kits comprising the analogues, and methods of using the compounds for the detection of luminescence in luciferase-based assays.



## COELENTERAZINE ANALOGUES

### RELATED APPLICATIONS

[0001] This application claims the benefit of U.S. provisional application serial no. 62/367,689, filed July 28, 2016, which is incorporated herein by reference in its entirety.

### TECHNICAL FIELD

[0002] The present disclosure relates to coelenterazine analogues, methods for making coelenterazine analogues, and methods of using coelenterazine analogues in luciferase-based assays.

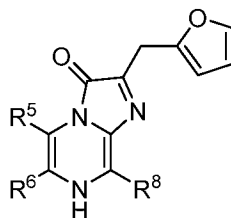
### BACKGROUND

[0003] Bioluminescent assays are used extensively in the investigation of cellular physiology, especially processes associated with gene expression. In particular, luciferase reporter enzymes are quite valuable tools in this field, and, to date, there has been intense protein engineering to obtain small and environmentally insensitive luciferases that may be useful in bioluminescent assays. There exist a number of efficient luciferase reporters enabling whole-cell biosensor measurements, drug discovery through high-throughput screening, and in vivo imaging, which also permits the study of protein-protein interactions in living cells, apoptosis, and cell viability. Luciferases that use coelenterazine and coelenterazine analogues as substrates are among the most widely used systems due to their brightness and acceptance in whole cell applications.

### SUMMARY OF THE INVENTION

[0004] Many known coelenterazine analogues have deficiencies, which limit their effectiveness as luciferase substrates and usefulness in luciferase-based assays. These deficiencies include cell toxicity, light sensitivity, thermodynamic instability, low aqueous solubility, and low cell permeability. Accordingly, there exists a need for coelenterazine analogues with improved properties and methods for synthesizing the analogues.

[0005] In one aspect, disclosed are compounds of formula (I),



(I),

or a tautomer, or a salt thereof, wherein

R<sup>5</sup> is hydrogen, halogen, hydroxy, cyano, nitro, amino, alkylamino, dialkylamino, alkyl, alkenyl, alkynyl, alkoxy, heteroalkyl, aryl, bicyclic aryl, tricyclic aryl, heteroaryl, bicyclic heteroaryl, tricyclic heteroaryl, heterocycle, cycloalkyl, or cycloalkenyl;

R<sup>6</sup> is alkyl, alkenyl, alkynyl, alkoxy, heteroalkyl, aryl, bicyclic aryl, tricyclic aryl, heteroaryl, bicyclic heteroaryl, tricyclic heteroaryl, heterocycle, cycloalkyl, or cycloalkenyl;  
or

R<sup>5</sup> and R<sup>6</sup> together with the atoms to which they are attached, form a 5- or 6-membered partially unsaturated or fully unsaturated ring, the 5- or 6-membered ring optionally containing 1, 2 or 3 heteratoms or heteroatom groups each independently selected from the group consisting of O, N, S, NO, SO and SO<sub>2</sub> as ring members, the 5- or 6-membered ring optionally fused to an aryl, heteroaryl, heterocycle, or cycloalkyl, the 5- or 6-membered ring substituted with 0, 1, 2, 3, or 4 substituents, each independently selected from the group consisting of halogen, =O, =S, cyano, nitro, fluoroalkyl, alkoxyfluoroalkyl, fluoroalkoxy, alkyl, alkenyl, alkynyl, haloalkyl, haloalkoxy, heteroalkyl, cycloalkyl, cycloalkenyl, aryl, heteroaryl, heterocycle, cycloalkylalkyl, heteroarylalkyl, arylalkyl, hydroxy, hydroxyalkyl, alkoxy, alkoxyalkyl, alkylene, aryloxy, phenoxy, benzyloxy, amino, alkylamino, dialkylamino, acylamino, aminoalkyl, arylamino, sulfonylamino, sulfinylamino, sulfonyl, alkylsulfonyl, arylsulfonyl, aminosulfonyl, sulfinyl, -COOH, ketone, amide, carbamate, silyl, substituted silyl, t-butyldimethylsilyl, alkylsulfanyl, sulfanyl, and acyl; and

R<sup>8</sup> is alkyl, alkenyl, alkynyl, alkoxy, heteroalkyl, aryl, bicyclic aryl, tricyclic aryl, heteroaryl, bicyclic heteroaryl, tricyclic heteroaryl, heterocycle, cycloalkyl, or cycloalkenyl;

wherein said alkyl, alkenyl, alkynyl, alkoxy, heteroalkyl, aryl, bicyclic aryl, tricyclic aryl, heteroaryl, bicyclic heteroaryl, tricyclic heteroaryl, heterocycle, cycloalkyl, and cycloalkenyl, at each occurrence, are independently substituted with 0, 1, 2, 3, 4, 5, 6, 7, 8, 9, or 10 substituents, each independently selected from the group consisting of halogen, =O, =S,

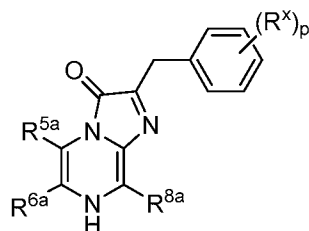
cyano, nitro, fluoroalkyl, alkoxyfluoroalkyl, fluoroalkoxy, alkyl, alkenyl, alkynyl, haloalkyl, haloalkoxy, heteroalkyl, cycloalkyl, cycloalkenyl, aryl, heteroaryl, heterocycle, cycloalkylalkyl, heteroarylalkyl, arylalkyl, hydroxy, hydroxyalkyl, alkoxy, alkoxyalkyl, alkylene, aryloxy, phenoxy, benzyloxy, amino, alkylamino, dialkylamino, acylamino, aminoalkyl, arylamino, sulfonylamino, sulfinylamino, sulfonyl, alkylsulfonyl, arylsulfonyl, aminosulfonyl, sulfinyl, -COOH, ketone, amide, carbamate, silyl, substituted silyl, t-butyl dimethylsilyl, alkylsulfanyl, sulfanyl, and acyl;

provided that the following compounds are excluded from formula (I):

8-benzyl-2-(furan-2-ylmethyl)-6-phenylimidazo[1,2-a]pyrazin-3(7H)-one; and

8-benzyl-2-(furan-2-ylmethyl)-6-(4-hydroxyphenyl)imidazo[1,2-a]pyrazin-3(7H)-one.

[0006] In another aspect, disclosed are compounds of formula (II),



(II),

or a tautomer, or a salt thereof, wherein

R<sup>x</sup> is halogen, hydroxy, cyano, nitro, amino, alkylamino, dialkylamino, alkyl, alkenyl, alkynyl, alkoxy, heteroalkyl, aryl, bicyclic aryl, tricyclic aryl, heteroaryl, bicyclic heteroaryl, tricyclic heteroaryl, heterocycle, cycloalkyl, or cycloalkenyl;

p is 0, 1, 2, 3, 4, or 5;

R<sup>5a</sup> is hydrogen, halogen, hydroxy, cyano, nitro, amino, alkylamino, dialkylamino, alkyl, alkenyl, alkynyl, alkoxy, heteroalkyl, aryl, bicyclic aryl, tricyclic aryl, heteroaryl, bicyclic heteroaryl, tricyclic heteroaryl, heterocycle, cycloalkyl, or cycloalkenyl;

R<sup>6a</sup> is alkyl, alkenyl, alkynyl, alkoxy, heteroalkyl, aryl, bicyclic aryl, tricyclic aryl, heteroaryl, bicyclic heteroaryl, tricyclic heteroaryl, heterocycle, cycloalkyl, or cycloalkenyl; or

R<sup>5a</sup> and R<sup>6a</sup> together with the atoms to which they are attached, form a 5- or 6-membered partially unsaturated or fully unsaturated ring, the 5- or 6-membered ring optionally containing 1, 2 or 3 heteratoms or heteroatom groups each independently selected from the group consisting of O, N, S, NO, SO and SO<sub>2</sub> as ring members, the 5- or 6-membered ring optionally fused to an aryl, heteroaryl, heterocycle, or cycloalkyl, the 5- or 6-membered ring substituted with 0, 1, 2, 3, or 4 substituents, each independently selected from

the group consisting of halogen, =O, =S, cyano, nitro, fluoroalkyl, alkoxyfluoroalkyl, fluoroalkoxy, alkyl, alkenyl, alkynyl, haloalkyl, haloalkoxy, heteroalkyl, cycloalkyl, cycloalkenyl, aryl, heteroaryl, heterocycle, cycloalkylalkyl, heteroarylalkyl, arylalkyl, hydroxy, hydroxyalkyl, alkoxy, alkoxyalkyl, alkylene, aryloxy, phenoxy, benzyloxy, amino, alkylamino, dialkylamino, acylamino, aminoalkyl, arylamino, sulfonylamino, sulfinylamino, sulfonyl, alkylsulfonyl, arylsulfonyl, aminosulfonyl, sulfinyl, -COOH, ketone, amide, carbamate, silyl, substituted silyl, t-butyl dimethylsilyl, alkylsulfanyl, sulfanyl, and acyl; and

$R^{8a}$  is alkyl, alkenyl, alkynyl, alkoxy, heteroalkyl, aryl, bicyclic aryl, tricyclic aryl, heteroaryl, bicyclic heteroaryl, tricyclic heteroaryl, heterocycle, cycloalkyl, or cycloalkenyl;

wherein said alkyl, alkenyl, alkynyl, alkoxy, heteroalkyl, aryl, bicyclic aryl, tricyclic aryl, heteroaryl, bicyclic heteroaryl, tricyclic heteroaryl, heterocycle, cycloalkyl, and cycloalkenyl, at each occurrence, are independently substituted with 0, 1, 2, 3, 4, 5, 6, 7, 8, 9, or 10 substituents, each independently selected from the group consisting of halogen, =O, =S, cyano, nitro, fluoroalkyl, alkoxyfluoroalkyl, fluoroalkoxy, alkyl, alkenyl, alkynyl, haloalkyl, haloalkoxy, heteroalkyl, cycloalkyl, cycloalkenyl, aryl, heteroaryl, heterocycle, cycloalkylalkyl, heteroarylalkyl, arylalkyl, hydroxy, hydroxyalkyl, alkoxy, alkoxyalkyl, alkylene, aryloxy, phenoxy, benzyloxy, amino, alkylamino, dialkylamino, acylamino, aminoalkyl, arylamino, sulfonylamino, sulfinylamino, sulfonyl, alkylsulfonyl, arylsulfonyl, aminosulfonyl, sulfinyl, -COOH, ketone, amide, carbamate, silyl, substituted silyl, t-butyl dimethylsilyl, alkylsulfanyl, sulfanyl, and acyl;

provided that  $R^x$  is not 4-hydroxy when p is 1,  $R^{5a}$  is not hydrogen, or  $R^{8a}$  is not benzyl, or any combination thereof.

**[0007]** Also disclosed are methods of making the compounds, kits comprising the compounds, and methods of using the compounds as luciferase substrates in luciferase-based assays.

### BRIEF DESCRIPTION OF THE DRAWINGS

- [0008] The patent or application file contains at least one drawing executed in color. Copies of this patent or patent application publication with color drawing(s) will be provided by the Office upon request and payment of the necessary fee.
- [0009] FIGS. 1A-1D show luminescence screening with Nanoluc® Luciferase and Renilla Luciferase.
- [0010] FIGS. 2A and 2B show autoluminescence determinations under substrate and enzyme titration conditions.
- [0011] FIGS. 3A-3C show luminescence and autoluminescence determinations in various buffers using Nanoluc® Luciferase or Renilla Luciferase.
- [0012] FIGS. 4A-4D show spectral profiles in various buffers using Nanoluc® Luciferase or Renilla Luciferase.
- [0013] FIGS. 5A-5I show bioluminescent resonance energy transfer (BRET) spectral measurements.
- [0014] FIGS. 6A-6F show the change in bioluminescent resonance energy transfer (BRET) induced by increasing concentrations of rapamycin in a live cell BRET model for the interaction of FKBP and Frb.
- [0015] FIGS. 7A-7F show rapamycin induced change in bioluminescent resonance energy transfer (BRET) spectrum in a live cell BRET model for the interaction of FKBP and Frb.
- [0016] FIG. 8A shows substrate effects on viability of Hela cells.
- [0017] FIG. 8B shows substrate effects on viability of HEK293 cells.

### DETAILED DESCRIPTION

- [0018] Disclosed herein are coelenterazine analogues. The coelenterazine analogues can be compounds of formula (I) or formula (II) and can be useful substrates for proteins that utilize coelenterazine (“coelenterazine-utilizing enzymes”) to produce luminescence, including, but not limited to, luciferases and photoproteins found in various marine organisms such as cnidarians (e.g., *Renilla* luciferase), jellyfish (e.g., aequorin from the *Aequorea* jellyfish) and decapods luciferases (e.g., luciferase complex of *Oplophorus gracilirostris*).
- [0019] The compounds of formula (I) and formula (II) may produce red-shifted bioluminescent light. Known substrates for the coelenterazine utilizing enzymes, such as the NANOLUC® bioluminescent enzyme, generate bioluminescent light with a peak of about

460 nM. However, the compounds disclosed herein (e.g., compounds of formula (I) and (II)) can provide wavelength shifts of the bioluminescent light from 460 - 596 nM. Unlike blue light, red light is not attenuated in tissue, therefore bioluminescent systems that generate red light are preferred for in vivo imaging applications. Thus, the compounds of formula (I) and (II) may be useful for in vivo luminescent imaging applications as well as in other applications that utilize bioluminescence.

## 1. Definitions

**[0020]** Unless otherwise defined, all technical and scientific terms used herein have the same meaning as commonly understood by one of ordinary skill in the art. In case of conflict, the present document, including definitions, will control. Preferred methods and materials are described below, although methods and materials similar or equivalent to those described herein can be used in practice or testing of the present invention. All publications, patent applications, patents and other references mentioned herein are incorporated by reference in their entirety. The materials, methods, and examples disclosed herein are illustrative only and not intended to be limiting.

**[0021]** The terms “comprise(s),” “include(s),” “having,” “has,” “can,” “contain(s),” and variants thereof, as used herein, are intended to be open-ended transitional phrases, terms, or words that do not preclude the possibility of additional acts or structures. The singular forms “a,” “an” and “the” include plural references unless the context clearly dictates otherwise. The present disclosure also contemplates other embodiments “comprising,” “consisting of” and “consisting essentially of,” the embodiments or elements presented herein, whether explicitly set forth or not.

**[0022]** The modifier “about” used in connection with a quantity is inclusive of the stated value and has the meaning dictated by the context (for example, it includes at least the degree of error associated with the measurement of the particular quantity). The modifier “about” should also be considered as disclosing the range defined by the absolute values of the two endpoints. For example, the expression “from about 2 to about 4” also discloses the range “from 2 to 4.” The term “about” may refer to plus or minus 10% of the indicated number. For example, “about 10%” may indicate a range of 9% to 11%, and “about 1” may mean from 0.9-1.1. Other meanings of “about” may be apparent from the context, such as rounding off, so, for example “about 1” may also mean from 0.5 to 1.4.

**[0023]** Definitions of specific functional groups and chemical terms are described in more detail below. For purposes of this disclosure, the chemical elements are identified in accordance with the Periodic Table of the Elements, CAS version, Handbook of Chemistry and Physics, 75<sup>th</sup> Ed., inside cover, and specific functional groups are generally defined as described therein. Additionally, general principles of organic chemistry, as well as specific functional moieties and reactivity, are described in *Organic Chemistry*, Thomas Sorrell, University Science Books, Sausalito, 1999; Smith and March *March's Advanced Organic Chemistry*, 5<sup>th</sup> Edition, John Wiley & Sons, Inc., New York, 2001; Larock, *Comprehensive Organic Transformations*, VCH Publishers, Inc., New York, 1989; Carruthers, *Some Modern Methods of Organic Synthesis*, 3<sup>rd</sup> Edition, Cambridge University Press, Cambridge, 1987; the entire contents of each of which are incorporated herein by reference.

**[0024]** The term "alkoxy" as used herein, refers to an alkyl group, as defined herein, appended to the parent molecular moiety through an oxygen atom. Representative examples of alkoxy include, but are not limited to, methoxy, ethoxy, propoxy, 2-propoxy, butoxy and tert-butoxy.

**[0025]** The term "alkyl" as used herein, means a straight or branched, saturated hydrocarbon chain containing from 1 to 10 carbon atoms. The term "lower alkyl" or "C<sub>1</sub>-C<sub>6</sub>-alkyl" means a straight or branched chain hydrocarbon containing from 1 to 6 carbon atoms. The term "C<sub>1</sub>-C<sub>3</sub>-alkyl" means a straight or branched chain hydrocarbon containing from 1 to 3 carbon atoms. Representative examples of alkyl include, but are not limited to, methyl, ethyl, *n*-propyl, *iso*-propyl, *n*-butyl, *sec*-butyl, *iso*-butyl, *tert*-butyl, *n*-pentyl, isopentyl, neopentyl, *n*-hexyl, 3-methylhexyl, 2,2-dimethylpentyl, 2,3-dimethylpentyl, *n*-heptyl, *n*-octyl, *n*-nonyl, and *n*-decyl.

**[0026]** The term "alkenyl" as used herein, means a hydrocarbon chain containing from 2 to 10 carbon atoms with at least one carbon-carbon double bond. In some embodiments, the alkenyl group may be substituted with an aryl group, such as a phenyl.

**[0027]** The term "alkynyl" as used herein, means a hydrocarbon chain containing from 2 to 10 carbon atoms with at least one carbon-carbon triple bond. In some embodiments, the alkynyl group may be substituted with an aryl group, such as a phenyl.

**[0028]** The term "alkoxyalkyl" as used herein, refers to an alkoxy group, as defined herein, appended to the parent molecular moiety through an alkyl group, as defined herein.

**[0029]** The term "alkylene", as used herein, refers to a divalent group derived from a straight or branched chain hydrocarbon of 1 to 10 carbon atoms, for example, of 2 to 5 carbon

atoms. Representative examples of alkylene include, but are not limited to,  $-\text{CH}_2\text{CH}_2-$ ,  $-\text{CH}_2\text{CH}_2\text{CH}_2-$ ,  $-\text{CH}_2\text{CH}_2\text{CH}_2\text{CH}_2-$ , and  $-\text{CH}_2\text{CH}_2\text{CH}_2\text{CH}_2\text{CH}_2-$ .

**[0030]** The term “aryl” as used herein, refers to a phenyl group, or bicyclic aryl or tricyclic aryl fused ring systems. Bicyclic fused ring systems are exemplified by a phenyl group appended to the parent molecular moiety and fused to a phenyl group. Tricyclic fused ring systems are exemplified by a phenyl group appended to the parent molecular moiety and fused to two other phenyl groups. Representative examples of bicyclic aryls include, but are not limited to, naphthyl. Representative examples of tricyclic aryls include, but are not limited to, anthracenyl. The monocyclic, bicyclic, and tricyclic aryls are connected to the parent molecular moiety through any carbon atom contained within the rings.

**[0031]** The term “cycloalkyl” as used herein, refers to a carbocyclic ring system containing three to ten carbon atoms, zero heteroatoms and zero double bonds. Representative examples of cycloalkyl include, but are not limited to, monocyclic cycloalkyl such as cyclopropyl, cyclobutyl, cyclopentyl, cyclohexyl, cycloheptyl, cyclooctyl, cyclononyl and cyclodecyl. The cycloalkyl groups described herein can be appended to the parent molecular moiety through any substitutable carbon atom. “Cycloalkyl” also includes carbocyclic ring systems in which a cycloalkyl group is appended to the parent molecular moiety and is fused to an aryl group as defined herein.

**[0032]** The term “cycloalkenyl” as used herein, means a non-aromatic monocyclic or multicyclic ring system containing at least one carbon-carbon double bond and preferably having from 5-10 carbon atoms per ring. Exemplary monocyclic cycloalkenyl rings include cyclopentenyl, cyclohexenyl or cycloheptenyl.

**[0033]** The term “fluoroalkyl” as used herein, means an alkyl group, as defined herein, in which one, two, three, four, five, six, seven or eight hydrogen atoms are replaced by fluorine. Representative examples of fluoroalkyl include, but are not limited to, 2-fluoroethyl, 2,2,2-trifluoroethyl, trifluoromethyl, difluoromethyl, pentafluoroethyl, and trifluoropropyl such as 3,3,3-trifluoropropyl.

**[0034]** The term “alkoxyfluoroalkyl” as used herein, refers to an alkoxy group, as defined herein, appended to the parent molecular moiety through a fluoroalkyl group, as defined herein.

**[0035]** The term “fluoroalkoxy” as used herein, means at least one fluoroalkyl group, as defined herein, is appended to the parent molecular moiety through an oxygen atom.

Representative examples of fluoroalkyloxy include, but are not limited to, difluoromethoxy, trifluoromethoxy and 2,2,2-trifluoroethoxy.

**[0036]** The term “halogen” or “halo” as used herein, means Cl, Br, I, or F.

**[0037]** The term “haloalkyl” as used herein, means an alkyl group, as defined herein, in which one, two, three, four, five, six, seven or eight hydrogen atoms are replaced by a halogen.

**[0038]** The term “haloalkoxy” as used herein, means at least one haloalkyl group, as defined herein, is appended to the parent molecular moiety through an oxygen atom.

**[0039]** The term “heteroalkyl” as used herein, means an alkyl group, as defined herein, in which one or more of the carbon atoms has been replaced by a heteroatom selected from S, Si, O, P and N. The heteroatom may be oxidized. Representative examples of heteroalkyls include, but are not limited to, alkyl ethers, secondary and tertiary alkyl amines, amides, and alkyl sulfides.

**[0040]** The term “heteroaryl” as used herein, refers to an aromatic monocyclic ring or an aromatic bicyclic ring system or an aromatic tricyclic ring system. The aromatic monocyclic rings are five or six membered rings containing at least one heteroatom independently selected from the group consisting of N, O and S (e.g. 1, 2, 3, or 4 heteroatoms independently selected from O, S, and N). The five membered aromatic monocyclic rings have two double bonds and the six membered aromatic monocyclic rings have three double bonds. The bicyclic heteroaryl groups are exemplified by a monocyclic heteroaryl ring fused to a monocyclic cycloalkyl group, as defined herein, a monocyclic aryl group, as defined herein, a monocyclic heteroaryl group, as defined herein, or a monocyclic heterocycle, as defined herein. The tricyclic heteroaryl groups are exemplified by a monocyclic heteroaryl ring fused to two of a monocyclic cycloalkyl group, as defined herein, a monocyclic aryl group, as defined herein, a monocyclic heteroaryl group, as defined herein, or a monocyclic heterocycle, as defined herein. Representative examples of monocyclic heteroaryl include, but are not limited to, pyridinyl (including pyridin-2-yl, pyridin-3-yl, pyridin-4-yl), pyrimidinyl, pyrazinyl, thienyl, furyl, thiazolyl, thiadiazolyl, isoxazolyl, pyrazolyl, and 2-oxo-1,2-dihydropyridinyl. Representative examples of bicyclic heteroaryl include, but are not limited to, chromenyl, benzothienyl, benzodioxolyl, benzotriazolyl, quinolinyl, thienopyrrolyl, thienothienyl, imidazothiazolyl, benzothiazolyl, benzofuranyl, indolyl, quinolinyl, imidazopyridine, benzoaxadiazolyl, and benzopyrazolyl. Representative examples of tricyclic heteroaryl include, but are not limited to, dibenzofuranyl and dibenzothienyl. The

monocyclic, bicyclic, and tricyclic heteroaryls are connected to the parent molecular moiety through any carbon atom or any nitrogen atom contained within the rings.

**[0041]** The term “heterocycle” or “heterocyclic” as used herein, means a monocyclic heterocycle, a bicyclic heterocycle, or a tricyclic heterocycle. The monocyclic heterocycle is a three-, four-, five-, six-, seven-, or eight-membered ring containing at least one heteroatom independently selected from the group consisting of O, N, and S. The three- or four-membered ring contains zero or one double bond, and one heteroatom selected from the group consisting of O, N, and S. The five-membered ring contains zero or one double bond and one, two or three heteroatoms selected from the group consisting of O, N and S. The six-membered ring contains zero, one or two double bonds and one, two, or three heteroatoms selected from the group consisting of O, N, and S. The seven- and eight-membered rings contains zero, one, two, or three double bonds and one, two, or three heteroatoms selected from the group consisting of O, N, and S. Representative examples of monocyclic heterocycles include, but are not limited to, azetidiny, azepany, aziridiny, diazepany, 1,3-dioxany, 1,3-dioxolany, 1,3-dithiolany, 1,3-dithiany, 1,3-dimethylpyrimidine-2,4(1H,3H)-dione, imidazoliny, imidazolidiny, isothiazoliny, isothiazolidiny, isoxazoliny, isoxazolidiny, morpholiny, oxadiazoliny, oxadiazolidiny, oxazoliny, oxazolidiny, oxetany, piperaziny, piperidiny, pyran, pyrazoliny, pyrazolidiny, pyrroliny, pyrrolidiny, tetrahydrofurany, tetrahydropyran, tetrahydropyridiny, tetrahydrothieny, thiadiazoliny, thiadiazolidiny, 1,2-thiazinany, 1,3-thiazinany, thiazoliny, thiazolidiny, thiomorpholiny, 1,1-dioxidothiomorpholiny (thiomorpholine sulfone), thiopyran, and trithiany. The bicyclic heterocycle is a monocyclic heterocycle fused to a phenyl group, or a monocyclic heterocycle fused to a monocyclic cycloalkyl, or a monocyclic heterocycle fused to a monocyclic cycloalkenyl, or a monocyclic heterocycle fused to a monocyclic heterocycle, or a spiro heterocycle group, or a bridged monocyclic heterocycle ring system in which two non-adjacent atoms of the ring are linked by an alkylene bridge of 1, 2, 3, or 4 carbon atoms, or an alkenylene bridge of two, three, or four carbon atoms. Representative examples of bicyclic heterocycles include, but are not limited to, benzopyran, benzothiopyran, chromany, 2,3-dihydrobenzofurany, 2,3-dihydrobenzothiény, 2,3-dihydroisoquinoline, 2-azaspiro[3.3]heptan-2-yl, azabicyclo[2.2.1]heptyl (including 2-azabicyclo[2.2.1]hept-2-yl), 2,3-dihydro-1*H*-indoly, isoindoliny, octahydrocyclopenta[*c*]pyrroly, octahydropyrrolopyridiny, and tetrahydroisoquinoliny. Tricyclic heterocycles are exemplified by a bicyclic heterocycle fused to a phenyl group, or a

bicyclic heterocycle fused to a monocyclic cycloalkyl, or a bicyclic heterocycle fused to a monocyclic cycloalkenyl, or a bicyclic heterocycle fused to a monocyclic heterocycle, or a bicyclic heterocycle in which two non-adjacent atoms of the bicyclic ring are linked by an alkylene bridge of 1, 2, 3, or 4 carbon atoms, or an alkenylene bridge of two, three, or four carbon atoms. Examples of tricyclic heterocycles include, but are not limited to, octahydro-2,5-epoxypentalene, hexahydro-2*H*-2,5-methanocyclopenta[*b*]furan, hexahydro-1*H*-1,4-methanocyclopenta[*c*]furan, aza-adamantane (1-azatricyclo[3.3.1.1<sup>3,7</sup>]decane), and oxa-adamantane (2-oxatricyclo[3.3.1.1<sup>3,7</sup>]decane). The monocyclic, bicyclic, and tricyclic heterocycles are connected to the parent molecular moiety through any carbon atom or any nitrogen atom contained within the rings.

**[0042]** The term “hydroxyl” as used herein, means an –OH group.

**[0043]** In some instances, the number of carbon atoms in a hydrocarbyl substituent (e.g., alkyl or cycloalkyl) is indicated by the prefix “C<sub>x</sub>-C<sub>y</sub>–”, wherein x is the minimum and y is the maximum number of carbon atoms in the substituent. Thus, for example, “C<sub>1</sub>-C<sub>3</sub>-alkyl” refers to an alkyl substituent containing from 1 to 3 carbon atoms.

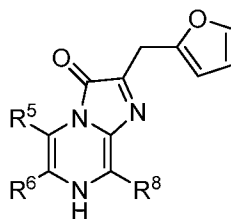
**[0044]** The term “substituted” refers to a group that may be further substituted with one or more non-hydrogen substituent groups. Exemplary substituent groups are halogen, =O, =S, cyano, nitro, fluoroalkyl, alkoxyfluoroalkyl, fluoroalkoxy, alkyl, alkenyl, alkynyl, haloalkyl, haloalkoxy, heteroalkyl, cycloalkyl, cycloalkenyl, aryl, heteroaryl, heterocycle, cycloalkylalkyl, heteroarylalkyl, arylalkyl, hydroxy, hydroxyalkyl, alkoxy, alkoxyalkyl, alkylene, aryloxy, phenoxy, benzyloxy, amino, alkylamino, acylamino, aminoalkyl, arylamino, sulfonylamino, sulfinylamino, sulfonyl, alkylsulfonyl, arylsulfonyl, aminosulfonyl, sulfinyl, –COOH, ketone, amide, carbamate, and acyl.

**[0045]** For compounds described herein, groups and substituents thereof may be selected in accordance with permitted valence of the atoms and the substituents, such that the selections and substitutions result in a stable compound, e.g., which does not spontaneously undergo transformation such as by rearrangement, cyclization, elimination, etc.

**[0046]** For the recitation of numeric ranges herein, each intervening number there between with the same degree of precision is explicitly contemplated. For example, for the range of 6-9, the numbers 7 and 8 are contemplated in addition to 6 and 9, and for the range 6.0-7.0, the number 6.0, 6.1, 6.2, 6.3, 6.4, 6.5, 6.6, 6.7, 6.8, 6.9, and 7.0 are explicitly contemplated.

## 2. Compounds

[0047] Disclosed are compounds of formula (I):



(I),

or tautomers, or salts thereof (e.g., pharmaceutically acceptable salts), wherein R<sup>5</sup> is hydrogen, halogen, hydroxy, cyano, nitro, amino, alkylamino, dialkylamino, alkyl, alkenyl, alkynyl, alkoxy, heteroalkyl, aryl, bicyclic aryl, tricyclic aryl, heteroaryl, bicyclic heteroaryl, tricyclic heteroaryl, heterocycle, cycloalkyl, or cycloalkenyl; R<sup>6</sup> is alkyl, alkenyl, alkynyl, alkoxy, heteroalkyl, aryl, bicyclic aryl, tricyclic aryl, heteroaryl, bicyclic heteroaryl, tricyclic heteroaryl, heterocycle, cycloalkyl, or cycloalkenyl; or R<sup>5</sup> and R<sup>6</sup> together with the atoms to which they are attached, form a 5- or 6-membered partially unsaturated or fully unsaturated ring, the 5- or 6-membered ring optionally containing 1, 2 or 3 heteratoms or heteroatom groups each independently selected from the group consisting of O, N, S, NO, SO and SO<sub>2</sub> as ring members, the 5- or 6-membered ring optionally fused to an aryl, heteroaryl, heterocycle, or cycloalkyl, the 5- or 6-membered ring substituted with 0, 1, 2, 3, or 4 substituents, each independently selected from the group consisting of halogen, =O, =S, cyano, nitro, fluoroalkyl, alkoxyfluoroalkyl, fluoroalkoxy, alkyl, alkenyl, alkynyl, haloalkyl, haloalkoxy, heteroalkyl, cycloalkyl, cycloalkenyl, aryl, heteroaryl, heterocycle, cycloalkylalkyl, heteroarylalkyl, arylalkyl, hydroxy, hydroxyalkyl, alkoxy, alkoxyalkyl, alkylene, aryloxy, phenoxy, benzyloxy, amino, alkylamino, dialkylamino, acylamino, aminoalkyl, arylamino, sulfonylamino, sulfinylamino, sulfonyl, alkylsulfonyl, arylsulfonyl, aminosulfonyl, sulfinyl, -COOH, ketone, amide, carbamate, silyl, substituted silyl, t-butyldimethylsilyl, alkylsulfanyl, sulfanyl, and acyl; and R<sup>8</sup> is alkyl, alkenyl, alkynyl, alkoxy, heteroalkyl, aryl, bicyclic aryl, tricyclic aryl, heteroaryl, bicyclic heteroaryl, tricyclic heteroaryl, heterocycle, cycloalkyl, or cycloalkenyl; wherein said alkyl, alkenyl, alkynyl, alkoxy, heteroalkyl, aryl, bicyclic aryl, tricyclic aryl, heteroaryl, bicyclic heteroaryl, tricyclic heteroaryl, heterocycle, cycloalkyl, and cycloalkenyl, at each occurrence, are independently substituted with 0, 1, 2, 3, 4, 5, 6, 7, 8, 9, or 10 substituents, each independently selected from the group consisting of halogen, =O, =S, cyano, nitro, fluoroalkyl, alkoxyfluoroalkyl, fluoroalkoxy, alkyl, alkenyl, alkynyl, haloalkyl, haloalkoxy, heteroalkyl, cycloalkyl, cycloalkenyl, aryl, heteroaryl, heterocycle, cycloalkylalkyl, heteroarylalkyl, arylalkyl, hydroxy, hydroxyalkyl, alkoxy, alkoxyalkyl,

alkylene, aryloxy, phenoxy, benzyloxy, amino, alkylamino, dialkylamino, acylamino, aminoalkyl, arylamino, sulfonylamino, sulfinylamino, sulfonyl, alkylsulfonyl, arylsulfonyl, aminosulfonyl, sulfinyl, -COOH, ketone, amide, carbamate, silyl, substituted silyl, t-butyl dimethylsilyl, alkylsulfanyl, sulfanyl, and acyl; provided that the following compounds are excluded from formula (I): 8-benzyl-2-(furan-2-ylmethyl)-6-phenylimidazo[1,2-a]pyrazin-3(7H)-one; and 8-benzyl-2-(furan-2-ylmethyl)-6-(4-hydroxyphenyl)imidazo[1,2-a]pyrazin-3(7H)-one.

**[0048]** In certain embodiments according to formula (I), R<sup>5</sup> is hydrogen, C<sub>1</sub>-C<sub>6</sub>alkyl, C<sub>2</sub>-alkenyl, C<sub>2-6</sub>alkynyl (e.g., C<sub>2</sub>alkynyl), phenyl, cyano, amino, C<sub>1</sub>-C<sub>6</sub>alkylamino, C<sub>1</sub>-C<sub>6</sub>dialkylamino (e.g., dimethylamino), or C<sub>1</sub>-C<sub>6</sub>alkoxy (e.g., methoxy), wherein the phenyl is optionally substituted with 1-3 substituents independently selected from the group consisting of halogen, nitro, cyano, C<sub>1</sub>-C<sub>6</sub>alkyl, C<sub>1</sub>-C<sub>6</sub>haloalkyl, amino, C<sub>1</sub>-C<sub>6</sub>alkylamino, C<sub>1</sub>-C<sub>6</sub>dialkylamino, hydroxy, and C<sub>1</sub>-C<sub>6</sub>alkoxy; R<sup>6</sup> is phenyl, naphthyl, tricyclic aryl, biphenyl (e.g., 1,4-biphenyl), or heteroaryl (e.g., a monocyclic or bicyclic ring system), wherein the phenyl, naphthyl, biphenyl, tricyclic aryl, and heteroaryl are independently optionally substituted with 1-3 substituents independently selected from the group consisting of halogen (e.g., fluoro), nitro, cyano, C<sub>1</sub>-C<sub>6</sub>alkyl (e.g., methyl), C<sub>1</sub>-C<sub>6</sub>haloalkyl, amino, C<sub>1</sub>-C<sub>6</sub>alkylamino, C<sub>1</sub>-C<sub>6</sub>dialkylamino, hydroxy, and C<sub>1</sub>-C<sub>6</sub>alkoxy (e.g., methoxy); or R<sup>5</sup> and R<sup>6</sup> together with the atoms to which they are attached, form a 5- or 6-membered partially unsaturated or fully unsaturated carbocyclic ring, the 5- or 6-membered carbocyclic ring being optionally fused to a phenyl, the 5- or 6-membered carbocyclic ring being optionally substituted with 1-3 substituents independently selected from the group consisting of oxo, halogen, nitro, cyano, C<sub>1</sub>-C<sub>6</sub>alkyl, C<sub>1</sub>-C<sub>6</sub>haloalkyl, amino, C<sub>1</sub>-C<sub>6</sub>alkylamino, C<sub>1</sub>-C<sub>6</sub>dialkylamino, hydroxy, and C<sub>1</sub>-C<sub>6</sub>alkoxy; and R<sup>8</sup> is C<sub>1</sub>-C<sub>3</sub>alkyl substituted with phenyl, C<sub>2</sub>alkenyl substituted with phenyl, C<sub>2</sub>alkynyl substituted with phenyl, phenyl, cycloalkyl, naphthyl, biphenyl, tricyclic aryl, heteroaryl (e.g., a monocyclic or bicyclic ring system), or heterocycle, wherein each phenyl, cycloalkyl, naphthyl, biphenyl, tricyclic aryl, heteroaryl, and heterocycle in R<sup>8</sup> is independently optionally substituted with 1-3 substituents independently selected from the group consisting of oxo, halogen (e.g., fluoro, chloro, bromo), nitro, cyano, C<sub>1</sub>-C<sub>6</sub>alkyl (e.g., methyl), C<sub>1</sub>-C<sub>6</sub>haloalkyl (e.g., CF<sub>3</sub>), amino, C<sub>1</sub>-C<sub>6</sub>alkylamino, C<sub>1</sub>-C<sub>6</sub>dialkylamino (e.g., dimethylamino), hydroxy, and C<sub>1</sub>-C<sub>6</sub>alkoxy.

**[0049]** In other embodiments, R<sup>5</sup> is hydrogen, C<sub>2-6</sub>alkynyl, phenyl, cyano, C<sub>1</sub>-C<sub>6</sub>dialkylamino, or C<sub>1</sub>-C<sub>6</sub>alkoxy, wherein the phenyl is optionally substituted with 1-3

substituents independently selected from the group consisting of halogen, nitro, cyano, C<sub>1</sub>-C<sub>6</sub>alkyl, C<sub>1</sub>-C<sub>6</sub>haloalkyl, amino, C<sub>1</sub>-C<sub>6</sub>alkylamino, C<sub>1</sub>-C<sub>6</sub>dialkylamino, hydroxy, and C<sub>1</sub>-C<sub>6</sub>alkoxy; R<sup>6</sup> is phenyl, naphthyl, tricyclic aryl, biphenyl, or heteroaryl, wherein the phenyl, naphthyl, biphenyl, tricyclic aryl, and heteroaryl are independently optionally substituted with 1-3 substituents independently selected from the group consisting of halogen, nitro, cyano, C<sub>1</sub>-C<sub>6</sub>alkyl, C<sub>1</sub>-C<sub>6</sub>haloalkyl, amino, C<sub>1</sub>-C<sub>6</sub>alkylamino, C<sub>1</sub>-C<sub>6</sub>dialkylamino, hydroxy, and C<sub>1</sub>-C<sub>6</sub>alkoxy; or R<sup>5</sup> and R<sup>6</sup> together with the atoms to which they are attached, form a 6-membered partially unsaturated or fully unsaturated carbocyclic ring, the 6-membered carbocyclic ring being optionally fused to a phenyl, the 6-membered carbocyclic ring being optionally substituted with 1-3 substituents independently selected from the group consisting of oxo, halogen, nitro, cyano, C<sub>1</sub>-C<sub>6</sub>alkyl, C<sub>1</sub>-C<sub>6</sub>haloalkyl, amino, C<sub>1</sub>-C<sub>6</sub>alkylamino, C<sub>1</sub>-C<sub>6</sub>dialkylamino, hydroxy, and C<sub>1</sub>-C<sub>6</sub>alkoxy; and R<sup>8</sup> is C<sub>1</sub>-C<sub>3</sub>alkyl substituted with phenyl, C<sub>2</sub>alkenyl substituted with phenyl, C<sub>2</sub>alkynyl substituted with phenyl, phenyl, monocyclic cycloalkyl, naphthyl, biphenyl, tricyclic aryl, heteroaryl, or heterocycle, wherein each phenyl, monocyclic cycloalkyl, naphthyl, biphenyl, tricyclic aryl, heteroaryl, and heterocycle in R<sup>8</sup> is independently optionally substituted with 1-3 substituents independently selected from the group consisting of oxo, halogen, nitro, cyano, C<sub>1</sub>-C<sub>6</sub>alkyl, C<sub>1</sub>-C<sub>6</sub>haloalkyl, amino, C<sub>1</sub>-C<sub>6</sub>alkylamino, C<sub>1</sub>-C<sub>6</sub>dialkylamino, hydroxy, and C<sub>1</sub>-C<sub>6</sub>alkoxy.

**[0050]** In still further embodiments, R<sup>5</sup> is hydrogen, C<sub>2-6</sub>alkynyl, phenyl, cyano, C<sub>1</sub>-C<sub>6</sub>dialkylamino, or C<sub>1</sub>-C<sub>6</sub>alkoxy; R<sup>6</sup> is phenyl, naphthyl, tricyclic aryl, biphenyl, or heteroaryl, wherein the phenyl, naphthyl, biphenyl, tricyclic aryl, and heteroaryl are independently optionally substituted with 1-3 substituents independently selected from the group consisting of halogen, cyano, C<sub>1</sub>-C<sub>6</sub>alkyl, amino, hydroxy, and C<sub>1</sub>-C<sub>6</sub>alkoxy; or R<sup>5</sup> and R<sup>6</sup> together with the atoms to which they are attached, form a 6-membered partially unsaturated or fully unsaturated carbocyclic ring, the 6-membered carbocyclic ring being optionally fused to a phenyl; and R<sup>8</sup> is C<sub>1</sub>-C<sub>3</sub>alkyl substituted with phenyl, C<sub>2</sub>alkenyl substituted with phenyl, C<sub>2</sub>alkynyl substituted with phenyl, phenyl, monocyclic cycloalkyl, naphthyl, biphenyl, tricyclic aryl, heteroaryl, or heterocycle, wherein each phenyl, monocyclic cycloalkyl, naphthyl, biphenyl, tricyclic aryl, heteroaryl, and heterocycle is independently optionally substituted with 1-3 substituents independently selected from the group consisting of oxo, halogen, nitro, cyano, C<sub>1</sub>-C<sub>6</sub>alkyl, C<sub>1</sub>-C<sub>6</sub>haloalkyl, amino, C<sub>1</sub>-C<sub>6</sub>alkylamino, C<sub>1</sub>-C<sub>6</sub>dialkylamino, hydroxy, and C<sub>1</sub>-C<sub>6</sub>alkoxy.

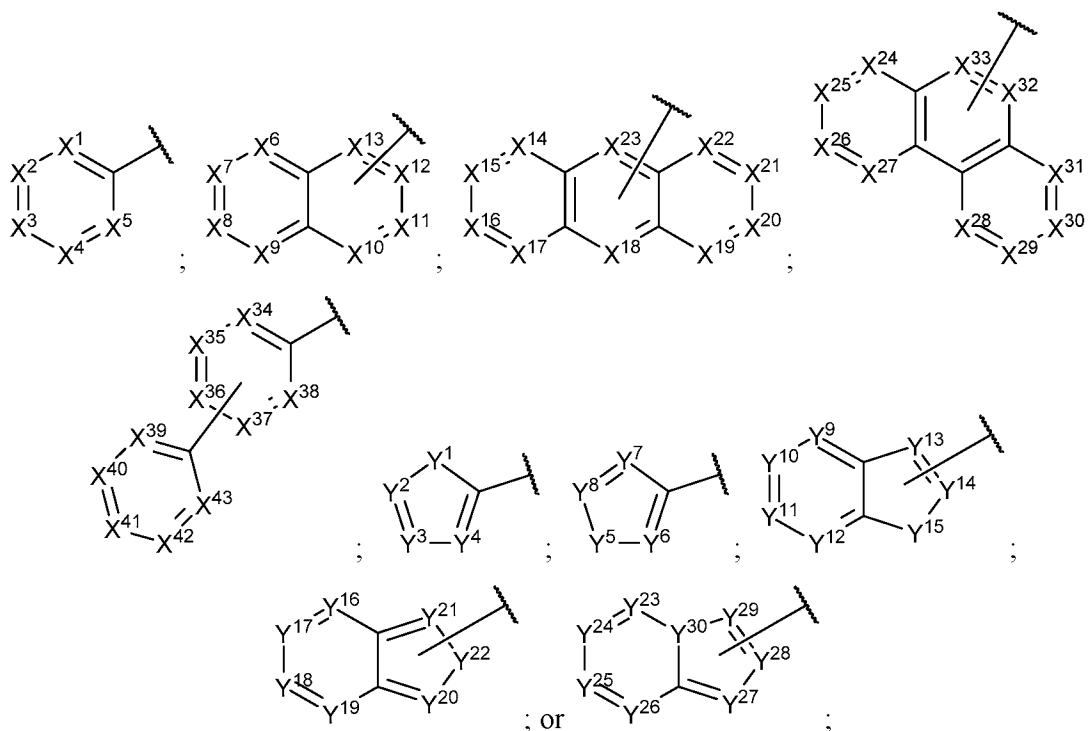
**[0051]** In certain embodiments, R<sup>5</sup> is hydrogen, cyano, C<sub>1</sub>-C<sub>6</sub>-alkyl, C<sub>1</sub>-C<sub>6</sub>-alkoxy, C<sub>1</sub>-C<sub>6</sub>-haloalkyl, C<sub>1</sub>-C<sub>6</sub>-haloalkoxy, C<sub>1</sub>-C<sub>6</sub>-alkylamino, C<sub>1</sub>-C<sub>6</sub>-dialkylamino, or phenyl.

**[0052]** In certain embodiments, R<sup>5</sup> is hydrogen.

**[0053]** In certain embodiments, R<sup>6</sup> is aryl, bicyclic aryl, tricyclic aryl, biphenyl, heteroaryl, bicyclic heteroaryl, or tricyclic heteroaryl; substituted with 0, 1, 2, or 3 substituents, each independently selected from the group consisting of halogen, hydroxy, cyano, amino, nitro, C<sub>1</sub>-C<sub>6</sub>-alkyl, C<sub>1</sub>-C<sub>6</sub>-alkoxy, C<sub>1</sub>-C<sub>6</sub>-haloalkyl, C<sub>1</sub>-C<sub>6</sub>-haloalkoxy, C<sub>1</sub>-C<sub>6</sub>-alkylamino, and C<sub>1</sub>-C<sub>6</sub>-dialkylamino.

**[0054]** In certain embodiments, R<sup>6</sup> is phenyl, bicyclic aryl, tricyclic aryl, biphenyl, monocyclic heteroaryl, bicyclic heteroaryl, or tricyclic heteroaryl; substituted with 0, 1, 2, or 3 substituents, each independently selected from the group consisting of halogen, hydroxy, cyano, amino, nitro, C<sub>1</sub>-C<sub>6</sub>-alkyl, C<sub>1</sub>-C<sub>6</sub>-alkoxy, C<sub>1</sub>-C<sub>6</sub>-haloalkyl, C<sub>1</sub>-C<sub>6</sub>-haloalkoxy, C<sub>1</sub>-C<sub>6</sub>-alkylamino, and C<sub>1</sub>-C<sub>6</sub>-dialkylamino.

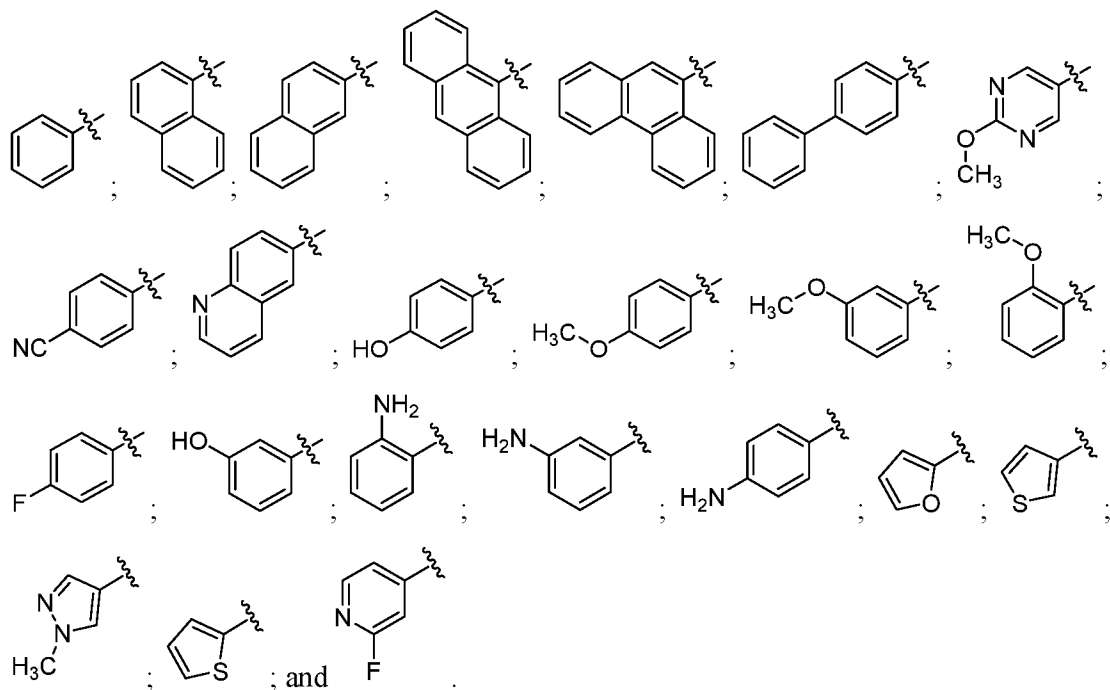
**[0055]** In certain embodiments,  $R^6$  is



wherein  $X^1$ - $X^{43}$  are each independently CR<sup>11</sup> or N, wherein R<sup>11</sup>, at each occurrence, is independently selected from the group consisting of hydrogen, halogen, hydroxy, cyano, amino, nitro, C<sub>1</sub>-C<sub>6</sub>-alkyl, C<sub>2</sub>-C<sub>6</sub>-alkenyl, C<sub>2</sub>-C<sub>6</sub>-alkynyl, C<sub>1</sub>-C<sub>6</sub>-alkoxy, C<sub>1</sub>-C<sub>6</sub>-haloalkyl, C<sub>1</sub>-C<sub>6</sub>-haloalkoxy, C<sub>1</sub>-C<sub>6</sub>-alkylamino, C<sub>1</sub>-C<sub>6</sub>-dialkylamino, and C<sub>1</sub>-C<sub>6</sub>-heteroalkyl; provided that one of  $X^6$ - $X^{13}$  is C where the R<sup>6</sup> attaches to the parent molecular formula; provided that one

of  $X^{14}$ - $X^{23}$  is C where the  $R^6$  attaches to the parent molecular formula; provided that one of  $X^{24}$ - $X^{33}$  is C where the  $R^6$  attaches to the parent molecular formula; provided that one of  $X^{34}$ - $X^{38}$  is C to attach to the ring containing  $X^{39}$ - $X^{43}$ ;  $Y^1$ ,  $Y^5$ ,  $Y^{15}$ , and  $Y^{22}$  are O, S, or  $NR^{12}$ , wherein  $R^{12}$  is hydrogen,  $C_1$ - $C_6$ -alkyl, or  $C_1$ - $C_6$ -haloalkyl;  $Y^{30}$  is N;  $Y^2$ - $Y^4$ ,  $Y^6$ - $Y^{14}$ ,  $Y^{16}$ - $Y^{21}$ , and  $Y^{23}$ - $Y^{29}$  are each independently  $CR^{13}$  or N, wherein  $R^{13}$ , at each occurrence, is independently selected from the group consisting of hydrogen, halogen, hydroxy, cyano, amino, nitro,  $C_1$ - $C_6$ -alkyl,  $C_2$ - $C_6$ -alkenyl,  $C_2$ - $C_6$ -alkynyl,  $C_1$ - $C_6$ -alkoxy,  $C_1$ - $C_6$ -haloalkyl,  $C_1$ - $C_6$ -haloalkoxy,  $C_1$ - $C_6$ -alkylamino,  $C_1$ - $C_6$ -dialkylamino, and  $C_1$ - $C_6$ -heteroalkyl; provided that one of  $Y^9$ - $Y^{14}$  is C where the  $R^6$  attaches to the parent molecular formula; provided that one of  $Y^{16}$ - $Y^{21}$  is C where the  $R^6$  attaches to the parent molecular formula; and provided that one of  $Y^{23}$ - $Y^{29}$  is C where the  $R^6$  attaches to the parent molecular formula.

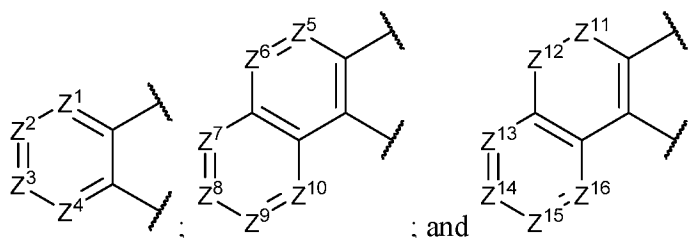
**[0056]** In certain embodiments,  $R^6$  is selected from the group consisting of:



**[0057]** In certain embodiments,  $R^5$  and  $R^6$  together with the atoms to which they are attached, form a 6-membered partially unsaturated or fully unsaturated ring, the 6-membered ring optionally containing 1, 2 or 3 heteratoms or heteroatom groups each independently selected from the group consisting of O, N, S, NO, SO and  $SO_2$  as ring members, the 6-membered ring optionally fused to an aryl, 5- or 6-membered heteroaryl, 5- or 6-membered heterocycle, or 5-, 6- or 7-membered cycloalkyl, the 6-membered ring and the optionally fused ring each independently substituted with 0, 1, 2, 3, or 4 substituents each independently selected from the group consisting of halogen,  $=O$ ,  $=S$ , cyano, nitro, fluoroalkyl,

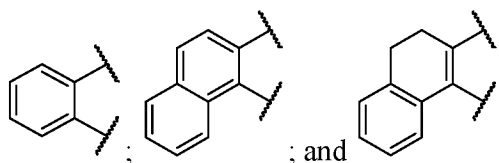
alkoxyfluoroalkyl, fluoroalkoxy, alkyl, alkenyl, alkynyl, haloalkyl, haloalkoxy, heteroalkyl, cycloalkyl, cycloalkenyl, aryl, heteroaryl, heterocycle, cycloalkylalkyl, heteroarylalkyl, arylalkyl, hydroxy, hydroxyalkyl, alkoxy, alkoxyalkyl, alkylene, aryloxy, phenoxy, benzyloxy, amino, alkylamino, dialkylamino, acylamino, aminoalkyl, arylamino, sulfonylamino, sulfinylamino, sulfonyl, alkylsulfonyl, arylsulfonyl, aminosulfonyl, sulfinyl, -COOH, ketone, amide, carbamate, silyl, substituted silyl, t-butyldimethylsilyl, alkylsulfanyl, sulfanyl, and acyl.

**[0058]** In certain embodiments,  $R^5$  and  $R^6$  together with the atoms to which they are attached, form a ring system selected from the group consisting of:



wherein  $Z^1$ - $Z^{10}$  and  $Z^{13}$ - $Z^{16}$  are each independently  $CR^{14}$  or N, wherein  $R^{14}$ , at each occurrence, is independently selected from the group consisting of hydrogen, halogen, hydroxy, cyano, amino, nitro,  $C_1$ - $C_6$ -alkyl,  $C_2$ - $C_6$ -alkenyl,  $C_2$ - $C_6$ -alkynyl,  $C_1$ - $C_6$ -alkoxy,  $C_1$ - $C_6$ -haloalkyl,  $C_1$ - $C_6$ -haloalkoxy,  $C_1$ - $C_6$ -alkylamino,  $C_1$ - $C_6$ -dialkylamino, and  $C_1$ - $C_6$ -heteroalkyl; and  $Z^{11}$  and  $Z^{12}$  are each independently  $CR^{15}R^{16}$ ,  $NR^{17}$ , O, or S; wherein  $R^{15}$  and  $R^{16}$ , at each occurrence, are each independently selected from the group consisting of hydrogen, halogen, hydroxy, cyano, amino, nitro,  $C_1$ - $C_6$ -alkyl,  $C_2$ - $C_6$ -alkenyl,  $C_2$ - $C_6$ -alkynyl,  $C_1$ - $C_6$ -alkoxy,  $C_1$ - $C_6$ -haloalkyl,  $C_1$ - $C_6$ -haloalkoxy,  $C_1$ - $C_6$ -alkylamino,  $C_1$ - $C_6$ -dialkylamino, and  $C_1$ - $C_6$ -heteroalkyl; and  $R^{17}$ , at each occurrence, is independently selected from the group consisting of hydrogen,  $C_1$ - $C_6$ -alkyl, and  $C_1$ - $C_6$ -haloalkyl.

**[0059]** In certain embodiments,  $R^5$  and  $R^6$  together with the atoms to which they are attached, form a ring system selected from the group consisting of:

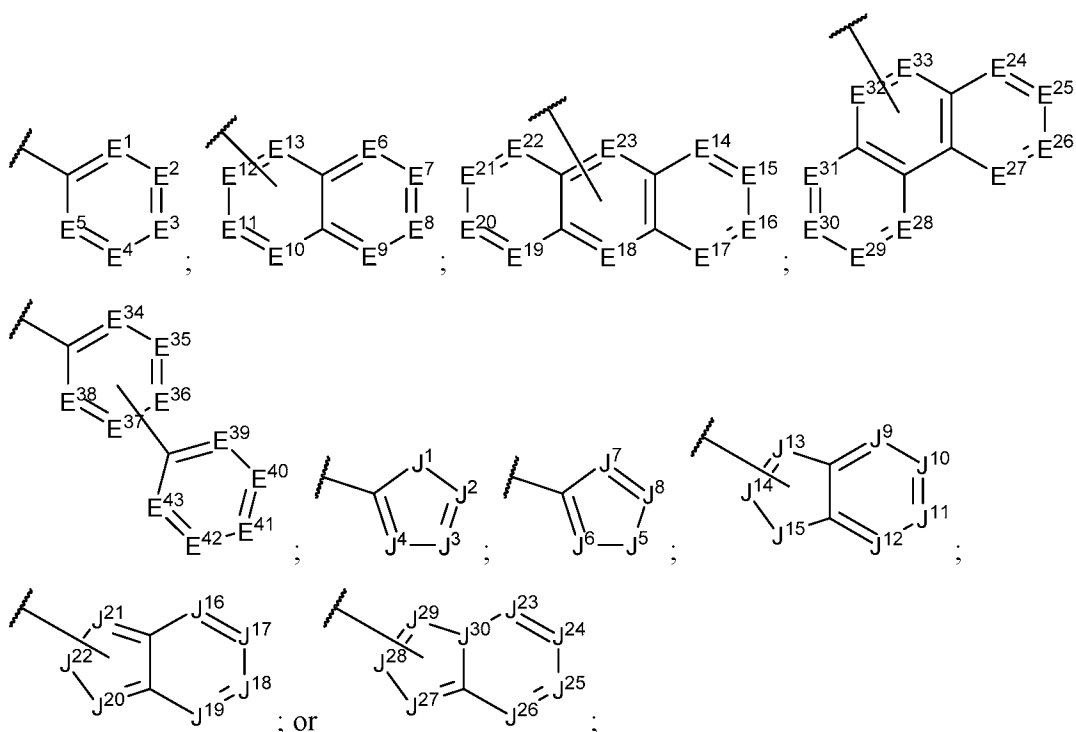


**[0060]** In certain embodiments,  $R^8$  is aryl, bicyclic aryl, tricyclic aryl, biphenyl, heteroaryl, bicyclic heteroaryl, tricyclic heteroaryl, heterocycle, or cycloalkyl; substituted

with 0, 1, 2, or 3 substituents, each independently selected from the group consisting of halogen, =O, =S, hydroxy, cyano, amino, nitro, C<sub>1</sub>-C<sub>6</sub>-alkyl, C<sub>1</sub>-C<sub>6</sub>-alkoxy, C<sub>1</sub>-C<sub>6</sub>-haloalkyl, C<sub>1</sub>-C<sub>6</sub>-haloalkoxy, C<sub>1</sub>-C<sub>6</sub>-alkylamino, and C<sub>1</sub>-C<sub>6</sub>-dialkylamino.

**[0061]** In certain embodiments, R<sup>8</sup> is phenyl, bicyclic aryl, tricyclic aryl, biphenyl, monocyclic heteroaryl, bicyclic heteroaryl, tricyclic heteroaryl, heterocycle, or cycloalkyl; substituted with 0, 1, 2, or 3 substituents, each independently selected from the group consisting of halogen, =O, =S, hydroxy, cyano, amino, nitro, C<sub>1</sub>-C<sub>6</sub>-alkyl, C<sub>1</sub>-C<sub>6</sub>-alkoxy, C<sub>1</sub>-C<sub>6</sub>-haloalkyl, C<sub>1</sub>-C<sub>6</sub>-haloalkoxy, C<sub>1</sub>-C<sub>6</sub>-alkylamino, and C<sub>1</sub>-C<sub>6</sub>-dialkylamino.

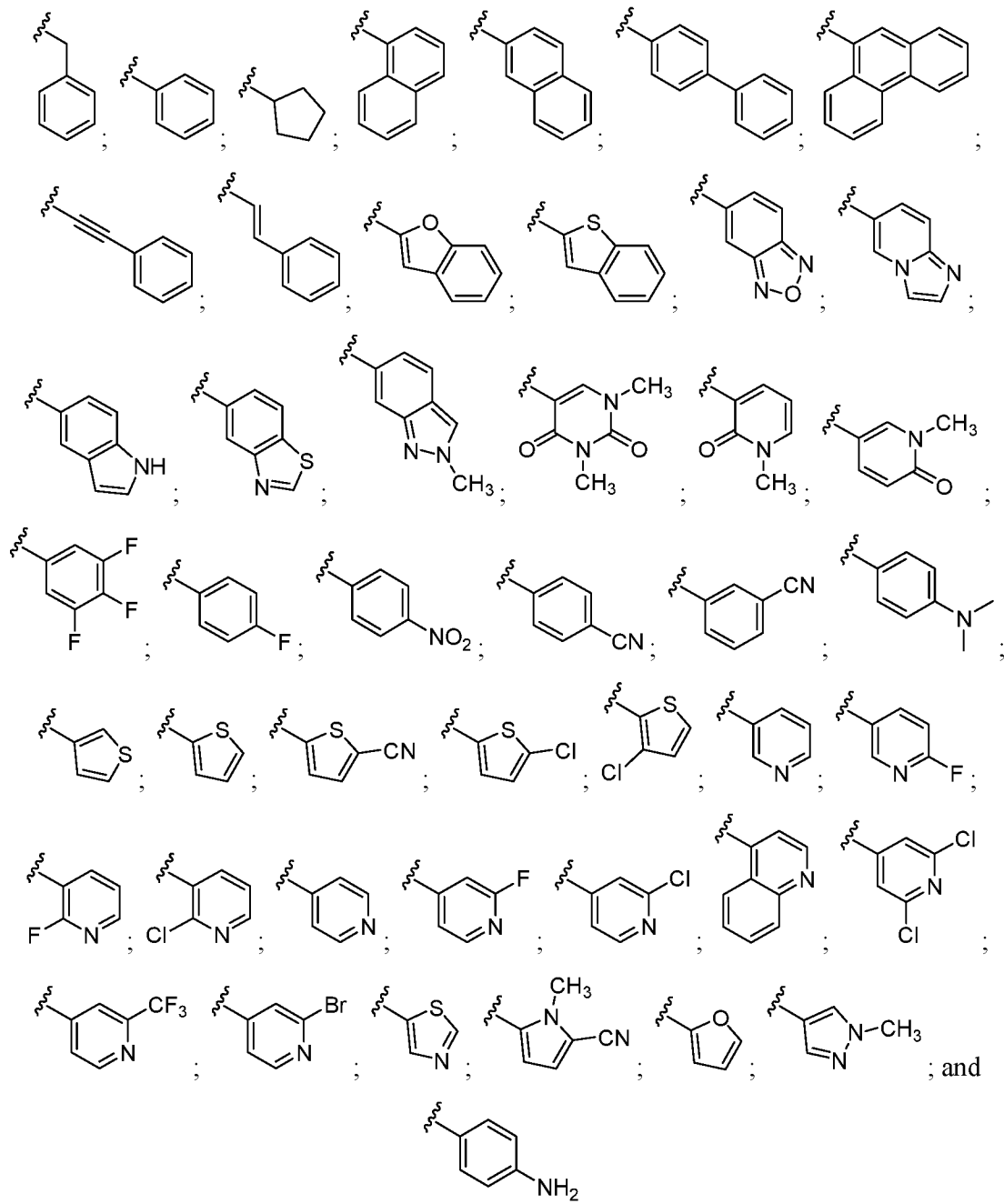
**[0062]** In certain embodiments, R<sup>8</sup> is



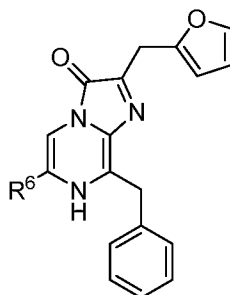
wherein E<sup>1</sup>-E<sup>43</sup> are each independently CR<sup>21</sup> or N, wherein R<sup>21</sup>, at each occurrence, is independently selected from the group consisting of hydrogen, halogen, hydroxy, cyano, amino, nitro, C<sub>1</sub>-C<sub>6</sub>-alkyl, C<sub>2</sub>-C<sub>6</sub>-alkenyl, C<sub>2</sub>-C<sub>6</sub>-alkynyl, C<sub>1</sub>-C<sub>6</sub>-alkoxy, C<sub>1</sub>-C<sub>6</sub>-haloalkyl, C<sub>1</sub>-C<sub>6</sub>-haloalkoxy, C<sub>1</sub>-C<sub>6</sub>-alkylamino, C<sub>1</sub>-C<sub>6</sub>-dialkylamino, and C<sub>1</sub>-C<sub>6</sub>-heteroalkyl; provided that one of E<sup>6</sup>-E<sup>13</sup> is C where the R<sup>8</sup> attaches to the parent molecular formula; provided that one of E<sup>14</sup>-E<sup>23</sup> is C where the R<sup>8</sup> attaches to the parent molecular formula; provided that one of E<sup>24</sup>-E<sup>33</sup> is C where the R<sup>8</sup> attaches to the parent molecular formula; provided that one of E<sup>34</sup>-E<sup>38</sup> is C to attach to the ring containing E<sup>39</sup>-E<sup>43</sup>; J<sup>1</sup>, J<sup>5</sup>, J<sup>15</sup>, and J<sup>22</sup> are O, S, or NR<sup>22</sup>, wherein R<sup>22</sup> is hydrogen, C<sub>1</sub>-C<sub>6</sub>-alkyl, or C<sub>1</sub>-C<sub>6</sub>-haloalkyl; J<sup>30</sup> is N; J<sup>2</sup>-J<sup>4</sup>, J<sup>6</sup>-J<sup>14</sup>, J<sup>16</sup>-J<sup>21</sup>, and J<sup>23</sup>-J<sup>29</sup> are each independently CR<sup>23</sup> or N, wherein R<sup>23</sup>, at each occurrence, is independently selected from the

group consisting of hydrogen, halogen, hydroxy, cyano, amino, nitro, C<sub>1</sub>-C<sub>6</sub>-alkyl, C<sub>2</sub>-C<sub>6</sub>-alkenyl, C<sub>2</sub>-C<sub>6</sub>-alkynyl, C<sub>1</sub>-C<sub>6</sub>-alkoxy, C<sub>1</sub>-C<sub>6</sub>-haloalkyl, C<sub>1</sub>-C<sub>6</sub>-haloalkoxy, C<sub>1</sub>-C<sub>6</sub>-alkylamino, C<sub>1</sub>-C<sub>6</sub>-dialkylamino, and C<sub>1</sub>-C<sub>6</sub>-heteroalkyl; provided that one of J<sup>9</sup>-J<sup>14</sup> is C where the R<sup>8</sup> attaches to the parent molecular formula; provided that one of J<sup>16</sup>-J<sup>21</sup> is C where the R<sup>8</sup> attaches to the parent molecular formula; and provided that one of J<sup>23</sup>-J<sup>29</sup> is C where the R<sup>8</sup> attaches to the parent molecular formula.

[0063] In certain embodiments, R<sup>8</sup> is selected from the group consisting of:



**[0064]** In certain embodiments, the compound of formula (I) is the compound of formula (I-a):



(I-a),

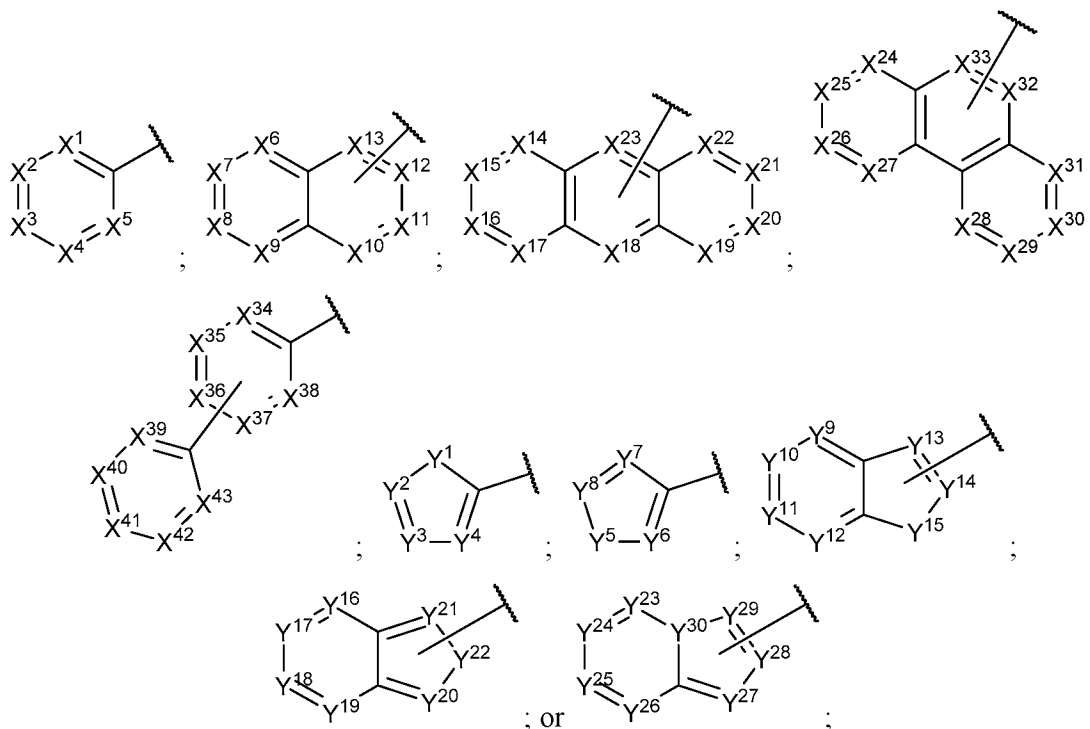
wherein R<sup>6</sup> is alkyl, alkenyl, alkynyl, alkoxy, heteroalkyl, aryl, bicyclic aryl, tricyclic aryl, heteroaryl, bicyclic heteroaryl, tricyclic heteroaryl, heterocycle, cycloalkyl, or cycloalkenyl; wherein said alkyl, alkenyl, alkynyl, alkoxy, heteroalkyl, aryl, bicyclic aryl, tricyclic aryl, heteroaryl, bicyclic heteroaryl, tricyclic heteroaryl, heterocycle, cycloalkyl, and cycloalkenyl, at each occurrence, are independently substituted with 0, 1, 2, 3, 4, 5, 6, 7, 8, 9, or 10 substituents, each independently selected from the group consisting of halogen, =O, =S, cyano, nitro, fluoroalkyl, alkoxyfluoroalkyl, fluoroalkoxy, alkyl, alkenyl, alkynyl, haloalkyl, haloalkoxy, heteroalkyl, cycloalkyl, cycloalkenyl, aryl, heteroaryl, heterocycle, cycloalkylalkyl, heteroarylalkyl, arylalkyl, hydroxy, hydroxyalkyl, alkoxy, alkoxyalkyl, alkylene, aryloxy, phenoxy, benzyloxy, amino, alkylamino, dialkylamino, acylamino, aminoalkyl, arylamino, sulfonylamino, sulfinylamino, sulfonyl, alkylsulfonyl, arylsulfonyl, aminosulfonyl, sulfinyl, -COOH, ketone, amide, carbamate, silyl, substituted silyl, t-butyl dimethylsilyl, alkylsulfanyl, sulfanyl, and acyl; provided that the following compounds are excluded from formula (I-a): 8-benzyl-2-(furan-2-ylmethyl)-6-phenylimidazo[1,2-a]pyrazin-3(7H)-one; and 8-benzyl-2-(furan-2-ylmethyl)-6-(4-hydroxyphenyl)imidazo[1,2-a]pyrazin-3(7H)-one.

**[0065]** In certain embodiments, R<sup>6</sup> is aryl, bicyclic aryl, tricyclic aryl, biphenyl, heteroaryl, bicyclic heteroaryl, or tricyclic heteroaryl; substituted with 0, 1, 2, or 3 substituents, each independently selected from the group consisting of halogen, hydroxy, cyano, amino, nitro, C<sub>1</sub>-C<sub>6</sub>-alkyl, C<sub>1</sub>-C<sub>6</sub>-alkoxy, C<sub>1</sub>-C<sub>6</sub>-haloalkyl, C<sub>1</sub>-C<sub>6</sub>-haloalkoxy, C<sub>1</sub>-C<sub>6</sub>-alkylamino, and C<sub>1</sub>-C<sub>6</sub>-dialkylamino.

**[0066]** In certain embodiments, R<sup>6</sup> is phenyl, bicyclic aryl, tricyclic aryl, biphenyl, monocyclic heteroaryl, bicyclic heteroaryl, or tricyclic heteroaryl; substituted with 0, 1, 2, or 3 substituents, each independently selected from the group consisting of halogen, hydroxy,

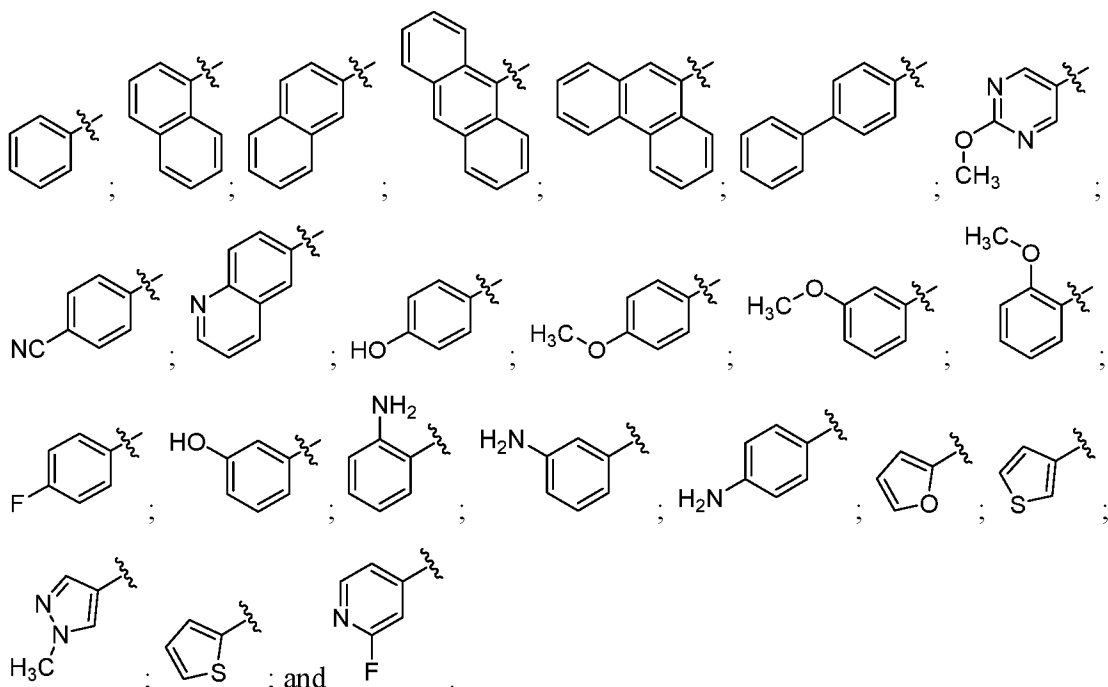
cyano, amino, nitro, C<sub>1</sub>-C<sub>6</sub>-alkyl, C<sub>1</sub>-C<sub>6</sub>-alkoxy, C<sub>1</sub>-C<sub>6</sub>-haloalkyl, C<sub>1</sub>-C<sub>6</sub>-haloalkoxy, C<sub>1</sub>-C<sub>6</sub>-alkylamino, and C<sub>1</sub>-C<sub>6</sub>-dialkylamino.

[0067] In certain embodiments, R<sup>6</sup> is



wherein X<sup>1</sup>-X<sup>43</sup> are each independently CR<sup>11</sup> or N, wherein R<sup>11</sup>, at each occurrence, is independently selected from the group consisting of hydrogen, halogen, hydroxy, cyano, amino, nitro, C<sub>1</sub>-C<sub>6</sub>-alkyl, C<sub>2</sub>-C<sub>6</sub>-alkenyl, C<sub>2</sub>-C<sub>6</sub>-alkynyl, C<sub>1</sub>-C<sub>6</sub>-alkoxy, C<sub>1</sub>-C<sub>6</sub>-haloalkyl, C<sub>1</sub>-C<sub>6</sub>-haloalkoxy, C<sub>1</sub>-C<sub>6</sub>-alkylamino, C<sub>1</sub>-C<sub>6</sub>-dialkylamino, and C<sub>1</sub>-C<sub>6</sub>-heteroalkyl; provided that one of X<sup>6</sup>-X<sup>13</sup> is C where the R<sup>6</sup> attaches to the parent molecular formula; provided that one of X<sup>14</sup>-X<sup>23</sup> is C where the R<sup>6</sup> attaches to the parent molecular formula; provided that one of X<sup>24</sup>-X<sup>33</sup> is C where the R<sup>6</sup> attaches to the parent molecular formula; provided that one of X<sup>34</sup>-X<sup>38</sup> is C to attach to the ring containing X<sup>39</sup>-X<sup>43</sup>; Y<sup>1</sup>, Y<sup>5</sup>, Y<sup>15</sup>, and Y<sup>22</sup> are O, S, or NR<sup>12</sup>, wherein R<sup>12</sup> is hydrogen, C<sub>1</sub>-C<sub>6</sub>-alkyl, or C<sub>1</sub>-C<sub>6</sub>-haloalkyl; Y<sup>30</sup> is N; Y<sup>2</sup>-Y<sup>4</sup>, Y<sup>6</sup>-Y<sup>14</sup>, Y<sup>16</sup>-Y<sup>21</sup>, and Y<sup>23</sup>-Y<sup>29</sup> are each independently CR<sup>13</sup> or N, wherein R<sup>13</sup>, at each occurrence, is independently selected from the group consisting of hydrogen, halogen, hydroxy, cyano, amino, nitro, C<sub>1</sub>-C<sub>6</sub>-alkyl, C<sub>2</sub>-C<sub>6</sub>-alkenyl, C<sub>2</sub>-C<sub>6</sub>-alkynyl, C<sub>1</sub>-C<sub>6</sub>-alkoxy, C<sub>1</sub>-C<sub>6</sub>-haloalkyl, C<sub>1</sub>-C<sub>6</sub>-haloalkoxy, C<sub>1</sub>-C<sub>6</sub>-alkylamino, C<sub>1</sub>-C<sub>6</sub>-dialkylamino, and C<sub>1</sub>-C<sub>6</sub>-heteroalkyl; provided that one of Y<sup>9</sup>-Y<sup>14</sup> is C where the R<sup>6</sup> attaches to the parent molecular formula; provided that one of Y<sup>16</sup>-Y<sup>21</sup> is C where the R<sup>6</sup> attaches to the parent molecular formula; and provided that one of Y<sup>23</sup>-Y<sup>29</sup> is C where the R<sup>6</sup> attaches to the parent molecular formula.

[0068] In certain embodiments, R<sup>6</sup> is selected from the group consisting of:

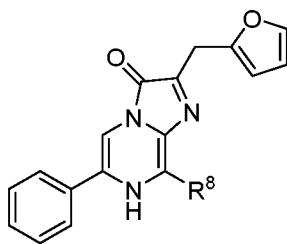


[0069] Representative compounds of formula (I-a) include, but are not limited to:

- 8-benzyl-2-(furan-2-ylmethyl)-6-(naphthalen-1-yl)imidazo[1,2-a]pyrazin-3(7H)-one;
- 8-benzyl-2-(furan-2-ylmethyl)-6-(naphthalen-2-yl)imidazo[1,2-a]pyrazin-3(7H)-one;
- 6-(anthracen-9-yl)-8-benzyl-2-(furan-2-ylmethyl)imidazo[1,2-a]pyrazin-3(7H)-one;
- 8-benzyl-2-(furan-2-ylmethyl)-6-(phenanthren-9-yl)imidazo[1,2-a]pyrazin-3(7H)-one;
- 6-([1,1'-biphenyl]-4-yl)-8-benzyl-2-(furan-2-ylmethyl)imidazo[1,2-a]pyrazin-3(7H)-one;
- 8-benzyl-2-(furan-2-ylmethyl)-6-(2-methoxypyrimidin-5-yl)imidazo[1,2-a]pyrazin-3(7H)-one;
- 4-(8-benzyl-2-(furan-2-ylmethyl)-3-oxo-3,7-dihydroimidazo[1,2-a]pyrazin-6-yl)benzonitrile;
- 8-benzyl-2-(furan-2-ylmethyl)-6-(quinolin-6-yl)imidazo[1,2-a]pyrazin-3(7H)-one;
- 8-benzyl-2-(furan-2-ylmethyl)-6-(4-methoxyphenyl)imidazo[1,2-a]pyrazin-3(7H)-one;
- 8-benzyl-2-(furan-2-ylmethyl)-6-(3-methoxyphenyl)imidazo[1,2-a]pyrazin-3(7H)-one;
- 8-benzyl-2-(furan-2-ylmethyl)-6-(2-methoxyphenyl)imidazo[1,2-a]pyrazin-3(7H)-one;
- 8-benzyl-6-(4-fluorophenyl)-2-(furan-2-ylmethyl)imidazo[1,2-a]pyrazin-3(7H)-one;
- 8-benzyl-2-(furan-2-ylmethyl)-6-(3-hydroxyphenyl)imidazo[1,2-a]pyrazin-3(7H)-one;
- 6-(2-aminophenyl)-8-benzyl-2-(furan-2-ylmethyl)imidazo[1,2-a]pyrazin-3(7H)-one;
- 6-(3-aminophenyl)-8-benzyl-2-(furan-2-ylmethyl)imidazo[1,2-a]pyrazin-3(7H)-one;
- 6-(4-aminophenyl)-8-benzyl-2-(furan-2-ylmethyl)imidazo[1,2-a]pyrazin-3(7H)-one; and

pharmaceutically acceptable salts thereof.

[0070] In certain embodiments, the compound of formula (I) is the compound of formula (I-b):



(I-b),

wherein R<sup>8</sup> is alkyl, alkenyl, alkynyl, alkoxy, heteroalkyl, aryl, bicyclic aryl, tricyclic aryl, heteroaryl, bicyclic heteroaryl, tricyclic heteroaryl, heterocycle, cycloalkyl, or cycloalkenyl; wherein said alkyl, alkenyl, alkynyl, alkoxy, heteroalkyl, aryl, bicyclic aryl, tricyclic aryl, heteroaryl, bicyclic heteroaryl, tricyclic heteroaryl, heterocycle, cycloalkyl, and cycloalkenyl, at each occurrence, are independently substituted with 0, 1, 2, 3, 4, 5, 6, 7, 8, 9, or 10 substituents, each independently selected from the group consisting of halogen, =O, =S, cyano, nitro, fluoroalkyl, alkoxyfluoroalkyl, fluoroalkoxy, alkyl, alkenyl, alkynyl, haloalkyl, haloalkoxy, heteroalkyl, cycloalkyl, cycloalkenyl, aryl, heteroaryl, heterocycle, cycloalkylalkyl, heteroarylalkyl, arylalkyl, hydroxy, hydroxyalkyl, alkoxy, alkoxyalkyl, alkylene, aryloxy, phenoxy, benzyloxy, amino, alkylamino, dialkylamino, acylamino, aminoalkyl, arylamino, sulfonylamino, sulfinylamino, sulfonyl, alkylsulfonyl, arylsulfonyl, aminosulfonyl, sulfinyl, -COOH, ketone, amide, carbamate, silyl, substituted silyl, t-butyltrimethylsilyl, alkylsulfanyl, sulfanyl, and acyl; provided that the following compound is excluded from formula (I-b): 8-benzyl-2-(furan-2-ylmethyl)-6-phenylimidazo[1,2-a]pyrazin-3(7H)-one.

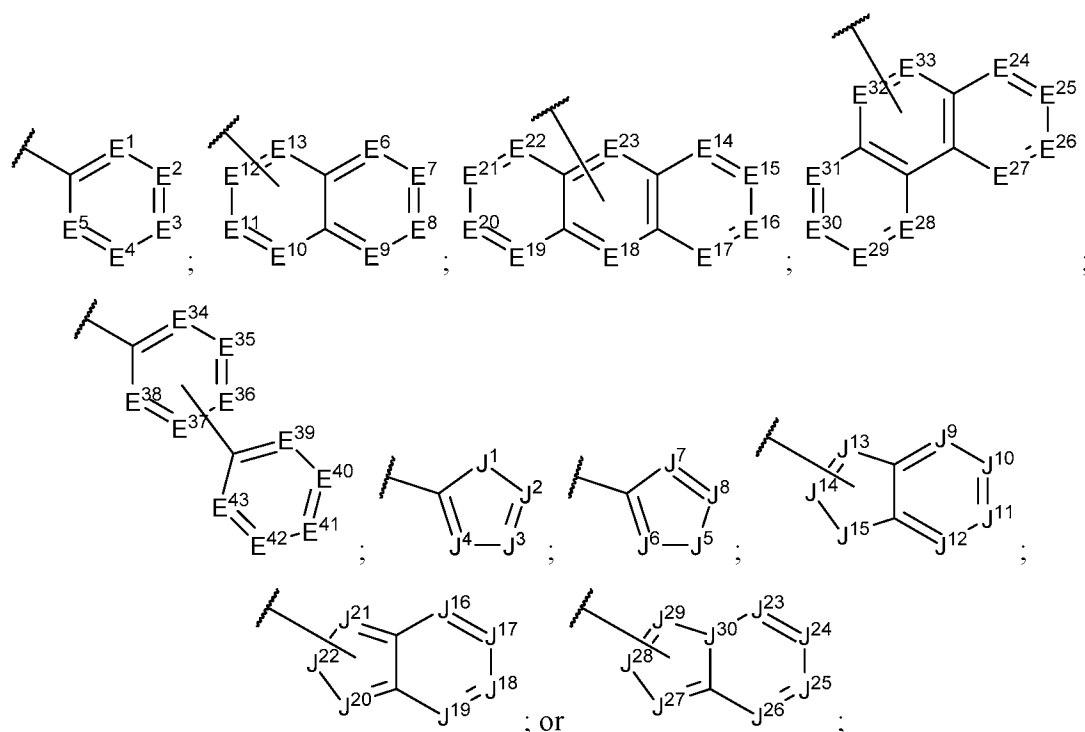
[0071] In certain embodiments, R<sup>8</sup> is C<sub>1</sub>-C<sub>3</sub>alkyl substituted with phenyl, C<sub>2</sub>alkenyl substituted with phenyl, C<sub>2</sub>alkynyl substituted with phenyl, phenyl, cycloalkyl, naphthyl, biphenyl, tricyclic aryl, heteroaryl (e.g., a monocyclic or bicyclic ring system), or heterocycle, wherein each phenyl, cycloalkyl, naphthyl, biphenyl, tricyclic aryl, heteroaryl, and heterocycle in R<sup>8</sup> is independently optionally substituted with 1-3 substituents independently selected from the group consisting of oxo, halogen (e.g., fluoro, chloro, bromo), nitro, cyano, C<sub>1</sub>-C<sub>6</sub>alkyl (e.g., methyl), C<sub>1</sub>-C<sub>6</sub>haloalkyl (e.g., CF<sub>3</sub>), amino, C<sub>1</sub>-C<sub>6</sub>alkylamino, C<sub>1</sub>-C<sub>6</sub>dialkylamino (e.g., dimethylamino), hydroxy, and C<sub>1</sub>-C<sub>6</sub>alkoxy.

[0072] In certain embodiments, R<sup>8</sup> is aryl, bicyclic aryl, tricyclic aryl, biphenyl, heteroaryl, bicyclic heteroaryl, tricyclic heteroaryl, heterocycle, or cycloalkyl; substituted

with 0, 1, 2, or 3 substituents, each independently selected from the group consisting of halogen, =O, =S, hydroxy, cyano, amino, nitro, C<sub>1</sub>-C<sub>6</sub>-alkyl, C<sub>1</sub>-C<sub>6</sub>-alkoxy, C<sub>1</sub>-C<sub>6</sub>-haloalkyl, C<sub>1</sub>-C<sub>6</sub>-haloalkoxy, C<sub>1</sub>-C<sub>6</sub>-alkylamino, and C<sub>1</sub>-C<sub>6</sub>-dialkylamino.

**[0073]** In certain embodiments, R<sup>8</sup> is phenyl, bicyclic aryl, tricyclic aryl, biphenyl, monocyclic heteroaryl, bicyclic heteroaryl, tricyclic heteroaryl, heterocycle, or cycloalkyl; substituted with 0, 1, 2, or 3 substituents, each independently selected from the group consisting of halogen, =O, =S, hydroxy, cyano, amino, nitro, C<sub>1</sub>-C<sub>6</sub>-alkyl, C<sub>1</sub>-C<sub>6</sub>-alkoxy, C<sub>1</sub>-C<sub>6</sub>-haloalkyl, C<sub>1</sub>-C<sub>6</sub>-haloalkoxy, C<sub>1</sub>-C<sub>6</sub>-alkylamino, and C<sub>1</sub>-C<sub>6</sub>-dialkylamino.

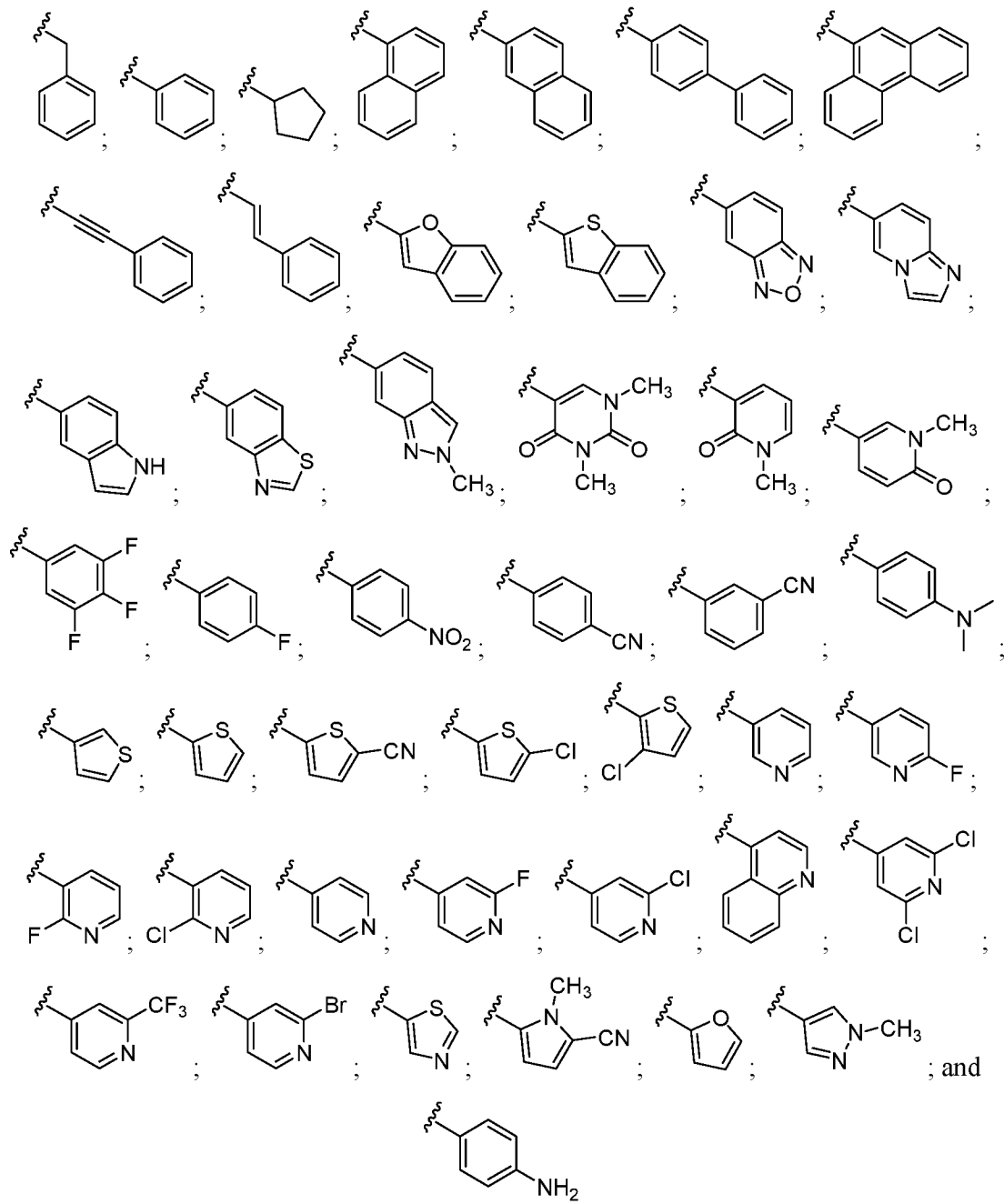
**[0074]** In certain embodiments, R<sup>8</sup> is



wherein E<sup>1</sup>-E<sup>43</sup> are each independently CR<sup>21</sup> or N, wherein R<sup>21</sup>, at each occurrence, is independently selected from the group consisting of hydrogen, halogen, hydroxy, cyano, amino, nitro, C<sub>1</sub>-C<sub>6</sub>-alkyl, C<sub>2</sub>-C<sub>6</sub>-alkenyl, C<sub>2</sub>-C<sub>6</sub>-alkynyl, C<sub>1</sub>-C<sub>6</sub>-alkoxy, C<sub>1</sub>-C<sub>6</sub>-haloalkyl, C<sub>1</sub>-C<sub>6</sub>-haloalkoxy, C<sub>1</sub>-C<sub>6</sub>-alkylamino, C<sub>1</sub>-C<sub>6</sub>-dialkylamino, and C<sub>1</sub>-C<sub>6</sub>-heteroalkyl; provided that one of E<sup>6</sup>-E<sup>13</sup> is C where the R<sup>8</sup> attaches to the parent molecular formula; provided that one of E<sup>14</sup>-E<sup>23</sup> is C where the R<sup>8</sup> attaches to the parent molecular formula; provided that one of E<sup>24</sup>-E<sup>33</sup> is C where the R<sup>8</sup> attaches to the parent molecular formula; provided that one of E<sup>34</sup>-E<sup>38</sup> is C to attach to the ring containing E<sup>39</sup>-E<sup>43</sup>; J<sup>1</sup>, J<sup>5</sup>, J<sup>15</sup>, and J<sup>22</sup> are O, S, or NR<sup>22</sup>, wherein R<sup>22</sup> is hydrogen, C<sub>1</sub>-C<sub>6</sub>-alkyl, or C<sub>1</sub>-C<sub>6</sub>-haloalkyl; J<sup>30</sup> is N; J<sup>2</sup>-J<sup>4</sup>, J<sup>6</sup>-J<sup>14</sup>, J<sup>16</sup>-J<sup>21</sup>, and J<sup>23</sup>-J<sup>29</sup> are each independently CR<sup>23</sup> or N, wherein R<sup>23</sup>, at each occurrence, is independently selected from the

group consisting of hydrogen, halogen, hydroxy, cyano, amino, nitro, C<sub>1</sub>-C<sub>6</sub>-alkyl, C<sub>2</sub>-C<sub>6</sub>-alkenyl, C<sub>2</sub>-C<sub>6</sub>-alkynyl, C<sub>1</sub>-C<sub>6</sub>-alkoxy, C<sub>1</sub>-C<sub>6</sub>-haloalkyl, C<sub>1</sub>-C<sub>6</sub>-haloalkoxy, C<sub>1</sub>-C<sub>6</sub>-alkylamino, C<sub>1</sub>-C<sub>6</sub>-dialkylamino, and C<sub>1</sub>-C<sub>6</sub>-heteroalkyl; provided that one of J<sup>9</sup>-J<sup>14</sup> is C where the R<sup>8</sup> attaches to the parent molecular formula; provided that one of J<sup>16</sup>-J<sup>21</sup> is C where the R<sup>8</sup> attaches to the parent molecular formula; and provided that one of J<sup>23</sup>-J<sup>29</sup> is C where the R<sup>8</sup> attaches to the parent molecular formula.

[0075] In certain embodiments, R<sup>8</sup> is selected from the group consisting of:

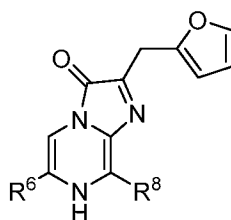


[0076] Representative compounds of formula (I-b) include, but are not limited to:

2-(furan-2-ylmethyl)-6,8-diphenylimidazo[1,2-a]pyrazin-3(7H)-one;  
8-cyclopentyl-2-(furan-2-ylmethyl)-6-phenylimidazo[1,2-a]pyrazin-3(7H)-one;  
2-(furan-2-ylmethyl)-8-(naphthalen-1-yl)-6-phenylimidazo[1,2-a]pyrazin-3(7H)-one;  
2-(furan-2-ylmethyl)-8-(naphthalen-2-yl)-6-phenylimidazo[1,2-a]pyrazin-3(7H)-one;  
8-([1,1'-biphenyl]-4-yl)-2-(furan-2-ylmethyl)-6-phenylimidazo[1,2-a]pyrazin-3(7H)-one;  
2-(furan-2-ylmethyl)-8-(phenanthren-9-yl)-6-phenylimidazo[1,2-a]pyrazin-3(7H)-one;  
2-(furan-2-ylmethyl)-6-phenyl-8-(phenylethynyl)imidazo[1,2-a]pyrazin-3(7H)-one;  
(E)-2-(furan-2-ylmethyl)-6-phenyl-8-styrylimidazo[1,2-a]pyrazin-3(7H)-one;  
8-(benzofuran-2-yl)-2-(furan-2-ylmethyl)-6-phenylimidazo[1,2-a]pyrazin-3(7H)-one;  
8-(benzo[b]thiophen-2-yl)-2-(furan-2-ylmethyl)-6-phenylimidazo[1,2-a]pyrazin-3(7H)-one;  
8-(benzo[c][1,2,5]oxadiazol-5-yl)-2-(furan-2-ylmethyl)-6-phenylimidazo[1,2-a]pyrazin-3(7H)-one;  
2-(furan-2-ylmethyl)-8-(imidazo[1,2-a]pyridin-6-yl)-6-phenylimidazo[1,2-a]pyrazin-3(7H)-one;  
2-(furan-2-ylmethyl)-8-(1H-indol-5-yl)-6-phenylimidazo[1,2-a]pyrazin-3(7H)-one;  
8-(benzo[d]thiazol-5-yl)-2-(furan-2-ylmethyl)-6-phenylimidazo[1,2-a]pyrazin-3(7H)-one;  
2-(furan-2-ylmethyl)-8-(2-methyl-2H-indazol-6-yl)-6-phenylimidazo[1,2-a]pyrazin-3(7H)-one;  
5-(2-(furan-2-ylmethyl)-3-oxo-6-phenyl-3,7-dihydroimidazo[1,2-a]pyrazin-8-yl)-1,3-dimethylpyrimidine-2,4(1H,3H)-dione;  
2-(furan-2-ylmethyl)-8-(1-methyl-2-oxo-1,2-dihydropyridin-3-yl)-6-phenylimidazo[1,2-a]pyrazin-3(7H)-one;  
2-(furan-2-ylmethyl)-8-(1-methyl-6-oxo-1,6-dihydropyridin-3-yl)-6-phenylimidazo[1,2-a]pyrazin-3(7H)-one;  
2-(furan-2-ylmethyl)-6-phenyl-8-(3,4,5-trifluorophenyl)imidazo[1,2-a]pyrazin-3(7H)-one;  
8-(4-fluorophenyl)-2-(furan-2-ylmethyl)-6-phenylimidazo[1,2-a]pyrazin-3(7H)-one;  
2-(furan-2-ylmethyl)-8-(4-nitrophenyl)-6-phenylimidazo[1,2-a]pyrazin-3(7H)-one;  
4-(2-(furan-2-ylmethyl)-3-oxo-6-phenyl-3,7-dihydroimidazo[1,2-a]pyrazin-8-yl)benzonitrile;  
3-(2-(furan-2-ylmethyl)-3-oxo-6-phenyl-3,7-dihydroimidazo[1,2-a]pyrazin-8-yl)benzonitrile;  
8-(4-(dimethylamino)phenyl)-2-(furan-2-ylmethyl)-6-phenylimidazo[1,2-a]pyrazin-3(7H)-one;  
2-(furan-2-ylmethyl)-6-phenyl-8-(thiophen-3-yl)imidazo[1,2-a]pyrazin-3(7H)-one;

2-(furan-2-ylmethyl)-6-phenyl-8-(thiophen-2-yl)imidazo[1,2-a]pyrazin-3(7H)-one;  
 5-(2-(furan-2-ylmethyl)-3-oxo-6-phenyl-3,7-dihydroimidazo[1,2-a]pyrazin-8-yl)thiophene-2-carbonitrile;  
 8-(5-chlorothiophen-2-yl)-2-(furan-2-ylmethyl)-6-phenylimidazo[1,2-a]pyrazin-3(7H)-one;  
 8-(3-chlorothiophen-2-yl)-2-(furan-2-ylmethyl)-6-phenylimidazo[1,2-a]pyrazin-3(7H)-one;  
 2-(furan-2-ylmethyl)-6-phenyl-8-(pyridin-3-yl)imidazo[1,2-a]pyrazin-3(7H)-one;  
 8-(6-fluoropyridin-3-yl)-2-(furan-2-ylmethyl)-6-phenylimidazo[1,2-a]pyrazin-3(7H)-one;  
 8-(2-fluoropyridin-3-yl)-2-(furan-2-ylmethyl)-6-phenylimidazo[1,2-a]pyrazin-3(7H)-one;  
 8-(2-chloropyridin-3-yl)-2-(furan-2-ylmethyl)-6-phenylimidazo[1,2-a]pyrazin-3(7H)-one;  
 2-(furan-2-ylmethyl)-6-phenyl-8-(pyridin-4-yl)imidazo[1,2-a]pyrazin-3(7H)-one;  
 8-(2-fluoropyridin-4-yl)-2-(furan-2-ylmethyl)-6-phenylimidazo[1,2-a]pyrazin-3(7H)-one;  
 8-(2-chloropyridin-4-yl)-2-(furan-2-ylmethyl)-6-phenylimidazo[1,2-a]pyrazin-3(7H)-one;  
 2-(furan-2-ylmethyl)-6-phenyl-8-(quinolin-4-yl)imidazo[1,2-a]pyrazin-3(7H)-one;  
 8-(2,6-dichloropyridin-4-yl)-2-(furan-2-ylmethyl)-6-phenylimidazo[1,2-a]pyrazin-3(7H)-one;  
 2-(furan-2-ylmethyl)-6-phenyl-8-(2-(trifluoromethyl)pyridin-4-yl)imidazo[1,2-a]pyrazin-3(7H)-one;  
 8-(2-bromopyridin-4-yl)-2-(furan-2-ylmethyl)-6-phenylimidazo[1,2-a]pyrazin-3(7H)-one;  
 2-(furan-2-ylmethyl)-6-phenyl-8-(thiazol-5-yl)imidazo[1,2-a]pyrazin-3(7H)-one;  
 5-(2-(furan-2-ylmethyl)-3-oxo-6-phenyl-3,7-dihydroimidazo[1,2-a]pyrazin-8-yl)-1-methyl-1H-pyrrole-2-carbonitrile; and pharmaceutically acceptable salts thereof.

[0077] In certain embodiments, the compound of formula (I) is the compound of formula (I-c),



(I-c),

wherein R<sup>6</sup> is alkyl, alkenyl, alkynyl, alkoxy, heteroalkyl, aryl, bicyclic aryl, tricyclic aryl, heteroaryl, bicyclic heteroaryl, tricyclic heteroaryl, heterocycle, cycloalkyl, or cycloalkenyl; and R<sup>8</sup> is alkyl, alkenyl, alkynyl, alkoxy, heteroalkyl, aryl, bicyclic aryl, tricyclic aryl, heteroaryl, bicyclic heteroaryl, tricyclic heteroaryl, heterocycle, cycloalkyl, or cycloalkenyl; wherein said alkyl, alkenyl, alkynyl, alkoxy, heteroalkyl, aryl, bicyclic aryl, tricyclic aryl, heteroaryl, bicyclic heteroaryl, tricyclic heteroaryl, heterocycle, cycloalkyl, and cycloalkenyl,

at each occurrence, are independently substituted with 0, 1, 2, 3, 4, 5, 6, 7, 8, 9, or 10 substituents, each independently selected from the group consisting of halogen, =O, =S, cyano, nitro, fluoroalkyl, alkoxyfluoroalkyl, fluoroalkoxy, alkyl, alkenyl, alkynyl, haloalkyl, haloalkoxy, heteroalkyl, cycloalkyl, cycloalkenyl, aryl, heteroaryl, heterocycle, cycloalkylalkyl, heteroarylalkyl, arylalkyl, hydroxy, hydroxyalkyl, alkoxy, alkoxyalkyl, alkylene, aryloxy, phenoxy, benzyloxy, amino, alkylamino, dialkylamino, acylamino, aminoalkyl, arylamino, sulfonylamino, sulfinylamino, sulfonyl, alkylsulfonyl, arylsulfonyl, aminosulfonyl, sulfinyl, -COOH, ketone, amide, carbamate, silyl, substituted silyl, t-butyl dimethylsilyl, alkylsulfanyl, sulfanyl, and acyl; provided that the following compounds are excluded from formula (I-c): 8-benzyl-2-(furan-2-ylmethyl)-6-phenylimidazo[1,2-a]pyrazin-3(7H)-one; and 8-benzyl-2-(furan-2-ylmethyl)-6-(4-hydroxyphenyl)imidazo[1,2-a]pyrazin-3(7H)-one.

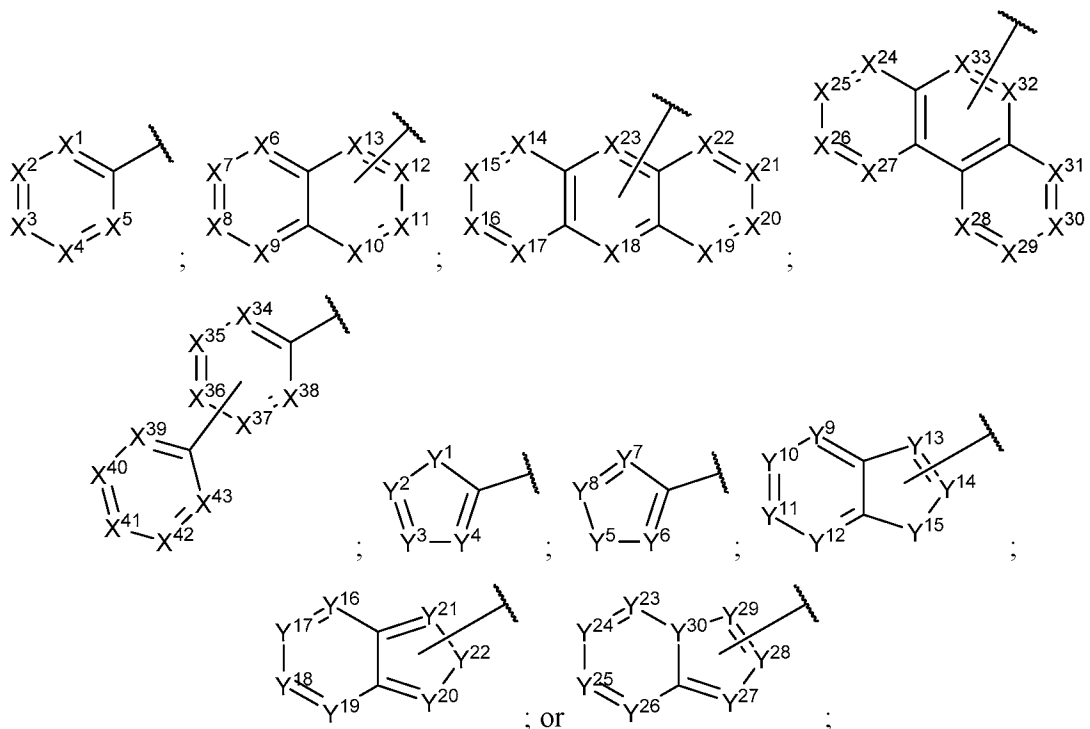
**[0078]** In certain embodiments, R<sup>6</sup> is phenyl, naphthyl, tricyclic aryl, biphenyl (e.g., 1,4-biphenyl), or heteroaryl (e.g., a monocyclic or bicyclic ring system), wherein the phenyl, naphthyl, biphenyl, tricyclic aryl, and heteroaryl are independently optionally substituted with 1-3 substituents independently selected from the group consisting of halogen (e.g., fluoro), nitro, cyano, C<sub>1</sub>-C<sub>6</sub>alkyl (e.g., methyl), C<sub>1</sub>-C<sub>6</sub>haloalkyl, amino, C<sub>1</sub>-C<sub>6</sub>alkylamino, C<sub>1</sub>-C<sub>6</sub>dialkylamino, hydroxy, and C<sub>1</sub>-C<sub>6</sub>alkoxy (e.g., methoxy); and R<sup>8</sup> is C<sub>1</sub>-C<sub>3</sub>alkyl substituted with phenyl, C<sub>2</sub>alkenyl substituted with phenyl, C<sub>2</sub>alkynyl substituted with phenyl, phenyl, cycloalkyl, naphthyl, biphenyl, tricyclic aryl, heteroaryl (e.g., a monocyclic or bicyclic ring system), or heterocycle, wherein each phenyl, cycloalkyl, naphthyl, biphenyl, tricyclic aryl, heteroaryl, and heterocycle in R<sup>8</sup> is independently optionally substituted with 1-3 substituents independently selected from the group consisting of oxo, halogen (e.g., fluoro, chloro, bromo), nitro, cyano, C<sub>1</sub>-C<sub>6</sub>alkyl (e.g., methyl), C<sub>1</sub>-C<sub>6</sub>haloalkyl (e.g., CF<sub>3</sub>), amino, C<sub>1</sub>-C<sub>6</sub>alkylamino, C<sub>1</sub>-C<sub>6</sub>dialkylamino (e.g., dimethylamino), hydroxy, and C<sub>1</sub>-C<sub>6</sub>alkoxy.

**[0079]** In certain embodiments, R<sup>6</sup> is aryl, bicyclic aryl, tricyclic aryl, biphenyl, heteroaryl, bicyclic heteroaryl, or tricyclic heteroaryl; substituted with 0, 1, 2, or 3 substituents, each independently selected from the group consisting of halogen, hydroxy, cyano, amino, nitro, C<sub>1</sub>-C<sub>6</sub>-alkyl, C<sub>1</sub>-C<sub>6</sub>-alkoxy, C<sub>1</sub>-C<sub>6</sub>-haloalkyl, C<sub>1</sub>-C<sub>6</sub>-haloalkoxy, C<sub>1</sub>-C<sub>6</sub>-alkylamino, and C<sub>1</sub>-C<sub>6</sub>-dialkylamino.

**[0080]** In certain embodiments, R<sup>6</sup> is phenyl, bicyclic aryl, tricyclic aryl, biphenyl, monocyclic heteroaryl, bicyclic heteroaryl, or tricyclic heteroaryl; substituted with 0, 1, 2, or 3 substituents, each independently selected from the group consisting of halogen, hydroxy,

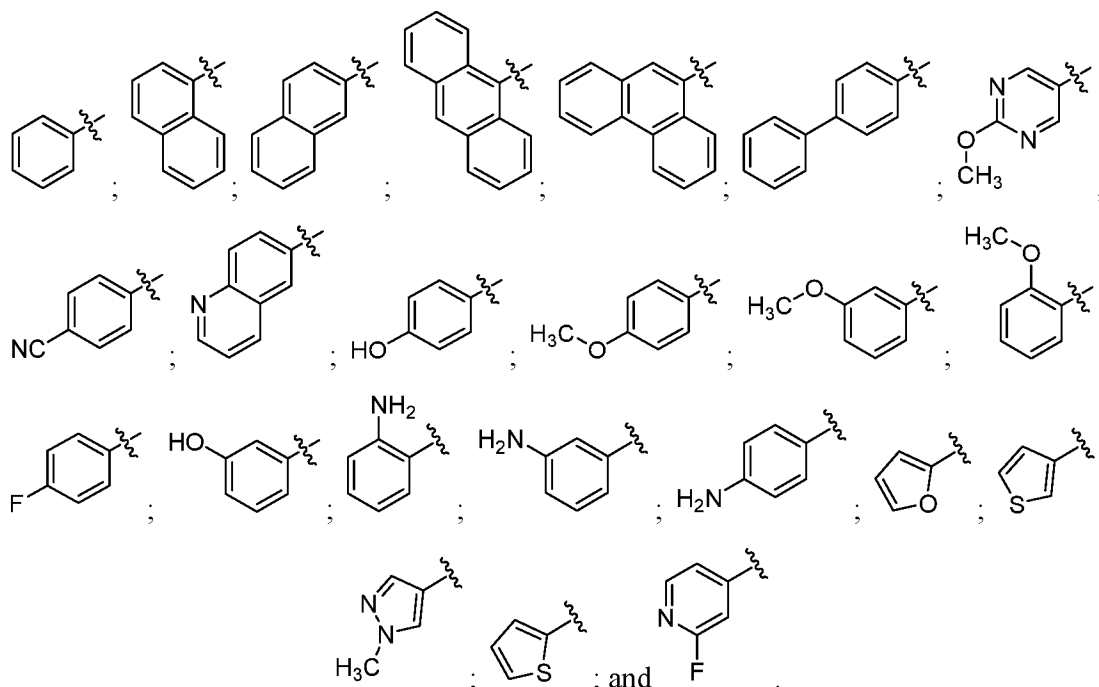
cyano, amino, nitro, C<sub>1</sub>-C<sub>6</sub>-alkyl, C<sub>1</sub>-C<sub>6</sub>-alkoxy, C<sub>1</sub>-C<sub>6</sub>-haloalkyl, C<sub>1</sub>-C<sub>6</sub>-haloalkoxy, C<sub>1</sub>-C<sub>6</sub>-alkylamino, and C<sub>1</sub>-C<sub>6</sub>-dialkylamino.

[0081] In certain embodiments, R<sup>6</sup> is



wherein X<sup>1</sup>-X<sup>43</sup> are each independently CR<sup>11</sup> or N, wherein R<sup>11</sup>, at each occurrence, is independently selected from the group consisting of hydrogen, halogen, hydroxy, cyano, amino, nitro, C<sub>1</sub>-C<sub>6</sub>-alkyl, C<sub>2</sub>-C<sub>6</sub>-alkenyl, C<sub>2</sub>-C<sub>6</sub>-alkynyl, C<sub>1</sub>-C<sub>6</sub>-alkoxy, C<sub>1</sub>-C<sub>6</sub>-haloalkyl, C<sub>1</sub>-C<sub>6</sub>-haloalkoxy, C<sub>1</sub>-C<sub>6</sub>-alkylamino, C<sub>1</sub>-C<sub>6</sub>-dialkylamino, and C<sub>1</sub>-C<sub>6</sub>-heteroalkyl; provided that one of X<sup>6</sup>-X<sup>13</sup> is C where the R<sup>6</sup> attaches to the parent molecular formula; provided that one of X<sup>14</sup>-X<sup>23</sup> is C where the R<sup>6</sup> attaches to the parent molecular formula; provided that one of X<sup>24</sup>-X<sup>33</sup> is C where the R<sup>6</sup> attaches to the parent molecular formula; provided that one of X<sup>34</sup>-X<sup>38</sup> is C to attach to the ring containing X<sup>39</sup>-X<sup>43</sup>; Y<sup>1</sup>, Y<sup>5</sup>, Y<sup>15</sup>, and Y<sup>22</sup> are O, S, or NR<sup>12</sup>, wherein R<sup>12</sup> is hydrogen, C<sub>1</sub>-C<sub>6</sub>-alkyl, or C<sub>1</sub>-C<sub>6</sub>-haloalkyl; Y<sup>30</sup> is N; Y<sup>2</sup>-Y<sup>4</sup>, Y<sup>6</sup>-Y<sup>14</sup>, Y<sup>16</sup>-Y<sup>21</sup>, and Y<sup>23</sup>-Y<sup>29</sup> are each independently CR<sup>13</sup> or N, wherein R<sup>13</sup>, at each occurrence, is independently selected from the group consisting of hydrogen, halogen, hydroxy, cyano, amino, nitro, C<sub>1</sub>-C<sub>6</sub>-alkyl, C<sub>2</sub>-C<sub>6</sub>-alkenyl, C<sub>2</sub>-C<sub>6</sub>-alkynyl, C<sub>1</sub>-C<sub>6</sub>-alkoxy, C<sub>1</sub>-C<sub>6</sub>-haloalkyl, C<sub>1</sub>-C<sub>6</sub>-haloalkoxy, C<sub>1</sub>-C<sub>6</sub>-alkylamino, C<sub>1</sub>-C<sub>6</sub>-dialkylamino, and C<sub>1</sub>-C<sub>6</sub>-heteroalkyl; provided that one of Y<sup>9</sup>-Y<sup>14</sup> is C where the R<sup>6</sup> attaches to the parent molecular formula; provided that one of Y<sup>16</sup>-Y<sup>21</sup> is C where the R<sup>6</sup> attaches to the parent molecular formula; and provided that one of Y<sup>23</sup>-Y<sup>29</sup> is C where the R<sup>6</sup> attaches to the parent molecular formula.

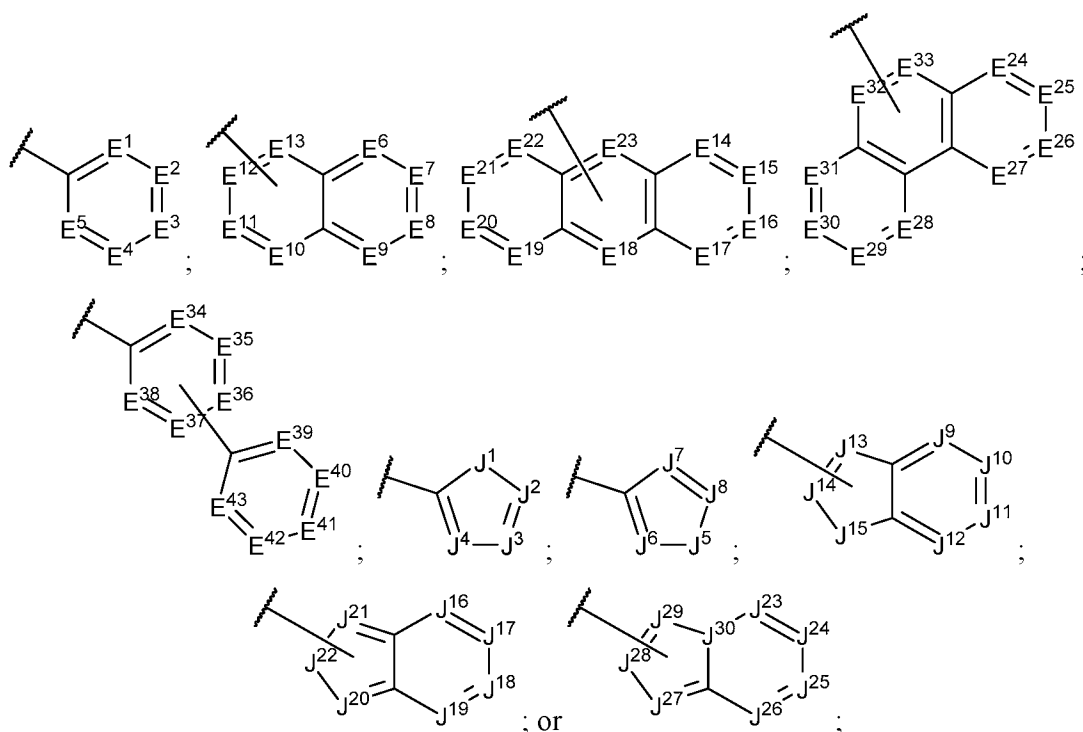
[0082] In certain embodiments,  $R^6$  is selected from the group consisting of:



[0083] In certain embodiments,  $R^8$  is aryl, bicyclic aryl, tricyclic aryl, biphenyl, heteroaryl, bicyclic heteroaryl, tricyclic heteroaryl, heterocycle, or cycloalkyl; substituted with 0, 1, 2, or 3 substituents, each independently selected from the group consisting of halogen, =O, =S, hydroxy, cyano, amino, nitro,  $C_1$ - $C_6$ -alkyl,  $C_1$ - $C_6$ -alkoxy,  $C_1$ - $C_6$ -haloalkyl,  $C_1$ - $C_6$ -haloalkoxy,  $C_1$ - $C_6$ -alkylamino, and  $C_1$ - $C_6$ -dialkylamino.

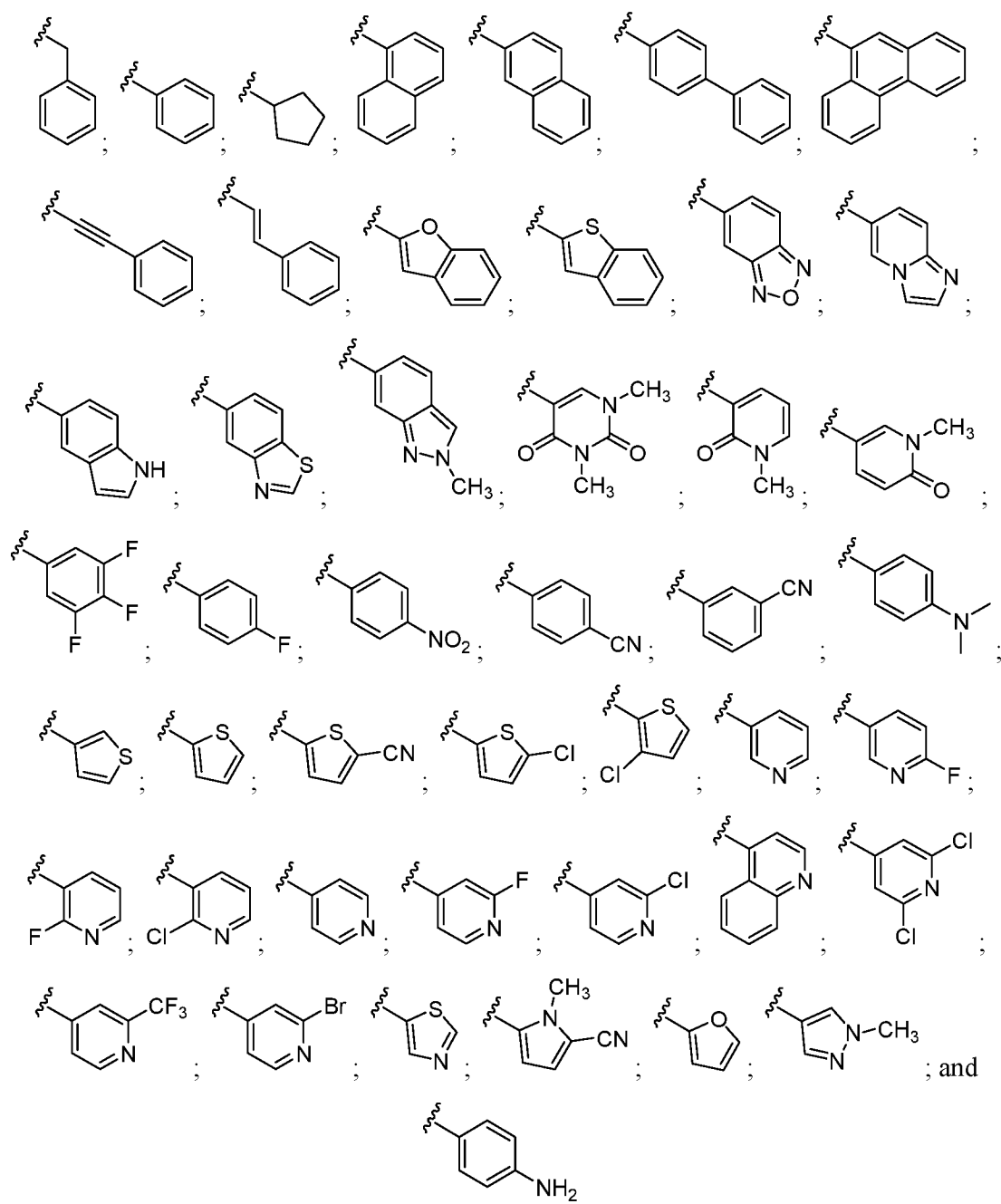
[0084] In certain embodiments,  $R^8$  is phenyl, bicyclic aryl, tricyclic aryl, biphenyl, monocyclic heteroaryl, bicyclic heteroaryl, tricyclic heteroaryl, heterocycle, or cycloalkyl; substituted with 0, 1, 2, or 3 substituents, each independently selected from the group consisting of halogen, =O, =S, hydroxy, cyano, amino, nitro,  $C_1$ - $C_6$ -alkyl,  $C_1$ - $C_6$ -alkoxy,  $C_1$ - $C_6$ -haloalkyl,  $C_1$ - $C_6$ -haloalkoxy,  $C_1$ - $C_6$ -alkylamino, and  $C_1$ - $C_6$ -dialkylamino.

[0085] In certain embodiments,  $R^8$  is



wherein E<sup>1</sup>-E<sup>43</sup> are each independently CR<sup>21</sup> or N, wherein R<sup>21</sup>, at each occurrence, is independently selected from the group consisting of hydrogen, halogen, hydroxy, cyano, amino, nitro, C<sub>1</sub>-C<sub>6</sub>-alkyl, C<sub>2</sub>-C<sub>6</sub>-alkenyl, C<sub>2</sub>-C<sub>6</sub>-alkynyl, C<sub>1</sub>-C<sub>6</sub>-alkoxy, C<sub>1</sub>-C<sub>6</sub>-haloalkyl, C<sub>1</sub>-C<sub>6</sub>-haloalkoxy, C<sub>1</sub>-C<sub>6</sub>-alkylamino, C<sub>1</sub>-C<sub>6</sub>-dialkylamino, and C<sub>1</sub>-C<sub>6</sub>-heteroalkyl; provided that one of E<sup>6</sup>-E<sup>13</sup> is C where the R<sup>8</sup> attaches to the parent molecular formula; provided that one of E<sup>14</sup>-E<sup>23</sup> is C where the R<sup>8</sup> attaches to the parent molecular formula; provided that one of E<sup>24</sup>-E<sup>33</sup> is C where the R<sup>8</sup> attaches to the parent molecular formula; provided that one of E<sup>34</sup>-E<sup>38</sup> is C to attach to the ring containing E<sup>39</sup>-E<sup>43</sup>; J<sup>1</sup>, J<sup>5</sup>, J<sup>15</sup>, and J<sup>22</sup> are O, S, or NR<sup>22</sup>, wherein R<sup>22</sup> is hydrogen, C<sub>1</sub>-C<sub>6</sub>-alkyl, or C<sub>1</sub>-C<sub>6</sub>-haloalkyl; J<sup>30</sup> is N; J<sup>2</sup>-J<sup>4</sup>, J<sup>6</sup>-J<sup>14</sup>, J<sup>16</sup>-J<sup>21</sup>, and J<sup>23</sup>-J<sup>29</sup> are each independently CR<sup>23</sup> or N, wherein R<sup>23</sup>, at each occurrence, is independently selected from the group consisting of hydrogen, halogen, hydroxy, cyano, amino, nitro, C<sub>1</sub>-C<sub>6</sub>-alkyl, C<sub>2</sub>-C<sub>6</sub>-alkenyl, C<sub>2</sub>-C<sub>6</sub>-alkynyl, C<sub>1</sub>-C<sub>6</sub>-alkoxy, C<sub>1</sub>-C<sub>6</sub>-haloalkyl, C<sub>1</sub>-C<sub>6</sub>-haloalkoxy, C<sub>1</sub>-C<sub>6</sub>-alkylamino, C<sub>1</sub>-C<sub>6</sub>-dialkylamino, and C<sub>1</sub>-C<sub>6</sub>-heteroalkyl; provided that one of J<sup>9</sup>-J<sup>14</sup> is C where the R<sup>8</sup> attaches to the parent molecular formula; provided that one of J<sup>16</sup>-J<sup>21</sup> is C where the R<sup>8</sup> attaches to the parent molecular formula; and provided that one of J<sup>23</sup>-J<sup>29</sup> is C where the R<sup>8</sup> attaches to the parent molecular formula.

[0086] In certain embodiments, R<sup>8</sup> is selected from the group consisting of:



[0087] Representative compounds of formula (I-c) include, but are not limited to:

6,8-di(furan-2-yl)-2-(furan-2-ylmethyl)imidazo[1,2-a]pyrazin-3(7H)-one;

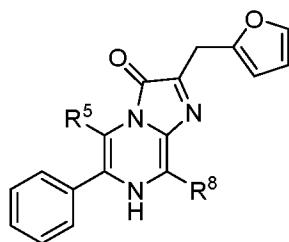
2-(furan-2-ylmethyl)-6,8-di(thiophen-2-yl)imidazo[1,2-a]pyrazin-3(7H)-one;

2-(furan-2-ylmethyl)-6-(1-methyl-1H-pyrazol-3-yl)-8-(1-methyl-1H-pyrazol-4-yl)imidazo[1,2-a]pyrazin-3(7H)-one;

8-(2-fluoropyridin-4-yl)-2-(furan-2-ylmethyl)-6-(thiophen-2-yl)imidazo[1,2-a]pyrazin-3(7H)-one;

5-(2-(furan-2-ylmethyl)-3-oxo-6-(thiophen-2-yl)-3,7-dihydroimidazo[1,2-a]pyrazin-8-yl)thiophene-2-carbonitrile;  
 26,8-bis(2-fluoropyridin-4-yl)-2-(furan-2-ylmethyl)imidazo[1,2-a]pyrazin-3(7H)-one;  
 2-(furan-2-ylmethyl)-6-phenyl-8-(phenylethynyl)imidazo[1,2-a]pyrazin-3(7H)-one;  
 6-(4-aminophenyl)-2-(furan-2-ylmethyl)-8-(quinolin-4-yl)imidazo[1,2-a]pyrazin-3(7H)-one;  
 5-(6-(4-aminophenyl)-2-(furan-2-ylmethyl)-3-oxo-3,7-dihydroimidazo[1,2-a]pyrazin-8-yl)thiophene-2-carbonitrile;  
 6,8-bis(4-aminophenyl)-2-(furan-2-ylmethyl)imidazo[1,2-a]pyrazin-3(7H)-one;  
 2-(furan-2-ylmethyl)-6-(4-hydroxyphenyl)-8-(quinolin-4-yl)imidazo[1,2-a]pyrazin-3(7H)-one;  
 5-(2-(furan-2-ylmethyl)-6-(4-hydroxyphenyl)-3-oxo-3,7-dihydroimidazo[1,2-a]pyrazin-8-yl)thiophene-2-carbonitrile;  
 and pharmaceutically acceptable salts thereof.

**[0088]** In certain embodiments, the compound of formula (I) is the compound of formula (I-d),



(I-d),

wherein R<sup>5</sup> is hydrogen, halogen, hydroxy, cyano, nitro, amino, alkylamino, dialkylamino, alkyl, alkenyl, alkynyl, alkoxy, heteroalkyl, aryl, bicyclic aryl, tricyclic aryl, heteroaryl, bicyclic heteroaryl, tricyclic heteroaryl, heterocycle, cycloalkyl, or cycloalkenyl; and R<sup>8</sup> is alkyl, alkenyl, alkynyl, alkoxy, heteroalkyl, aryl, bicyclic aryl, tricyclic aryl, heteroaryl, bicyclic heteroaryl, tricyclic heteroaryl, heterocycle, cycloalkyl, or cycloalkenyl; wherein said alkyl, alkenyl, alkynyl, alkoxy, heteroalkyl, aryl, bicyclic aryl, tricyclic aryl, heteroaryl, bicyclic heteroaryl, tricyclic heteroaryl, heterocycle, cycloalkyl, and cycloalkenyl, at each occurrence, are independently substituted with 0, 1, 2, 3, 4, 5, 6, 7, 8, 9, or 10 substituents, each independently selected from the group consisting of halogen, =O, =S, cyano, nitro, fluoroalkyl, alkoxyfluoroalkyl, fluoroalkoxy, alkyl, alkenyl, alkynyl, haloalkyl, haloalkoxy, heteroalkyl, cycloalkyl, cycloalkenyl, aryl, heteroaryl, heterocycle, cycloalkylalkyl, heteroarylalkyl, arylalkyl, hydroxy, hydroxyalkyl, alkoxy, alkoxyalkyl, alkylene, aryloxy,

phenoxy, benzyloxy, amino, alkylamino, dialkylamino, acylamino, aminoalkyl, arylamino, sulfonylamino, sulfinylamino, sulfonyl, alkylsulfonyl, arylsulfonyl, aminosulfonyl, sulfinyl, -COOH, ketone, amide, carbamate, silyl, substituted silyl, t-butyl dimethylsilyl, alkylsulfanyl, sulfanyl, and acyl; provided that the following compound is excluded from formula (I-d): 8-benzyl-2-(furan-2-ylmethyl)-6-phenylimidazo[1,2-a]pyrazin-3(7H)-one.

**[0089]** In certain embodiments,  $R^5$  is hydrogen,  $C_1$ - $C_6$ alkyl,  $C_{2-6}$ alkenyl,  $C_{2-6}$ alkynyl (e.g.,  $C_2$ alkynyl), phenyl, cyano, amino,  $C_1$ - $C_6$ alkylamino,  $C_1$ - $C_6$ dialkylamino (e.g., dimethylamino), or  $C_1$ - $C_6$ alkoxy (e.g., methoxy), wherein the phenyl is optionally substituted with 1-3 substituents independently selected from the group consisting of halogen, nitro, cyano,  $C_1$ - $C_6$ alkyl,  $C_1$ - $C_6$ haloalkyl, amino,  $C_1$ - $C_6$ alkylamino,  $C_1$ - $C_6$ dialkylamino, hydroxy, and  $C_1$ - $C_6$ alkoxy; and  $R^8$  is  $C_1$ - $C_3$ alkyl substituted with phenyl,  $C_2$ alkenyl substituted with phenyl,  $C_2$ alkynyl substituted with phenyl, phenyl, cycloalkyl, naphthyl, biphenyl, tricyclic aryl, heteroaryl (e.g., a monocyclic or bicyclic ring system), or heterocycle, wherein each phenyl, cycloalkyl, naphthyl, biphenyl, tricyclic aryl, heteroaryl, and heterocycle in  $R^8$  is independently optionally substituted with 1-3 substituents independently selected from the group consisting of oxo, halogen (e.g., fluoro, chloro, bromo), nitro, cyano,  $C_1$ - $C_6$ alkyl (e.g., methyl),  $C_1$ - $C_6$ haloalkyl (e.g.,  $CF_3$ ), amino,  $C_1$ - $C_6$ alkylamino,  $C_1$ - $C_6$ dialkylamino (e.g., dimethylamino), hydroxy, and  $C_1$ - $C_6$ alkoxy.

**[0090]** In certain embodiments,  $R^5$  is hydrogen, cyano,  $C_1$ - $C_6$ -alkyl,  $C_1$ - $C_6$ -alkoxy,  $C_1$ - $C_6$ -haloalkyl,  $C_1$ - $C_6$ -haloalkoxy,  $C_1$ - $C_6$ -alkylamino,  $C_1$ - $C_6$ -dialkylamino, or phenyl.

**[0091]** In certain embodiments,  $R^5$  is hydrogen.

**[0092]** In certain embodiments,  $R^5$  is halogen, hydroxy, cyano, nitro, amino, alkylamino, dialkylamino, alkyl, alkenyl, alkynyl, alkoxy, heteroalkyl, aryl, bicyclic aryl, tricyclic aryl, heteroaryl, bicyclic heteroaryl, tricyclic heteroaryl, heterocycle, cycloalkyl, or cycloalkenyl; wherein said alkyl, alkenyl, alkynyl, alkoxy, heteroalkyl, aryl, bicyclic aryl, tricyclic aryl, heteroaryl, bicyclic heteroaryl, tricyclic heteroaryl, heterocycle, cycloalkyl, and cycloalkenyl, at each occurrence, are independently substituted with 0, 1, 2, 3, 4, 5, 6, 7, 8, 9, or 10 substituents, each independently selected from the group consisting of halogen, =O, =S, cyano, nitro, fluoroalkyl, alkoxyfluoroalkyl, fluoroalkoxy, alkyl, alkenyl, alkynyl, haloalkyl, haloalkoxy, heteroalkyl, cycloalkyl, cycloalkenyl, aryl, heteroaryl, heterocycle, cycloalkylalkyl, heteroarylalkyl, arylalkyl, hydroxy, hydroxyalkyl, alkoxy, alkoxyalkyl, alkylene, aryloxy, phenoxy, benzyloxy, amino, alkylamino, dialkylamino, acylamino, aminoalkyl, arylamino, sulfonylamino, sulfinylamino, sulfonyl, alkylsulfonyl, arylsulfonyl,

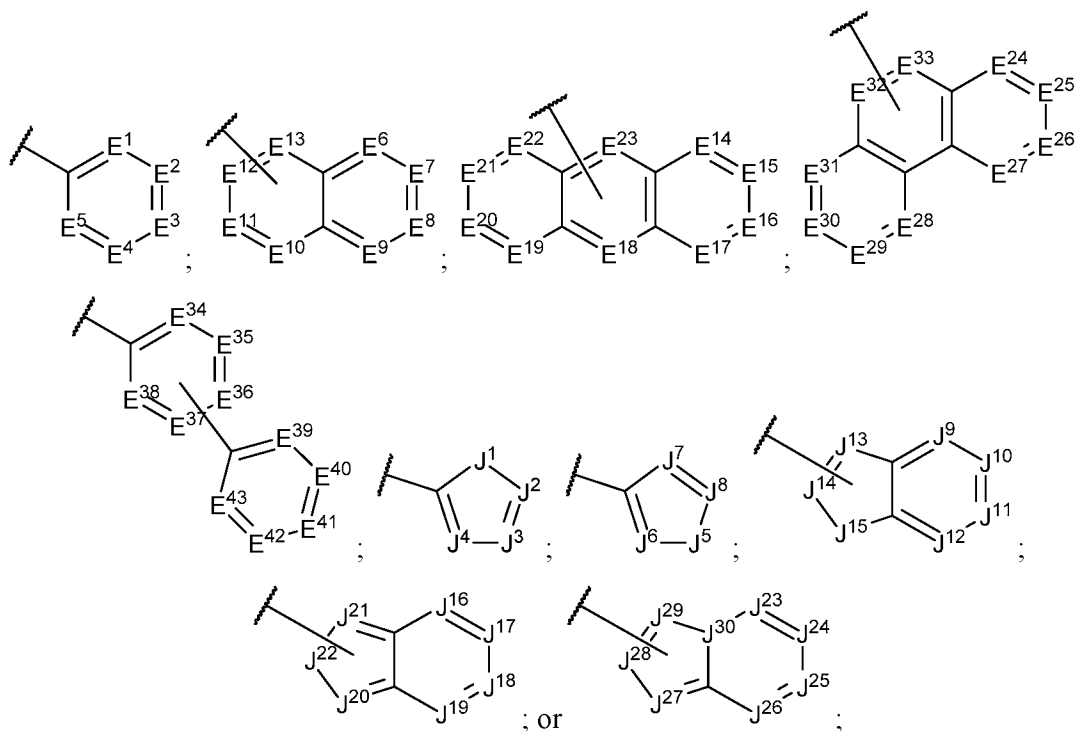
aminosulfonyl, sulfinyl, -COOH, ketone, amide, carbamate, silyl, substituted silyl, t-butyl dimethylsilyl, alkylsulfonyl, sulfonyl, and acyl.

**[0093]** In certain embodiments, R<sup>5</sup> is cyano, C<sub>1</sub>-C<sub>6</sub>-alkyl, C<sub>1</sub>-C<sub>6</sub>-alkoxy, C<sub>1</sub>-C<sub>6</sub>-haloalkyl, C<sub>1</sub>-C<sub>6</sub>-haloalkoxy, C<sub>1</sub>-C<sub>6</sub>-alkylamino, C<sub>1</sub>-C<sub>6</sub>-dialkylamino, or phenyl.

**[0094]** In certain embodiments, R<sup>8</sup> is aryl, bicyclic aryl, tricyclic aryl, biphenyl, heteroaryl, bicyclic heteroaryl, tricyclic heteroaryl, heterocycle, or cycloalkyl; substituted with 0, 1, 2, or 3 substituents, each independently selected from the group consisting of halogen, =O, =S, hydroxy, cyano, amino, nitro, C<sub>1</sub>-C<sub>6</sub>-alkyl, C<sub>1</sub>-C<sub>6</sub>-alkoxy, C<sub>1</sub>-C<sub>6</sub>-haloalkyl, C<sub>1</sub>-C<sub>6</sub>-haloalkoxy, C<sub>1</sub>-C<sub>6</sub>-alkylamino, and C<sub>1</sub>-C<sub>6</sub>-dialkylamino.

**[0095]** In certain embodiments, R<sup>8</sup> is phenyl, bicyclic aryl, tricyclic aryl, biphenyl, monocyclic heteroaryl, bicyclic heteroaryl, tricyclic heteroaryl, heterocycle, or cycloalkyl; substituted with 0, 1, 2, or 3 substituents, each independently selected from the group consisting of halogen, =O, =S, hydroxy, cyano, amino, nitro, C<sub>1</sub>-C<sub>6</sub>-alkyl, C<sub>1</sub>-C<sub>6</sub>-alkoxy, C<sub>1</sub>-C<sub>6</sub>-haloalkyl, C<sub>1</sub>-C<sub>6</sub>-haloalkoxy, C<sub>1</sub>-C<sub>6</sub>-alkylamino, and C<sub>1</sub>-C<sub>6</sub>-dialkylamino.

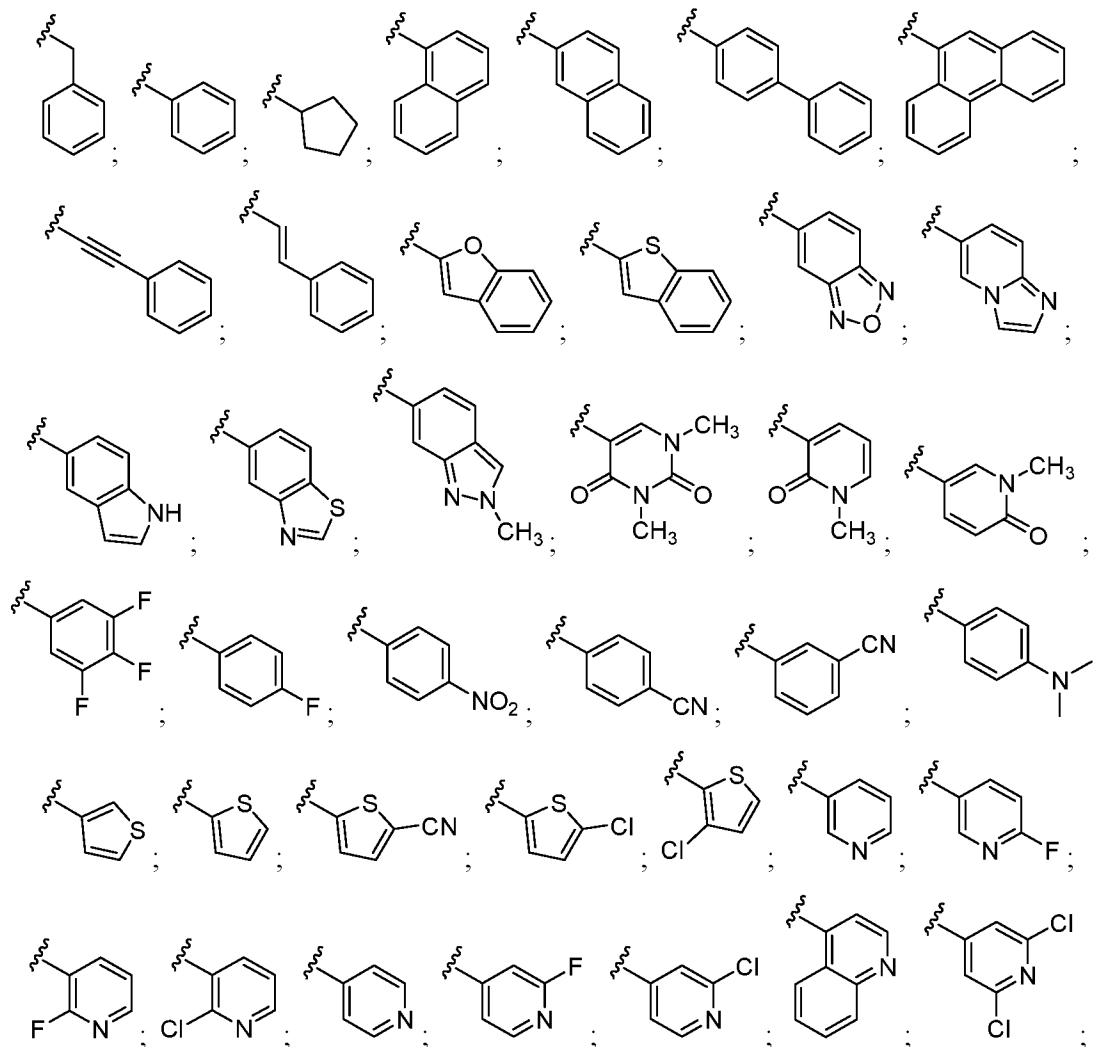
[0096] In certain embodiments,  $R^8$  is

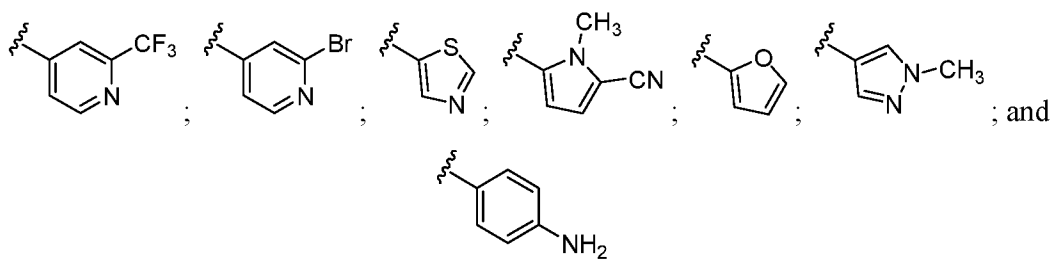


wherein E<sup>1</sup>-E<sup>43</sup> are each independently CR<sup>21</sup> or N, wherein R<sup>21</sup>, at each occurrence, is independently selected from the group consisting of hydrogen, halogen, hydroxy, cyano, amino, nitro, C<sub>1</sub>-C<sub>6</sub>-alkyl, C<sub>2</sub>-C<sub>6</sub>-alkenyl, C<sub>2</sub>-C<sub>6</sub>-alkynyl, C<sub>1</sub>-C<sub>6</sub>-alkoxy, C<sub>1</sub>-C<sub>6</sub>-haloalkyl, C<sub>1</sub>-C<sub>6</sub>-haloalkoxy, C<sub>1</sub>-C<sub>6</sub>-alkylamino, C<sub>1</sub>-C<sub>6</sub>-dialkylamino, and C<sub>1</sub>-C<sub>6</sub>-heteroalkyl; provided that

one of E<sup>6</sup>-E<sup>13</sup> is C where the R<sup>8</sup> attaches to the parent molecular formula; provided that one of E<sup>14</sup>-E<sup>23</sup> is C where the R<sup>8</sup> attaches to the parent molecular formula; provided that one of E<sup>24</sup>-E<sup>33</sup> is C where the R<sup>8</sup> attaches to the parent molecular formula; provided that one of E<sup>34</sup>-E<sup>38</sup> is C to attach to the ring containing E<sup>39</sup>-E<sup>43</sup>; J<sup>1</sup>, J<sup>5</sup>, J<sup>15</sup>, and J<sup>22</sup> are O, S, or NR<sup>22</sup>, wherein R<sup>22</sup> is hydrogen, C<sub>1</sub>-C<sub>6</sub>-alkyl, or C<sub>1</sub>-C<sub>6</sub>-haloalkyl; J<sup>30</sup> is N; J<sup>2</sup>-J<sup>4</sup>, J<sup>6</sup>-J<sup>14</sup>, J<sup>16</sup>-J<sup>21</sup>, and J<sup>23</sup>-J<sup>29</sup> are each independently CR<sup>23</sup> or N, wherein R<sup>23</sup>, at each occurrence, is independently selected from the group consisting of hydrogen, halogen, hydroxy, cyano, amino, nitro, C<sub>1</sub>-C<sub>6</sub>-alkyl, C<sub>2</sub>-C<sub>6</sub>-alkenyl, C<sub>2</sub>-C<sub>6</sub>-alkynyl, C<sub>1</sub>-C<sub>6</sub>-alkoxy, C<sub>1</sub>-C<sub>6</sub>-haloalkyl, C<sub>1</sub>-C<sub>6</sub>-haloalkoxy, C<sub>1</sub>-C<sub>6</sub>-alkylamino, C<sub>1</sub>-C<sub>6</sub>-dialkylamino, and C<sub>1</sub>-C<sub>6</sub>-heteroalkyl; provided that one of J<sup>9</sup>-J<sup>14</sup> is C where the R<sup>8</sup> attaches to the parent molecular formula; provided that one of J<sup>16</sup>-J<sup>21</sup> is C where the R<sup>8</sup> attaches to the parent molecular formula; and provided that one of J<sup>23</sup>-J<sup>29</sup> is C where the R<sup>8</sup> attaches to the parent molecular formula.

[0097] In certain embodiments, R<sup>8</sup> is selected from the group consisting of:





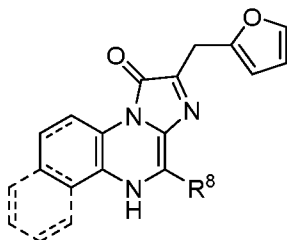
**[0098]** Representative compounds of formula (I-d) include, but are not limited to:

2-(furan-2-ylmethyl)-5,6,8-triphenylimidazo[1,2-a]pyrazin-3(7H)-one;

2-(furan-2-ylmethyl)-3-oxo-6,8-diphenyl-3,7-dihydroimidazo[1,2-a]pyrazine-5-carbonitrile;

and pharmaceutically acceptable salts thereof.

**[0099]** In certain embodiments, the compound of formula (I) is the compound of formula (I-e),



(I-e),

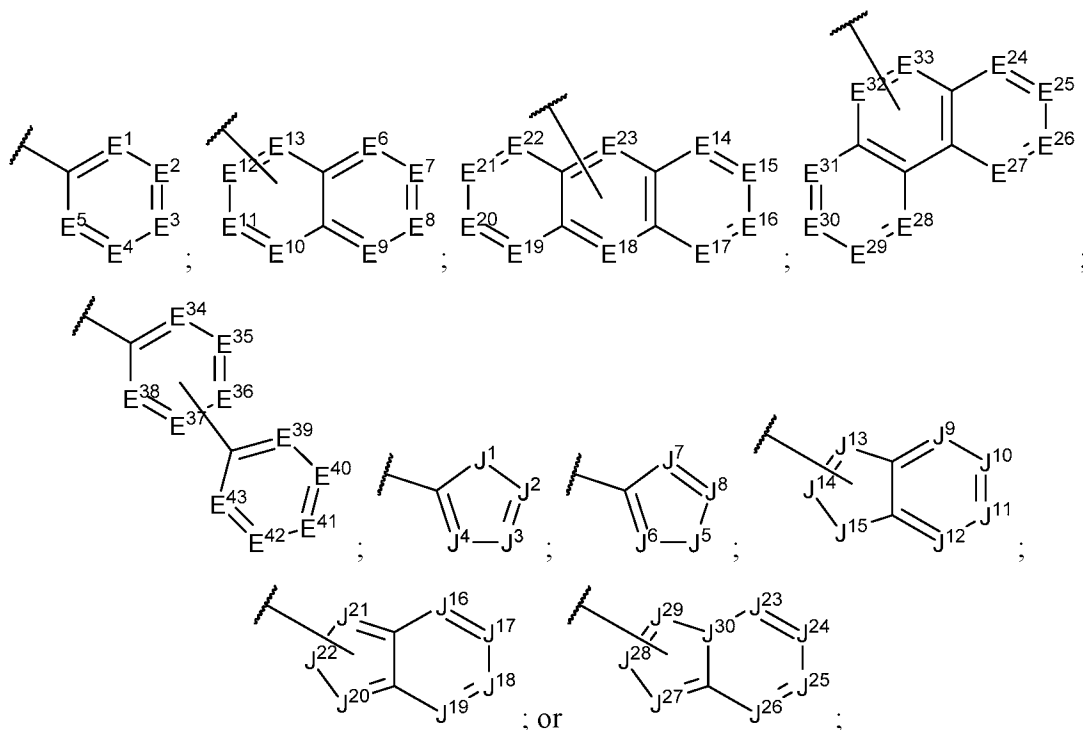
wherein each --- indicates an optional bond; and  $R^8$  is alkyl, alkenyl, alkynyl, alkoxy, heteroalkyl, aryl, bicyclic aryl, tricyclic aryl, heteroaryl, bicyclic heteroaryl, tricyclic heteroaryl, heterocycle, cycloalkyl, or cycloalkenyl; wherein said alkyl, alkenyl, alkynyl, alkoxy, heteroalkyl, aryl, bicyclic aryl, tricyclic aryl, heteroaryl, bicyclic heteroaryl, tricyclic heteroaryl, heterocycle, cycloalkyl, and cycloalkenyl, at each occurrence, are independently substituted with 0, 1, 2, 3, 4, 5, 6, 7, 8, 9, or 10 substituents, each independently selected from the group consisting of halogen, =O, =S, cyano, nitro, fluoroalkyl, alkoxyfluoroalkyl, fluoroalkoxy, alkyl, alkenyl, alkynyl, haloalkyl, haloalkoxy, heteroalkyl, cycloalkyl, cycloalkenyl, aryl, heteroaryl, heterocycle, cycloalkylalkyl, heteroarylalkyl, arylalkyl, hydroxy, hydroxyalkyl, alkoxy, alkoxyalkyl, alkylene, aryloxy, phenoxy, benzyloxy, amino, alkylamino, dialkylamino, acylamino, aminoalkyl, arylamino, sulfonylamino, sulfinylamino, sulfonyl, alkylsulfonyl, arylsulfonyl, aminosulfonyl, sulfinyl, -COOH, ketone, amide, carbamate, silyl, substituted silyl, t-butyl dimethylsilyl, alkylsulfanyl, sulfanyl, and acyl.

**[00100]** In certain embodiments,  $R^8$  is aryl, bicyclic aryl, tricyclic aryl, biphenyl, heteroaryl, bicyclic heteroaryl, tricyclic heteroaryl, heterocycle, or cycloalkyl; substituted with 0, 1, 2, or 3 substituents, each independently selected from the group consisting of

halogen, =O, =S, hydroxy, cyano, amino, nitro, C<sub>1</sub>-C<sub>6</sub>-alkyl, C<sub>1</sub>-C<sub>6</sub>-alkoxy, C<sub>1</sub>-C<sub>6</sub>-haloalkyl, C<sub>1</sub>-C<sub>6</sub>-haloalkoxy, C<sub>1</sub>-C<sub>6</sub>-alkylamino, and C<sub>1</sub>-C<sub>6</sub>-dialkylamino.

**[00101]** In certain embodiments, R<sup>8</sup> is phenyl, bicyclic aryl, tricyclic aryl, biphenyl, monocyclic heteroaryl, bicyclic heteroaryl, tricyclic heteroaryl, heterocycle, or cycloalkyl; substituted with 0, 1, 2, or 3 substituents, each independently selected from the group consisting of halogen, =O, =S, hydroxy, cyano, amino, nitro, C<sub>1</sub>-C<sub>6</sub>-alkyl, C<sub>1</sub>-C<sub>6</sub>-alkoxy, C<sub>1</sub>-C<sub>6</sub>-haloalkyl, C<sub>1</sub>-C<sub>6</sub>-haloalkoxy, C<sub>1</sub>-C<sub>6</sub>-alkylamino, and C<sub>1</sub>-C<sub>6</sub>-dialkylamino.

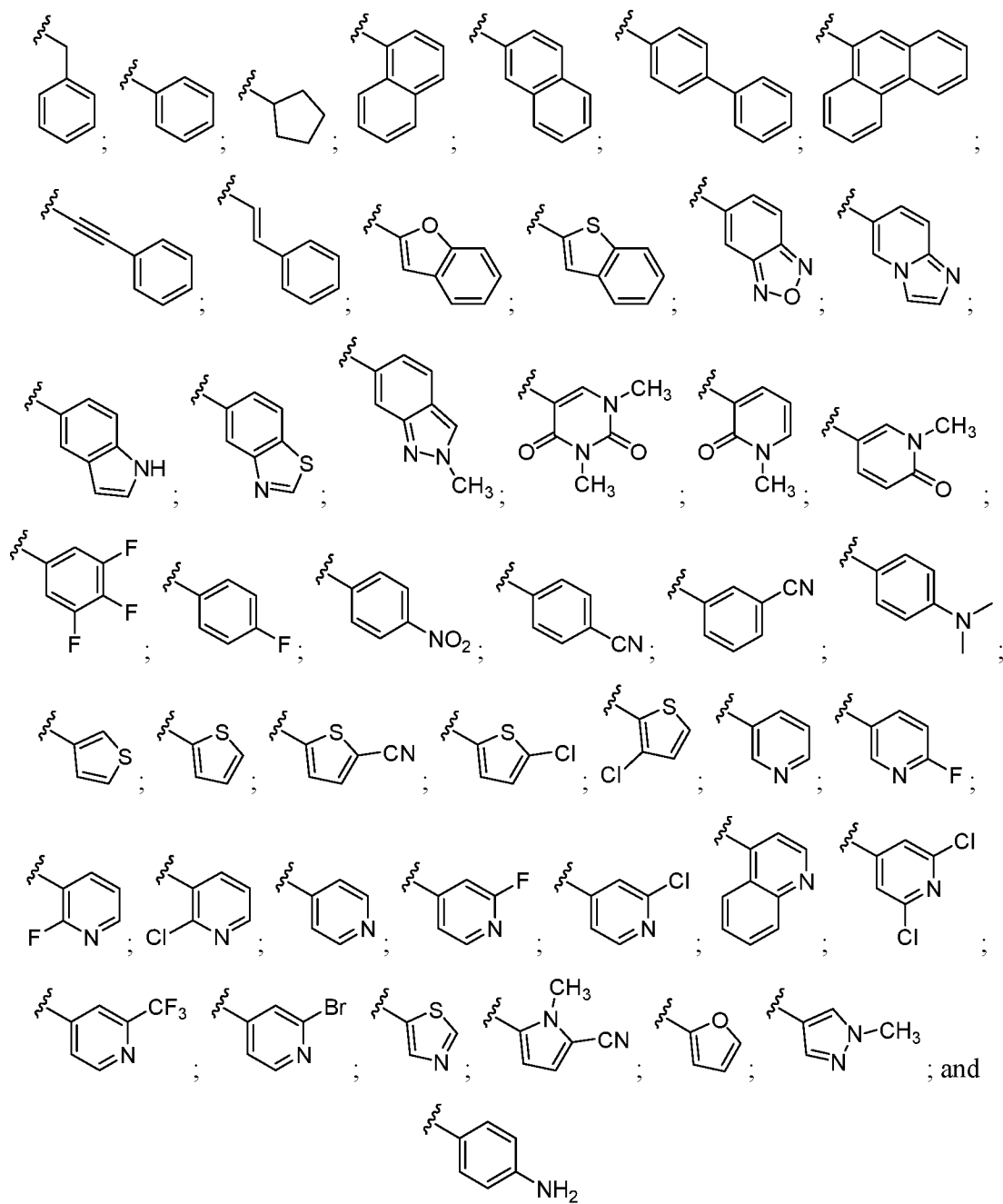
**[00102]** In certain embodiments, R<sup>8</sup> is



wherein E<sup>1</sup>-E<sup>43</sup> are each independently CR<sup>21</sup> or N, wherein R<sup>21</sup>, at each occurrence, is independently selected from the group consisting of hydrogen, halogen, hydroxy, cyano, amino, nitro, C<sub>1</sub>-C<sub>6</sub>-alkyl, C<sub>2</sub>-C<sub>6</sub>-alkenyl, C<sub>2</sub>-C<sub>6</sub>-alkynyl, C<sub>1</sub>-C<sub>6</sub>-alkoxy, C<sub>1</sub>-C<sub>6</sub>-haloalkyl, C<sub>1</sub>-C<sub>6</sub>-haloalkoxy, C<sub>1</sub>-C<sub>6</sub>-alkylamino, C<sub>1</sub>-C<sub>6</sub>-dialkylamino, and C<sub>1</sub>-C<sub>6</sub>-heteroalkyl; provided that one of E<sup>6</sup>-E<sup>13</sup> is C where the R<sup>8</sup> attaches to the parent molecular formula; provided that one of E<sup>14</sup>-E<sup>23</sup> is C where the R<sup>8</sup> attaches to the parent molecular formula; provided that one of E<sup>24</sup>-E<sup>33</sup> is C where the R<sup>8</sup> attaches to the parent molecular formula; provided that one of E<sup>34</sup>-E<sup>38</sup> is C to attach to the ring containing E<sup>39</sup>-E<sup>43</sup>; J<sup>1</sup>, J<sup>5</sup>, J<sup>15</sup>, and J<sup>22</sup> are O, S, or NR<sup>22</sup>, wherein R<sup>22</sup> is hydrogen, C<sub>1</sub>-C<sub>6</sub>-alkyl, or C<sub>1</sub>-C<sub>6</sub>-haloalkyl; J<sup>30</sup> is N; J<sup>2</sup>-J<sup>4</sup>, J<sup>6</sup>-J<sup>14</sup>, J<sup>16</sup>-J<sup>21</sup>, and J<sup>23</sup>-J<sup>29</sup> are each independently CR<sup>23</sup> or N, wherein R<sup>23</sup>, at each occurrence, is independently selected from the group consisting of hydrogen, halogen, hydroxy, cyano, amino, nitro, C<sub>1</sub>-C<sub>6</sub>-alkyl, C<sub>2</sub>-C<sub>6</sub>-

alkenyl, C<sub>2</sub>-C<sub>6</sub>-alkynyl, C<sub>1</sub>-C<sub>6</sub>-alkoxy, C<sub>1</sub>-C<sub>6</sub>-haloalkyl, C<sub>1</sub>-C<sub>6</sub>-haloalkoxy, C<sub>1</sub>-C<sub>6</sub>-alkylamino, C<sub>1</sub>-C<sub>6</sub>-dialkylamino, and C<sub>1</sub>-C<sub>6</sub>-heteroalkyl; provided that one of J<sup>9</sup>-J<sup>14</sup> is C where the R<sup>8</sup> attaches to the parent molecular formula; provided that one of J<sup>16</sup>-J<sup>21</sup> is C where the R<sup>8</sup> attaches to the parent molecular formula; and provided that one of J<sup>23</sup>-J<sup>29</sup> is C where the R<sup>8</sup> attaches to the parent molecular formula.

**[00103]** In certain embodiments,  $R^8$  is selected from the group consisting of:



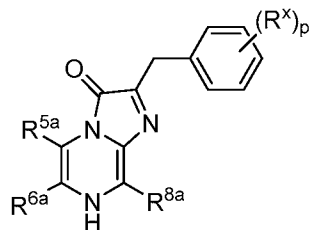
**[00104]** Representative compounds of formula (I-e) include, but are not limited to:

4-(2-chloropyridin-4-yl)-2-(furan-2-ylmethyl)imidazo[1,2-a]quinoxalin-1(5H)-one;  
 5-(2-(furan-2-ylmethyl)-1-oxo-1,5-dihydroimidazo[1,2-a]quinoxalin-4-yl)thiophene-2-carbonitrile;  
 12-(2-chloropyridin-4-yl)-2-(furan-2-ylmethyl)-5,11-dihydrobenzo[f]imidazo[1,2-a]quinoxalin-3(6H)-one;  
 5-(2-(furan-2-ylmethyl)-3-oxo-3,5,6,11-tetrahydrobenzo[f]imidazo[1,2-a]quinoxalin-12-yl)thiophene-2-carbonitrile;  
 2-(furan-2-ylmethyl)-12-(quinolin-4-yl)-5,11-dihydrobenzo[f]imidazo[1,2-a]quinoxalin-3(6H)-one; and pharmaceutically acceptable salts thereof.

**[00105]** Additional representative compounds of formula (I) include, but are not limited to:

8-(2-chloropyridin-4-yl)-2-(furan-2-ylmethyl)-6-(4-hydroxyphenyl)imidazo[1,2-a]pyrazin-3(7H)-one;  
 12-(2-chloropyridin-4-yl)-2-(furan-2-ylmethyl)benzo[f]imidazo[1,2-a]quinoxalin-3(11H)-one;  
 5-(2-(furan-2-ylmethyl)-3-oxo-3,11-dihydrobenzo[f]imidazo[1,2-a]quinoxalin-12-yl)thiophene-2-carbonitrile;  
 2-(furan-2-ylmethyl)-12-(quinolin-4-yl)benzo[f]imidazo[1,2-a]quinoxalin-3(11H)-one; and pharmaceutically acceptable salts thereof.

**[00106]** Also disclosed are compounds of formula (II):



(II),

or tautomers, or pharmaceutically acceptable salts thereof; wherein R<sup>x</sup> is halogen, hydroxy, cyano, nitro, amino, alkylamino, dialkylamino, alkyl, alkenyl, alkynyl, alkoxy, heteroalkyl, aryl, bicyclic aryl, tricyclic aryl, heteroaryl, bicyclic heteroaryl, tricyclic heteroaryl, heterocycle, cycloalkyl, or cycloalkenyl; p is 0, 1, 2, 3, 4, or 5; R<sup>5a</sup> is hydrogen, halogen, hydroxy, cyano, nitro, amino, alkylamino, dialkylamino, alkyl, alkenyl, alkynyl, alkoxy, heteroalkyl, aryl, bicyclic aryl, tricyclic aryl, heteroaryl, bicyclic heteroaryl, tricyclic heteroaryl, heterocycle, cycloalkyl, or cycloalkenyl; R<sup>6a</sup> is alkyl, alkenyl, alkynyl, alkoxy, heteroalkyl, aryl, bicyclic aryl, tricyclic aryl, heteroaryl, bicyclic heteroaryl, tricyclic heteroaryl, heterocycle, cycloalkyl, or cycloalkenyl; or R<sup>5a</sup> and R<sup>6a</sup> together with the atoms to

which they are attached, form a 5- or 6-membered partially unsaturated or fully unsaturated ring, the 5- or 6-membered ring optionally containing 1, 2 or 3 heteratoms or heteroatom groups each independently selected from the group consisting of O, N, S, NO, SO and SO<sub>2</sub> as ring members, the 5- or 6-membered ring optionally fused to an aryl, heteroaryl, heterocycle, or cycloalkyl, the 5- or 6-membered ring substituted with 0, 1, 2, 3, or 4 substituents, each independently selected from the group consisting of halogen, =O, =S, cyano, nitro, fluoroalkyl, alkoxyfluoroalkyl, fluoroalkoxy, alkyl, alkenyl, alkynyl, haloalkyl, haloalkoxy, heteroalkyl, cycloalkyl, cycloalkenyl, aryl, heteroaryl, heterocycle, cycloalkylalkyl, heteroarylalkyl, arylalkyl, hydroxy, hydroxyalkyl, alkoxy, alkoxyalkyl, alkylene, aryloxy, phenoxy, benzyloxy, amino, alkylamino, dialkylamino, acylamino, aminoalkyl, arylamino, sulfonylamino, sulfinylamino, sulfonyl, alkylsulfonyl, arylsulfonyl, aminosulfonyl, sulfinyl, -COOH, ketone, amide, carbamate, silyl, substituted silyl, t-butyl dimethylsilyl, alkylsulfanyl, sulfanyl, and acyl; and R<sup>8a</sup> is alkyl, alkenyl, alkynyl, alkoxy, heteroalkyl, aryl, bicyclic aryl, tricyclic aryl, heteroaryl, bicyclic heteroaryl, tricyclic heteroaryl, heterocycle, cycloalkyl, or cycloalkenyl; wherein said alkyl, alkenyl, alkynyl, alkoxy, heteroalkyl, aryl, bicyclic aryl, tricyclic aryl, heteroaryl, bicyclic heteroaryl, tricyclic heteroaryl, heterocycle, cycloalkyl, and cycloalkenyl, at each occurrence, are independently substituted with 0, 1, 2, 3, 4, 5, 6, 7, 8, 9, or 10 substituents, each independently selected from the group consisting of halogen, =O, =S, cyano, nitro, fluoroalkyl, alkoxyfluoroalkyl, fluoroalkoxy, alkyl, alkenyl, alkynyl, haloalkyl, haloalkoxy, heteroalkyl, cycloalkyl, cycloalkenyl, aryl, heteroaryl, heterocycle, cycloalkylalkyl, heteroarylalkyl, arylalkyl, hydroxy, hydroxyalkyl, alkoxy, alkoxyalkyl, alkylene, aryloxy, phenoxy, benzyloxy, amino, alkylamino, dialkylamino, acylamino, aminoalkyl, arylamino, sulfonylamino, sulfinylamino, sulfonyl, alkylsulfonyl, arylsulfonyl, aminosulfonyl, sulfinyl, -COOH, ketone, amide, carbamate, silyl, substituted silyl, t-butyl dimethylsilyl, alkylsulfanyl, sulfanyl, and acyl; provided that R<sup>x</sup> is not 4-hydroxy when p is 1, R<sup>5a</sup> is not hydrogen, or R<sup>8a</sup> is not benzyl, or any combination thereof.

**[00107]** In certain embodiments according to formula (II), R<sup>x</sup> is halogen, nitro, cyano, C<sub>1</sub>-C<sub>6</sub>alkyl, C<sub>1</sub>-C<sub>6</sub>haloalkyl, amino, C<sub>1</sub>-C<sub>6</sub>alkylamino, C<sub>1</sub>-C<sub>6</sub>dialkylamino, or C<sub>1</sub>-C<sub>6</sub>alkoxy; p is 0, 1, 2, 3, 4, or 5; R<sup>5a</sup> is C<sub>1</sub>-C<sub>6</sub>alkyl, C<sub>2-6</sub>alkenyl, C<sub>2-6</sub>alkynyl (e.g., C<sub>2</sub>alkynyl), phenyl, cyano, amino, C<sub>1</sub>-C<sub>6</sub>alkylamino, C<sub>1</sub>-C<sub>6</sub>dialkylamino (e.g., dimethylamino), or C<sub>1</sub>-C<sub>6</sub>alkoxy (e.g., methoxy), wherein the phenyl is optionally substituted with 1-3 substituents independently selected from the group consisting of halogen, nitro, cyano, C<sub>1</sub>-C<sub>6</sub>alkyl, C<sub>1</sub>-C<sub>6</sub>haloalkyl, amino, C<sub>1</sub>-C<sub>6</sub>alkylamino, C<sub>1</sub>-C<sub>6</sub>dialkylamino, hydroxy, and C<sub>1</sub>-C<sub>6</sub>alkoxy; R<sup>6a</sup> is phenyl,

naphthyl, tricyclic aryl, biphenyl (e.g., 1,4-biphenyl), or heteroaryl (e.g., a monocyclic or bicyclic ring system), wherein the phenyl, naphthyl, biphenyl, tricyclic aryl, and heteroaryl are independently optionally substituted with 1-3 substituents independently selected from the group consisting of halogen (e.g., fluoro), nitro, cyano, C<sub>1</sub>-C<sub>6</sub>alkyl (e.g., methyl), C<sub>1</sub>-C<sub>6</sub>haloalkyl, amino, C<sub>1</sub>-C<sub>6</sub>alkylamino, C<sub>1</sub>-C<sub>6</sub>dialkylamino, hydroxy, and C<sub>1</sub>-C<sub>6</sub>alkoxy (e.g., methoxy); or R<sup>5a</sup> and R<sup>6a</sup> together with the atoms to which they are attached, form a 5- or 6-membered partially unsaturated or fully unsaturated carbocyclic ring, the 5- or 6-membered carbocyclic ring being optionally fused to a phenyl, the 5- or 6-membered carbocyclic ring being optionally substituted with 1-3 substituents independently selected from the group consisting of oxo, halogen, nitro, cyano, C<sub>1</sub>-C<sub>6</sub>alkyl, C<sub>1</sub>-C<sub>6</sub>haloalkyl, amino, C<sub>1</sub>-C<sub>6</sub>alkylamino, C<sub>1</sub>-C<sub>6</sub>dialkylamino, hydroxy, and C<sub>1</sub>-C<sub>6</sub>alkoxy; and R<sup>8a</sup> is C<sub>2</sub>alkenyl substituted with phenyl, C<sub>2</sub>alkynyl substituted with phenyl, phenyl, cycloalkyl, naphthyl, biphenyl, tricyclic aryl, heteroaryl (e.g., a monocyclic or bicyclic ring system), or heterocycle, wherein each phenyl, cycloalkyl, naphthyl, biphenyl, tricyclic aryl, heteroaryl, and heterocycle in R<sup>8a</sup> is independently optionally substituted with 1-3 substituents independently selected from the group consisting of oxo, halogen (e.g., fluoro, chloro, bromo), nitro, cyano, C<sub>1</sub>-C<sub>6</sub>alkyl (e.g., methyl), C<sub>1</sub>-C<sub>6</sub>haloalkyl (e.g., CF<sub>3</sub>), amino, C<sub>1</sub>-C<sub>6</sub>alkylamino, C<sub>1</sub>-C<sub>6</sub>dialkylamino (e.g., dimethylamino), hydroxy, and C<sub>1</sub>-C<sub>6</sub>alkoxy. In certain embodiments, R<sup>5a</sup> is cyano, C<sub>1</sub>-C<sub>6</sub>dialkylamino, C<sub>2</sub>-C<sub>6</sub>alkynyl, or C<sub>1</sub>-C<sub>6</sub>alkoxy. In some embodiments, p is 0.

**[00108]** In certain embodiments, R<sup>5a</sup> is halogen, hydroxy, cyano, nitro, amino, alkylamino, dialkylamino, alkyl, alkenyl, alkynyl, alkoxy, heteroalkyl, aryl, bicyclic aryl, tricyclic aryl, heteroaryl, bicyclic heteroaryl, tricyclic heteroaryl, heterocycle, cycloalkyl, or cycloalkenyl. In certain embodiments, R<sup>5a</sup> is cyano, dialkylamino, alkynyl, or alkoxy. In certain embodiments, R<sup>5a</sup> is cyano, dimethylamino, ethynyl, or methoxy.

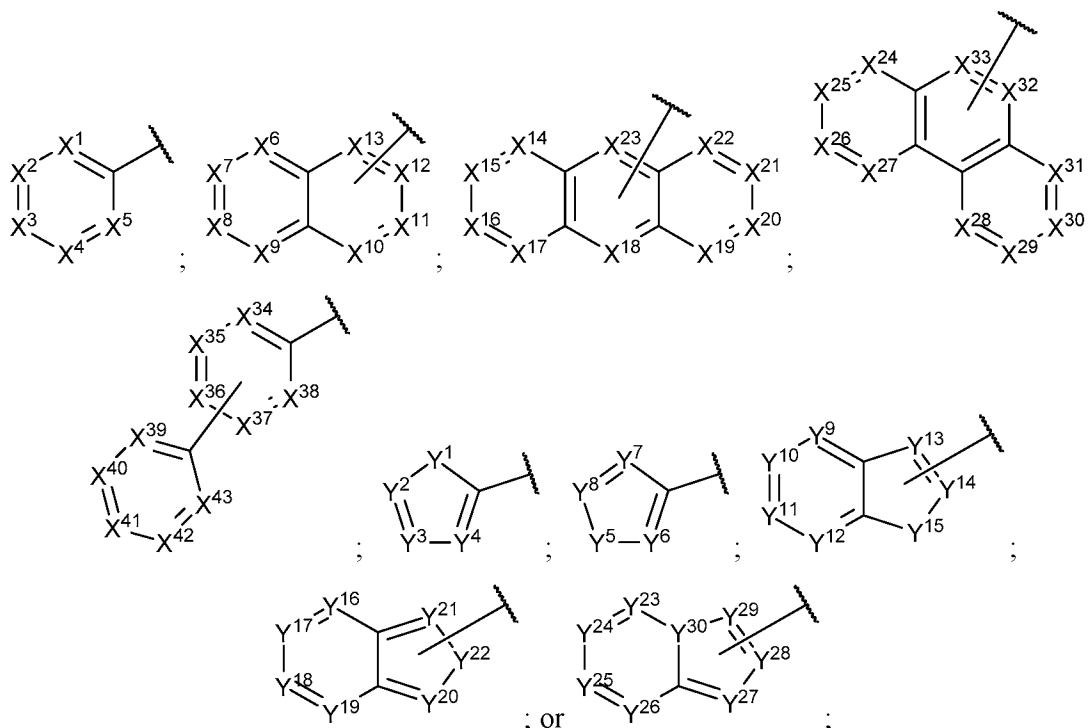
**[00109]** In certain embodiments, R<sup>5a</sup> is halogen, hydroxy, cyano, nitro, amino, alkylamino, dialkylamino, alkyl, alkenyl, alkynyl, alkoxy, heteroalkyl, phenyl, bicyclic aryl, tricyclic aryl, monocyclic heteroaryl, bicyclic heteroaryl, tricyclic heteroaryl, heterocycle, cycloalkyl, or cycloalkenyl. In certain embodiments, R<sup>5a</sup> is cyano, C<sub>1</sub>-C<sub>6</sub>dialkylamino, C<sub>2</sub>-C<sub>6</sub>alkynyl, or C<sub>1</sub>-C<sub>6</sub>alkoxy. In certain embodiments, R<sup>5a</sup> is cyano, dimethylamino, ethynyl, or methoxy.

**[00110]** In certain embodiments, R<sup>6a</sup> is aryl, bicyclic aryl, tricyclic aryl, biphenyl, heteroaryl, bicyclic heteroaryl, or tricyclic heteroaryl; substituted with 0, 1, 2, or 3 substituents, each independently selected from the group consisting of halogen, hydroxy,

cyano, amino, nitro, C<sub>1</sub>-C<sub>6</sub>-alkyl, C<sub>1</sub>-C<sub>6</sub>-alkoxy, C<sub>1</sub>-C<sub>6</sub>-haloalkyl, C<sub>1</sub>-C<sub>6</sub>-haloalkoxy, C<sub>1</sub>-C<sub>6</sub>-alkylamino, and C<sub>1</sub>-C<sub>6</sub>-dialkylamino.

[00111] In certain embodiments, R<sup>6a</sup> is phenyl, bicyclic aryl, tricyclic aryl, biphenyl, monocyclic heteroaryl, bicyclic heteroaryl, or tricyclic heteroaryl; substituted with 0, 1, 2, or 3 substituents, each independently selected from the group consisting of halogen, hydroxy, cyano, amino, nitro, C<sub>1</sub>-C<sub>6</sub>-alkyl, C<sub>1</sub>-C<sub>6</sub>-alkoxy, C<sub>1</sub>-C<sub>6</sub>-haloalkyl, C<sub>1</sub>-C<sub>6</sub>-haloalkoxy, C<sub>1</sub>-C<sub>6</sub>-alkylamino, and C<sub>1</sub>-C<sub>6</sub>-dialkylamino.

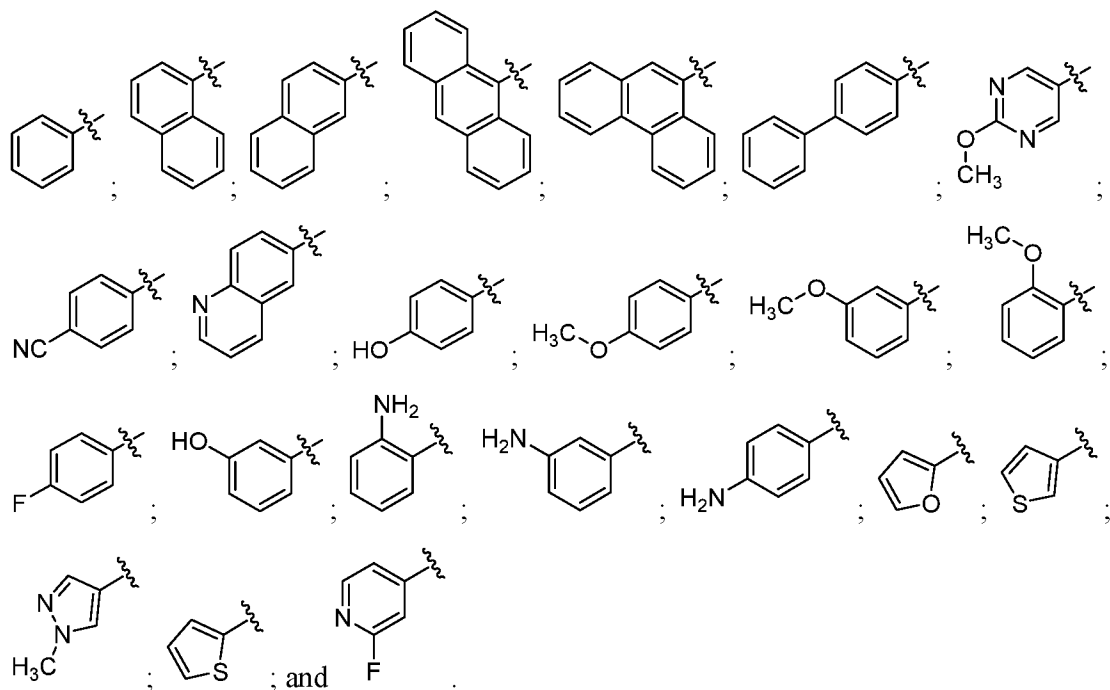
[00112] In certain embodiments, R<sup>6a</sup> is



wherein X<sup>1</sup>-X<sup>43</sup> are each independently CR<sup>11</sup> or N, wherein R<sup>11</sup>, at each occurrence, is independently selected from the group consisting of hydrogen, halogen, hydroxy, cyano, amino, nitro, C<sub>1</sub>-C<sub>6</sub>-alkyl, C<sub>2</sub>-C<sub>6</sub>-alkenyl, C<sub>2</sub>-C<sub>6</sub>-alkynyl, C<sub>1</sub>-C<sub>6</sub>-alkoxy, C<sub>1</sub>-C<sub>6</sub>-haloalkyl, C<sub>1</sub>-C<sub>6</sub>-haloalkoxy, C<sub>1</sub>-C<sub>6</sub>-alkylamino, C<sub>1</sub>-C<sub>6</sub>-dialkylamino, and C<sub>1</sub>-C<sub>6</sub>-heteroalkyl; provided that one of X<sup>6</sup>-X<sup>13</sup> is C where the R<sup>6a</sup> attaches to the parent molecular formula; provided that one of X<sup>14</sup>-X<sup>23</sup> is C where the R<sup>6a</sup> attaches to the parent molecular formula; provided that one of X<sup>24</sup>-X<sup>33</sup> is C where the R<sup>6a</sup> attaches to the parent molecular formula; provided that one of X<sup>34</sup>-X<sup>38</sup> is C to attach to the ring containing X<sup>39</sup>-X<sup>43</sup>; Y<sup>1</sup>, Y<sup>5</sup>, Y<sup>15</sup>, and Y<sup>22</sup> are O, S, or NR<sup>12</sup>, wherein R<sup>12</sup> is hydrogen, C<sub>1</sub>-C<sub>6</sub>-alkyl, or C<sub>1</sub>-C<sub>6</sub>-haloalkyl; Y<sup>30</sup> is N; Y<sup>2</sup>-Y<sup>4</sup>, Y<sup>6</sup>-Y<sup>14</sup>, Y<sup>16</sup>-Y<sup>21</sup>, and Y<sup>23</sup>-Y<sup>29</sup> are each independently CR<sup>13</sup> or N, wherein R<sup>13</sup>, at each occurrence, is independently selected from the group consisting of hydrogen, halogen, hydroxy, cyano,

amino, nitro, C<sub>1</sub>-C<sub>6</sub>-alkyl, C<sub>2</sub>-C<sub>6</sub>-alkenyl, C<sub>2</sub>-C<sub>6</sub>-alkynyl, C<sub>1</sub>-C<sub>6</sub>-alkoxy, C<sub>1</sub>-C<sub>6</sub>-haloalkyl, C<sub>1</sub>-C<sub>6</sub>-haloalkoxy, C<sub>1</sub>-C<sub>6</sub>-alkylamino, C<sub>1</sub>-C<sub>6</sub>-dialkylamino, and C<sub>1</sub>-C<sub>6</sub>-heteroalkyl; provided that one of Y<sup>9</sup>-Y<sup>14</sup> is C where the R<sup>6a</sup> attaches to the parent molecular formula; provided that one of Y<sup>16</sup>-Y<sup>21</sup> is C where the R<sup>6a</sup> attaches to the parent molecular formula; and provided that one of Y<sup>23</sup>-Y<sup>29</sup> is C where the R<sup>6a</sup> attaches to the parent molecular formula.

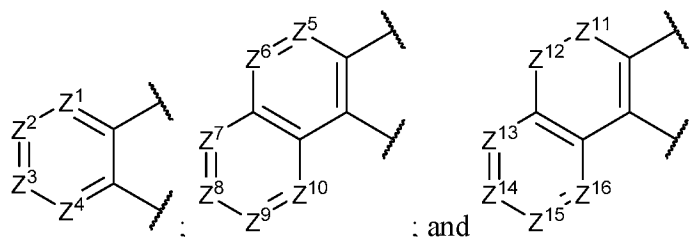
[00113] In certain embodiments, R<sup>6a</sup> is selected from the group consisting of:



[00114] In certain embodiments, R<sup>5a</sup> and R<sup>6a</sup> together with the atoms to which they are attached, form a 6-membered partially unsaturated or fully unsaturated ring, the 6-membered ring optionally containing 1, 2 or 3 heteratoms or heteroatom groups each independently selected from the group consisting of O, N, S, NO, SO and SO<sub>2</sub> as ring members, the 6-membered ring optionally fused to an aryl, 5- or 6-membered heteroaryl, 5- or 6-membered heterocycle, or 5-, 6- or 7-membered cycloalkyl, the 6-membered ring and the optionally fused ring each independently substituted with 0, 1, 2, 3, or 4 substituents each independently selected from the group consisting of halogen, =O, =S, cyano, nitro, fluoroalkyl, alkoxyfluoroalkyl, fluoroalkoxy, alkyl, alkenyl, alkynyl, haloalkyl, haloalkoxy, heteroalkyl, cycloalkyl, cycloalkenyl, aryl, heteroaryl, heterocycle, cycloalkylalkyl, heteroarylalkyl, arylalkyl, hydroxy, hydroxyalkyl, alkoxy, alkoxyalkyl, alkylene, aryloxy, phenoxy, benzyloxy, amino, alkylamino, dialkylamino, acylamino, aminoalkyl, arylamino, sulfonylamino, sulfinylamino, sulfonyl, alkylsulfonyl, arylsulfonyl, aminosulfonyl, sulfinyl, -

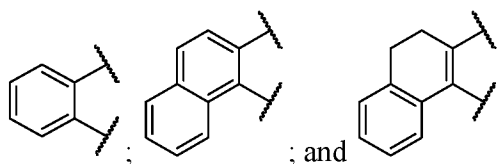
COOH, ketone, amide, carbamate, silyl, substituted silyl, t-butyldimethylsilyl, alkylsulfanyl, sulfanyl, and acyl.

**[00115]** In certain embodiments,  $R^{5a}$  and  $R^{6a}$  together with the atoms to which they are attached, form a ring system selected from the group consisting of:



wherein  $Z^1$ - $Z^{10}$  and  $Z^{13}$ - $Z^{16}$  are each independently  $CR^{14}$  or N, wherein  $R^{14}$ , at each occurrence, is independently selected from the group consisting of hydrogen, halogen, hydroxy, cyano, amino, nitro,  $C_1$ - $C_6$ -alkyl,  $C_2$ - $C_6$ -alkenyl,  $C_2$ - $C_6$ -alkynyl,  $C_1$ - $C_6$ -alkoxy,  $C_1$ - $C_6$ -haloalkyl,  $C_1$ - $C_6$ -haloalkoxy,  $C_1$ - $C_6$ -alkylamino,  $C_1$ - $C_6$ -dialkylamino, and  $C_1$ - $C_6$ -heteroalkyl; and  $Z^{11}$  and  $Z^{12}$  are each independently  $CR^{15}R^{16}$ ,  $NR^{17}$ , O, or S; wherein  $R^{15}$  and  $R^{16}$ , at each occurrence, are each independently selected from the group consisting of hydrogen, halogen, hydroxy, cyano, amino, nitro,  $C_1$ - $C_6$ -alkyl,  $C_2$ - $C_6$ -alkenyl,  $C_2$ - $C_6$ -alkynyl,  $C_1$ - $C_6$ -alkoxy,  $C_1$ - $C_6$ -haloalkyl,  $C_1$ - $C_6$ -haloalkoxy,  $C_1$ - $C_6$ -alkylamino,  $C_1$ - $C_6$ -dialkylamino, and  $C_1$ - $C_6$ -heteroalkyl; and  $R^{17}$ , at each occurrence, is independently selected from the group consisting of hydrogen,  $C_1$ - $C_6$ -alkyl, and  $C_1$ - $C_6$ -haloalkyl.

**[00116]** In certain embodiments,  $R^{5a}$  and  $R^{6a}$  together with the atoms to which they are attached, form a ring system selected from the group consisting of:

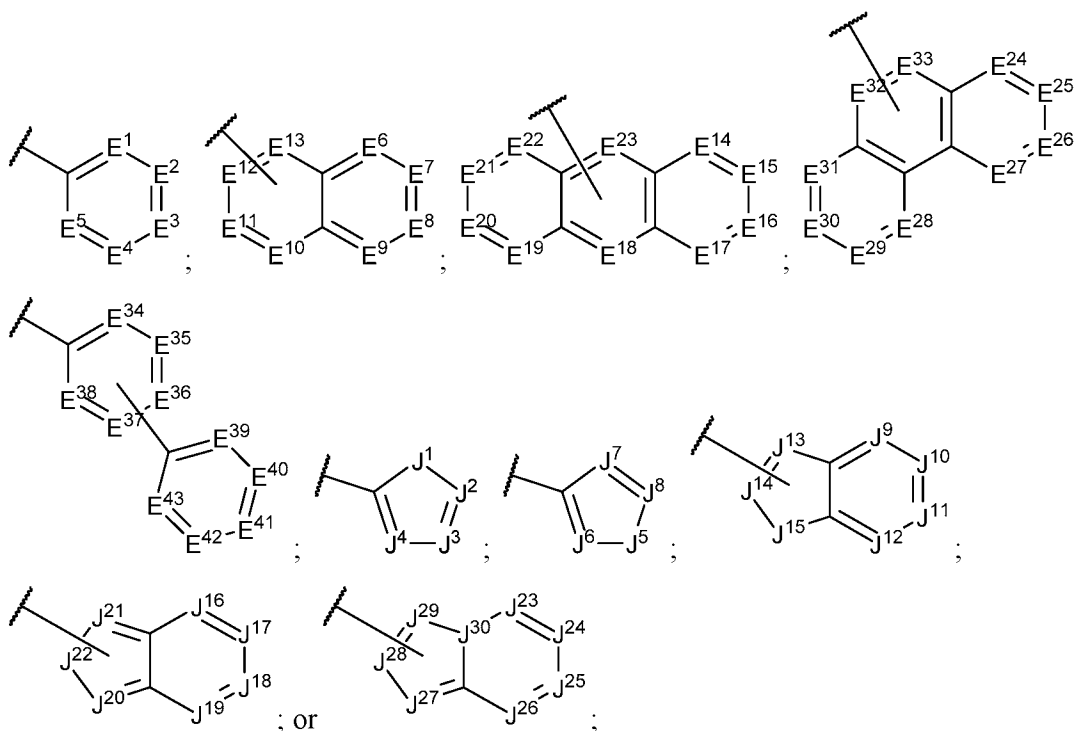


**[00117]** In certain embodiments,  $R^{8a}$  is aryl, bicyclic aryl, tricyclic aryl, biphenyl, heteroaryl, bicyclic heteroaryl, tricyclic heteroaryl, heterocycle, or cycloalkyl; substituted with 0, 1, 2, or 3 substituents, each independently selected from the group consisting of halogen, =O, =S, hydroxy, cyano, amino, nitro,  $C_1$ - $C_6$ -alkyl,  $C_1$ - $C_6$ -alkoxy,  $C_1$ - $C_6$ -haloalkyl,  $C_1$ - $C_6$ -haloalkoxy,  $C_1$ - $C_6$ -alkylamino, and  $C_1$ - $C_6$ -dialkylamino.

**[00118]** In certain embodiments,  $R^{8a}$  is phenyl, bicyclic aryl, tricyclic aryl, biphenyl, monocyclic heteroaryl, bicyclic heteroaryl, tricyclic heteroaryl, heterocycle, or cycloalkyl;

substituted with 0, 1, 2, or 3 substituents, each independently selected from the group consisting of halogen, =O, =S, hydroxy, cyano, amino, nitro, C<sub>1</sub>-C<sub>6</sub>-alkyl, C<sub>1</sub>-C<sub>6</sub>-alkoxy, C<sub>1</sub>-C<sub>6</sub>-haloalkyl, C<sub>1</sub>-C<sub>6</sub>-haloalkoxy, C<sub>1</sub>-C<sub>6</sub>-alkylamino, and C<sub>1</sub>-C<sub>6</sub>-dialkylamino.

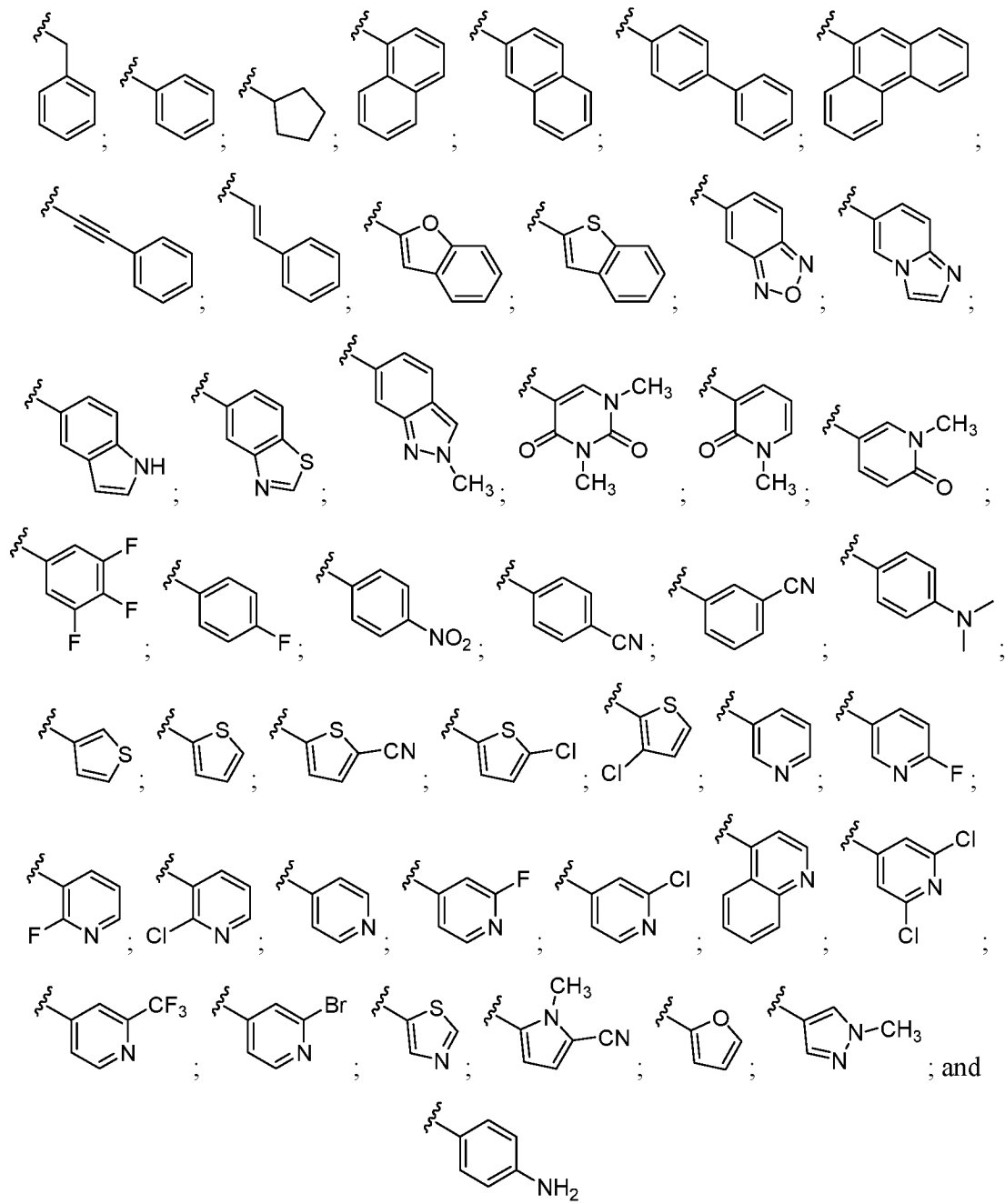
[00119] In certain embodiments, R<sup>8a</sup> is



wherein E<sup>1</sup>-E<sup>43</sup> are each independently CR<sup>21</sup> or N, wherein R<sup>21</sup>, at each occurrence, is independently selected from the group consisting of hydrogen, halogen, hydroxy, cyano, amino, nitro, C<sub>1</sub>-C<sub>6</sub>-alkyl, C<sub>2</sub>-C<sub>6</sub>-alkenyl, C<sub>2</sub>-C<sub>6</sub>-alkynyl, C<sub>1</sub>-C<sub>6</sub>-alkoxy, C<sub>1</sub>-C<sub>6</sub>-haloalkyl, C<sub>1</sub>-C<sub>6</sub>-haloalkoxy, C<sub>1</sub>-C<sub>6</sub>-alkylamino, C<sub>1</sub>-C<sub>6</sub>-dialkylamino, and C<sub>1</sub>-C<sub>6</sub>-heteroalkyl; provided that one of E<sup>6</sup>-E<sup>13</sup> is C where the R<sup>8a</sup> attaches to the parent molecular formula; provided that one of E<sup>14</sup>-E<sup>23</sup> is C where the R<sup>8a</sup> attaches to the parent molecular formula; provided that one of E<sup>24</sup>-E<sup>33</sup> is C where the R<sup>8a</sup> attaches to the parent molecular formula; provided that one of E<sup>34</sup>-E<sup>38</sup> is C to attach to the ring containing E<sup>39</sup>-E<sup>43</sup>; J<sup>1</sup>, J<sup>5</sup>, J<sup>15</sup>, and J<sup>22</sup> are O, S, or NR<sup>22</sup>, wherein R<sup>22</sup> is hydrogen, C<sub>1</sub>-C<sub>6</sub>-alkyl, or C<sub>1</sub>-C<sub>6</sub>-haloalkyl; J<sup>30</sup> is N; J<sup>2</sup>-J<sup>4</sup>, J<sup>6</sup>-J<sup>14</sup>, J<sup>16</sup>-J<sup>21</sup>, and J<sup>23</sup>-J<sup>29</sup> are each independently CR<sup>23</sup> or N, wherein R<sup>23</sup>, at each occurrence, is independently selected from the group consisting of hydrogen, halogen, hydroxy, cyano, amino, nitro, C<sub>1</sub>-C<sub>6</sub>-alkyl, C<sub>2</sub>-C<sub>6</sub>-alkenyl, C<sub>2</sub>-C<sub>6</sub>-alkynyl, C<sub>1</sub>-C<sub>6</sub>-alkoxy, C<sub>1</sub>-C<sub>6</sub>-haloalkyl, C<sub>1</sub>-C<sub>6</sub>-haloalkoxy, C<sub>1</sub>-C<sub>6</sub>-alkylamino, C<sub>1</sub>-C<sub>6</sub>-dialkylamino, and C<sub>1</sub>-C<sub>6</sub>-heteroalkyl; provided that one of J<sup>9</sup>-J<sup>14</sup> is C where the R<sup>8a</sup> attaches to the parent molecular formula; provided that one of J<sup>16</sup>-J<sup>21</sup> is C

where the  $R^{8a}$  attaches to the parent molecular formula; and provided that one of  $J^{23}$ - $J^{29}$  is C where the  $R^{8a}$  attaches to the parent molecular formula.

[00120] In certain embodiments,  $R^{8a}$  is selected from the group consisting of:



[00121] In certain embodiments,  $R^{5a}$  is hydrogen, halogen, hydroxy, cyano, nitro, amino, alkylamino, dialkylamino, alkyl, alkenyl, alkynyl, alkoxy, heteroalkyl, aryl, bicyclic aryl, tricyclic aryl, heteroaryl, bicyclic heteroaryl, tricyclic heteroaryl, heterocycle, cycloalkyl, or cycloalkenyl;  $R^{6a}$  is aryl; and  $R^{8a}$  is aryl; wherein said alkyl, alkenyl, alkynyl, alkoxy,

heteroalkyl, aryl, bicyclic aryl, tricyclic aryl, heteroaryl, bicyclic heteroaryl, tricyclic heteroaryl, heterocycle, cycloalkyl, and cycloalkenyl, at each occurrence, are independently substituted with 0, 1, 2, 3, 4, 5, 6, 7, 8, 9, or 10 substituents, each independently selected from the group consisting of halogen, =O, =S, cyano, nitro, fluoroalkyl, alkoxyfluoroalkyl, fluoroalkoxy, alkyl, alkenyl, alkynyl, haloalkyl, haloalkoxy, heteroalkyl, cycloalkyl, cycloalkenyl, aryl, heteroaryl, heterocycle, cycloalkylalkyl, heteroarylalkyl, arylalkyl, hydroxy, hydroxyalkyl, alkoxy, alkoxyalkyl, alkylene, aryloxy, phenoxy, benzyloxy, amino, alkylamino, dialkylamino, acylamino, aminoalkyl, arylamino, sulfonylamino, sulfinylamino, sulfonyl, alkylsulfonyl, arylsulfonyl, aminosulfonyl, sulfinyl, -COOH, ketone, amide, carbamate, silyl, substituted silyl, t-butyldimethylsilyl, alkylsulfanyl, sulfanyl, and acyl.

**[00122]** In certain embodiments, R<sup>5a</sup> is hydrogen, halogen, hydroxy, cyano, nitro, amino, alkylamino, dialkylamino, alkyl, alkenyl, alkynyl, alkoxy, heteroalkyl, aryl, bicyclic aryl, tricyclic aryl, heteroaryl, bicyclic heteroaryl, tricyclic heteroaryl, heterocycle, cycloalkyl, or cycloalkenyl; R<sup>6a</sup> is phenyl; and R<sup>8a</sup> is phenyl; wherein said alkyl, alkenyl, alkynyl, alkoxy, heteroalkyl, aryl, bicyclic aryl, tricyclic aryl, heteroaryl, bicyclic heteroaryl, tricyclic heteroaryl, heterocycle, cycloalkyl, and cycloalkenyl, at each occurrence, are independently substituted with 0, 1, 2, 3, 4, 5, 6, 7, 8, 9, or 10 substituents, each independently selected from the group consisting of halogen, =O, =S, cyano, nitro, fluoroalkyl, alkoxyfluoroalkyl, fluoroalkoxy, alkyl, alkenyl, alkynyl, haloalkyl, haloalkoxy, heteroalkyl, cycloalkyl, cycloalkenyl, aryl, heteroaryl, heterocycle, cycloalkylalkyl, heteroarylalkyl, arylalkyl, hydroxy, hydroxyalkyl, alkoxy, alkoxyalkyl, alkylene, aryloxy, phenoxy, benzyloxy, amino, alkylamino, dialkylamino, acylamino, aminoalkyl, arylamino, sulfonylamino, sulfinylamino, sulfonyl, alkylsulfonyl, arylsulfonyl, aminosulfonyl, sulfinyl, -COOH, ketone, amide, carbamate, silyl, substituted silyl, t-butyldimethylsilyl, alkylsulfanyl, sulfanyl, and acyl.

**[00123]** In certain embodiments, R<sup>5a</sup> is cyano, dialkylamino, alkynyl, or alkoxy; R<sup>6a</sup> is aryl; and R<sup>8a</sup> is aryl; wherein said alkyl, alkynyl, alkoxy, and aryl, at each occurrence, are independently substituted with 0, 1, 2, 3, 4, 5, 6, 7, 8, 9, or 10 substituents, each independently selected from the group consisting of halogen, =O, =S, cyano, nitro, fluoroalkyl, alkoxyfluoroalkyl, fluoroalkoxy, alkyl, alkenyl, alkynyl, haloalkyl, haloalkoxy, heteroalkyl, cycloalkyl, cycloalkenyl, aryl, heteroaryl, heterocycle, cycloalkylalkyl, heteroarylalkyl, arylalkyl, hydroxy, hydroxyalkyl, alkoxy, alkoxyalkyl, alkylene, aryloxy, phenoxy, benzyloxy, amino, alkylamino, dialkylamino, acylamino, aminoalkyl, arylamino, sulfonylamino, sulfinylamino, sulfonyl, alkylsulfonyl, arylsulfonyl, aminosulfonyl, sulfinyl, -

COOH, ketone, amide, carbamate, silyl, substituted silyl, t-butyldimethylsilyl, alkylsulfanyl, sulfanyl, and acyl.

[00124] In certain embodiments, R<sup>5a</sup> is cyano, dialkylamino, alkynyl, or alkoxy; R<sup>6a</sup> is phenyl; and R<sup>8a</sup> is phenyl. In certain embodiments, R<sup>5a</sup> is cyano, dimethylamino, ethynyl, or methoxy; R<sup>6a</sup> is phenyl; and R<sup>8a</sup> is phenyl.

[00125] In certain embodiments, R<sup>x</sup> is not 4-hydroxy when p is 1. In certain embodiments, R<sup>5a</sup> is not hydrogen. In certain embodiments, R<sup>8a</sup> is not benzyl.

[00126] Representative compounds of formula (II) include, but are not limited to:

2-benzyl-5-ethynyl-6,8-diphenylimidazo[1,2-a]pyrazin-3(7H)-one;

2-benzyl-3-oxo-6,8-diphenyl-3,7-dihydroimidazo[1,2-a]pyrazine-5-carbonitrile

2-benzyl-5-(dimethylamino)-6,8-diphenylimidazo[1,2-a]pyrazin-3(7H)-one;

2-benzyl-5-methoxy-6,8-diphenylimidazo[1,2-a]pyrazin-3(7H)-one; and pharmaceutically acceptable salts thereof.

[00127] Compound names are assigned by using Struct=Name naming algorithm as part of CHEMDRAW® ULTRA v. 12.0.

[00128] The compounds may exist as stereoisomers wherein asymmetric or chiral centers are present. The stereoisomers are “R” or “S” depending on the configuration of substituents around the chiral carbon atom. The terms “R” and “S” used herein are configurations as defined in IUPAC 1974 Recommendations for Section E, Fundamental Stereochemistry, in Pure Appl. Chem., 1976, 45: 13-30. The disclosure contemplates various stereoisomers and mixtures thereof, and these are specifically included within the scope of this invention.

Stereoisomers include enantiomers and diastereomers and mixtures of enantiomers or diastereomers. Individual stereoisomers of the compounds may be prepared synthetically from commercially available starting materials, which contain asymmetric or chiral centers or by preparation of racemic mixtures followed by methods of resolution well-known to those of ordinary skill in the art. These methods of resolution are exemplified by (1) attachment of a mixture of enantiomers to a chiral auxiliary, separation of the resulting mixture of diastereomers by recrystallization or chromatography, and optional liberation of the optically pure product from the auxiliary as described in Furniss, Hannaford, Smith, and Tatchell, “Vogel’s Textbook of Practical Organic Chemistry”, 5<sup>th</sup> edition (1989), Longman Scientific & Technical, Essex CM20 2JE, England, or (2) direct separation of the mixture of optical enantiomers on chiral chromatographic columns, or (3) fractional recrystallization methods.

[00129] It should be understood that the compounds may possess tautomeric forms as well as geometric isomers, and that these also constitute an aspect of the invention.

[00130] The present disclosure also includes isotopically-labeled compounds, which are identical to those recited in formula (I), but for the fact that one or more atoms are replaced by an atom having an atomic mass or mass number different from the atomic mass or mass number usually found in nature. Examples of isotopes suitable for inclusion in the compounds of the invention are hydrogen, carbon, nitrogen, oxygen, phosphorus, sulfur, fluorine, and chlorine, such as, but not limited to,  $^2\text{H}$ ,  $^3\text{H}$ ,  $^{13}\text{C}$ ,  $^{14}\text{C}$ ,  $^{15}\text{N}$ ,  $^{18}\text{O}$ ,  $^{17}\text{O}$ ,  $^{31}\text{P}$ ,  $^{32}\text{P}$ ,  $^{35}\text{S}$ ,  $^{18}\text{F}$ , and  $^{36}\text{Cl}$ , respectively. Substitution with heavier isotopes such as deuterium, i.e.,  $^2\text{H}$ , can afford certain therapeutic advantages resulting from greater metabolic stability, for example increased in vivo half-life or reduced dosage requirements, and, hence, may be preferred in some circumstances. The compound may incorporate positron-emitting isotopes for medical imaging and positron-emitting tomography (PET) studies for determining the distribution of receptors. Suitable positron-emitting isotopes that can be incorporated in compounds of formula (I) are  $^{11}\text{C}$ ,  $^{13}\text{N}$ ,  $^{15}\text{O}$ , and  $^{18}\text{F}$ . Isotopically-labeled compounds of formula (I) can generally be prepared by conventional techniques known to those skilled in the art or by processes analogous to those described in the accompanying Examples using appropriate isotopically-labeled reagent in place of non-isotopically-labeled reagent.

#### A. Properties of the Compounds

[00131] The compounds of formula (I) and formula (II) may be substrates of luciferases to produce luminescence. The compounds may have improved water solubility, improved stability, improved cell permeability, increased biocompatibility with cells, reduced autoluminescence, and/or reduced toxicity.

[00132] “Luminescence” refers to the light output of a luciferase under appropriate conditions, e.g., in the presence of a suitable substrate such as a coelenterazine analogue. The light output may be measured as an instantaneous or near-instantaneous measure of light output (which is sometimes referred to as “T=0” luminescence or “flash”) at the start of the luminescence reaction, which may be initiated upon addition of the coelenterazine substrate. The luminescence reaction in various embodiments is carried out in a solution. In other embodiments, the luminescence reaction is carried out on a solid support. The solution may contain a lysate, for example from the cells in a prokaryotic or eukaryotic expression system. In other embodiments, expression occurs in a cell-free system, or the luciferase protein is secreted into an extracellular medium, such that, in the latter case, it is not necessary to

produce a lysate. In some embodiments, the reaction is started by injecting appropriate materials, e.g., coelenterazine analogue, buffer, etc., into a reaction chamber (e.g., a well of a multiwell plate such as a 96-well plate) containing the luminescent protein. In still other embodiments, the luciferase and/or coelenterazine analogues (e.g., compounds of formula (I) and (II)) are introduced into a host, and measurements of luminescence are made on the host or a portion thereof, which can include a whole organism or cells, tissues, explants, or extracts thereof. The reaction chamber may be situated in a reading device which can measure the light output, e.g., using a luminometer or photomultiplier. The light output or luminescence may also be measured over time, for example in the same reaction chamber for a period of seconds, minutes, hours, etc. The light output or luminescence may be reported as the average over time, the half-life of decay of signal, the sum of the signal over a period of time, or the peak output. Luminescence may be measured in Relative Light Units (RLUs).

**[00133]** Compounds of formula (I) and formula (II) can have an RLU of greater than or equal to 1, greater than or equal to 2, greater than or equal to 3, greater than or equal to 4, greater than or equal to 5, greater than or equal to 10, greater than or equal to 20, greater than or equal to 30, greater than or equal to 40, greater than or equal to 50, or greater than or equal to 100, relative to coelenterazine or a known coelenterazine analogue such as furimazine.

**[00134]** Compounds of formula (I) and formula (II) can have a  $\lambda_{\text{max}}$  of 450-700 nanometers, 460-600 nanometers, 470-600 nanometers, 480-600 nanometers, 490-600 nanometers, 500-600 nanometers, 510-600 nanometers, 520-600 nanometers, 530-600 nanometers, 540-600 nanometers, 550-600 nanometers, 560-600 nanometers, 570-600 nanometers, 580-600 nanometers, 590-600 nanometers, 470-590 nanometers, 480-580 nanometers, 490-570 nanometers, 500-560 nanometers, or 510-550 nanometers. Compounds of formula (I) and formula (II) can have a  $\lambda_{\text{max}}$  greater than or equal to 450 nanometers, greater than or equal to 460 nanometers, greater than or equal to 470 nanometers, greater than or equal to 480 nanometers, greater than or equal to 490 nanometers, greater than or equal to 500 nanometers, greater than or equal to 510 nanometers, greater than or equal to 520 nanometers, greater than or equal to 530 nanometers, greater than or equal to 540 nanometers, greater than or equal to 550 nanometers, greater than or equal to 560 nanometers, greater than or equal to 570 nanometers, greater than or equal to 580 nanometers, greater than or equal to 590 nanometers, greater than or equal to 600 nanometers, greater than or equal to 610 nanometers, greater than or equal to 620 nanometers, greater than or equal to 630 nanometers, greater than or equal to 640

nanometers, greater than or equal to 650 nanometers, greater than or equal to 660 nanometers, greater than or equal to 670 nanometers, greater than or equal to 680 nanometers, greater than or equal to 690 nanometers, or greater than or equal to 700 nanometers.

[00135] “Biocompatibility” refers to the tolerance of a cell (e.g., prokaryotic or eukaryotic) to a coelenterazine analogue (e.g., compounds of formula (I)). Biocompatibility of a coelenterazine analogue is related to the stress it causes on the host cell.

[00136] Enhanced biocompatibility of the coelenterazine analogues (e.g., compounds of formula (I)), may be determined by measuring cell viability and/or growth rate of cells. For example, enhanced biocompatibility of the coelenterazine analogues may be determined by measuring cell viability in the absence of luciferase expression of cells exposed to the coelenterazine analogues compared to native or known coelenterazines to determine how compatible and/or toxic the coelenterazine analogues are to the cells.

[00137] In particular, enhanced biocompatibility may be determined using cell viability analysis (e.g., using the CELLTITER-GLO® Luminescent Cell Viability assay), an apoptosis assay (e.g., using the CASPASE-GLO® technology), or another method known in the art. The effect of the disclosed compounds on cell viability or apoptosis may be compared to the effect of native or known coelenterazine analogues on cell viability or apoptosis.

[00138] Enhanced biocompatibility may also be determined by measuring the effect of the coelenterazine analogues (e.g., compounds of formula (I)) on cell growth or gene expression. For example, enhanced biocompatibility of the compounds of formula (I) or formula (II) may be determined by measuring the cell number after a period of time or by determining the expression of stress response genes in a sample of cells that are exposed to compounds of formula (I) or formula (II) compared to cells exposed to a native or known coelenterazine or no coelenterazine. The effect of the disclosed compounds on cell growth or gene expression may be compared to a native or known coelenterazine.

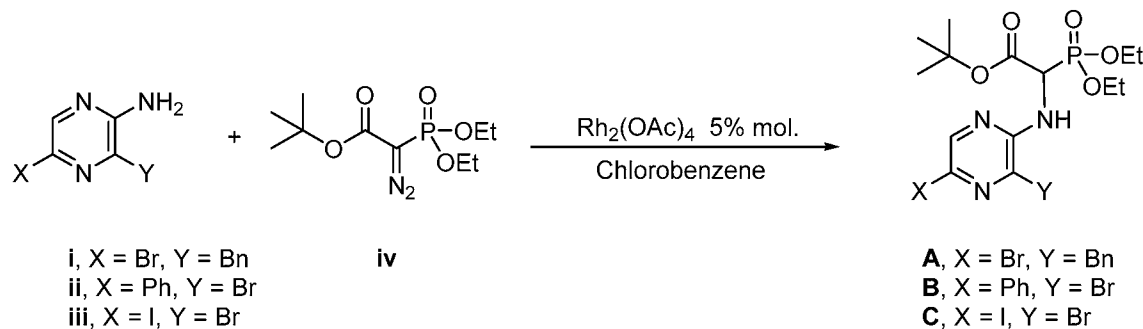
#### A. Synthesis Methods

[00139] Compounds of formula (I) and formula (II) may be prepared by synthetic processes or by metabolic processes. Preparation of the compounds by metabolic processes includes those occurring in the human or animal body (*in vivo*) or processes occurring *in vitro*.

[00140] Compounds of formula (I) and formula (II), wherein the groups R<sup>5</sup>, R<sup>6</sup>, R<sup>8</sup>, R<sup>5a</sup>, R<sup>6a</sup>, R<sup>8a</sup>, R<sup>x</sup>, and p have the meanings as set forth in the Summary of the Invention section unless otherwise noted, can be synthesized as shown in Schemes 1-5.

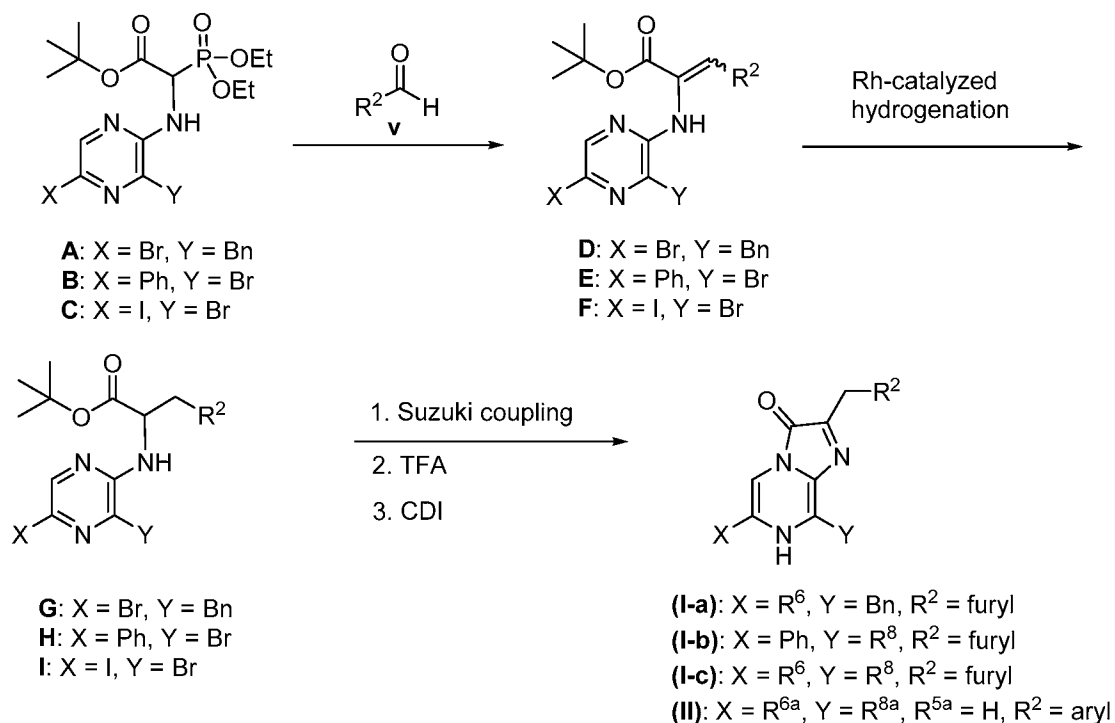
[00141] Abbreviations which have been used in the descriptions of the Schemes that follow are: Ac<sub>2</sub>O for acetic anhydride; CDI for carbonyldiimidazole; MeOH for methanol; TMG for 1,1,3,3-tetramethylguanidine; and TFA for trifluoroacetic acid.

**Scheme 1. Synthesis of intermediates A-C**

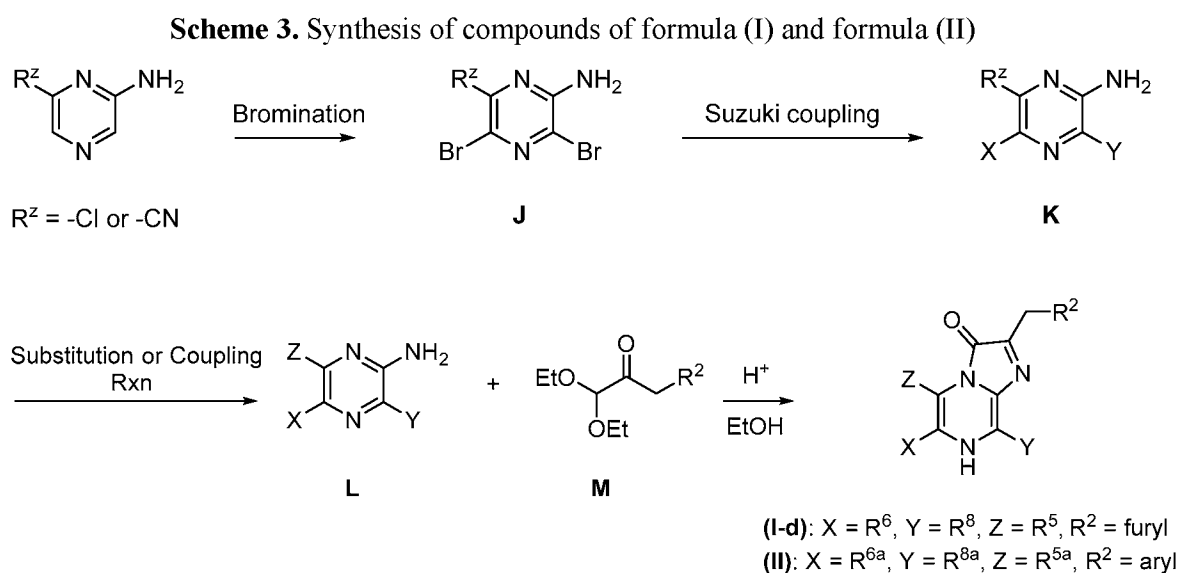


[00142] As shown in Scheme 1, intermediates **A-C** can be prepared from aminopyrazines **i-iii**. Treatment of **i-iii** with diazocarbonyl **iv**, in the presence of  $\text{Rh}_2(\text{OAc})_4$ , can result in formation of aminopyrazine acetophosphonates **A-C**. Intermediates **A-C** may be stable at room temperature and provide starting materials for varied analogues.

**Scheme 2. Synthesis of compounds of formula (I) and formula (II)**

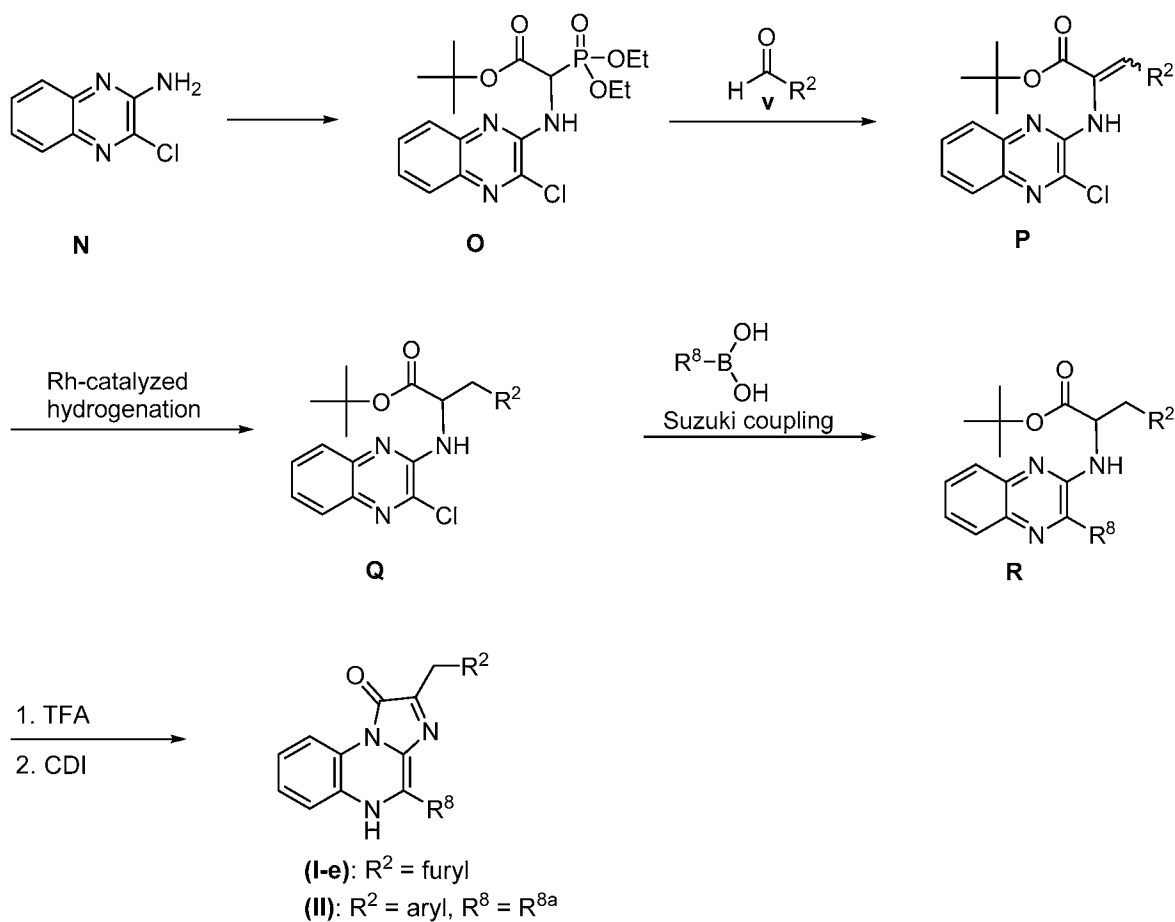


[00143] Scheme 2 illustrates the conversion of intermediates **A-C** to compounds of formula (I) and formula (II). Intermediates **A-C** can be treated with 1,1,3,3-tetramethylguanidine and undergo Horner-Wadsworth-Emmons olefination with aldehyde **v** (e.g., furan-2-carbaldehyde or a benzaldehyde) to yield intermediates **D-F**. Intermediates **D-F** can be hydrogenated to provide intermediates **G-I**. Intermediates **G-I** can undergo Suzuki coupling(s) at one or both of the X and Y positions, followed by treatment with TFA and subsequent cyclization promoted by the addition of carbonyldiimidazole, providing compounds of formula (I) and formula (II).



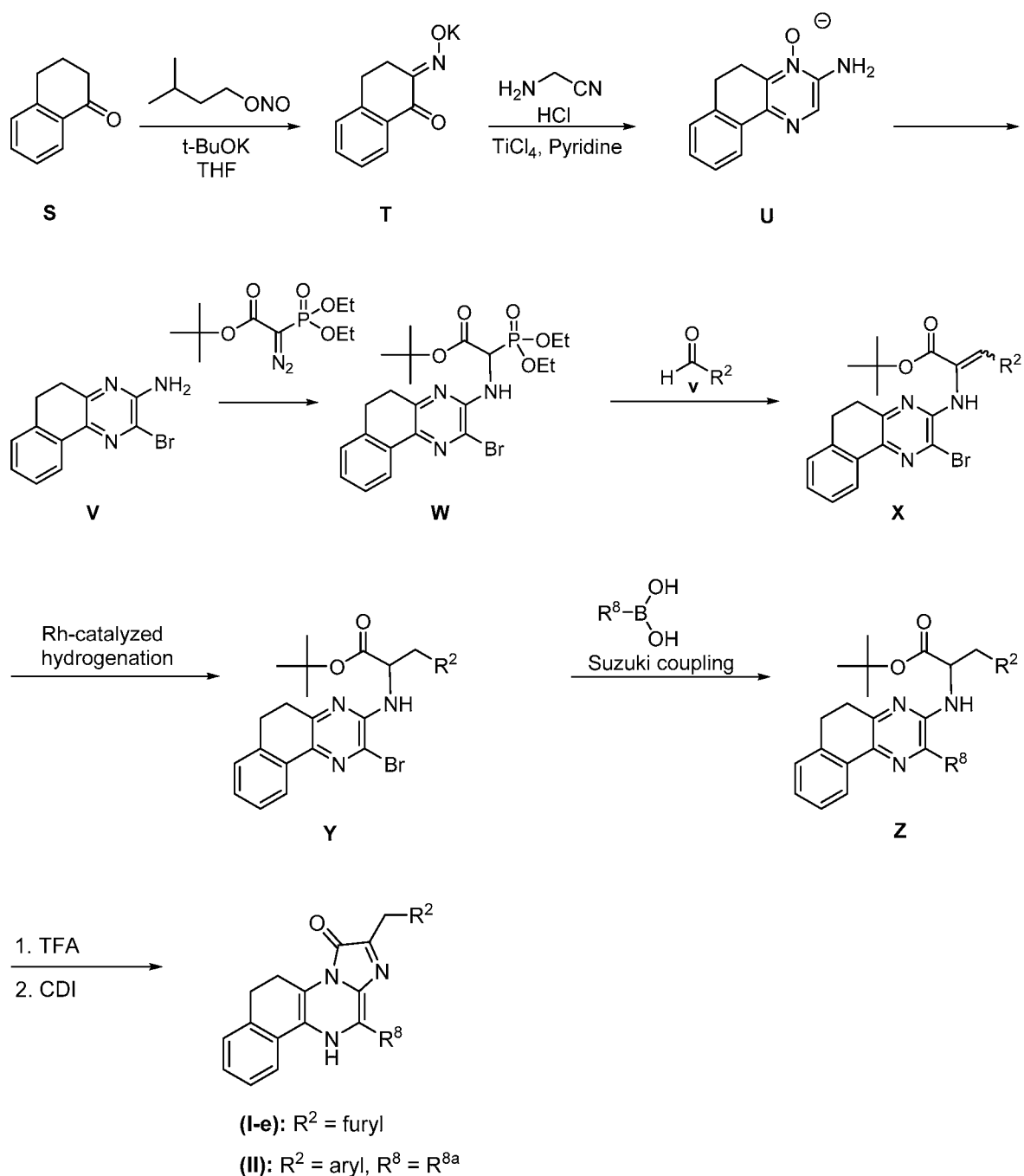
[00144] Scheme 3 illustrates the conversion of available aminopyrazine starting materials to compounds of formula (I) and formula (II). Bromination of the aminopyrazines can provide dibromo intermediate **J**. Intermediate **J** can undergo Suzuki coupling(s) to install substituents X and Y to provide intermediate **K**. Where  $\text{R}^Z$  is chloro, a substitution or coupling reaction can be used to install substituent Z and convert intermediate **K** to intermediate **L**. Reaction of intermediate **L** with diethoxy compound **M** can provide compounds of formula (I) and formula (II). Where  $\text{R}^Z$  is cyano, intermediate **K** can be converted directly to compounds of formula (I) and formula (II) by reaction with the diethoxy compound **M**.

**Scheme 4.** Synthesis of compounds of formula (I) and formula (II)



**[00145]** Scheme 4 illustrates the preparation of compounds of formula (I) and formula (II). Starting material **N** can be converted to phosphonate **O** under standard conditions. Intermediate **O** can be treated with 1,1,3,3-tetramethylguanidine and undergo Horner-Wadsworth-Emmons olefination with aldehyde **v** (e.g., furan-2-carbaldehyde or a benzaldehyde) to yield intermediate **P**. Intermediate **P** can be hydrogenated to provide intermediate **Q**. Intermediate **Q** can undergo Suzuki coupling to intermediate **R**, followed by treatment with TFA and subsequent cyclization promoted by the addition of carbonyldiimidazole, providing compounds of formula (I) and formula (II).

**Scheme 5.** Synthesis of compounds of formula (I) and formula (II)



**[00146]** Scheme 5 illustrates the preparation of compounds of formula (I) and formula (II). Starting ketone **S** can undergo reaction with amyl nitrite under basic conditions to provide oxime intermediate **T**. Intermediate **T** can be converted to amine **U** via reaction with 2-aminoacetonitrile and subsequent intramolecular cyclization. Intermediate **V** can be prepared by bromination and reduction of the N-oxide of intermediate **U**. N-oxide intermediate **U** can be reduced with hydrogen in the presence of Ni-Raney catalyst, and the corresponding reduced aminopyrazine can then react with N-bromosuccinimide in dichloromethane to afford

compound **V**. Intermediate **V** can be converted to phosphonate **W** under standard conditions. Intermediate **W** can be treated with 1,1,3,3-tetramethylguanidine and undergo Horner-Wadsworth-Emmons olefination with aldehyde **v** (e.g., furan-2-carbaldehyde or a benzaldehyde) to yield intermediate **X**. Intermediate **X** can be hydrogenated to provide intermediate **Y**. Intermediate **Y** can undergo Suzuki coupling to intermediate **Z**, followed by treatment with TFA, and subsequent cyclization promoted by the addition of carbonyldiimidazole, providing compounds of formula (I) and formula (II).

**[00147]** Optimum reaction conditions and reaction times for each individual step can vary depending on the particular reactants employed and substituents present in the reactants used. Specific procedures are provided in the Examples section. Reactions can be worked up in the conventional manner, e.g., by eliminating the solvent from the residue and further purified according to methodologies generally known in the art such as, but not limited to, crystallization, distillation, extraction, trituration, and chromatography. Unless otherwise described, the starting materials and reagents are either commercially available or can be prepared by one skilled in the art from commercially available materials using methods described in the chemical literature. Starting materials, if not commercially available, can be prepared by procedures selected from standard organic chemical techniques, techniques that are analogous to the synthesis of known, structurally similar compounds, or techniques that are analogous to the above described schemes or the procedures described in the synthetic examples section.

**[00148]** Routine experimentations, including appropriate manipulation of the reaction conditions, reagents and sequence of the synthetic route, protection of any chemical functionality that cannot be compatible with the reaction conditions, and deprotection at a suitable point in the reaction sequence of the method are included in the scope of the invention. Suitable protecting groups and the methods for protecting and deprotecting different substituents using such suitable protecting groups are well known to those skilled in the art; examples of which can be found in PGM Wuts and TW Greene, in Greene's book titled *Protective Groups in Organic Synthesis* (4<sup>th</sup> ed.), John Wiley & Sons, NY (2006), which is incorporated herein by reference in its entirety. Synthesis of the compounds of the invention can be accomplished by methods analogous to those described in the synthetic schemes described hereinabove and in specific examples.

**[00149]** When an optically active form of a disclosed compound is required, it can be obtained by carrying out one of the procedures described herein using an optically active

starting material (prepared, for example, by asymmetric induction of a suitable reaction step) or by resolution of a mixture of the stereoisomers of the compound or intermediates using a standard procedure (such as chromatographic separation, recrystallization or enzymatic resolution).

**[00150]** Similarly, when a pure geometric isomer of a compound is required, it can be obtained by carrying out one of the above procedures using a pure geometric isomer as a starting material or by resolution of a mixture of the geometric isomers of the compound or intermediates using a standard procedure such as chromatographic separation.

**[00151]** Basic addition salts may be prepared during the final isolation and purification of the disclosed compounds by reaction of a carboxyl group with a suitable base such as the hydroxide, carbonate, or bicarbonate of a metal cation such as lithium, sodium, potassium, calcium, magnesium, or aluminum, or an organic primary, secondary, or tertiary amine. Quaternary amine salts can be prepared, such as those derived from methylamine, dimethylamine, trimethylamine, triethylamine, diethylamine, ethylamine, tributylamine, pyridine, N,N-dimethylaniline, N-methylpiperidine, N-methylmorpholine, dicyclohexylamine, procaine, dibenzylamine, N,N-dibenzylphenethylamine, 1-ephedrine and N,N'-dibenzylethylenediamine, ethylenediamine, ethanolamine, diethanolamine, piperidine, piperazine, and the like.

**[00152]** It can be appreciated that the synthetic schemes and specific examples as described are illustrative and are not to be read as limiting the scope of the invention as it is defined in the appended claims. All alternatives, modifications, and equivalents of the synthetic methods and specific examples are included within the scope of the claims.

### 3. Methods of Use and Kits

**[00153]** The compounds of the disclosure may be used in any way that luciferase substrates, e.g., coelenterazine analogues, have been used. For example, they may be used in a bioluminescent method that employs an analogue of coelenterazine to detect one or more molecules in a sample, e.g., an enzyme, a cofactor for an enzymatic reaction, an enzyme substrate, an enzyme inhibitor, an enzyme activator, or OH radicals, or one or more conditions, e.g., redox conditions. The sample may include an animal (e.g., a vertebrate), a plant, a fungus, physiological fluid (e.g., blood, plasma, urine, mucous secretions), a cell, a cell lysate, a cell supernatant, or a purified fraction of a cell (e.g., a subcellular fraction). The presence, amount, spectral distribution, emission kinetics, or specific activity of such a

molecule may be detected or quantified. The molecule may be detected or quantified in solution, including multiphasic solutions (e.g., emulsions or suspensions), or on solid supports (e.g., particles, capillaries, or assay vessels).

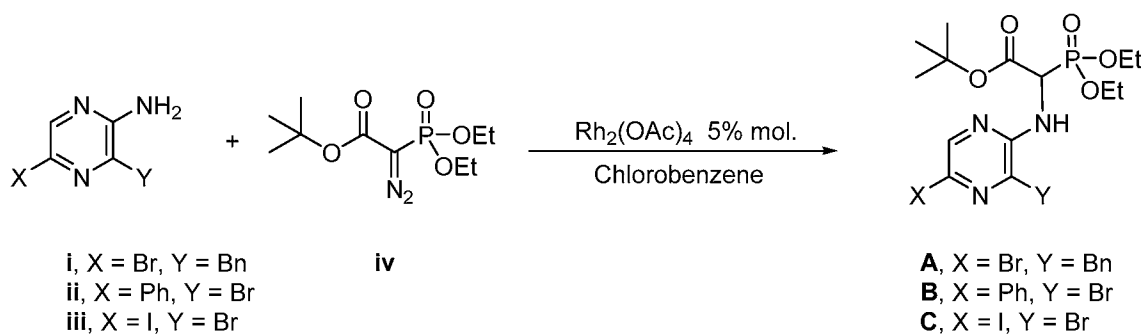
**[00154]** In certain embodiments, the compounds of formula (I) or formula (II) may be used to quantify a molecule of interest. In some embodiments, a coelenterazine analogue (e.g., a native or known coelenterazine or a compound of formula (I) or formula (II)) can be used as a probe of a specific biochemical activity, e.g., apoptosis or drug metabolism.

**[00155]** In certain embodiments, the compounds of formula (I) or formula (II) can be used for detecting luminescence in live cells, e.g., in vivo. In some embodiments, a luciferase can be expressed in cells (as a reporter or otherwise), and the cells treated with a coelenterazine analogue (e.g., a compound of formula (I) or formula (II)), which will permeate cells in culture, react with the luciferase, and generate luminescence. In addition to being cell permeant, the compounds of formula (I) or formula (II) show comparable biocompatibility to native coelenterazine in terms of cell viability. In some embodiments, the compounds of formula (I) or formula (II) containing chemical modifications known to increase the stability of native coelenterazine in media can be synthesized and used for more robust, live cell luciferase-based reporter assays. In still other embodiments, a sample (including cells, tissues, animals, etc.) containing a luciferase and a compound of formula (I) or formula (II) may be assayed using various microscopy and imaging techniques, e.g., in vivo imaging. In still other embodiments, a secretable luciferase is expressed in cells as part of a live-cell reporter system.

**[00156]** In certain embodiments, the compounds of formula (I) or formula (II) disclosed herein may be provided as part of a kit. In some embodiments, the kit may include one or more luciferases (in the form of a polypeptide, a polynucleotide, or both) and a coelenterazine analogue of formula (I) or formula (II), along with suitable reagents and instructions to enable a user to perform assays such as those disclosed herein. The kit may also include one or more buffers such as those disclosed herein.

#### 4. Examples

Example 1. Synthesis of Intermediates A, B, and C



**[00157] General Procedure for the synthesis of A-C.** In a 5 mL round bottom flask, aminopyrazine (**i-iii**, 2 mmol, 1 eq.), diazo compound (**iv**, 1.1 g, 4 mmol, 2 eq.),  $\text{Rh}_2(\text{OAc})_4$  (88.36 mg, 10 mol %), and 3 mL of chlorobenzene was placed. The reaction mixture was heated at 100°C for 24 hours. The progress of the reaction was monitored by LCMS. After 24 hours, the reaction reached 100% conversion. The mixture was adsorbed on celite and purified on a silica column using 40% EtOAc in heptane as eluent. The desired product was isolated pure as a brown solid with a 35.5-75.6% yield. Aminopyrazine **i** was synthesized by adopting a procedures from WO2012040105; Kojima, S. et al., “Improved Syntheses of Watasenia Preluciferin (Coelenterazine) and Watasenia Luciferin (Coelenterazine Disulfate), and Site Specific Syntheses of the Coelenterazine Monosulfates,” ITE Letters on Batteries, New Technologies & Medicine, International Battery Materials Association, Kwa-Maritane, South Africa, Mar, 2001, C1-C5; and Shrestha et al., “Strategies for Large-Scale Synthesis of Coelenterazine for in Vivo Applications,” *Synthesis* 2014; 46(05): 646-652. Aminopyrazine **ii** was synthesized by adopting a procedure from WO/2007/096764. Aminopyrazine **iii** was synthesized by adopting a procedure from WO/2010/121003 using commercially available 2-amino-5-iodopyrazine (CAS No. 886860-50-0). Diazophosphonoacetate **iv** was synthesized according to Wang et al. *Synlett*, **2007**, *11*, 1683-1686.

**[00158] Tert-butyl 2-((3-benzyl-5-bromopyrazin-2-yl)amino)-2-**

**(diethoxyphosphoryl)acetate (A):** Yield: 75.6 %;  $^1\text{H}$  NMR (300 MHz,  $\text{CDCl}_3$ )  $\delta$  = 7.99 (s, 1H), 7.33 – 7.14 (m, 5H), 5.19 (dd,  $J$ =5.2, 7.9, 1H), 4.96 (dd,  $J$ =8.0, 21.6, 1H), 4.17 – 3.76 (m, 6H), 1.39 (s, 9H), 1.26 – 1.08 (m, 6H).  $^{13}\text{C}$  NMR (75 MHz,  $\text{CDCl}_3$ )  $\delta$  = 166.1, 150.2, 142.8, 141.6, 135.5, 129.5, 128.9, 128.7, 127.1, 126.3, 126.2, 83.1, 63.4, 53.5, 40.3, 27.8, 16.3. HRMS,  $\text{C}_{21}\text{H}_{29}\text{N}_3\text{O}_5\text{PBr}$ , ( $m/z$ )  $[\text{M}+\text{H}]$  calculated: 514.1101, observed: 514.1089.

**[00159] Tert-butyl 2-((3-bromo-5-phenylpyrazin-2-yl)amino)-2-**

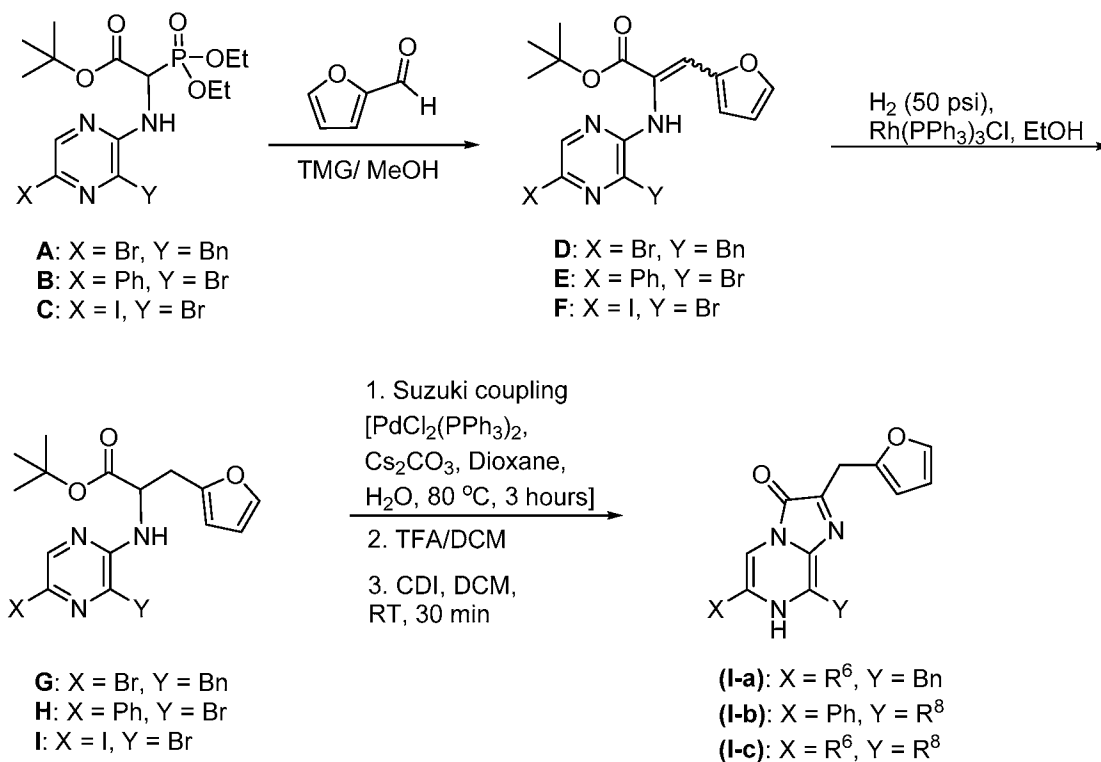
**(diethoxyphosphoryl)acetate (B):** Yield: 73.4%;  $^1\text{H}$  NMR (300 MHz,  $\text{CDCl}_3$ )  $\delta$  = 8.27 (d,  $J$ =1.7, 1H), 7.69 (dd,  $J$ =1.3, 6.8, 2H), 7.24 (ddd,  $J$ =3.6, 7.0, 15.7, 3H), 5.93 – 5.82 (m, 1H),

5.15 – 5.00 (m, 1H), 4.17 – 3.98 (m, 4H), 1.38 (s, 9H), 1.20 (m, 6H).  $^{13}\text{C}$  NMR (75 MHz,  $\text{CDCl}_3$ )  $\delta$  = 165.9, 149.0, 148.9, 142.6, 136.8, 135.2, 128.7, 128.4, 127.1, 125.5, 83.3, 63.4, 53.5, 27.7, 16.3.  $^{31}\text{P}$  NMR (121 MHz,  $\text{CDCl}_3$ )  $\delta$  = 16.74 (s). HRMS,  $\text{C}_{20}\text{H}_{27}\text{N}_3\text{O}_5\text{PBr}$ , (m/z) [M+H] calculated: 500.0944, observed: 500.0936.

**[00160] Tert-butyl 2-((3-bromo-5-iodopyrazin-2-yl)amino)-2-**

**(diethoxyphosphoryl)acetate (C):** Yield: 35.4 %;  $^1\text{H}$  NMR (300 MHz,  $\text{CDCl}_3$ )  $\delta$  = 8.06 (s, 1H), 5.87 (dd,  $J$ =4.4, 8.0, 1H), 4.97 (dd,  $J$ =8.1, 21.4, 1H), 4.21 – 4.00 (m, 4H), 1.45 – 1.34 (m, 9H), 1.30 – 1.17 (m, 6H).  $^{13}\text{C}$  NMR (75 MHz,  $\text{CDCl}_3$ )  $\delta$  = 169.9, 150.4, 147.9, 142.4, 126.6, 110.4, 108, 94.8, 82.5, 53.4, 30.0, 27.9. HRMS,  $\text{C}_{14}\text{H}_{22}\text{N}_3\text{O}_5\text{PBrI}$ , (m/z) [M+H] calculated: 549.9598, observed: 549.9592.

**Example 2. Synthetic Method I**



**[00161] General procedure for Method I:** In a 20 mL vial, one of **A-C** (200 mg, 0.39 mmol, 1 eq.), 2-furaldehyde (0.43 mmol, 1.1 eq.), and 15 mL of methanol was placed. 1,1,3,3-Tetramethylguanidine (135 mg, 1.2 mmol, 3 eq.) was added, and the reaction mixture was stirred at room temperature for 1-2 hours. The progress of the reaction was monitored by LCMS. After the reaction was complete, the mixture was poured into water, extracted with ethyl acetate, and dried over  $\text{MgSO}_4$ . The drying agent was removed by filtration, and the

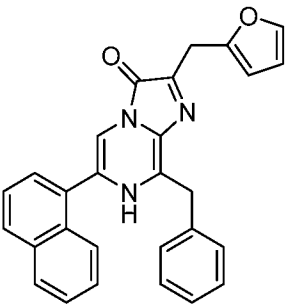
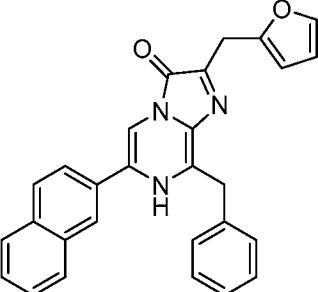
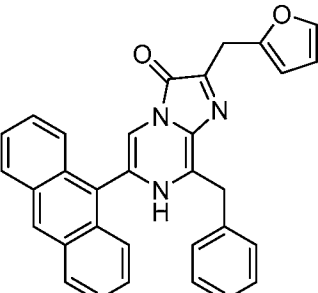
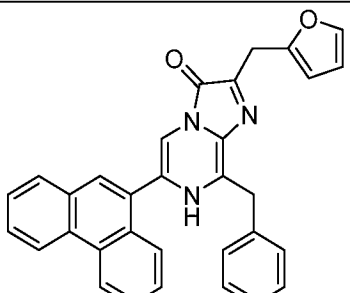
solvent was concentrated under reduced pressure. The residue was purified using flash chromatography on silica gel with heptane/ethyl acetate as eluent to provide one of **D-F**.

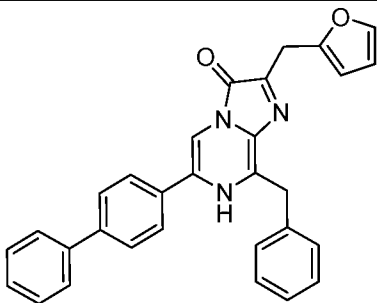
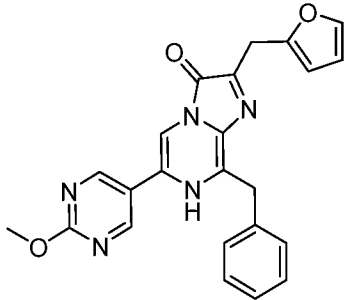
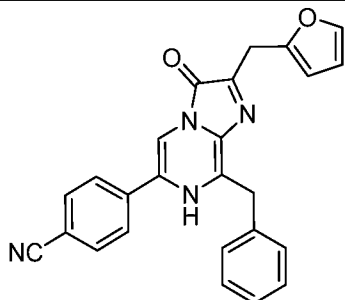
[00162] In a parr-shaker reactor flask, one of **D-F** (0.3 mmol, 1 eq.), Rh(PPh<sub>3</sub>)<sub>3</sub>Cl (0.03 mmol, 0.1 eq.), and 50 mL of ethanol was placed. The reactor was charged with H<sub>2</sub> (50 psi) and shaken for 20 hours at room temperature. The reaction was monitored by LCMS. All volatiles were removed under reduced pressure, and the residue was purified by flash chromatography on silica gel using heptane/ethylacetate as eluent. The reduced aminopyrazine derivatives **G-I** were isolated.

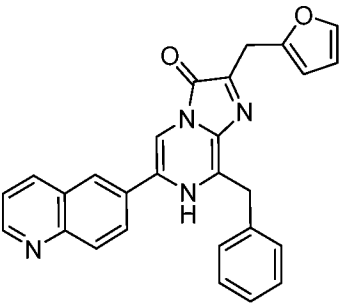
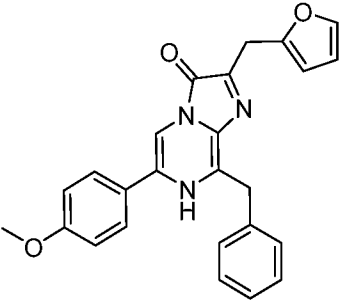
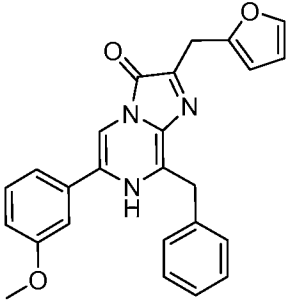
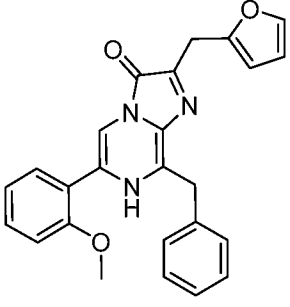
[00163] Compounds with the general structure **G, H, I** (0.225mmol, 1 eq.) was dissolved in dioxane (8 mL). To this solution, appropriate boronic acid, boronic acid pinacol ester or potassium trifluoroborate (0.248 mmol, 1.1 eq), Pd(PPh<sub>3</sub>)<sub>2</sub>Cl<sub>2</sub> (0.022 mmol, 0.1 eq.), and Cs<sub>2</sub>CO<sub>3</sub> (0.675 mmol, of 1M solution, 3 eq.) were added. The reaction mixture was heated at 80°C for 1-4 hours. The progress of the reaction was monitored by LCMS. After reaction was complete, the reaction mixture was adsorbed on celite and purified by silica gel column chromatography using Heptane/EtOAc as eluent. Fractions containing the product were collected and concentrated under reduced pressure.

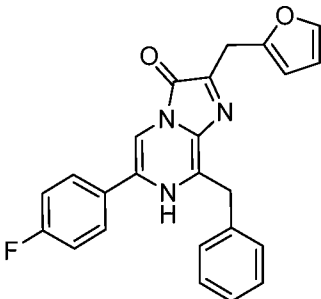
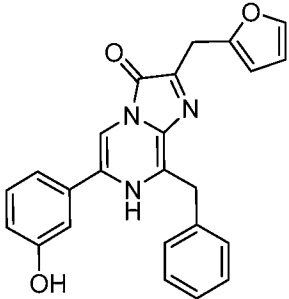
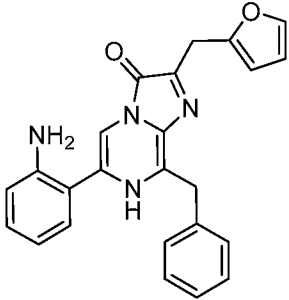
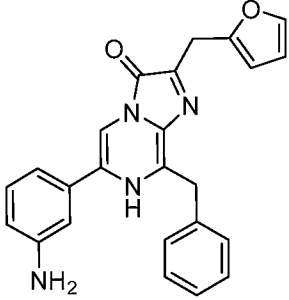
[00164] The Suzuki coupling product (0.25 mmol, 1 eq.) was dissolved in dichloromethane (5 mL), and to this solution, trifluoroacetic acid (2 mL) was added. The reaction mixture was stirred at room temperature for 12 hours. The progress of the reaction was monitored by LCMS. After the reaction was complete, all volatiles were removed under reduced pressure, and the residue was co-evaporated 3 times with 10 mL of toluene to remove all TFA and provide the corresponding carboxylic acid intermediate. After drying under high vacuum, the carboxylic acid intermediate was dissolved in dichloromethane (15 mL), and to this solution, carbodiimidazole (CDI) (122 mg, 0.75 mmol, 3 eq.) was added. The reaction mixture was stirred at room temperature for 20 minutes and then poured into 0.01 M HCl (50 mL), extracted with dichloromethane, and dried over MgSO<sub>4</sub>. The drying agent was removed by filtration, and the solvent was concentrated under reduced pressure. The residue was purified via flash chromatography on silica gel using dichloromethane/methanol as eluent. The corresponding coelenterazine analogue of formula (I) was isolated.

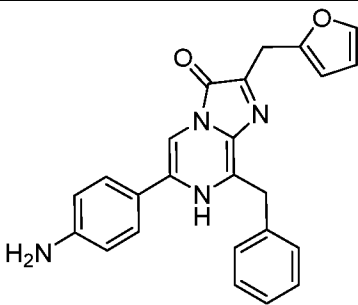
[00165] The following compounds were prepared using the general procedure of Method I and compound **A** as starting material to provide compounds of formula (I-a). Substitution at the R<sup>6</sup> substitution site was achieved by using the appropriate organoborane reagent for the Suzuki coupling reaction.

compound	Structure	Yield (%)	MS [M+H]
AS-140	 <p>8-benzyl-2-(furan-2-ylmethyl)-6-(naphthalen-1-yl)imidazo[1,2-a]pyrazin-3(7H)-one</p>	8.4	432
AS-141	 <p>8-benzyl-2-(furan-2-ylmethyl)-6-(naphthalen-2-yl)imidazo[1,2-a]pyrazin-3(7H)-one</p>	6.5	432
AS-142	 <p>6-(anthracen-9-yl)-8-benzyl-2-(furan-2-ylmethyl)imidazo[1,2-a]pyrazin-3(7H)-one</p>	17.5	482
AS-143		11	482

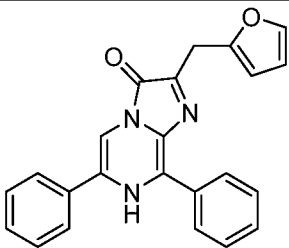
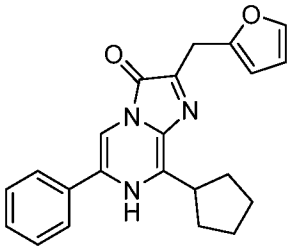
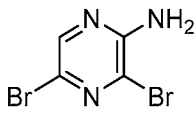
	8-benzyl-2-(furan-2-ylmethyl)-6-(phenanthren-9-yl)imidazo[1,2-a]pyrazin-3(7H)-one		
AS-144	 <p>6-([1,1'-biphenyl]-4-yl)-8-benzyl-2-(furan-2-ylmethyl)imidazo[1,2-a]pyrazin-3(7H)-one</p>	6.7	458
AS-154	 <p>8-benzyl-2-(furan-2-ylmethyl)-6-(2-methoxypyrimidin-5-yl)imidazo[1,2-a]pyrazin-3(7H)-one</p>	18.7	414
AS-153	 <p>4-(8-benzyl-2-(furan-2-ylmethyl)-3-oxo-3,7-dihydroimidazo[1,2-a]pyrazin-6-yl)benzonitrile</p>	20.2	407

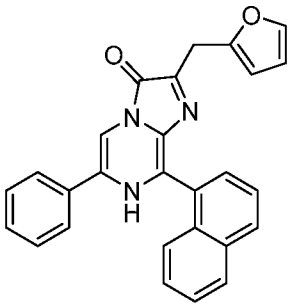
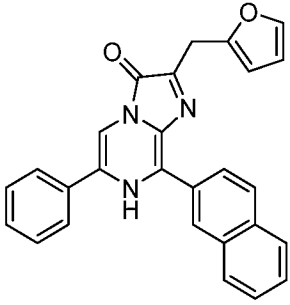
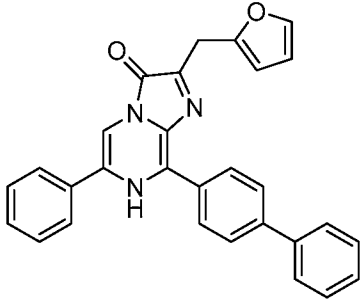
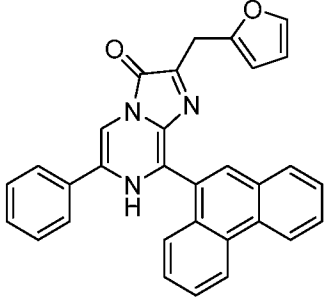
AS-155	 <p>8-benzyl-2-(furan-2-ylmethyl)-6-(quinolin-6-yl)imidazo[1,2-a]pyrazin-3(7H)-one</p>	21.2	433
JRW-0185	 <p>8-benzyl-2-(furan-2-ylmethyl)-6-(4-methoxyphenyl)imidazo[1,2-a]pyrazin-3(7H)-one</p>	16% starting from i	412
JRW-0231	 <p>8-benzyl-2-(furan-2-ylmethyl)-6-(3-methoxyphenyl)imidazo[1,2-a]pyrazin-3(7H)-one</p>	17% starting from i	412
JRW-0232	 <p>8-benzyl-2-(furan-2-ylmethyl)-6-(2-methoxyphenyl)imidazo[1,2-a]pyrazin-3(7H)-one</p>	15% starting from i	412

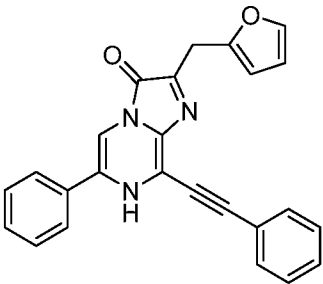
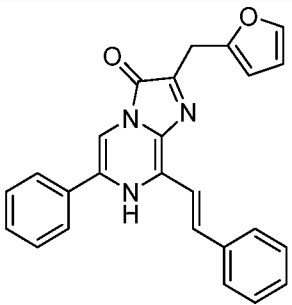
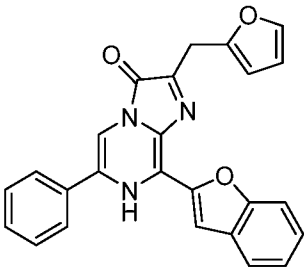
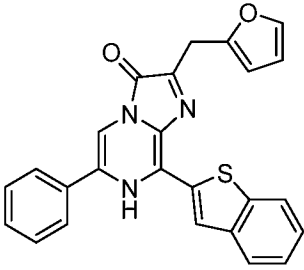
JRW-0236	 <p>8-benzyl-6-(4-fluorophenyl)-2-(furan-2-ylmethyl)imidazo[1,2-a]pyrazin-3(7H)-one</p>	18% starting from i	400
JRW-0238	 <p>8-benzyl-2-(furan-2-ylmethyl)-6-(3-hydroxyphenyl)imidazo[1,2-a]pyrazin-3(7H)-one</p>	10% starting from i	398
JRW-0446	 <p>6-(2-aminophenyl)-8-benzyl-2-(furan-2-ylmethyl)imidazo[1,2-a]pyrazin-3(7H)-one</p>	62	397
JRW-0438	 <p>6-(3-aminophenyl)-8-benzyl-2-(furan-2-ylmethyl)imidazo[1,2-a]pyrazin-3(7H)-one</p>	14	397

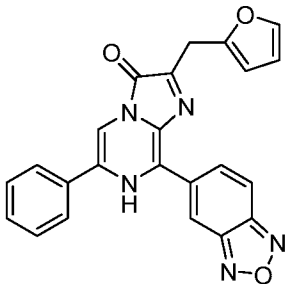
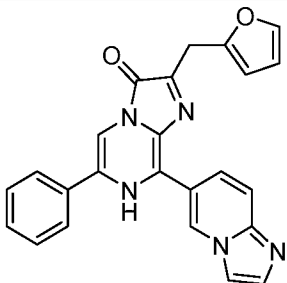
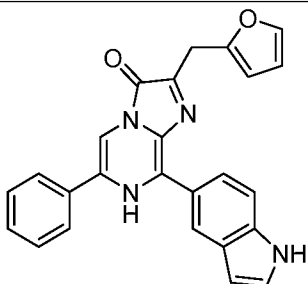
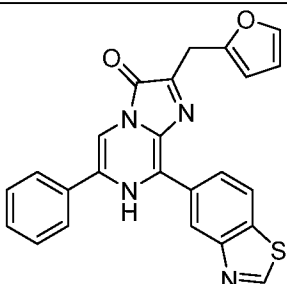
JRW-0445	 6-(4-aminophenyl)-8-benzyl-2-(furan-2-ylmethyl)imidazo[1,2-a]pyrazin-3(7H)-one	66	397
----------	---	----	-----

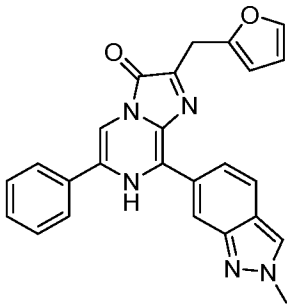
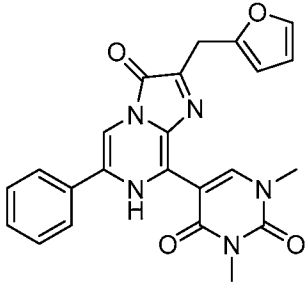
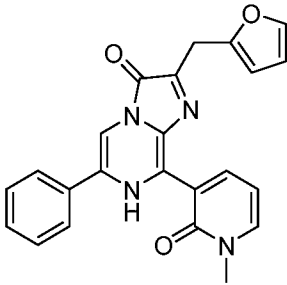
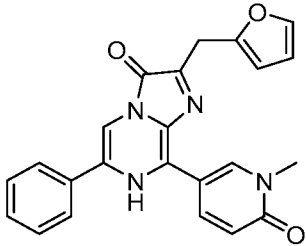
**[00166]** The following compounds were prepared using the general procedure of Method I and compound **B** as starting material to provide compounds of formula (I-b). Appropriate substitution at the R<sup>8</sup> substitution site was achieved by using the appropriate organoborane reagent for the Suzuki coupling reaction.

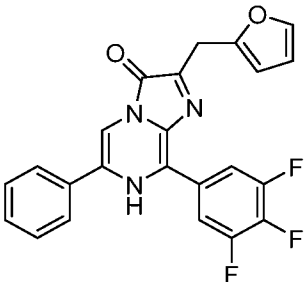
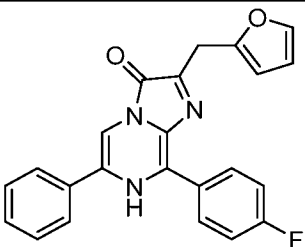
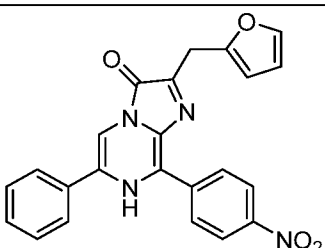
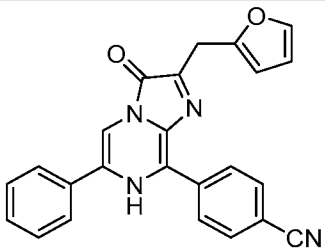
compound	Structure	Yield (%)	MS [M+H]
AS-174	 2-(furan-2-ylmethyl)-6,8-diphenylimidazo[1,2-a]pyrazin-3(7H)-one	25	368
JRW-0240	 8-cyclopentyl-2-(furan-2-ylmethyl)-6-phenylimidazo[1,2-a]pyrazin-3(7H)-one	6 starting from 	359

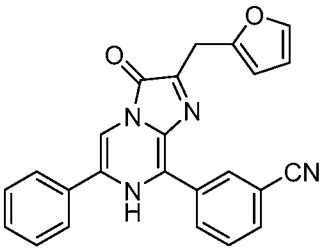
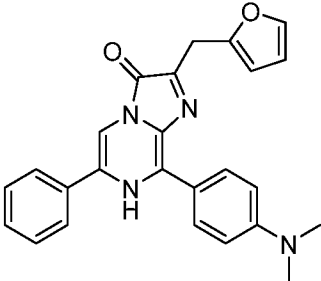
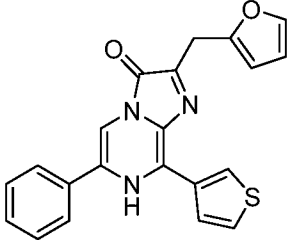
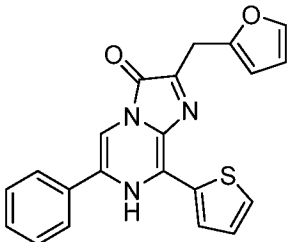
AS-215	 <p>2-(furan-2-ylmethyl)-8-(naphthalen-1-yl)-6-phenylimidazo[1,2-a]pyrazin-3(7H)-one</p>	15.6	418
AS-216	 <p>2-(furan-2-ylmethyl)-8-(naphthalen-2-yl)-6-phenylimidazo[1,2-a]pyrazin-3(7H)-one</p>	14.3	418
AS-219	 <p>8-([1,1'-biphenyl]-4-yl)-2-(furan-2-ylmethyl)-6-phenylimidazo[1,2-a]pyrazin-3(7H)-one</p>	7.2	444
AS-218	 <p>2-(furan-2-ylmethyl)-8-(phenanthren-9-yl)-6-phenylimidazo[1,2-a]pyrazin-3(7H)-one</p>	6.3	468

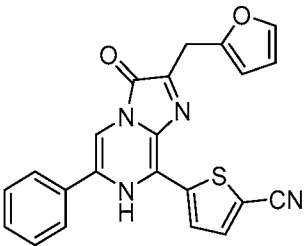
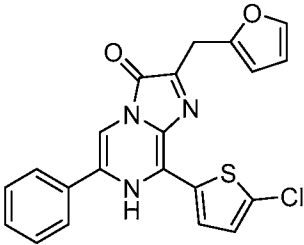
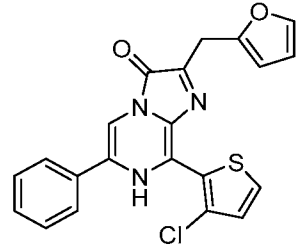
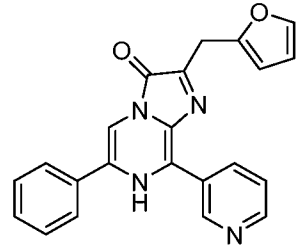
AS-242	 <p>2-(furan-2-ylmethyl)-6-phenyl-8-(phenylethynyl)imidazo[1,2-a]pyrazin-3(7H)-one</p>	13.7	392
AS-239	 <p>(E)-2-(furan-2-ylmethyl)-6-phenyl-8-styrylimidazo[1,2-a]pyrazin-3(7H)-one</p>	24	394
AS-221	 <p>8-(benzofuran-2-yl)-2-(furan-2-ylmethyl)-6-phenylimidazo[1,2-a]pyrazin-3(7H)-one</p>	23	408
AS-222	 <p>8-(benzo[b]thiophen-2-yl)-2-(furan-2-ylmethyl)-6-phenylimidazo[1,2-a]pyrazin-3(7H)-one</p>	28	424

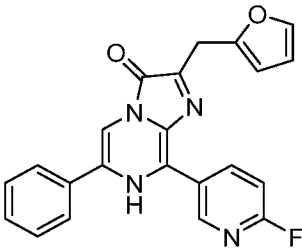
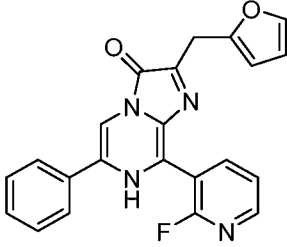
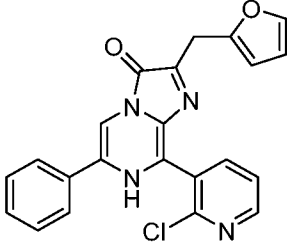
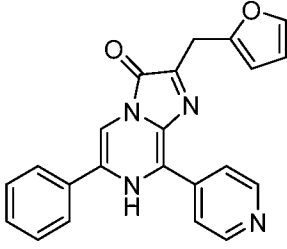
AS-240	 <p>8-(benzo[c][1,2,5]oxadiazol-5-yl)-2-(furan-2-ylmethyl)-6-phenylimidazo[1,2-a]pyrazin-3(7H)-one</p>	14	410
AS-223	 <p>2-(furan-2-ylmethyl)-8-(imidazo[1,2-a]pyridin-6-yl)-6-phenylimidazo[1,2-a]pyrazin-3(7H)-one</p>	16	408
AS-227	 <p>2-(furan-2-ylmethyl)-8-(1H-indol-5-yl)-6-phenylimidazo[1,2-a]pyrazin-3(7H)-one</p>	32	407
AS-250	 <p>8-(benzo[d]thiazol-5-yl)-2-(furan-2-ylmethyl)-6-phenylimidazo[1,2-a]pyrazin-3(7H)-one</p>	31	425

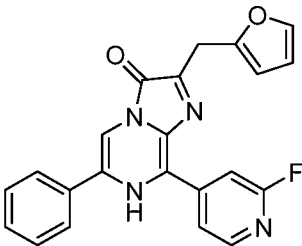
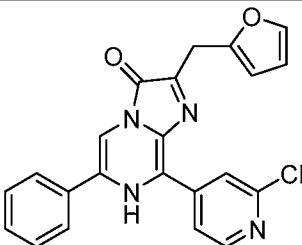
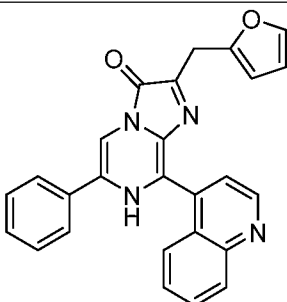
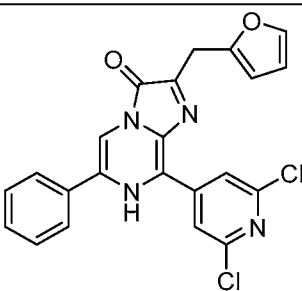
AS-243	 <p>2-(furan-2-ylmethyl)-8-(2-methyl-2H-indazol-6-yl)-6-phenylimidazo[1,2-a]pyrazin-3(7H)-one</p>	23	422
AS-245	 <p>5-(2-(furan-2-ylmethyl)-3-oxo-6-phenyl-3,7-dihydroimidazo[1,2-a]pyrazin-8-yl)-1,3-dimethylpyrimidine-2,4(1H,3H)-dione</p>	20	430
AS-258	 <p>2-(furan-2-ylmethyl)-8-(1-methyl-2-oxo-1,2-dihydropyridin-3-yl)-6-phenylimidazo[1,2-a]pyrazin-3(7H)-one</p>	25	399
AS-256	 <p>2-(furan-2-ylmethyl)-8-(1-methyl-6-oxo-1,6-dihydropyridin-3-yl)-6-phenylimidazo[1,2-a]pyrazin-3(7H)-one</p>	7	399

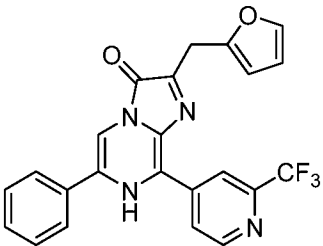
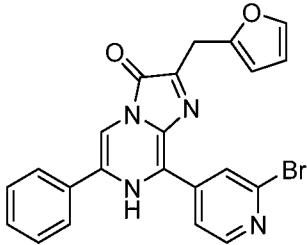
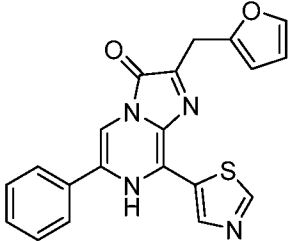
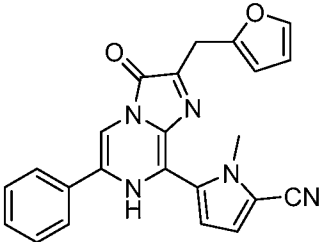
	a]pyrazin-3(7H)-one		
AS-270	 <p>2-(furan-2-ylmethyl)-6-phenyl-8-(3,4,5-trifluorophenyl)imidazo[1,2-a]pyrazin-3(7H)-one</p>	20	422
AS-269	 <p>8-(4-fluorophenyl)-2-(furan-2-ylmethyl)-6-phenylimidazo[1,2-a]pyrazin-3(7H)-one</p>	31	386
AS-238	 <p>2-(furan-2-ylmethyl)-8-(4-nitrophenyl)-6-phenylimidazo[1,2-a]pyrazin-3(7H)-one</p>	16	413
AS-237	 <p>4-(2-(furan-2-ylmethyl)-3-oxo-6-phenyl-3,7-dihydroimidazo[1,2-a]pyrazin-8-yl)benzonitrile</p>	13	393

AS-274	 <p>3-(2-(furan-2-ylmethyl)-3-oxo-6-phenyl-3,7-dihydroimidazo[1,2-a]pyrazin-8-yl)benzonitrile</p>	21	393
AS-224	 <p>8-(4-(dimethylamino)phenyl)-2-(furan-2-ylmethyl)-6-phenylimidazo[1,2-a]pyrazin-3(7H)-one</p>	5	411
AS-229	 <p>2-(furan-2-ylmethyl)-6-phenyl-8-(thiophen-3-yl)imidazo[1,2-a]pyrazin-3(7H)-one</p>	15	374
AS-236	 <p>2-(furan-2-ylmethyl)-6-phenyl-8-(thiophen-2-yl)imidazo[1,2-a]pyrazin-3(7H)-one</p>	20	374

AS-262	 <p>5-(2-(furan-2-ylmethyl)-3-oxo-6-phenyl-3,7-dihydroimidazo[1,2-a]pyrazin-8-yl)thiophene-2-carbonitrile</p>	15	399
AS-280	 <p>8-(5-chlorothiophen-2-yl)-2-(furan-2-ylmethyl)-6-phenylimidazo[1,2-a]pyrazin-3(7H)-one</p>	12	408
AS-282	 <p>8-(3-chlorothiophen-2-yl)-2-(furan-2-ylmethyl)-6-phenylimidazo[1,2-a]pyrazin-3(7H)-one</p>	14	408
AS-277	 <p>2-(furan-2-ylmethyl)-6-phenyl-8-(pyridin-3-yl)imidazo[1,2-a]pyrazin-3(7H)-one</p>	34	369

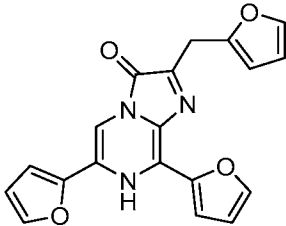
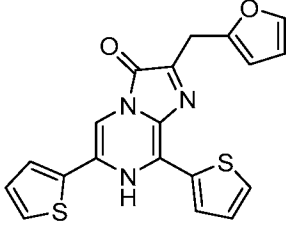
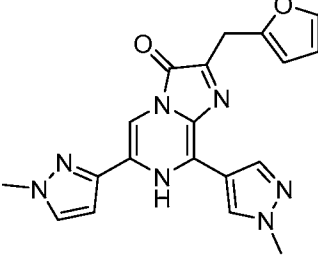
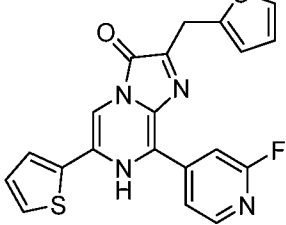
AS-273	 <p>8-(6-fluoropyridin-3-yl)-2-(furan-2-ylmethyl)-6-phenylimidazo[1,2-a]pyrazin-3(7H)-one</p>	23	387
AS-272	 <p>8-(2-fluoropyridin-3-yl)-2-(furan-2-ylmethyl)-6-phenylimidazo[1,2-a]pyrazin-3(7H)-one</p>	38	387
AS-278	 <p>8-(2-chloropyridin-3-yl)-2-(furan-2-ylmethyl)-6-phenylimidazo[1,2-a]pyrazin-3(7H)-one</p>	5	403
AS-276	 <p>2-(furan-2-ylmethyl)-6-phenyl-8-(pyridin-4-yl)imidazo[1,2-a]pyrazin-3(7H)-one</p>	16	369

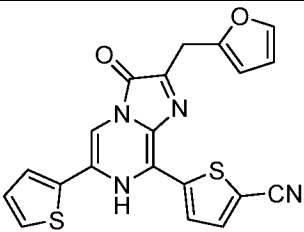
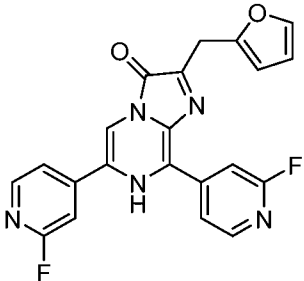
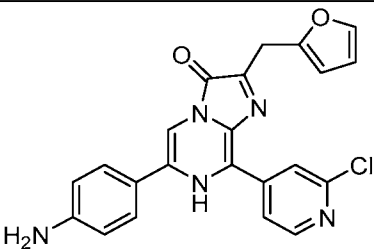
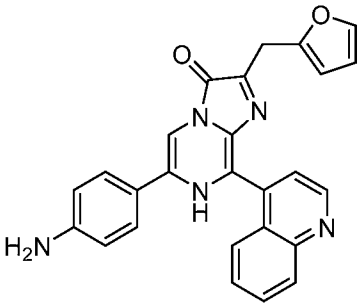
AS-271	 <p>8-(2-fluoropyridin-4-yl)-2-(furan-2-ylmethyl)-6-phenylimidazo[1,2-a]pyrazin-3(7H)-one</p>	20	387
AS-275	 <p>8-(2-chloropyridin-4-yl)-2-(furan-2-ylmethyl)-6-phenylimidazo[1,2-a]pyrazin-3(7H)-one</p>	22	403
AS-310	 <p>2-(furan-2-ylmethyl)-6-phenyl-8-(quinolin-4-yl)imidazo[1,2-a]pyrazin-3(7H)-one</p>	17	419
AS-313	 <p>8-(2,6-dichloropyridin-4-yl)-2-(furan-2-ylmethyl)-6-phenylimidazo[1,2-a]pyrazin-3(7H)-one</p>	14	438

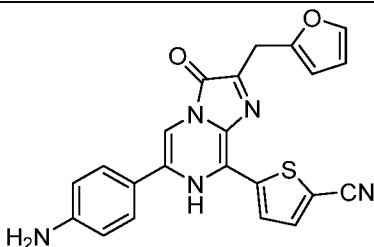
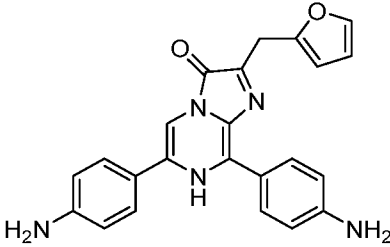
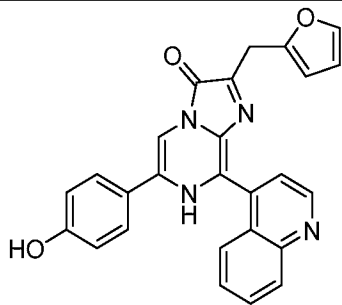
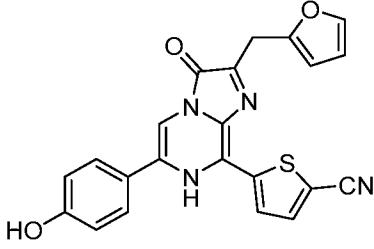
AS-315	 <p>2-(furan-2-ylmethyl)-6-phenyl-8-(2-(trifluoromethyl)pyridin-4-yl)imidazo[1,2-a]pyrazin-3(7H)-one</p>	13	437
AS-314	 <p>8-(2-bromopyridin-4-yl)-2-(furan-2-ylmethyl)-6-phenylimidazo[1,2-a]pyrazin-3(7H)-one</p>	4	447
AS-343	 <p>2-(furan-2-ylmethyl)-6-phenyl-8-(thiazol-5-yl)imidazo[1,2-a]pyrazin-3(7H)-one</p>	16	375
AS-311	 <p>5-(2-(furan-2-ylmethyl)-3-oxo-6-phenyl-3,7-dihydroimidazo[1,2-a]pyrazin-8-yl)-1-methyl-1H-pyrrole-2-carbonitrile</p>	13	396

[00167] The following compounds were prepared using the general procedure of Method I and compound C as starting material to provide compounds of formula (I-c). Appropriate

substitution at the R<sup>6</sup> and R<sup>8</sup> substitution sites were achieved by using the appropriate organoborane reagents for the Suzuki coupling reactions.

compound	Structure	Yield (%)	MS [M+H]
AS-175	 <p>6,8-di(furan-2-yl)-2-(furan-2-ylmethyl)imidazo[1,2-a]pyrazin-3(7H)-one</p>	23	348
AS-176	 <p>2-(furan-2-ylmethyl)-6,8-di(thiophen-2-yl)imidazo[1,2-a]pyrazin-3(7H)-one</p>	24	380
AS-190	 <p>2-(furan-2-ylmethyl)-6-(1-methyl-1H-pyrazol-3-yl)-8-(1-methyl-1H-pyrazol-4-yl)imidazo[1,2-a]pyrazin-3(7H)-one</p>	15	376
AS-306	 <p>8-(2-fluoropyridin-4-yl)-2-(furan-2-ylmethyl)-6-(thiophen-2-yl)imidazo[1,2-a]pyrazin-3(7H)-one</p>	4	393

AS-287	 <p>5-(2-(furan-2-ylmethyl)-3-oxo-6-(thiophen-2-yl)-3,7-dihydroimidazo[1,2-a]pyrazin-8-yl)thiophene-2-carbonitrile</p>	8	405
AS-295	 <p>26,8-bis(2-fluoropyridin-4-yl)-2-(furan-2-ylmethyl)imidazo[1,2-a]pyrazin-3(7H)-one</p>	13	406
AS-333	 <p>2-(furan-2-ylmethyl)-6-phenyl-8-(phenylethynyl)imidazo[1,2-a]pyrazin-3(7H)-one</p>	7.9	418
AS-330	 <p>6-(4-aminophenyl)-2-(furan-2-ylmethyl)-8-(quinolin-4-yl)imidazo[1,2-a]pyrazin-3(7H)-one</p>	3.4	434

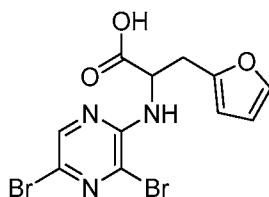
AS-332	 <p>5-(6-(4-aminophenyl)-2-(furan-2-ylmethyl)-3-oxo-3,7-dihydroimidazo[1,2-a]pyrazin-8-yl)thiophene-2-carbonitrile</p>	6.6	414
AS-337	 <p>6,8-bis(4-aminophenyl)-2-(furan-2-ylmethyl)imidazo[1,2-a]pyrazin-3(7H)-one</p>	26.5	398
AS-360	 <p>2-(furan-2-ylmethyl)-6-(4-hydroxyphenyl)-8-(quinolin-4-yl)imidazo[1,2-a]pyrazin-3(7H)-one</p>	8.8	435
AS-353	 <p>5-(2-(furan-2-ylmethyl)-6-(4-hydroxyphenyl)-3-oxo-3,7-dihydroimidazo[1,2-a]pyrazin-8-yl)thiophene-2-carbonitrile</p>	6.9	415

[00168] During preparation of compounds AS-140, AS-141, AS-142, AS-143, AS-144, AS-154, AS-153, AS-155, AS-174, AS-215, AS-216, AS-219, AS-218, AS-242, AS-239,

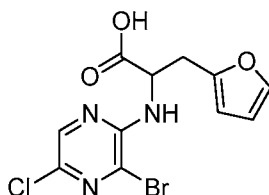
AS-221, AS-222, AS-240, AS-223, AS-227, AS-250, AS-243, AS-245, AS-238, AS-237, AS-224, AS-236, AS-175, AS-176, AS-190, AS-248, AS-333, AS-330, AS-332, AS-337, JRW-0446, JRW-0438, and JRW-0445, deprotection of the t-Bu ester group was performed with TFA before the Suzuki Coupling reaction. The yield for these compounds was calculated for the two-step process starting from the deprotected acid.

[00169] During preparation of compounds AS-258, AS-256, AS-270, AS-269, AS-274, AS-262, AS-280, AS-282, AS-277, AS-273, AS-272, AS-278, AS-276, AS-271, AS-275, AS-310, AS-313, AS-315, AS-314, AS-343, AS-311, AS-329, AS-321, AS-320, AS-319, AS-301, AS-292, AS-293, AS-342, AS-340, and AS-341, deprotection of the t-Bu ester group was performed with TFA after the Suzuki Coupling reaction. The yield for these compounds was calculated for the two-step process starting from the corresponding t-Bu ester.

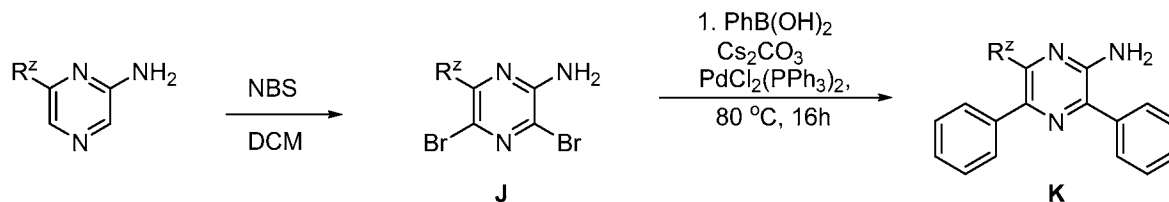
[00170] Compounds AS-174, AS-175, AS-176, and AS-190 were prepared from the below dibromide derivative using the disclosed synthetic methodology. TFA treatment and t-Bu group deprotection was carried out before the Suzuki coupling reaction.



[00171] Compounds AS-306, AS-287, and AS-295 were prepared from the below dihalogenated derivative using the disclosed synthetic methodology. TFA treatment and t-Bu group deprotection was carried out before the Suzuki coupling reaction.



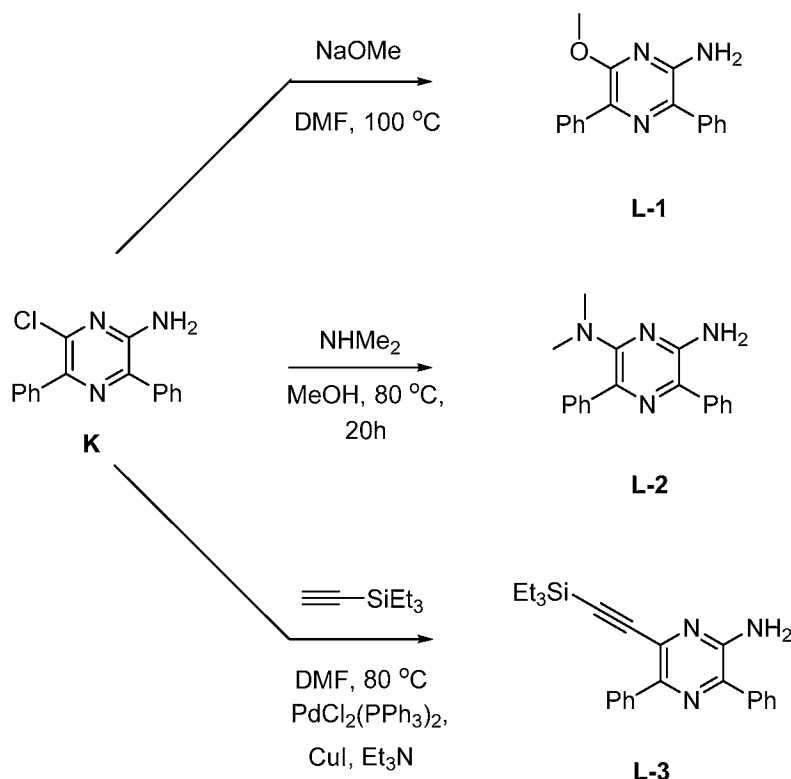
### Example 3. Synthetic Method II



**[00172] Synthetic procedure for the preparation of compound (J):** 3,5-dibromo-6-chloropyrazin-2-amine ( $R^Z = Cl$ ) was prepared according to Organic Letters, 17(15), 3888-3891; 2015. 6-amino-3,5-dibromopyrazine-2-carbonitrile ( $R^Z = CN$ ) was prepared as follows. 6-Aminopyrazine-2-carbonitrile (1g, 8.3 mmol) was dissolved in dichloromethane (15 mL). To this solution, NBS (2.96g, 16.65 mmol, 2 eq.) was added, and the reaction mixture was stirred at room temperature overnight (16 h). The reaction mixture was poured into water and extracted with dichloromethane, dried over  $MgSO_4$ , filtered, and concentrated under reduced pressure. The residue was purified using silica gel chromatography with Heptane/EtOAc as eluent providing 6-amino-3,5-dibromopyrazine-2-carbonitrile ( $R^Z = CN$ ).

**[00173] Synthetic procedure for the preparation of 6-chloro-3,5-diphenylpyrazin-2-amine (K):** 3,5-dibromo-6-chloropyrazin-2-amine (5g, 17.4 mmol) was dissolved in dioxane (50 mL). To this solution,  $Pd(PPh_3)_3Cl_2$  (610 mg, 0.87 mmol), phenyl boronic acid (2.33 g, 19.1 mmol), and 1 M solution of  $Cs_2CO_3$  (52 mL, 3 eq.) were added. The reaction mixture was stirred for 4h at  $80^\circ C$ , then poured into water, and extracted with EtOAc. Organic fractions were collected, dried over  $MgSO_4$ , filtered, and concentrated under reduced pressure. The residue was loaded on celite, and the product was purified using silica gel chromatography with Heptane/EtOAc as eluent. Isolated 4.15 g, 85%.

**[00174] Synthetic procedure for the preparation of 6-amino-3,5-diphenylpyrazine-2-carbonitrile (K):** 6-Amino-3,5-dibromopyrazine-2-carbonitrile (200 mg, 0.72 mmol) was dissolved in dioxane (10 mL). To this solution,  $Pd(PPh_3)_3Cl_2$  (50 mg, 0.071 mmol), phenyl boronic acid (175 mg, 1.44 mmol), and 1M solution of  $Cs_2CO_3$  (2.16 mL, 3 eq.) were added. The reaction mixture was stirred for 4 h at  $80^\circ C$  then poured into water and extracted with EtOAc. Organic fractions were collected, dried over  $MgSO_4$ , filtered, and concentrated under reduced pressure. The residue was loaded on celite, and the product was purified using silica gel chromatography with Heptane/EtOAc as eluent providing 6-amino-3,5-diphenylpyrazine-2-carbonitrile, 120 mg, 60%.

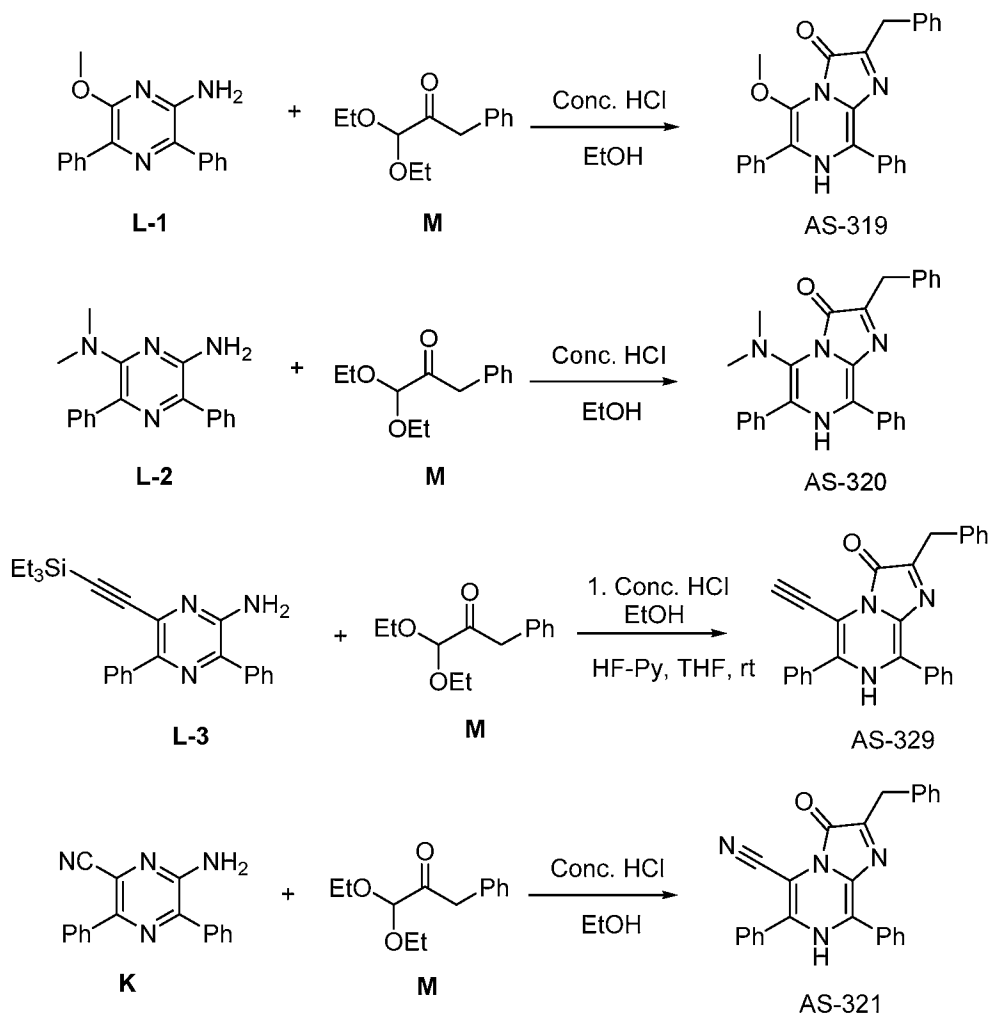


**[00175] Synthetic procedure for the preparation of 6-methoxy-3,5-diphenylpyrazin-2-amine (L-1):** 6-Chloro-3,5-diphenylpyrazin-2-amine (200 mg, 0.7 mmol) was dissolved in 5 mL of DMF. NaOMe (383 mg, 7mmol, 10 eq.) was added to this solution, and the reaction mixture was heated at 100°C for 16 h. The reaction mixture was poured into water and extracted with EtOAc. Organic fractions were collected, dried over MgSO<sub>4</sub>, filtered, and concentrated under reduced pressure. The residue was loaded on celite, and the product was purified using silica gel chromatography with Heptane/EtOAc as eluent. 6-Methoxy-3,5-diphenylpyrazin-2-amine was isolated as a white solid, 70 mg, 35.6 %.

**[00176] Synthetic procedure for the preparation of N2,N2-dimethyl-3,5-diphenylpyrazine-2,6-diamine (L-2):** 6-Chloro-3,5-diphenylpyrazin-2-amine (200 mg, 0.7 mmol) was dissolved in 10.65 mL of 2M methanol solution of diethylamine. The reaction mixture was heated at 80°C for 16 h then poured into water and extracted with EtOAc. Organic fractions were collected, dried over MgSO<sub>4</sub>, filtered, and concentrated under reduced pressure. The residue was loaded on celite, and the product was purified using silica gel chromatography with Heptane/EtOAc as eluent. 6-N2,N2-dimethyl-3,5-diphenylpyrazine-2,6-diamine was isolated pure as a pale yellow solid, 130 mg, 63%.

**[00177] Synthetic procedure for the preparation of 3,5-diphenyl-6-((triethylsilyl)ethynyl)pyrazin-2-amine (L-3):** 6-Chloro-3,5-diphenylpyrazin-2-amine (500

mg, 1.7 mmol) was dissolved in DMF (10 mL). To this solution,  $\text{Pd}(\text{PPh}_3)_3\text{Cl}_2$  (154 mg, 0.177 mmol, 0.1 eq.), CuI (67 mg, 0.35 mmol, 0.2 eq.), triethyl(ethynyl)silane (497 mg, 3.55 mmol), and triethylamine (538 mg, 5.32 mmol, 3 eq.) were added. The reaction mixture was stirred for 4 h at  $80^\circ\text{C}$ , then poured into water and extracted with EtOAc. Organic fractions were collected, dried over  $\text{MgSO}_4$ , filtered, and concentrated under reduced pressure. The residue was loaded on celite, and the product was purified using silica gel chromatography with Heptane/EtOAc as eluent. 3,5-Diphenyl-6-((triethylsilyl)ethynyl)pyrazin-2-amine was isolated pure, 534 mg, 78%.

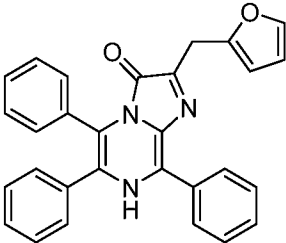
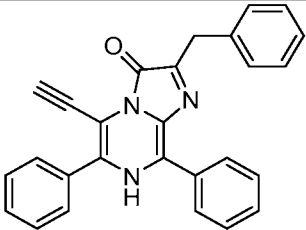
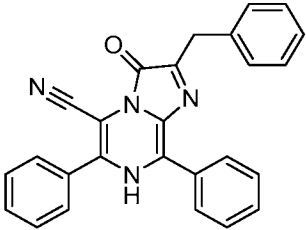


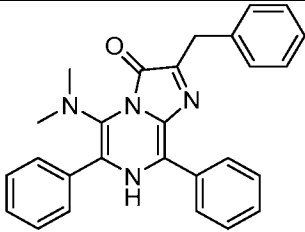
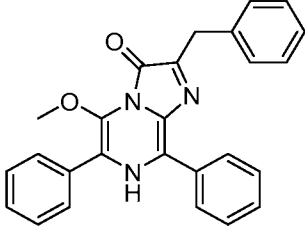
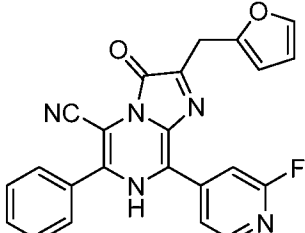
**[00178] General procedure for the preparation of the coelenterazine analogues AS-**

**329, AS-321, AS-320 and AS-319:** Adopted from Bioorganic & Medicinal Chemistry Letters, 11(17), 2305-2309; 2001. 1,1-Diethoxy-3-phenylpropan-2-one (160 mg, 0.72 mmol, 2 eq.) and corresponding aminopyrazine (0.36 mmol, 1 eq.) were dissolved in ethanol (2 mL) and water (0.2 mL). To this solution, conc. HCl (0.1 mL) was added, and the mixture was

heated at 80°C until reaction reached maximum conversion. The progress of the reaction was monitored by LCMS. After the reaction reached maximum conversion, it was poured into water and extracted with EtOAc. Organic fractions were collected, dried over MgSO<sub>4</sub>, filtered, and concentrated under reduced pressure. The target compound was purified using silica gel chromatography with Heptane/ EtOAc as eluent.

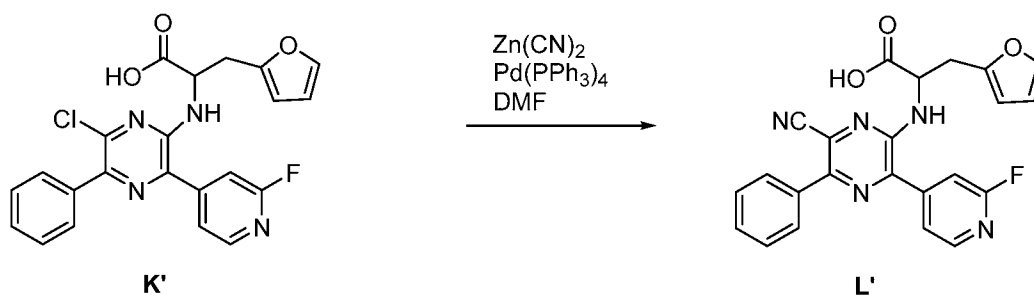
**[00179]** The following compounds were prepared using the general procedure of Method II to provide compounds of formula (I-d) and formula (II). Appropriate substitution at the R<sup>5</sup> substitution site was achieved by using an appropriate reagent for substitution or Pd-catalyzed coupling, and appropriate substitution at the R<sup>6</sup> and R<sup>8</sup> substitution sites were achieved by using the appropriate organoborane reagents for the Suzuki coupling reactions.

compound	Structure	Yield (%)	MS [M+H]
AS-248	 2-(furan-2-ylmethyl)-5,6,8-triphenylimidazo[1,2-a]pyrazin-3(7H)-one	14	444
AS-329	 2-benzyl-5-ethynyl-6,8-diphenylimidazo[1,2-a]pyrazin-3(7H)-one	2 From aminopyrazine	402
AS-321	 2-benzyl-3-oxo-6,8-diphenyl-3,7-dihydroimidazo[1,2-a]pyrazine-5-carbonitrile	3.6 From aminopyrazine	403

AS-320	 <p>2-benzyl-5-(dimethylamino)-6,8-diphenylimidazo[1,2-a]pyrazin-3(7H)-one</p>	2.5 From aminopyrazine	421
AS-319	 <p>2-benzyl-5-methoxy-6,8-diphenylimidazo[1,2-a]pyrazin-3(7H)-one</p>	2.9 From aminopyrazine	408
AS-301	 <p>8-(2-fluoropyridin-4-yl)-2-(furan-2-ylmethyl)-3-oxo-6-phenyl-3,7-dihydroimidazo[1,2-a]pyrazine-5-carbonitrile</p>	7	412

**[00180]** In the case of **AS-329**: Prepared coelenterazine analogue was further dissolved in THF (3 mL) and treated with HF-Py reagent (1 mL) to remove the triethylsilyl protecting group. After the reaction was complete, the desired compound was purified using reverse phase chromatography with H<sub>2</sub>O/CH<sub>3</sub>CN as eluent.

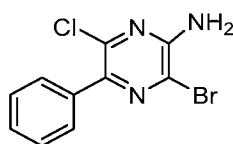
**[00181]** During the preparation of AS-301, the procedure from Wang et al. (Wang, B., Zhao, R., Chen, B.C. and Balasubramanian, B., 2010. Palladium acetate catalyzed cyanation of aryl halides using Buchwald's 2-(di-*t*-butylphosphino)-1,1'-binaphthyl. *ARKIVOC*, 6, pp.47-52, 2010) was adopted.



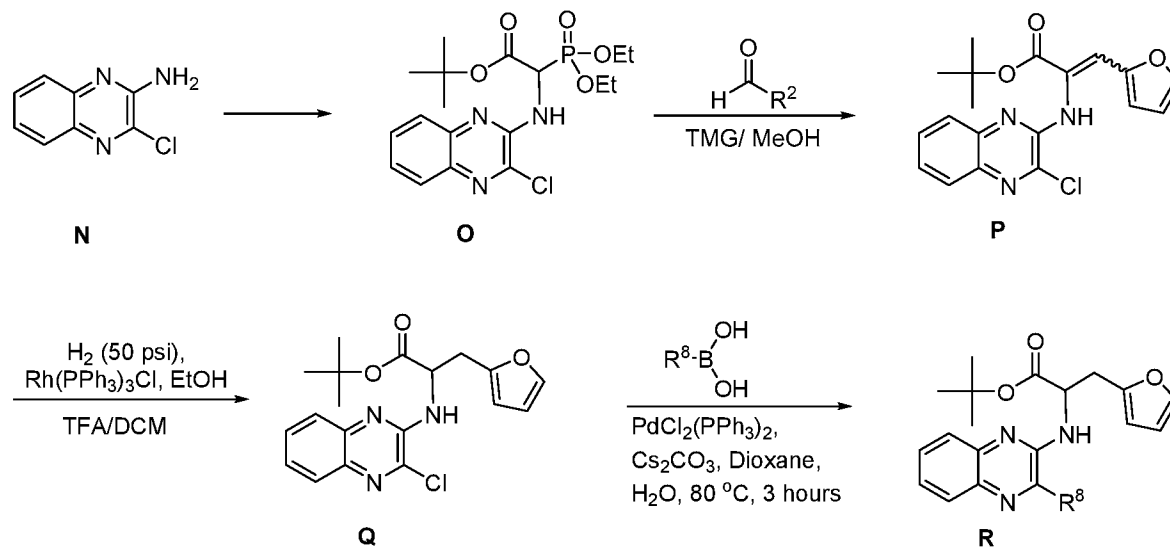
**[00182]** The mixture of starting material **K'** (100 mg, 227  $\mu$ mol),  $\text{Zn}(\text{CN})_2$ , and  $\text{Pd}(\text{PPh}_3)_4$  was dissolved in DMF (5 mL). The reaction mixture was heated at  $110^\circ\text{C}$  for 12 h, poured into water, and extracted with EtOAc. Organic fractions were collected, dried over  $\text{MgSO}_4$ , filtered, and concentrated under reduced pressure. The residue was loaded on celite, and the product was purified using silica gel chromatography with DCM/MeOH as eluent, providing the target nitrile.

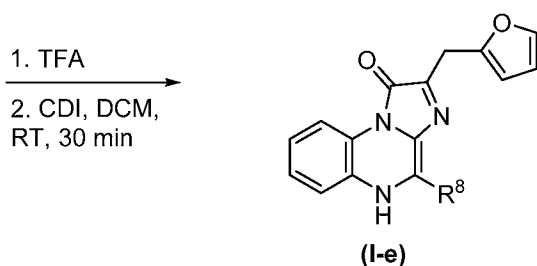
**[00183]** Compound AS-248 was prepared from aminopyrazine **K** ( $\text{R}^Z = \text{Cl}$ ) (Scheme above) using general Method I.

**[00184]** Compound AS-301 was prepared using general Method I from aminopyrazine:



#### Example 4. Synthetic Method III





**[00185] Synthetic procedure for the preparation of (O):** In a 5mL round bottom flask, aminopyrazine (250 mg, 1.3 mmol, 1 eq.), diazo compound (968 mg, 3.48 mmol, 2.5 eq.),  $\text{Rh}_2(\text{OAc})_4$  (61.52 mg, 0.139 mmol 10 mol %), and 3 mL of chlorobenzene were placed. The reaction mixture was heated at 100°C for 24 hours. The progress of the reaction was monitored by LCMS. After 24 hours, the reaction reached 100% conversion. The mixture was adsorbed on celite and purified on silica column using 40% EtOAc in Heptane as eluent. Yield, 469 mg, 78.4%.

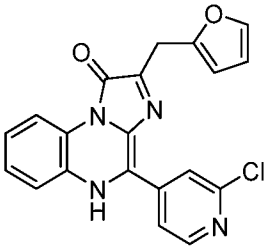
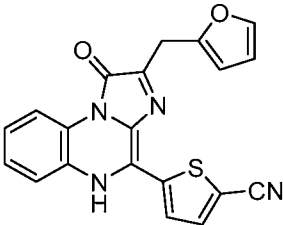
**[00186] Synthetic procedure for the preparation of (P):** In a 20 mL vial, compound **O** (469 mg, 1.09 mmol, 1 eq.), furancarbaldehyde (115.6 mg, 1.2 mmol, 1.1 eq.), and 20 mL of methanol was placed. To that solution, 1,1,3,3-tetramethylguanidine (251 mg, 2.19 mmol, 2 eq.) was added, and the reaction mixture was stirred at room temperature for 1 hour. The progress of the reaction was monitored by LCMS. After the reaction was complete, the mixture was poured into water, extracted with ethyl acetate, and dried over  $\text{MgSO}_4$ . The drying agent was filtered off, and the solvent was concentrated under reduced pressure. The residue was purified using flash chromatography on silica gel with heptane/ethyl acetate (70/30) as eluent. Isolated 340 mg, Yield 83.6%.

**[00187] Synthetic procedure for the preparation of (Q):** In a parr-shaker reactor flask, compound **P** (340 mg, 0.91 mmol, 1 eq.),  $\text{Rh}(\text{PPh}_3)_3\text{Cl}$  (84 mg, 0.091 mmol, 0.1 eq.), and 30 mL of ethanol was placed. The reactor was charged with  $\text{H}_2$  (50 psi) and shook for 20 hours at room temperature. The reaction was monitored by LCMS, then all volatiles were removed under reduced pressure, and the residue was subjected to flash chromatography on silica gel using heptane/ethyl acetate as eluent (70/30). Yield 16 mg, 47%.

**[00188] Synthetic procedure for the preparation of formula (I-e):** Compound **Q** (77.5 mg, 0.207 mmol, 1 eq.) was dissolved in dioxane (6 mL). To this solution, appropriate boronic acid, boronic acid pinacol ester or potassium trifluoroborate (0.228 mmol, 1.1 eq),  $\text{Pd}(\text{PPh}_3)_2\text{Cl}_2$  (14.5 mg, 0.022 mmol, 0.1 eq.), and  $\text{Cs}_2\text{CO}_3$  (0.675 mmol, of 1M solution, 3 eq.) were added. The reaction mixture was heated at 80°C for 4 hours. The progress of the reaction was monitored by LCMS. After the reaction was complete, the reaction mixture was

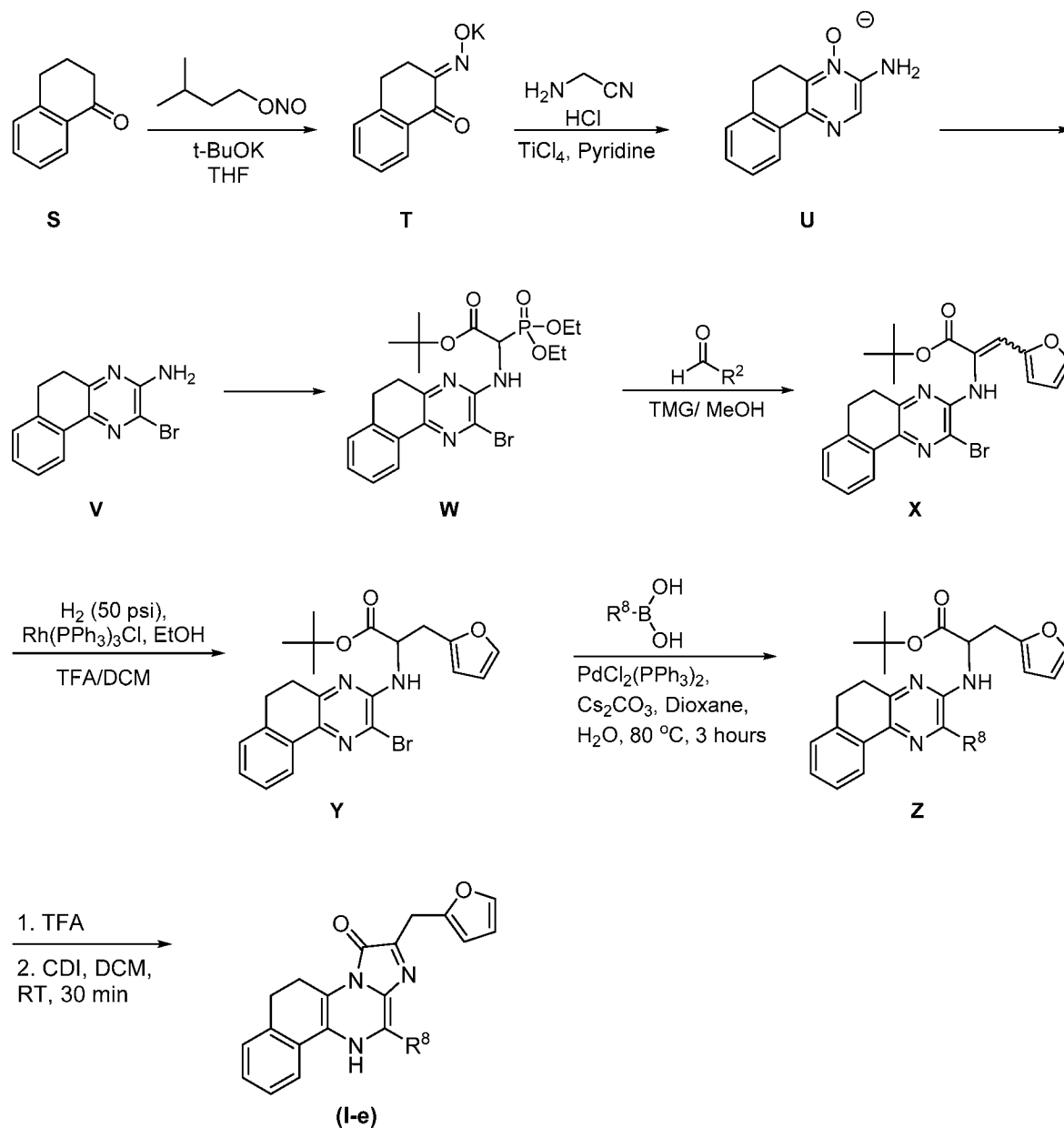
adsorbed on celite and purified by silica gel column chromatography using Heptane/EtOAc as eluent. Fractions containing the product were concentrated under reduced pressure and redissolved in 2 mL of dichloromethane. To this solution, 2 mL of TFA was added, and the reaction mixture was stirred at room temperature for several hours (6-12 h.). The progress of the reaction was monitored by LCMS. After the reaction reached maximum conversion, all volatiles were removed under reduced pressure, and the residue was co-evaporated with toluene (2 times  $\times$  30 mL) to remove the traces of TFA. The crude product was redissolved in dichloromethane (15 mL). Carbonyldiimidazole (100.9 mg, 0.622 mmol, 3 eq.) was added to the DCM solution and the reaction mixture was stirred at room temperature for 30 minutes. The reaction mixture was poured into a 0.1 M solution of hydrochloric acid (100 mL). Organic fractions were extracted with dichloromethane, dried over  $\text{MgSO}_4$ , filtered, and concentrated under reduced pressure. The residue was loaded onto a silica gel column and purified using dichloromethane/methanol as eluent providing the desired compound.

**[00189]** The following compounds were prepared using the general procedure of Method III to provide compounds of formula (I-e). Appropriate substitution at the  $\text{R}^8$  substitution site was achieved by using the appropriate organoborane reagent for the Suzuki coupling reactions.

compound	Structure	Yield (%)	MS [M+H]
AS-292	 4-(2-chloropyridin-4-yl)-2-(furan-2-ylmethyl)imidazo[1,2-a]quinoxalin-1(5H)-one	16	377
AS-293	 5-(2-(furan-2-ylmethyl)-1-oxo-1,5-dihydroimidazo[1,2-a]quinoxalin-2-yl)thiophene-2-carbonitrile	18	373

	a[quinoxalin-4-yl]thiophene-2-carbonitrile		
--	--	--	--

## Example 5. Synthetic Method IV



**[00190] Synthetic procedure for the preparation of (T):** Performed according to the WO 2014/145512 (PCT/US2014/030300). To a suspension of potassium *tert*-butanolate (23 g, 205 mmol, 1.2 eq.) in dry ethyl ether (500 mL) at 0°C, 3,4-dihydronaphthalen-1(2H)-one (25 g, 171 mmol) was added. The mixture was stirred at 0°C for 30 minutes. *t*-Butyl nitrite was added to the reaction mixture (30 g, 256 mmol, 1.5 eq.). The reaction mixture was stirred at this temperature for an additional hour. The mixture was poured into cold water and extracted

with EtOAc. The organic fractions were collected, dried, and concentrated. The residue was purified using silica gel chromatography (Hex/EtOAc). Desired product **T** was isolated as a mixture of two isomers.

**[00191] Synthetic procedure for the preparation of (U):** Performed according to the WO 2012/061530 (PCT/US2011/059018).

**[00192] Synthetic procedure for the preparation of (V):** Compound **U** (366 mg, 1.72 mmol) was dissolved in MeOH. To this solution, a suspension of Ni-Raney catalyst in water was added. The reaction mixture was stirred at room temperature while exposed to hydrogen gas (1 atm). After the reaction was complete, the mixture was filtered through the celite and concentrated. The residue was dissolved in dichloromethane and dried over MgSO<sub>4</sub>. The drying agent was filtered off, and the product was carried on into the next step without further purifications. To the dichloromethane solution, reduced aminopyrazine derivative and N-Bromosuccinimide (207 mg, 1.17 mmol, 1 eq.) was added. The reaction mixture was stirred at room temperature for 4 hours. After that, it was poured into water, and organic fractions were extracted with dichloromethane. Organic fractions were collected, dried over MgSO<sub>4</sub>, and concentrated under reduced pressure. The residue was purified by silica gel chromatography using Hept/EtOAc as eluent, providing desired compound **V**.

**[00193] Synthetic procedure for the preparation of (W):** In a 5mL round bottom flask, aminopyrazine (250 mg, 0.9 mmol, 1 eq.), diazo compound (629 mg, 2.26 mmol, 2.5 eq.), Rh<sub>2</sub>(OAc)<sub>4</sub> (40 mg, 0.09 mmol 10 mol %), and 3 mL of chlorobenzene were placed. The reaction mixture was heated at 100°C for 24 hours. The progress of the reaction was monitored by LCMS. After 24 hours, the reaction reached 100% conversion. The mixture was adsorbed on celite and purified on a silica column using 40% EtOAc in Heptane as eluent. Yield, 323 mg, 67.8%.

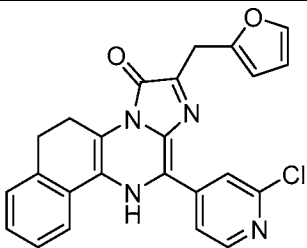
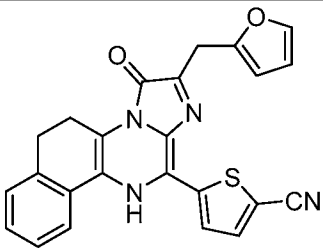
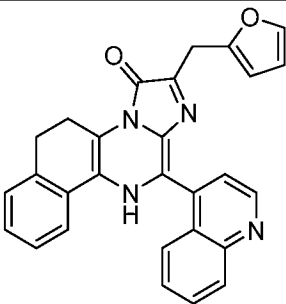
**[00194] Synthetic procedure for the preparation of (X):** In a 20 mL vial, compound **W** (323 mg, 0.613 mmol, 1 eq.), furancarbaldehyde (64.8 mg, 0.675 mmol, 1.1 eq.), and 20 mL of methanol was placed. To that solution, 1,1,3,3-tetramethylguanidine (141 mg, 1.23 mmol, 2 eq.) was added, and the reaction mixture was stirred at room temperature for 1 hour. The progress of the reaction was monitored by LCMS. After the reaction was complete, the mixture was poured into water, extracted with ethyl acetate, and dried over MgSO<sub>4</sub>. The drying agent was filtered off, and the solvent was concentrated under reduced pressure. The residue was purified using flash chromatography on silica gel with heptane/ethyl acetate (70/30) as eluent. Isolated 249 mg, Yield 86.6%.

**[00195] Synthetic procedure for the preparation of (Y):** In a parr-shaker reactor flask, compound **X** (249 mg, 0.53 mmol, 1 eq.), Rh(PPh<sub>3</sub>)<sub>3</sub>Cl (49 mg, 0.053 mmol, 0.1 eq.), and 30 mL of ethanol was placed. The reactor was charged with H<sub>2</sub> (50 psi) and shook for 20 hours at room temperature. The reaction was monitored by LCMS. Then, all volatiles were removed under reduced pressure, and the residue was subjected to flash chromatography on silica gel using heptane/ethyl acetate as eluent (70/30). Yield 187 mg, 74.8%.

**[00196] Synthetic procedure for the preparation of formula (I-e):** Compound **Y** (77.5 mg, 0.207 mmol, 1 eq.) was dissolved in dioxane (6 mL). To this solution, an appropriate boronic acid (0.228 mmol, 1.1 eq), Pd(PPh<sub>3</sub>)<sub>2</sub>Cl<sub>2</sub> (14.5 mg, 0.022 mmol, 0.1 eq.), and Cs<sub>2</sub>CO<sub>3</sub> (0.675 mmol, of 1M solution, 3 eq.) were added. The reaction mixture was heated at 80°C for 4 hours. The progress of the reaction was monitored by LCMS. After the reaction was complete, the reaction mixture was adsorbed on celite and purified by silica gel column chromatography using Heptane/EtOAc as eluent. Fractions containing the product **Z** were collected, concentrated under reduced pressure, and redissolved in 2 mL of dichloromethane. To this solution, 2 mL of TFA was added, and reaction mixture was stirred at room temperature for several hours (6-12 h.). The progress of the reaction was monitored by LCMS. After the reaction reached maximum conversion, all volatiles were removed under reduced pressure, and the residue was co-evaporated with toluene (2 × 30 mL) to remove the traces of TFA. The crude product was redissolved in dichloromethane (15 mL). Carbonyldiimidazole (100.9 mg, 0.622 mmol, 3 eq.) was added to the DCM solution, and the reaction mixture was stirred at room temperature for 30 minutes. The reaction mixture was poured into a 0.1 M solution of hydrochloric acid (100 mL). Organic fractions were extracted with dichloromethane, dried over MgSO<sub>4</sub>, filtered, and concentrated under reduced pressure. The residue was loaded onto a silica gel column and purified using dichloromethane/methanol as eluent, providing the desired compound.

**[00197]** The following compounds were prepared using the general procedure of Method IV to provide compounds of formula (I-e). Appropriate substitution at the R<sup>8</sup> substitution site was achieved by using the appropriate organoborane reagent for the Suzuki coupling reactions.

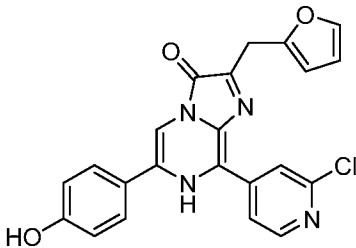
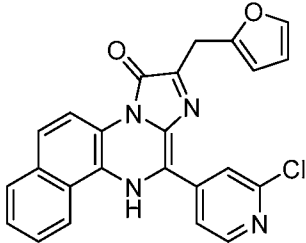
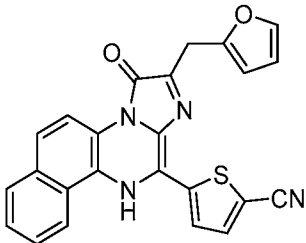
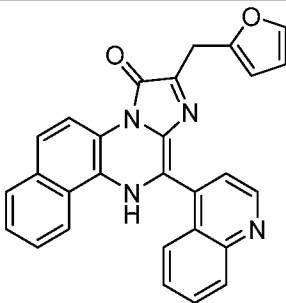
compound	Structure	Yield (%)	MS [M+H]
----------	-----------	-----------	----------

AS-342	 <p>12-(2-chloropyridin-4-yl)-2-(furan-2-ylmethyl)-5,11-dihydrobenzo[f]imidazo[1,2-a]quinoxalin-3(6H)-one</p>	17.5	429
AS-340	 <p>5-(2-(furan-2-ylmethyl)-3-oxo-3,5,6,11-tetrahydrobenzo[f]imidazo[1,2-a]quinoxalin-12-yl)thiophene-2-carbonitrile</p>	8.4	425
AS-341	 <p>2-(furan-2-ylmethyl)-12-(quinolin-4-yl)-5,11-dihydrobenzo[f]imidazo[1,2-a]quinoxalin-3(6H)-one</p>	14.7	445

Example 6. Prophetic compounds of formula (I)

**[00198]** The following compounds may be prepared using the disclosed synthetic procedures.

compound	Structure

	 <p>8-(2-chloropyridin-4-yl)-2-(furan-2-ylmethyl)-6-(4-hydroxyphenyl)imidazo[1,2-a]pyrazin-3(7H)-one</p>
	 <p>12-(2-chloropyridin-4-yl)-2-(furan-2-ylmethyl)benzo[f]imidazo[1,2-a]quinoxalin-3(11H)-one</p>
	 <p>5-(2-(furan-2-ylmethyl)-3-oxo-3,11-dihydrobenzo[f]imidazo[1,2-a]quinoxalin-12-yl)thiophene-2-carbonitrile</p>
	 <p>2-(furan-2-ylmethyl)-12-(quinolin-4-yl)benzo[f]imidazo[1,2-a]quinoxalin-3(11H)-one</p>

## Example 7. Luminescent Properties

**[00199] Luminescence Assay Procedure:** Each compound to be screened was dissolved in DMSO (5mM) and then further diluted to 100uM in NANO-GLO® Luciferase Assay Buffer. Each diluted substrate was then combined in equal volumes with purified NANOLUC® Luciferase diluted into CO<sub>2</sub> independent media+10% FBS. Initial light output for each substrate was measured in a GLOMAX®-Multi+ luminometer three minutes after substrate addition and then at five minute intervals as a means to determine signal half-life.

**[00200]** The synthesized coelenterazine analogues (compounds of formula (I) and (II)) were evaluated for their suitability as luciferase substrates. NANOLUC® luciferase was employed for the screening because it is a small (19 kDa), stable, and particularly bright enzyme. Table 1 demonstrates that the synthesized compounds possess relative light unit (RLUs) and half-life data that is comparable to a known coelenterazine analogue, 8-benzyl-2-(furan-2-ylmethyl)-6-phenylimidazo[1,2-a]pyrazin-3(7H)-one (furimazine), which is known to be superior to coelenterazine as a luciferase substrate. The data also show that many analogues produce red-shifted light as evidenced by an increase in  $\lambda_{\text{max}}$ .

Table 1

<b>Compound</b>	<b>RLU (@100uM)</b>	<b>half life @100uM</b>	<b><math>\lambda_{\text{max}}</math>, nm</b>
Furimazine	1	1	460
AS-410	6.3E-3	2.1	
AS-141	3.7E-6	0.1	
AS-142	1.7E-7	1.3	
AS-143	1.7E-7	0.1	
AS-144	8.4E-5	1.9	
AS-154			
AS-153	1.1E-3		
AS-155	7.4E-7		
JRW-0185	3.4E-4		
JRW-0231	1.9E-2		

JRW-0232	3.2E-2		
JRW-0236	0.03		
JRW-0238	0.99		
JRW-0446	0.014		487
JRW-0438	0.46		487
JRW-0445	0.24		502
AS-174	0.22		496
JRW-0240	1.3E-3		
AS-215	0.01		517
AS-216	3.5E-6		
AS-219	8.5E-6		
AS-218	8.9E-6		
AS-242	8.6E-5		517
AS-239	7E-6		
AS-221	8.9E-6		
AS-222	2.6E-7		
AS-240	2.6E-6		
AS-223	2.1E-6		
AS-227	4.2E-4		
AS-250	4.E-5		511
AS-243	2.2E-7		
AS-245	1.1E-6		
AS-258			
AS-256	3.6E-4		496
AS-270	4.6E-3		502

AS-269	0.26		490
AS-238	5.6E-7		
AS-237	1.4E-4		559
AS-274	2E-3		514
AS-224	1E-5		502
AS-229	6.4E-3		496
AS-236	4.7E-3		514
AS-262	2E-3		574
AS-280	6E-3		523
AS-282	9E-3		505
AS-277	3E-3		517
AS-273	0.013		496
AS-272	6E-3		508
AS-278	7E-4		499
AS-276	0.015		523
AS-271	0.048		532
AS-275	0.098		535
AS-310	9.99E-3		571
AS-313	3.62E-5		
AS-315	1.36E-3		
AS-314	1.81E-2		538
AS-343	5.54E-4		
AS-311	7.42E-3		505
AS-175	3.8E-3		514
AS-176	1.3E-3		496

AS-190	4.8E-6		496
AS-306	6.62E-3		544
AS-287	1.8E-4		556 (Autolum)
AS-295	6.78E-5		520(Autolum)
AS-333	9.16E-4		571
AS-330	6.94E-4		583
AS-332	1.05E-4		598
AS-337	7.36E-5		
AS-248	3.3E-4		520
AS-329	4.58E-6		
AS-321	2.2E-5		
AS-320	1.4E-5		
AS-319	4.69E-6		
AS-301	8.45E-5		529
AS-292	1.16E-6		
AS-293	1.86E-6		596 (Autolum)
AS-342	4.77E-2		538
AS-340	8.72E-5		574
AS-341	5.36E-3		583

Example 8. Screening 6'OH coelenterazine analogs with NanoLuc and Renilla Luciferase

**[00201] Luminescence Assay Procedure:** Each compound to be screened was diluted to a concentration of 100uM in Renilla Glo Luciferase Assay buffer (Promega Corporation) and then further diluted to 2x serial dilution in Renilla Glo Luciferase Assay Buffer.

NANOLUC® luciferase and Renilla luciferase were diluted to a concentration of 4ng/ml in OptiMEM+0.1% FBS. 50ul of each compound dilution was then mixed with 50ul of each enzyme dilution and incubated for 1 minute at room temperature. Light output for each

compound was measured on a GLOMAX®-Multi+ luminometer. Km and Vmax were calculated for each enzyme/substrate combination using a GraphPad Prism Michaelis-Menten non-linear fit (FIGS. 1A-1D).

**[00202]** FIGS. 1A-1D demonstrate that Renilla luciferase produced ~7X more light with Coelenterazine-H compared to Furimazine. NanoLuc® luciferase produced significantly more light than Renilla with both furimazine and Coelenterazine-H.

Table 2

	NanoLuc Fz	NanoLuc Coel-H	Renilla Fz	Renilla Coel-H
Vmax	33,470,000	19,790,000	8,910	64,494
Km	9.37	36.4	10.63	3.259

#### Example 9. Autoluminescence Determination

##### A. Substrate Titration

**[00203] Luminescence Assay Procedure:** Each compound to be screened was diluted to a concentration of 100uM in Renilla Glo Luciferase Assay buffer (Promega Corporation), and 50ul mixed with 50ul of OptiMEM + 0.1% FBS. Light output for each compound was measured on a GLOMAX®-Multi+ luminometer.

**[00204]** FIG. 2A demonstrates that AS-353 produced ~9X more autoluminescence compared to Furimazine or coelenterazine-H, and AS-361 produced ~2X more autoluminescence compared to Furimazine or Coelenterazine-H.

##### B. Enzyme Titration

**[00205] Luminescence Assay Procedure:** Renilla luciferase and NanoLuc Luciferase were diluted to a concentration of 4ug/ml (4ng/uL) in OptiMEM + 0.1% FBS. 10x serial dilutions of the luciferases were then prepared in OptiMEM + 0.1% FBS. Each substrate was diluted to 100uM into Renilla Glo Luciferase assay buffer (Promega Corporation). The 10x enzyme serial dilutions were then combined with the substrate dilutions, 50ul mixed with 50ul compound, and incubated for 1 minute at room temperature. Light output for each compound was measured on a GLOMAX®-Multi+ luminometer.

**[00206]** FIG. 2B demonstrates that the combination of NanoLuc® luciferase and AS-360 provides the brightest luminescence in the panel tested and is nearly 30X brighter than both Renilla and NanoLuc® luciferase with AS-361. AS-353 produces ~100X lower RLU values

with NanoLuc compared to AS-360. Renilla Luciferase produces enzyme dependent luminescence with AS-353 only at the highest enzyme concentration.

Example 10. Luminescence and Autoluminescence Determination in Various Buffers Using NANOLUC® Luciferase or Renilla Luciferase

**[00207] Luminescence Assay Procedure:** Each compound to be screened was diluted to a concentration of 100uM (50uM final concentration) in Renilla Glo Luciferase Assay buffer (Promega Corporation), NANO-GLO Luciferase Assay Buffer (Promega Corporation), or 20uM (10uM final) in OptiMEM + 0.1% FBS. NANOLUC® luciferase and Renilla luciferase were serially diluted to 4, 40, and 400ng/ml in OptiMEM + 0.1% FBS. 50ul of each compound dilution was mixed with 50ul enzyme dilution and incubated for 1 minute at room temperature. Autoluminescence spectra of AS-353 was measured by adding 20uM of substrate to OptiMEM+20% FBS and then 50ul of this dilution was combined with 50ul of OptiMEM+0.1% FBS. Spectral measurements were measured using a Tecan M-1000 luminometer. (3 nM intervals/20 nM bandpass).

**[00208]** FIGS. 3A-3C and FIGS. 4A-4D demonstrate that all of the substrates tested shifted the NanoLuc® luciferase spectral properties to red (AS-353, AS-360, AS-361, AS-262, AS-310, AS-174). The spectral properties of Renilla were shifted to blue with ~50nM with Furimazine compared to Coelenterazine-H. The only substrate tested that shifted the Renilla spectra to red was AS-361.

Table 3

NanoLuc OptiMEM + 0.1% FBS				
Substrate	Low	Peak	High	Width
Fz	430	463	499	69
Coel-H	433	460	502	69
AS-353	544	583	637	93
AS-262	532	574	625	93
AS-360	532	583	646	114
AS-310	520	571	631	111
AS-361	454	493	535	81
AS-174	460	490	535	75
Renilla-Fz	403	430	472	69

Renilla-Coel-H	451	487	535	84
NanoLuc NanoGlo Buffer				
Substrate	Low	Peak	High	Width
Fz	433	463	520	87
Coel-H	433	466	508	75
AS-353	550	592	652	102
AS-262	535	577	634	99
AS-360	538	589	647	109
AS-310	526	574	631	105
AS-361	457	499	562	105
AS-174	460	493	541	81
Renilla/RenillaGlo				
Substrate	Low	Peak	High	Width
Fz	403	436	490	87
Coel-H	454	490	541	87
AS-360	451	487	553	102
AS-361	451	502	559	108

Table 4

Substrate	OptiMEM	NanoGlo	RenillaGlo	Autoluminescence
Fz	463	463		
Coel-H	460	466		
AS-353	583	592		574
AS-262	574	577		
AS-360	583	589		
AS-310	571	574		
AS-361	493	499		
AS-174	490	493		
Renilla-Fz	430		436	
Renilla-Coel-H	487		490	

Renilla AS-360			487	
Renilla AS-361			502	

#### Example 11. BRET (bioluminescent resonance energy transfer) Spectral Measurements

##### A. In Vitro

**[00209] Assay Procedure:** Each compound to be screened was diluted to a concentration of 50uM in PBS. Then, 5nM of a NanoLuc-HaloTag fusion protein (Promega Corporation), 5nM NanoBRET618 HALOTAG® ligand, and 50 µM compound were combined, and spectral measurements taken using a BMG ClarioStar (500 msec integration time, 2 nm intervals/20 nm bandpass). A “no acceptor” control containing only the NanoLuc-HaloTag fusion protein (i.e., no NanoBRET618 HALOTAG® ligand) was also performed for each compound to determine emission spectra of the compounds.

**[00210]** The results in FIGS. 5A-5I demonstrate that the compounds tested in this experiment are suitable as donors for BRET based detection systems. In addition, the data indicates that energy transfer efficiency increases when decreasing the spectral separation between the compound (BRET donor) and NanoBRET618 HALOTAG® ligand (acceptor).

##### B. Protein-Protein Interaction in HeLa Cells

**[00211] Assay Procedure:** HeLa cells were transiently transfected with constructs for the expression of Frb-NANOLUC® fusion protein and FKBP-HALOTAG® fusion protein (both from Promega Corporation) at a 1:5 DNA ratio and plated in a white 96-well tissue culture plate at a density of 20,000 cells per well in DMEM + 10% FBS. After 24 hours, the cells were labeled (FKBP-HaloTag) by replacing the medium with OptiMEM containing 250nM NanoBRET618 HALOTAG® ligand (Promega Corporation) followed by a 60 minute incubation. The protein-protein interaction (PPI) between FKBP-HaloTag and Frb-NanoLuc was induced by the addition of either a serial dilution of rapamycin (FIGS. 6A-6F) or 1uM rapamycin (FIGS. 7A-7F) followed by a 10 minute incubation period. Each compound was then added to a well of cells at a final concentration of 50uM. Spectral measurements were taken immediately after compound addition on a BMG ClarioStar (500 msec integration time, 2 nm intervals /20 nm bandpass).

**[00212]** The results in FIGS. 6A-6F demonstrate the use of the compounds as a donor in a BRET-based assay for the detection of protein-protein interactions in living cells. The treatment with rapamycin leads to a dose dependent change in the emission ratio (610/460)

indicative of the change in energy transfer between the compounds (donor) and NanoBRET618 substrate.

**[00213]** The results in FIGS. 7A-7F show a comparison of emission spectra obtained from untreated and rapamycin treated cells respectively to demonstrate the treatment induced change in energy transfer between the compounds (donor) and NanoBRET618 substrate.

Example 12. Effect of Substrates on Cell Viability

**[00214] Assay Procedure:** HEK293 or HeLa cells were plated into wells of a white, 96-well tissue culture plate in 100 ml DMEM + 10% FBS and incubated for 24h at 37°C. The medium was then replaced with 100 ml DMEM + 10% FBS supplemented with a serial titration of the indicated substrate followed by 6h incubation at 37°C. Cell viability was assessed using CellTiter Glo (Promega) following manufacturer's instructions. Figures 8A-8B show the means  $\pm$  SEM of 3 independent experiments performed in triplicate.

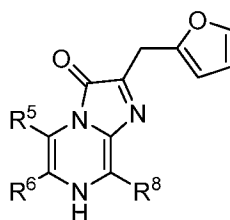
**[00215]** It is understood that the foregoing detailed description and accompanying examples are merely illustrative and are not to be taken as limitations upon the scope of the invention, which is defined solely by the appended claims and their equivalents.

**[00216]** Various changes and modifications to the disclosed embodiments will be apparent to those skilled in the art. Such changes and modifications, including without limitation those relating to the chemical structures, substituents, derivatives, intermediates, syntheses, compositions, formulations, or methods of use of the invention, may be made without departing from the spirit and scope thereof.

## CLAIMS

What is claimed is:

1. A compound of formula (I)



(I),

or a tautomer, or a salt thereof, wherein

R<sup>5</sup> is hydrogen, halogen, hydroxy, cyano, nitro, amino, alkylamino, dialkylamino, alkyl, alkenyl, alkynyl, alkoxy, heteroalkyl, aryl, bicyclic aryl, tricyclic aryl, heteroaryl, bicyclic heteroaryl, tricyclic heteroaryl, heterocycle, cycloalkyl, or cycloalkenyl;

R<sup>6</sup> is alkyl, alkenyl, alkynyl, alkoxy, heteroalkyl, aryl, bicyclic aryl, tricyclic aryl, heteroaryl, bicyclic heteroaryl, tricyclic heteroaryl, heterocycle, cycloalkyl, or cycloalkenyl;  
or

R<sup>5</sup> and R<sup>6</sup> together with the atoms to which they are attached, form a 5- or 6-membered partially unsaturated or fully unsaturated ring, the 5- or 6-membered ring optionally containing 1, 2 or 3 heteratoms or heteroatom groups each independently selected from the group consisting of O, N, S, NO, SO and SO<sub>2</sub> as ring members, the 5- or 6-membered ring optionally fused to an aryl, heteroaryl, heterocycle, or cycloalkyl, the 5- or 6-membered ring substituted with 0, 1, 2, 3, or 4 substituents, each independently selected from the group consisting of halogen, =O, =S, cyano, nitro, fluoroalkyl, alkoxyfluoroalkyl, fluoroalkoxy, alkyl, alkenyl, alkynyl, haloalkyl, haloalkoxy, heteroalkyl, cycloalkyl, cycloalkenyl, aryl, heteroaryl, heterocycle, cycloalkylalkyl, heteroarylalkyl, arylalkyl, hydroxy, hydroxyalkyl, alkoxy, alkoxyalkyl, alkylene, aryloxy, phenoxy, benzyloxy, amino, alkylamino, dialkylamino, acylamino, aminoalkyl, arylamino, sulfonylamino, sulfinylamino, sulfonyl, alkylsulfonyl, arylsulfonyl, aminosulfonyl, sulfinyl, -COOH, ketone, amide, carbamate, silyl, substituted silyl, t-butyl dimethylsilyl, alkylsulfanyl, sulfanyl, and acyl; and

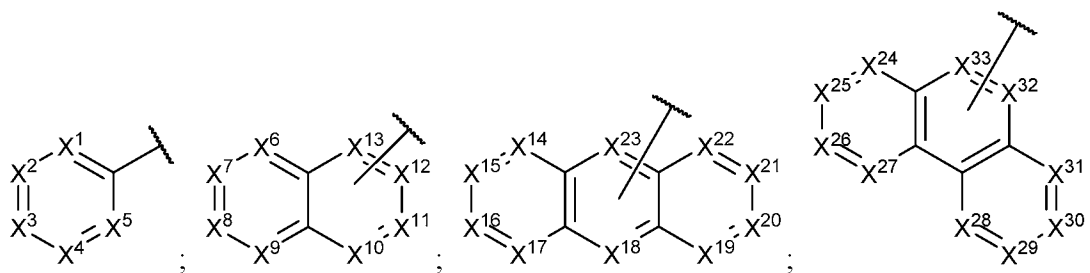
R<sup>8</sup> is alkyl, alkenyl, alkynyl, alkoxy, heteroalkyl, aryl, bicyclic aryl, tricyclic aryl, heteroaryl, bicyclic heteroaryl, tricyclic heteroaryl, heterocycle, cycloalkyl, or cycloalkenyl;

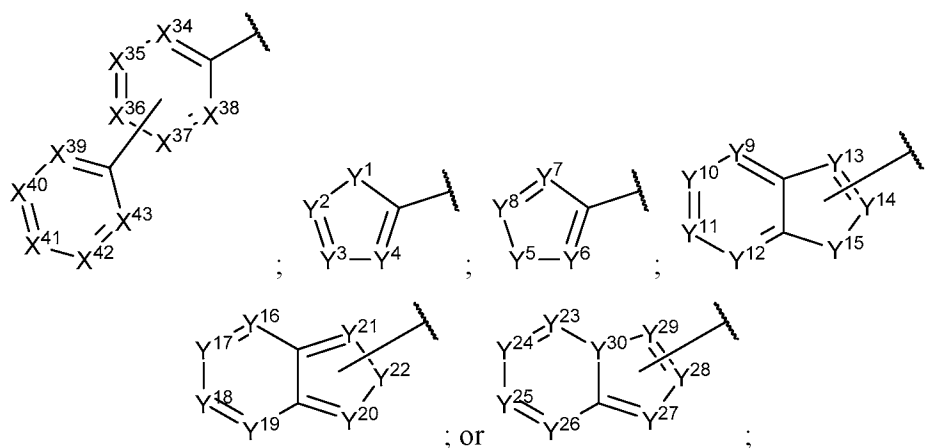
wherein said alkyl, alkenyl, alkynyl, alkoxy, heteroalkyl, aryl, bicyclic aryl, tricyclic aryl, heteroaryl, bicyclic heteroaryl, tricyclic heteroaryl, heterocycle, cycloalkyl, and cycloalkenyl, at each occurrence, are independently substituted with 0, 1, 2, 3, 4, 5, 6, 7, 8, 9, or 10 substituents, each independently selected from the group consisting of halogen, =O, =S, cyano, nitro, fluoroalkyl, alkoxyfluoroalkyl, fluoroalkoxy, alkyl, alkenyl, alkynyl, haloalkyl, haloalkoxy, heteroalkyl, cycloalkyl, cycloalkenyl, aryl, heteroaryl, heterocycle, cycloalkylalkyl, heteroarylalkyl, arylalkyl, hydroxy, hydroxyalkyl, alkoxy, alkoxyalkyl, alkylene, aryloxy, phenoxy, benzyloxy, amino, alkylamino, dialkylamino, acylamino, aminoalkyl, arylamino, sulfonylamino, sulfinylamino, sulfonyl, alkylsulfonyl, arylsulfonyl, aminosulfonyl, sulfinyl, -COOH, ketone, amide, carbamate, silyl, substituted silyl, t-butyl dimethylsilyl, alkylsulfonyl, sulfanyl, and acyl;

provided that the following compounds are excluded from formula (I):

8-benzyl-2-(furan-2-ylmethyl)-6-phenylimidazo[1,2-a]pyrazin-3(7H)-one; and  
8-benzyl-2-(furan-2-ylmethyl)-6-(4-hydroxyphenyl)imidazo[1,2-a]pyrazin-3(7H)-one.

2. The compound of claim 1, wherein R<sup>5</sup> is hydrogen, cyano, C<sub>1</sub>-C<sub>6</sub>-alkyl, C<sub>1</sub>-C<sub>6</sub>-alkoxy, C<sub>1</sub>-C<sub>6</sub>-haloalkyl, C<sub>1</sub>-C<sub>6</sub>-haloalkoxy, C<sub>1</sub>-C<sub>6</sub>-alkylamino, C<sub>1</sub>-C<sub>6</sub>-dialkylamino, or phenyl.
3. The compound of claim 1, wherein R<sup>5</sup> is hydrogen.
4. The compound of any of claims 1-3, wherein R<sup>6</sup> is aryl, bicyclic aryl, tricyclic aryl, biphenyl, heteroaryl, bicyclic heteroaryl, or tricyclic heteroaryl; substituted with 0, 1, 2, or 3 substituents, each independently selected from the group consisting of halogen, hydroxy, cyano, amino, nitro, C<sub>1</sub>-C<sub>6</sub>-alkyl, C<sub>1</sub>-C<sub>6</sub>-alkoxy, C<sub>1</sub>-C<sub>6</sub>-haloalkyl, C<sub>1</sub>-C<sub>6</sub>-haloalkoxy, C<sub>1</sub>-C<sub>6</sub>-alkylamino, and C<sub>1</sub>-C<sub>6</sub>-dialkylamino.
5. The compound of any of claims 1-3, wherein R<sup>6</sup> is





wherein

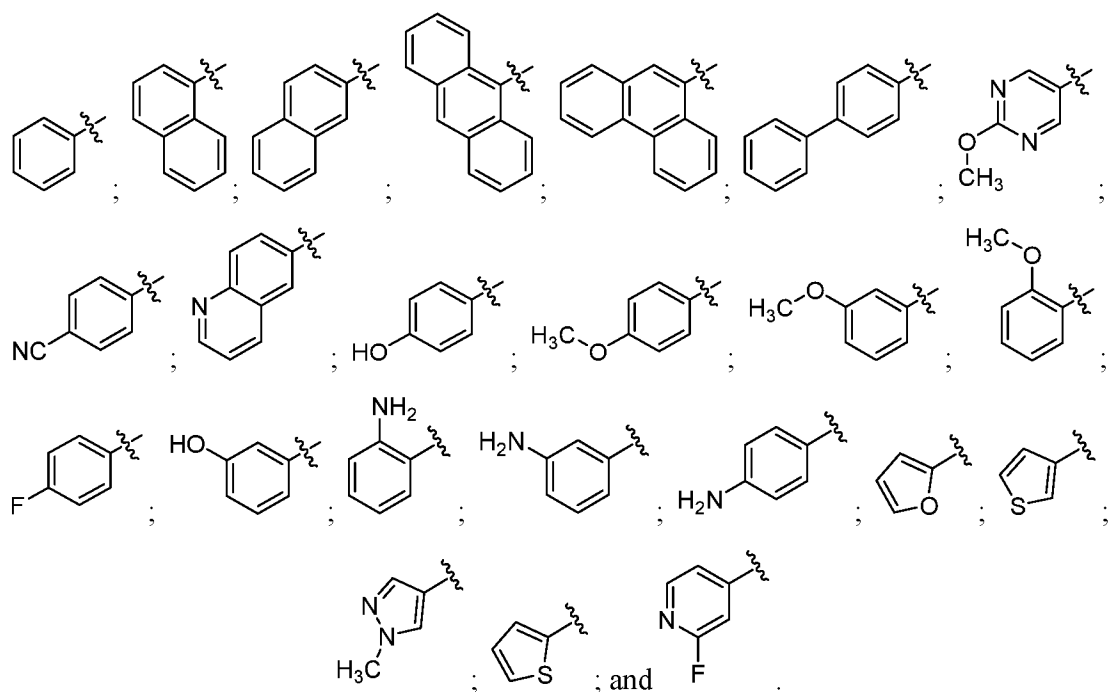
X<sup>1</sup>-X<sup>43</sup> are each independently CR<sup>11</sup> or N, wherein R<sup>11</sup>, at each occurrence, is independently selected from the group consisting of hydrogen, halogen, hydroxy, cyano, amino, nitro, C<sub>1</sub>-C<sub>6</sub>-alkyl, C<sub>2</sub>-C<sub>6</sub>-alkenyl, C<sub>2</sub>-C<sub>6</sub>-alkynyl, C<sub>1</sub>-C<sub>6</sub>-alkoxy, C<sub>1</sub>-C<sub>6</sub>-haloalkyl, C<sub>1</sub>-C<sub>6</sub>-haloalkoxy, C<sub>1</sub>-C<sub>6</sub>-alkylamino, C<sub>1</sub>-C<sub>6</sub>-dialkylamino, and C<sub>1</sub>-C<sub>6</sub>-heteroalkyl; provided that one of X<sup>6</sup>-X<sup>13</sup> is C where the R<sup>6</sup> attaches to the parent molecular formula; provided that one of X<sup>14</sup>-X<sup>23</sup> is C where the R<sup>6</sup> attaches to the parent molecular formula; provided that one of X<sup>24</sup>-X<sup>33</sup> is C where the R<sup>6</sup> attaches to the parent molecular formula; provided that one of X<sup>34</sup>-X<sup>38</sup> is C to attach to the ring containing X<sup>39</sup>-X<sup>43</sup>,

Y<sup>1</sup>, Y<sup>5</sup>, Y<sup>15</sup>, and Y<sup>22</sup> are O, S, or NR<sup>12</sup>, wherein R<sup>12</sup> is hydrogen, C<sub>1</sub>-C<sub>6</sub>-alkyl, or C<sub>1</sub>-C<sub>6</sub>-haloalkyl;

Y<sup>30</sup> is N;

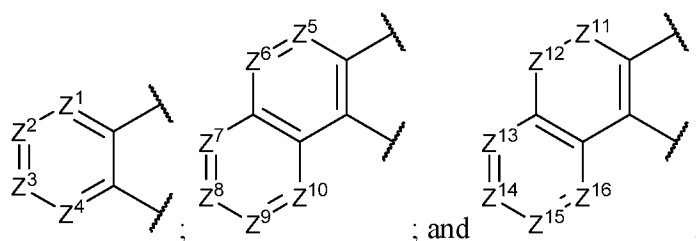
Y<sup>2</sup>-Y<sup>4</sup>, Y<sup>6</sup>-Y<sup>14</sup>, Y<sup>16</sup>-Y<sup>21</sup>, and Y<sup>23</sup>-Y<sup>29</sup> are each independently CR<sup>13</sup> or N, wherein R<sup>13</sup>, at each occurrence, is independently selected from the group consisting of hydrogen, halogen, hydroxy, cyano, amino, nitro, C<sub>1</sub>-C<sub>6</sub>-alkyl, C<sub>2</sub>-C<sub>6</sub>-alkenyl, C<sub>2</sub>-C<sub>6</sub>-alkynyl, C<sub>1</sub>-C<sub>6</sub>-alkoxy, C<sub>1</sub>-C<sub>6</sub>-haloalkyl, C<sub>1</sub>-C<sub>6</sub>-haloalkoxy, C<sub>1</sub>-C<sub>6</sub>-alkylamino, C<sub>1</sub>-C<sub>6</sub>-dialkylamino, and C<sub>1</sub>-C<sub>6</sub>-heteroalkyl; provided that one of Y<sup>9</sup>-Y<sup>14</sup> is C where the R<sup>6</sup> attaches to the parent molecular formula; provided that one of Y<sup>16</sup>-Y<sup>21</sup> is C where the R<sup>6</sup> attaches to the parent molecular formula; and provided that one of Y<sup>23</sup>-Y<sup>29</sup> is C where the R<sup>6</sup> attaches to the parent molecular formula.

6. The compound of any of claims 1-3, wherein R<sup>6</sup> is selected from the group consisting of:



7. The compound of claim 1, wherein  $R^5$  and  $R^6$  together with the atoms to which they are attached, form a 6-membered partially unsaturated or fully unsaturated ring, the 6-membered ring optionally containing 1, 2 or 3 heteratoms or heteroatom groups each independently selected from the group consisting of O, N, S, NO, SO and  $SO_2$  as ring members, the 6-membered ring optionally fused to an aryl, 5- or 6-membered heteroaryl, 5- or 6-membered heterocycle, or 5-, 6- or 7-membered cycloalkyl, the 6-membered ring and the optionally fused ring each independently substituted with 0, 1, 2, 3, or 4 substituents each independently selected from the group consisting of halogen,  $=O$ ,  $=S$ , cyano, nitro, fluoroalkyl, alkoxyfluoroalkyl, fluoroalkoxy, alkyl, alkenyl, alkynyl, haloalkyl, haloalkoxy, heteroalkyl, cycloalkyl, cycloalkenyl, aryl, heteroaryl, heterocycle, cycloalkylalkyl, heteroarylalkyl, arylalkyl, hydroxy, hydroxyalkyl, alkoxy, alkoxyalkyl, alkylene, aryloxy, phenoxy, benzyloxy, amino, alkylamino, dialkylamino, acylamino, aminoalkyl, arylamino, sulfonylamino, sulfinylamino, sulfonyl, alkylsulfonyl, arylsulfonyl, aminosulfonyl, sulfinyl,  $-COOH$ , ketone, amide, carbamate, silyl, substituted silyl, t-butyldimethylsilyl, alkylsulfanyl, sulfanyl, and acyl.

8. The compound of claim 1, wherein  $R^5$  and  $R^6$  together with the atoms to which they are attached, form a ring system selected from the group consisting of:

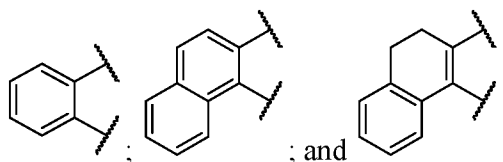


wherein

$Z^1$ - $Z^{10}$  and  $Z^{13}$ - $Z^{16}$  are each independently  $CR^{14}$  or N, wherein  $R^{14}$ , at each occurrence, is independently selected from the group consisting of hydrogen, halogen, hydroxy, cyano, amino, nitro,  $C_1$ - $C_6$ -alkyl,  $C_2$ - $C_6$ -alkenyl,  $C_2$ - $C_6$ -alkynyl,  $C_1$ - $C_6$ -alkoxy,  $C_1$ - $C_6$ -haloalkyl,  $C_1$ - $C_6$ -haloalkoxy,  $C_1$ - $C_6$ -alkylamino,  $C_1$ - $C_6$ -dialkylamino, and  $C_1$ - $C_6$ -heteroalkyl; and

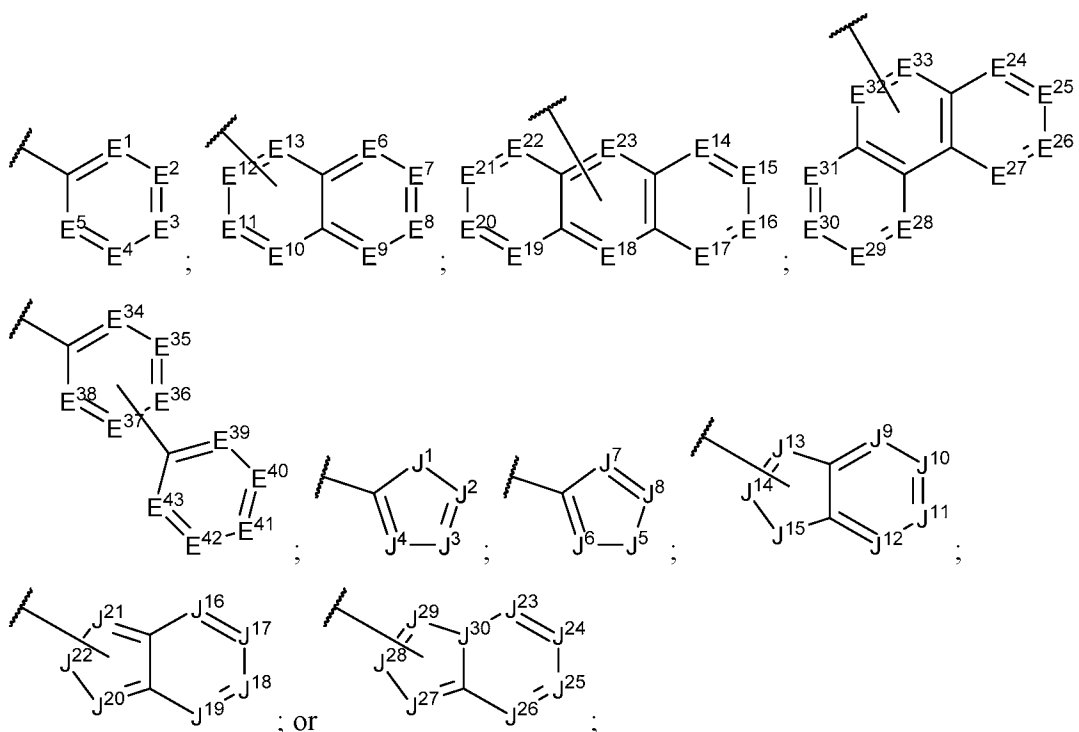
$Z^{11}$  and  $Z^{12}$  are each independently  $CR^{15}R^{16}$ ,  $NR^{17}$ , O, or S; wherein  $R^{15}$  and  $R^{16}$ , at each occurrence, are each independently selected from the group consisting of hydrogen, halogen, hydroxy, cyano, amino, nitro,  $C_1$ - $C_6$ -alkyl,  $C_2$ - $C_6$ -alkenyl,  $C_2$ - $C_6$ -alkynyl,  $C_1$ - $C_6$ -alkoxy,  $C_1$ - $C_6$ -haloalkyl,  $C_1$ - $C_6$ -haloalkoxy,  $C_1$ - $C_6$ -alkylamino,  $C_1$ - $C_6$ -dialkylamino, and  $C_1$ - $C_6$ -heteroalkyl; and  $R^{17}$ , at each occurrence, is independently selected from the group consisting of hydrogen,  $C_1$ - $C_6$ -alkyl, and  $C_1$ - $C_6$ -haloalkyl.

9. The compound of claim 1, wherein  $R^5$  and  $R^6$  together with the atoms to which they are attached, form a ring system selected from the group consisting of:



10. The compound of any of claims 1-9, wherein  $R^8$  is aryl, bicyclic aryl, tricyclic aryl, biphenyl, heteroaryl, bicyclic heteroaryl, tricyclic heteroaryl, heterocycle, or cycloalkyl; substituted with 0, 1, 2, or 3 substituents, each independently selected from the group consisting of halogen, =O, =S, hydroxy, cyano, amino, nitro,  $C_1$ - $C_6$ -alkyl,  $C_1$ - $C_6$ -alkoxy,  $C_1$ - $C_6$ -haloalkyl,  $C_1$ - $C_6$ -haloalkoxy,  $C_1$ - $C_6$ -alkylamino, and  $C_1$ - $C_6$ -dialkylamino.

11. The compound of any of claims 1-9, wherein  $R^8$  is



wherein

$E^1$ - $E^{43}$  are each independently  $CR^{21}$  or N, wherein  $R^{21}$ , at each occurrence, is independently selected from the group consisting of hydrogen, halogen, hydroxy, cyano, amino, nitro,  $C_1$ - $C_6$ -alkyl,  $C_2$ - $C_6$ -alkenyl,  $C_2$ - $C_6$ -alkynyl,  $C_1$ - $C_6$ -alkoxy,  $C_1$ - $C_6$ -haloalkyl,  $C_1$ - $C_6$ -haloalkoxy,  $C_1$ - $C_6$ -alkylamino,  $C_1$ - $C_6$ -dialkylamino, and  $C_1$ - $C_6$ -heteroalkyl; provided that one of  $E^6$ - $E^{13}$  is C where the  $R^8$  attaches to the parent molecular formula; provided that one of  $E^{14}$ - $E^{23}$  is C where the  $R^8$  attaches to the parent molecular formula; provided that one of  $E^{24}$ - $E^{33}$  is C where the  $R^8$  attaches to the parent molecular formula; provided that one of  $E^{34}$ - $E^{38}$  is C to attach to the ring containing  $E^{39}$ - $E^{43}$ ;

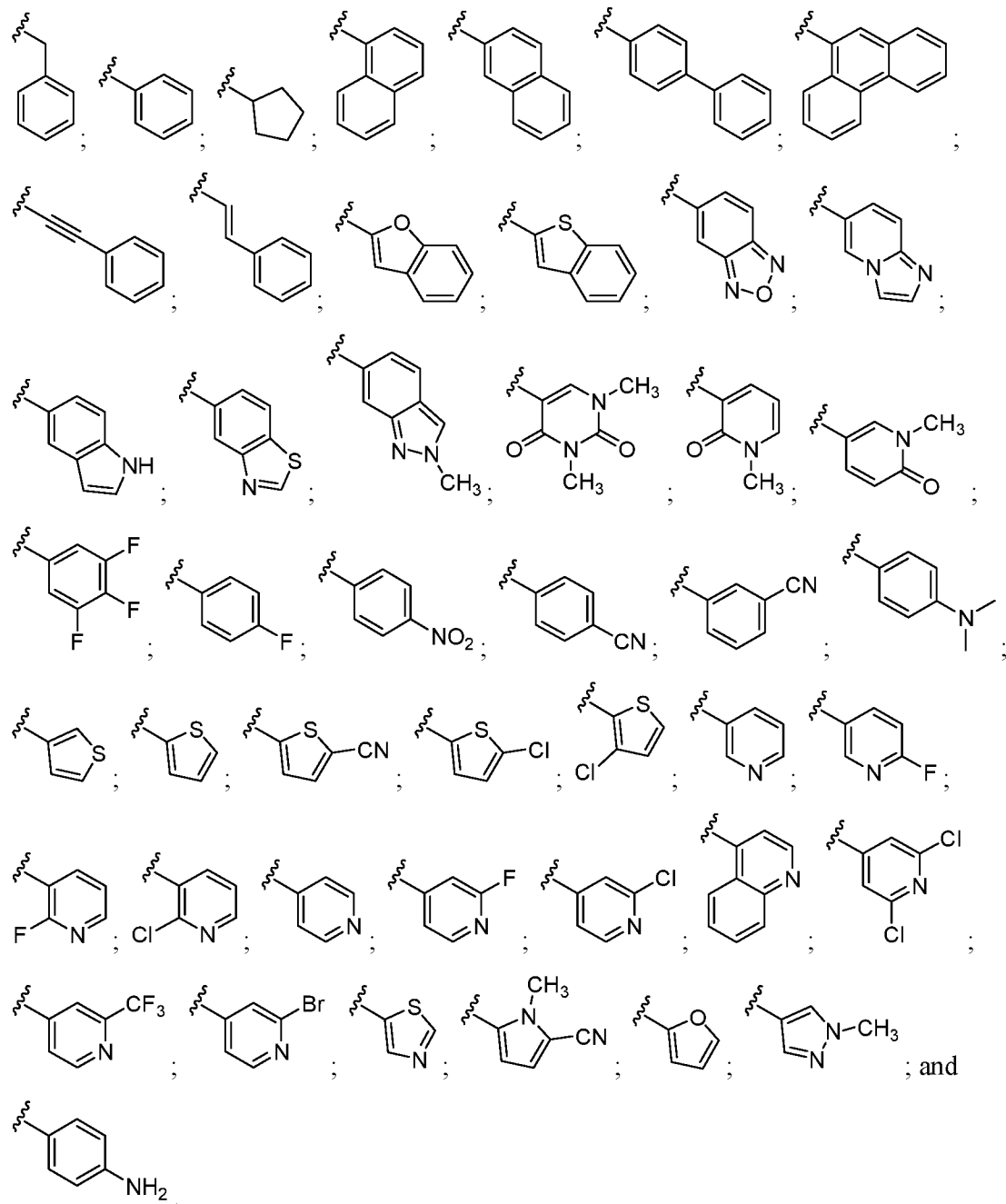
$J^1$ ,  $J^5$ ,  $J^{15}$ , and  $J^{22}$  are O, S, or  $NR^{22}$ , wherein  $R^{22}$  is hydrogen,  $C_1$ - $C_6$ -alkyl, or  $C_1$ - $C_6$ -haloalkyl;

$J^{30}$  is N;

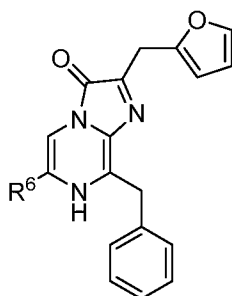
$J^2$ - $J^4$ ,  $J^6$ - $J^{14}$ ,  $J^{16}$ - $J^{21}$ , and  $J^{23}$ - $J^{29}$  are each independently  $CR^{23}$  or N, wherein  $R^{23}$ , at each occurrence, is independently selected from the group consisting of hydrogen, halogen, hydroxy, cyano, amino, nitro,  $C_1$ - $C_6$ -alkyl,  $C_2$ - $C_6$ -alkenyl,  $C_2$ - $C_6$ -alkynyl,  $C_1$ - $C_6$ -alkoxy,  $C_1$ - $C_6$ -haloalkyl,  $C_1$ - $C_6$ -haloalkoxy,  $C_1$ - $C_6$ -alkylamino,  $C_1$ - $C_6$ -dialkylamino, and  $C_1$ - $C_6$ -heteroalkyl; provided that one of  $J^9$ - $J^{14}$  is C where the  $R^8$  attaches to the parent molecular formula; provided that one of  $J^{16}$ - $J^{21}$  is C where the  $R^8$  attaches to the parent molecular

formula; and provided that one of J<sup>23</sup>-J<sup>29</sup> is C where the R<sup>8</sup> attaches to the parent molecular formula.

12. The compound of any of claims 1-9, wherein R<sup>8</sup> is selected from the group consisting of:



13. The compound of any of claims 1, 4, 5, or 6, having formula (I-a),

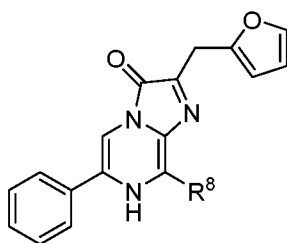


(I-a).

14. The compound of claim 13, selected from the group consisting of:

- 8-benzyl-2-(furan-2-ylmethyl)-6-(naphthalen-1-yl)imidazo[1,2-a]pyrazin-3(7H)-one;  
 8-benzyl-2-(furan-2-ylmethyl)-6-(naphthalen-2-yl)imidazo[1,2-a]pyrazin-3(7H)-one;  
 6-(anthracen-9-yl)-8-benzyl-2-(furan-2-ylmethyl)imidazo[1,2-a]pyrazin-3(7H)-one;  
 8-benzyl-2-(furan-2-ylmethyl)-6-(phenanthren-9-yl)imidazo[1,2-a]pyrazin-3(7H)-one;  
 6-([1,1'-biphenyl]-4-yl)-8-benzyl-2-(furan-2-ylmethyl)imidazo[1,2-a]pyrazin-3(7H)-one;  
 8-benzyl-2-(furan-2-ylmethyl)-6-(2-methoxypyrimidin-5-yl)imidazo[1,2-a]pyrazin-3(7H)-one;  
 one;  
 4-(8-benzyl-2-(furan-2-ylmethyl)-3-oxo-3,7-dihydroimidazo[1,2-a]pyrazin-6-yl)benzonitrile;  
 8-benzyl-2-(furan-2-ylmethyl)-6-(quinolin-6-yl)imidazo[1,2-a]pyrazin-3(7H)-one;  
 8-benzyl-2-(furan-2-ylmethyl)-6-(4-methoxyphenyl)imidazo[1,2-a]pyrazin-3(7H)-one;  
 8-benzyl-2-(furan-2-ylmethyl)-6-(3-methoxyphenyl)imidazo[1,2-a]pyrazin-3(7H)-one;  
 8-benzyl-2-(furan-2-ylmethyl)-6-(2-methoxyphenyl)imidazo[1,2-a]pyrazin-3(7H)-one;  
 8-benzyl-6-(4-fluorophenyl)-2-(furan-2-ylmethyl)imidazo[1,2-a]pyrazin-3(7H)-one;  
 8-benzyl-2-(furan-2-ylmethyl)-6-(3-hydroxyphenyl)imidazo[1,2-a]pyrazin-3(7H)-one;  
 6-(2-aminophenyl)-8-benzyl-2-(furan-2-ylmethyl)imidazo[1,2-a]pyrazin-3(7H)-one;  
 6-(3-aminophenyl)-8-benzyl-2-(furan-2-ylmethyl)imidazo[1,2-a]pyrazin-3(7H)-one; and  
 6-(4-aminophenyl)-8-benzyl-2-(furan-2-ylmethyl)imidazo[1,2-a]pyrazin-3(7H)-one;  
 or a tautomer, or a salt thereof.

15. The compound of any of claims 1, 10, 11, or 12, having formula (I-b),

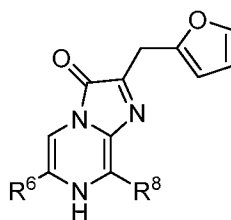


(I-b).

16. The compound of claim 15, selected from the group consisting of:
- 2-(furan-2-ylmethyl)-6,8-diphenylimidazo[1,2-a]pyrazin-3(7H)-one;
  - 8-cyclopentyl-2-(furan-2-ylmethyl)-6-phenylimidazo[1,2-a]pyrazin-3(7H)-one;
  - 2-(furan-2-ylmethyl)-8-(naphthalen-1-yl)-6-phenylimidazo[1,2-a]pyrazin-3(7H)-one;
  - 2-(furan-2-ylmethyl)-8-(naphthalen-2-yl)-6-phenylimidazo[1,2-a]pyrazin-3(7H)-one;
  - 8-([1,1'-biphenyl]-4-yl)-2-(furan-2-ylmethyl)-6-phenylimidazo[1,2-a]pyrazin-3(7H)-one;
  - 2-(furan-2-ylmethyl)-8-(phenanthren-9-yl)-6-phenylimidazo[1,2-a]pyrazin-3(7H)-one;
  - 2-(furan-2-ylmethyl)-6-phenyl-8-(phenylethynyl)imidazo[1,2-a]pyrazin-3(7H)-one;
  - (E)-2-(furan-2-ylmethyl)-6-phenyl-8-styrylimidazo[1,2-a]pyrazin-3(7H)-one;
  - 8-(benzofuran-2-yl)-2-(furan-2-ylmethyl)-6-phenylimidazo[1,2-a]pyrazin-3(7H)-one;
  - 8-(benzo[b]thiophen-2-yl)-2-(furan-2-ylmethyl)-6-phenylimidazo[1,2-a]pyrazin-3(7H)-one;
  - 8-(benzo[c][1,2,5]oxadiazol-5-yl)-2-(furan-2-ylmethyl)-6-phenylimidazo[1,2-a]pyrazin-3(7H)-one;
  - 2-(furan-2-ylmethyl)-8-(imidazo[1,2-a]pyridin-6-yl)-6-phenylimidazo[1,2-a]pyrazin-3(7H)-one;
  - 2-(furan-2-ylmethyl)-8-(1H-indol-5-yl)-6-phenylimidazo[1,2-a]pyrazin-3(7H)-one;
  - 8-(benzo[d]thiazol-5-yl)-2-(furan-2-ylmethyl)-6-phenylimidazo[1,2-a]pyrazin-3(7H)-one;
  - 2-(furan-2-ylmethyl)-8-(2-methyl-2H-indazol-6-yl)-6-phenylimidazo[1,2-a]pyrazin-3(7H)-one;
  - 5-(2-(furan-2-ylmethyl)-3-oxo-6-phenyl-3,7-dihydroimidazo[1,2-a]pyrazin-8-yl)-1,3-dimethylpyrimidine-2,4(1H,3H)-dione;
  - 2-(furan-2-ylmethyl)-8-(1-methyl-2-oxo-1,2-dihydropyridin-3-yl)-6-phenylimidazo[1,2-a]pyrazin-3(7H)-one;
  - 2-(furan-2-ylmethyl)-8-(1-methyl-6-oxo-1,6-dihydropyridin-3-yl)-6-phenylimidazo[1,2-a]pyrazin-3(7H)-one;
  - 2-(furan-2-ylmethyl)-6-phenyl-8-(3,4,5-trifluorophenyl)imidazo[1,2-a]pyrazin-3(7H)-one;

8-(4-fluorophenyl)-2-(furan-2-ylmethyl)-6-phenylimidazo[1,2-a]pyrazin-3(7H)-one;  
2-(furan-2-ylmethyl)-8-(4-nitrophenyl)-6-phenylimidazo[1,2-a]pyrazin-3(7H)-one;  
4-(2-(furan-2-ylmethyl)-3-oxo-6-phenyl-3,7-dihydroimidazo[1,2-a]pyrazin-8-yl)benzonitrile;  
3-(2-(furan-2-ylmethyl)-3-oxo-6-phenyl-3,7-dihydroimidazo[1,2-a]pyrazin-8-yl)benzonitrile;  
8-(4-(dimethylamino)phenyl)-2-(furan-2-ylmethyl)-6-phenylimidazo[1,2-a]pyrazin-3(7H)-one;  
2-(furan-2-ylmethyl)-6-phenyl-8-(thiophen-3-yl)imidazo[1,2-a]pyrazin-3(7H)-one;  
2-(furan-2-ylmethyl)-6-phenyl-8-(thiophen-2-yl)imidazo[1,2-a]pyrazin-3(7H)-one;  
5-(2-(furan-2-ylmethyl)-3-oxo-6-phenyl-3,7-dihydroimidazo[1,2-a]pyrazin-8-yl)thiophene-2-carbonitrile;  
8-(5-chlorothiophen-2-yl)-2-(furan-2-ylmethyl)-6-phenylimidazo[1,2-a]pyrazin-3(7H)-one;  
8-(3-chlorothiophen-2-yl)-2-(furan-2-ylmethyl)-6-phenylimidazo[1,2-a]pyrazin-3(7H)-one;  
2-(furan-2-ylmethyl)-6-phenyl-8-(pyridin-3-yl)imidazo[1,2-a]pyrazin-3(7H)-one;  
8-(6-fluoropyridin-3-yl)-2-(furan-2-ylmethyl)-6-phenylimidazo[1,2-a]pyrazin-3(7H)-one;  
8-(2-fluoropyridin-3-yl)-2-(furan-2-ylmethyl)-6-phenylimidazo[1,2-a]pyrazin-3(7H)-one;  
8-(2-chloropyridin-3-yl)-2-(furan-2-ylmethyl)-6-phenylimidazo[1,2-a]pyrazin-3(7H)-one;  
2-(furan-2-ylmethyl)-6-phenyl-8-(pyridin-4-yl)imidazo[1,2-a]pyrazin-3(7H)-one;  
8-(2-fluoropyridin-4-yl)-2-(furan-2-ylmethyl)-6-phenylimidazo[1,2-a]pyrazin-3(7H)-one;  
8-(2-chloropyridin-4-yl)-2-(furan-2-ylmethyl)-6-phenylimidazo[1,2-a]pyrazin-3(7H)-one;  
2-(furan-2-ylmethyl)-6-phenyl-8-(quinolin-4-yl)imidazo[1,2-a]pyrazin-3(7H)-one;  
8-(2,6-dichloropyridin-4-yl)-2-(furan-2-ylmethyl)-6-phenylimidazo[1,2-a]pyrazin-3(7H)-one;  
2-(furan-2-ylmethyl)-6-phenyl-8-(2-(trifluoromethyl)pyridin-4-yl)imidazo[1,2-a]pyrazin-3(7H)-one;  
8-(2-bromopyridin-4-yl)-2-(furan-2-ylmethyl)-6-phenylimidazo[1,2-a]pyrazin-3(7H)-one;  
2-(furan-2-ylmethyl)-6-phenyl-8-(thiazol-5-yl)imidazo[1,2-a]pyrazin-3(7H)-one; and  
5-(2-(furan-2-ylmethyl)-3-oxo-6-phenyl-3,7-dihydroimidazo[1,2-a]pyrazin-8-yl)-1-methyl-1H-pyrrole-2-carbonitrile;  
or a tautomer thereof, or a salt thereof.

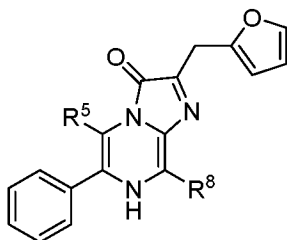
17. The compound of any of claims 1, 4-6, or 10-12, having formula (I-c),



(I-c).

18. The compound of claim 17, selected from the group consisting of:  
 6,8-di(furan-2-yl)-2-(furan-2-ylmethyl)imidazo[1,2-a]pyrazin-3(7H)-one;  
 2-(furan-2-ylmethyl)-6,8-di(thiophen-2-yl)imidazo[1,2-a]pyrazin-3(7H)-one;  
 2-(furan-2-ylmethyl)-6-(1-methyl-1H-pyrazol-3-yl)-8-(1-methyl-1H-pyrazol-4-yl)imidazo[1,2-a]pyrazin-3(7H)-one;  
 8-(2-fluoropyridin-4-yl)-2-(furan-2-ylmethyl)-6-(thiophen-2-yl)imidazo[1,2-a]pyrazin-3(7H)-one;  
 5-(2-(furan-2-ylmethyl)-3-oxo-6-(thiophen-2-yl)-3,7-dihydroimidazo[1,2-a]pyrazin-8-yl)thiophene-2-carbonitrile;  
 26,8-bis(2-fluoropyridin-4-yl)-2-(furan-2-ylmethyl)imidazo[1,2-a]pyrazin-3(7H)-one;  
 2-(furan-2-ylmethyl)-6-phenyl-8-(phenylethynyl)imidazo[1,2-a]pyrazin-3(7H)-one;  
 6-(4-aminophenyl)-2-(furan-2-ylmethyl)-8-(quinolin-4-yl)imidazo[1,2-a]pyrazin-3(7H)-one;  
 5-(6-(4-aminophenyl)-2-(furan-2-ylmethyl)-3-oxo-3,7-dihydroimidazo[1,2-a]pyrazin-8-yl)thiophene-2-carbonitrile;  
 6,8-bis(4-aminophenyl)-2-(furan-2-ylmethyl)imidazo[1,2-a]pyrazin-3(7H)-one;  
 2-(furan-2-ylmethyl)-6-(4-hydroxyphenyl)-8-(quinolin-4-yl)imidazo[1,2-a]pyrazin-3(7H)-one; and  
 5-(2-(furan-2-ylmethyl)-6-(4-hydroxyphenyl)-3-oxo-3,7-dihydroimidazo[1,2-a]pyrazin-8-yl)thiophene-2-carbonitrile;  
 or a tautomer thereof, or a salt thereof.

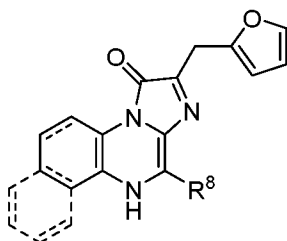
19. The compound of any of claims 1-3 or 10-12, having formula (I-d),



(I-d).

20. The compound of claim 19, selected from the group consisting of:  
 2-(furan-2-ylmethyl)-5,6,8-triphenylimidazo[1,2-a]pyrazin-3(7H)-one; and  
 2-(furan-2-ylmethyl)-3-oxo-6,8-diphenyl-3,7-dihydroimidazo[1,2-a]pyrazine-5-carbonitrile;  
 or a tautomer thereof, or a salt thereof.

21. The compound of any of claims 1, 10, 11, or 12, having formula (I-e),



(I-e),

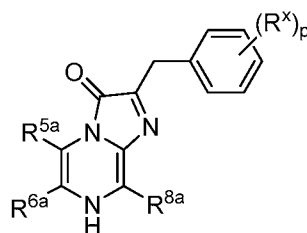
wherein each --- indicates an optional bond.

22. The compound of claim 21, selected from the group consisting of:  
 4-(2-chloropyridin-4-yl)-2-(furan-2-ylmethyl)imidazo[1,2-a]quinoxalin-1(5H)-one;  
 5-(2-(furan-2-ylmethyl)-1-oxo-1,5-dihydroimidazo[1,2-a]quinoxalin-4-yl)thiophene-2-carbonitrile;  
 12-(2-chloropyridin-4-yl)-2-(furan-2-ylmethyl)-5,11-dihydrobenzo[f]imidazo[1,2-a]quinoxalin-3(6H)-one;  
 5-(2-(furan-2-ylmethyl)-3-oxo-3,5,6,11-tetrahydrobenzo[f]imidazo[1,2-a]quinoxalin-12-yl)thiophene-2-carbonitrile; and  
 2-(furan-2-ylmethyl)-12-(quinolin-4-yl)-5,11-dihydrobenzo[f]imidazo[1,2-a]quinoxalin-3(6H)-one;  
 or a tautomer thereof, or a salt thereof.

23. The compound of claim 1, selected from the group consisting of:  
 8-(2-chloropyridin-4-yl)-2-(furan-2-ylmethyl)-6-(4-hydroxyphenyl)imidazo[1,2-a]pyrazin-3(7H)-one;  
 12-(2-chloropyridin-4-yl)-2-(furan-2-ylmethyl)benzo[f]imidazo[1,2-a]quinoxalin-3(11H)-one;

5-(2-(furan-2-ylmethyl)-3-oxo-3,11-dihydrobenzo[f]imidazo[1,2-a]quinoxalin-12-yl)thiophene-2-carbonitrile; and  
 2-(furan-2-ylmethyl)-12-(quinolin-4-yl)benzo[f]imidazo[1,2-a]quinoxalin-3(1H)-one;  
 or a tautomer thereof, or a salt thereof.

24. A compound of formula (II),



(II),

or a tautomer, or a salt thereof, wherein

R<sup>x</sup> is halogen, hydroxy, cyano, nitro, amino, alkylamino, dialkylamino, alkyl, alkenyl, alkynyl, alkoxy, heteroalkyl, aryl, bicyclic aryl, tricyclic aryl, heteroaryl, bicyclic heteroaryl, tricyclic heteroaryl, heterocycle, cycloalkyl, or cycloalkenyl;

p is 0, 1, 2, 3, 4, or 5;

R<sup>5a</sup> is hydrogen, halogen, hydroxy, cyano, nitro, amino, alkylamino, dialkylamino, alkyl, alkenyl, alkynyl, alkoxy, heteroalkyl, aryl, bicyclic aryl, tricyclic aryl, heteroaryl, bicyclic heteroaryl, tricyclic heteroaryl, heterocycle, cycloalkyl, or cycloalkenyl;

R<sup>6a</sup> is alkyl, alkenyl, alkynyl, alkoxy, heteroalkyl, aryl, bicyclic aryl, tricyclic aryl, heteroaryl, bicyclic heteroaryl, tricyclic heteroaryl, heterocycle, cycloalkyl, or cycloalkenyl;  
 or

R<sup>5a</sup> and R<sup>6a</sup> together with the atoms to which they are attached, form a 5- or 6-membered partially unsaturated or fully unsaturated ring, the 5- or 6-membered ring optionally containing 1, 2 or 3 heteratoms or heteroatom groups each independently selected from the group consisting of O, N, S, NO, SO and SO<sub>2</sub> as ring members, the 5- or 6-membered ring optionally fused to an aryl, heteroaryl, heterocycle, or cycloalkyl, the 5- or 6-membered ring substituted with 0, 1, 2, 3, or 4 substituents, each independently selected from the group consisting of halogen, =O, =S, cyano, nitro, fluoroalkyl, alkoxyfluoroalkyl, fluoroalkoxy, alkyl, alkenyl, alkynyl, haloalkyl, haloalkoxy, heteroalkyl, cycloalkyl, cycloalkenyl, aryl, heteroaryl, heterocycle, cycloalkylalkyl, heteroarylalkyl, arylalkyl, hydroxy, hydroxyalkyl, alkoxy, alkoxyalkyl, alkylene, aryloxy, phenoxy, benzyloxy, amino, alkylamino, dialkylamino, acylamino, aminoalkyl, arylamino, sulfonylamino, sulfinylamino,

sulfonyl, alkylsulfonyl, arylsulfonyl, aminosulfonyl, sulfinyl, -COOH, ketone, amide, carbamate, silyl, substituted silyl, t-butyldimethylsilyl, alkylsulfanyl, sulfanyl, and acyl; and

$R^{8a}$  is alkyl, alkenyl, alkynyl, alkoxy, heteroalkyl, aryl, bicyclic aryl, tricyclic aryl, heteroaryl, bicyclic heteroaryl, tricyclic heteroaryl, heterocycle, cycloalkyl, or cycloalkenyl;

wherein said alkyl, alkenyl, alkynyl, alkoxy, heteroalkyl, aryl, bicyclic aryl, tricyclic aryl, heteroaryl, bicyclic heteroaryl, tricyclic heteroaryl, heterocycle, cycloalkyl, and cycloalkenyl, at each occurrence, are independently substituted with 0, 1, 2, 3, 4, 5, 6, 7, 8, 9, or 10 substituents, each independently selected from the group consisting of halogen, =O, =S, cyano, nitro, fluoroalkyl, alkoxyfluoroalkyl, fluoroalkoxy, alkyl, alkenyl, alkynyl, haloalkyl, haloalkoxy, heteroalkyl, cycloalkyl, cycloalkenyl, aryl, heteroaryl, heterocycle, cycloalkylalkyl, heteroarylalkyl, arylalkyl, hydroxy, hydroxyalkyl, alkoxy, alkoxyalkyl, alkylene, aryloxy, phenoxy, benzyloxy, amino, alkylamino, dialkylamino, acylamino, aminoalkyl, arylamino, sulfonylamino, sulfinylamino, sulfonyl, alkylsulfonyl, arylsulfonyl, aminosulfonyl, sulfinyl, -COOH, ketone, amide, carbamate, silyl, substituted silyl, t-butyldimethylsilyl, alkylsulfanyl, sulfanyl, and acyl;

provided that  $R^x$  is not 4-hydroxy when p is 1,  $R^{5a}$  is not hydrogen, or  $R^{8a}$  is not benzyl, or any combination thereof.

25. The compound of claim 24, selected from the group consisting of:

2-benzyl-5-ethynyl-6,8-diphenylimidazo[1,2-a]pyrazin-3(7H)-one;

2-benzyl-3-oxo-6,8-diphenyl-3,7-dihydroimidazo[1,2-a]pyrazine-5-carbonitrile

2-benzyl-5-(dimethylamino)-6,8-diphenylimidazo[1,2-a]pyrazin-3(7H)-one; and

2-benzyl-5-methoxy-6,8-diphenylimidazo[1,2-a]pyrazin-3(7H)-one;

or a tautomer thereof, or a salt thereof.

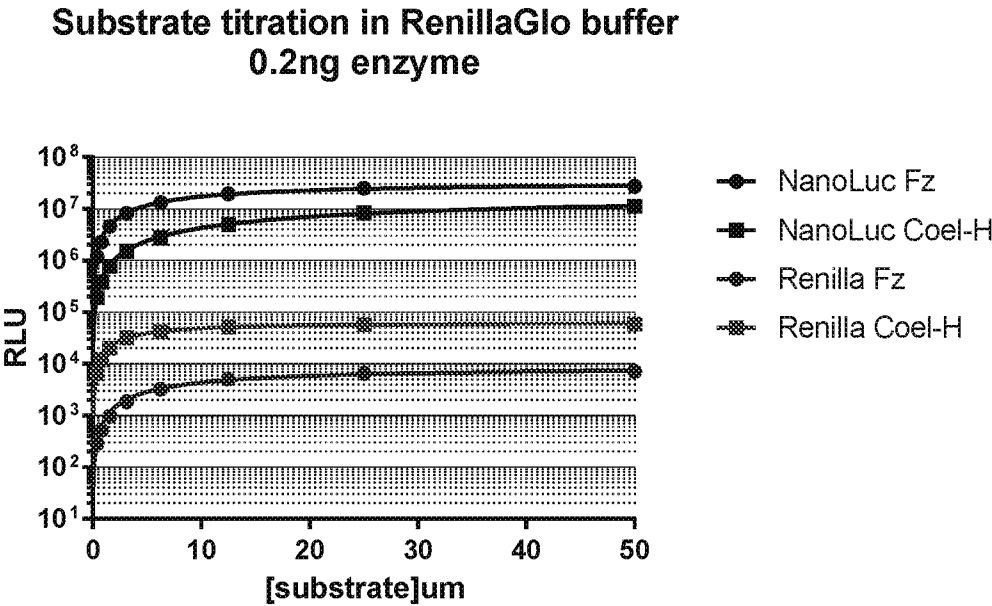
26. The compound of any one of claims 1-25, exhibiting a  $\lambda_{max}$  of 460-600 nanometers.

27. A kit comprising a compound of any one of claims 1-26.

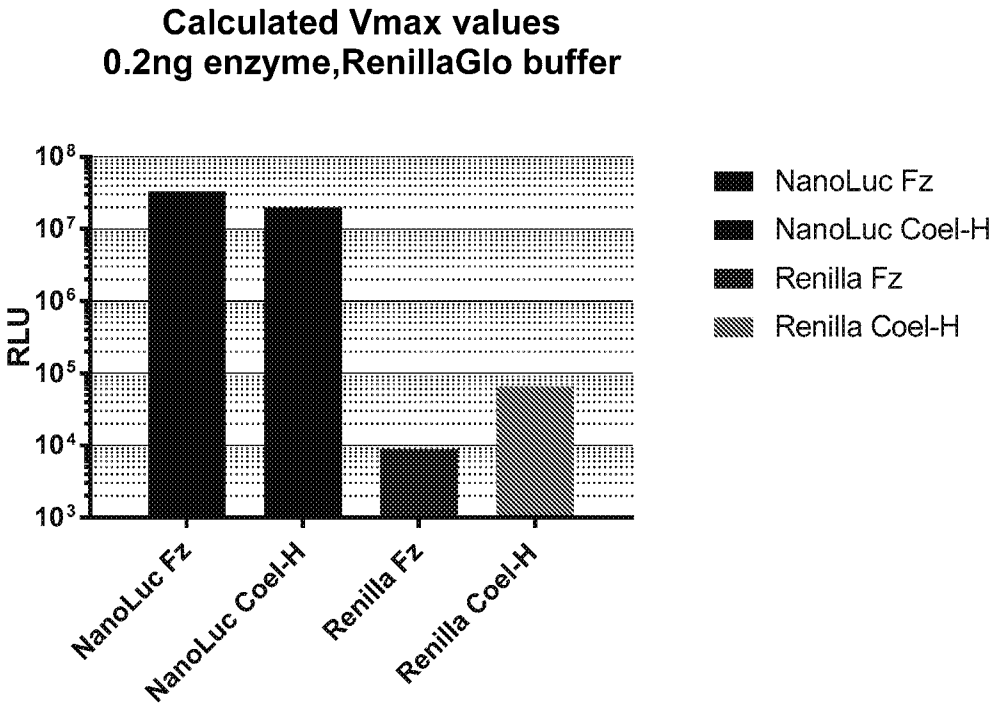
28. The kit of claim 27, further comprising a luciferase.

29. The kit of claim 27, further comprising a buffer reagent.

30. A method for detecting luminescence in a sample, the method comprising contacting a sample with a compound of any one of claims 1-26; contacting the sample with a coelenterazine-utilizing luciferase, if it is not present in the sample; and detecting luminescence.
31. The method of claim 30, wherein the sample contains live cells.
32. The method of claim 30, wherein the sample contains a coelenterazine-utilizing luciferase.
33. A method for detecting luminescence in a transgenic animal comprising administering a compound of any one of claims 1-26 to a transgenic animal; and detecting luminescence; wherein the transgenic animal expresses a coelenterazine-utilizing luciferase.



**FIG. 1A**



**FIG. 1B**

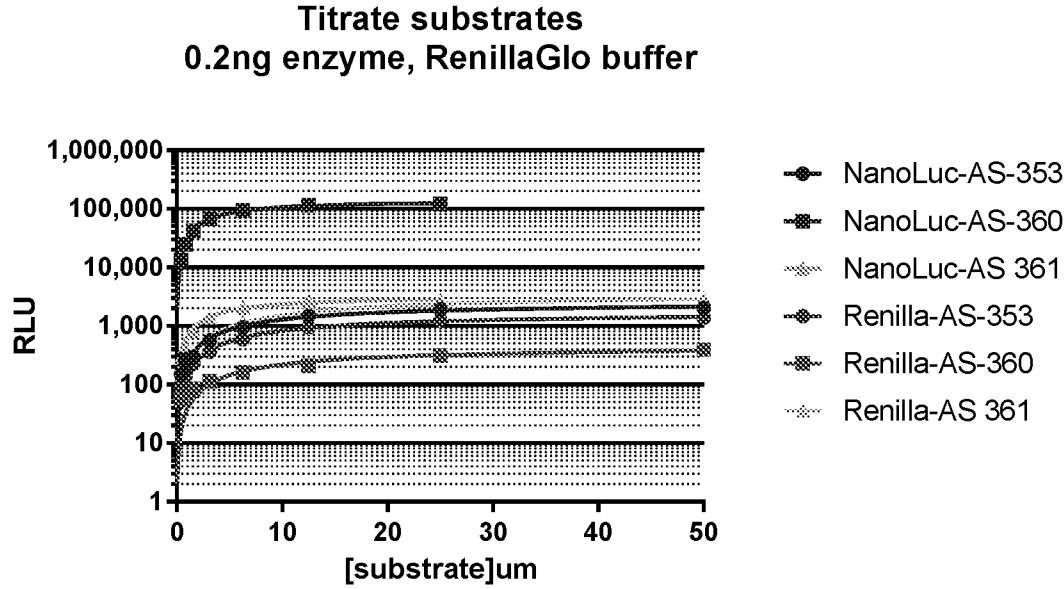


FIG. 1C

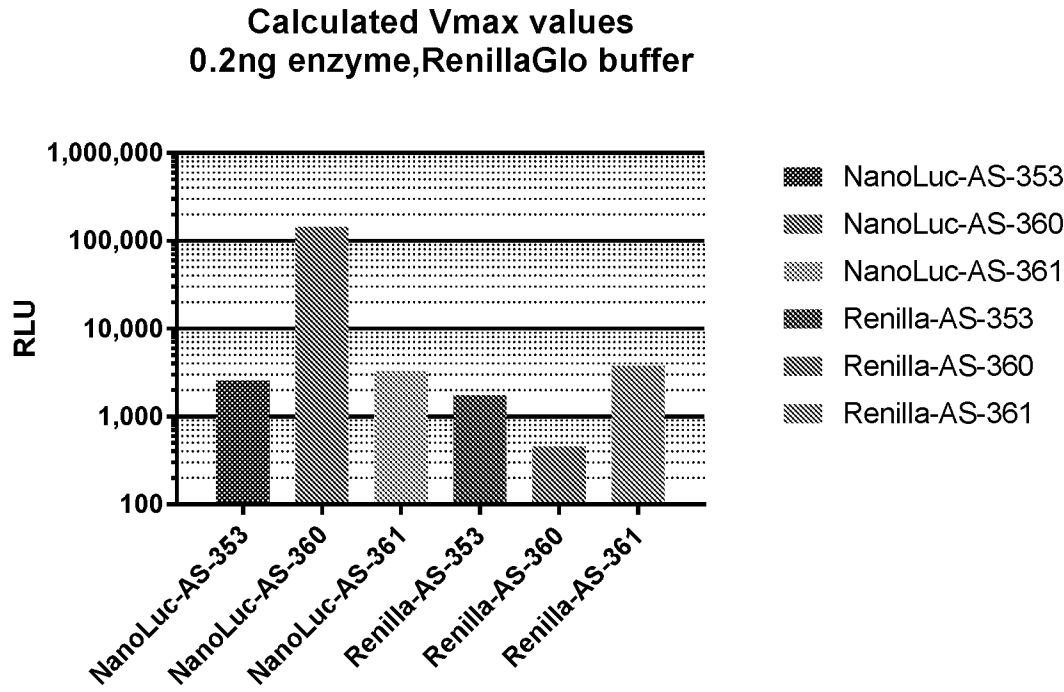
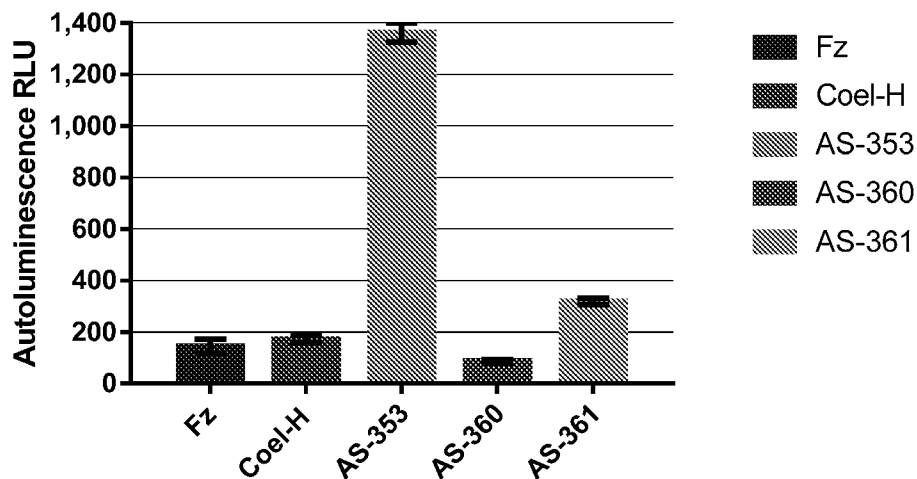


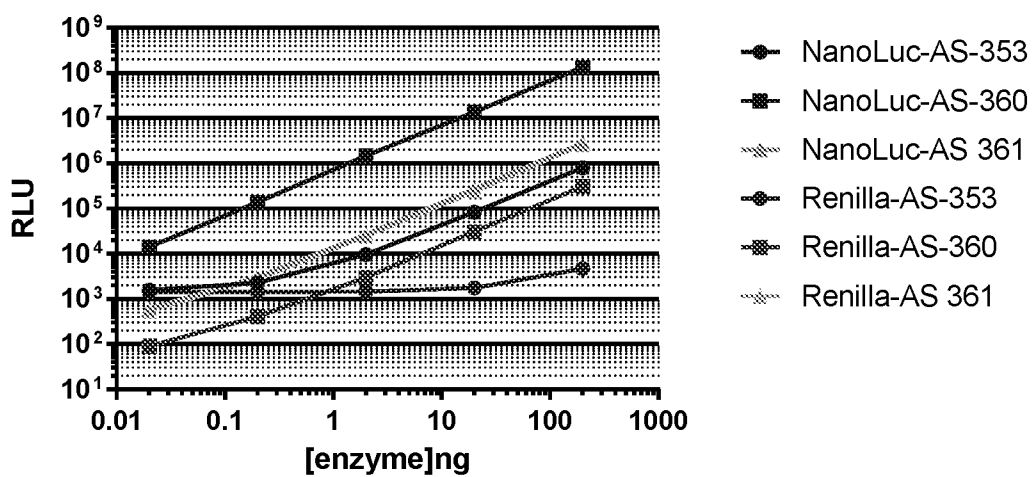
FIG. 1D

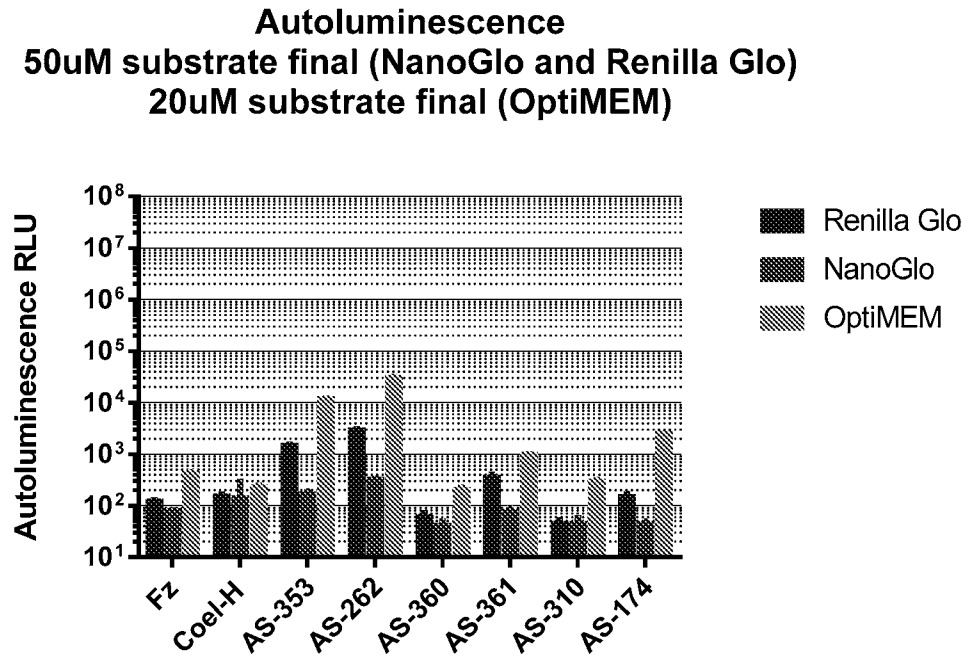
3/18

**Autoluminescence**  
**50uM substrate final, RenillaGlo buffer**

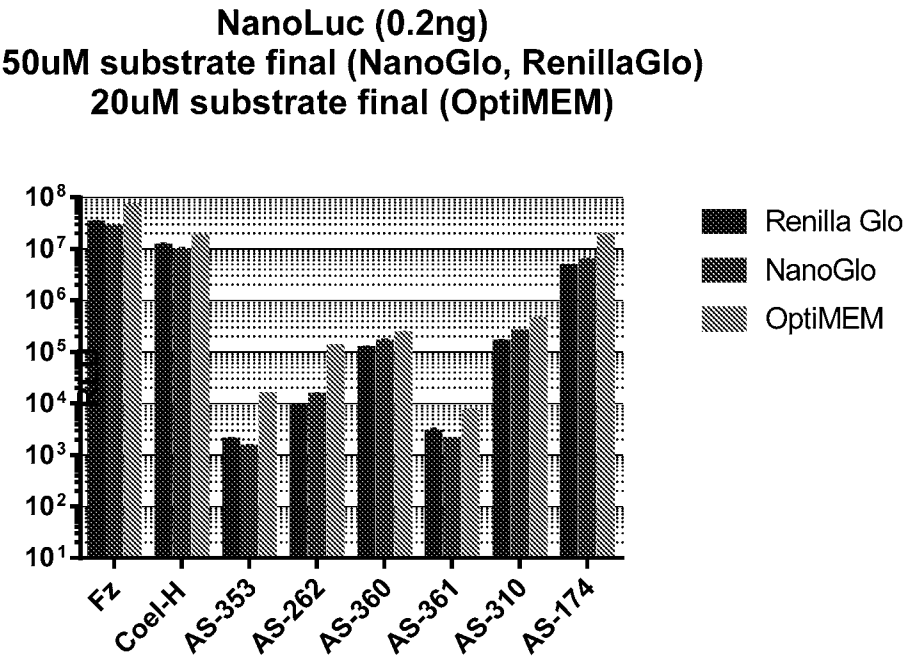
**FIG. 2A**

**Titrate enzyme**  
**50uM substrate final, RenillaGlo buffer**

**FIG. 2B**



**FIG. 3A**



**FIG. 3B**

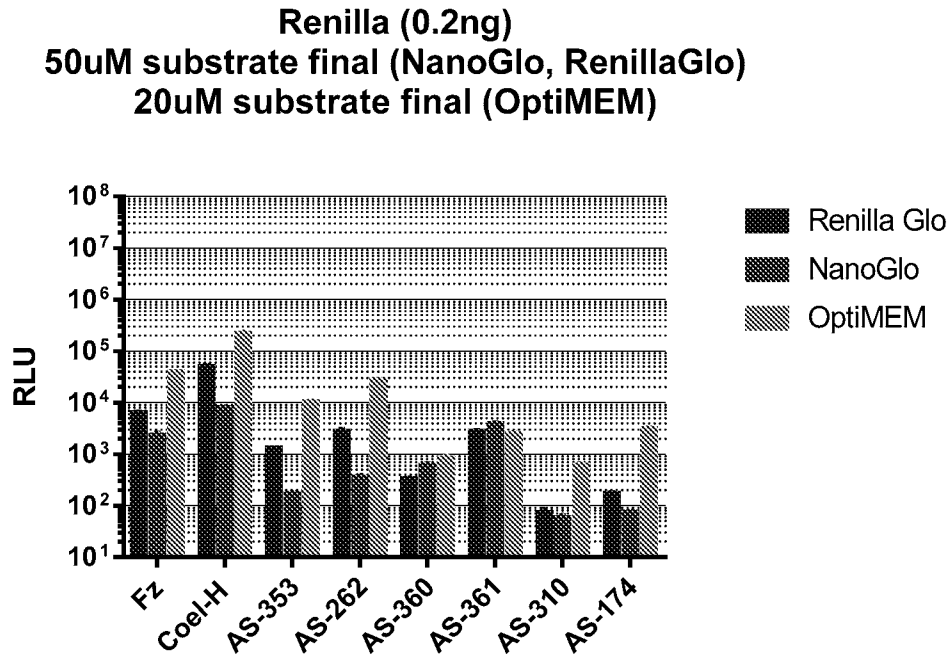


FIG. 3C

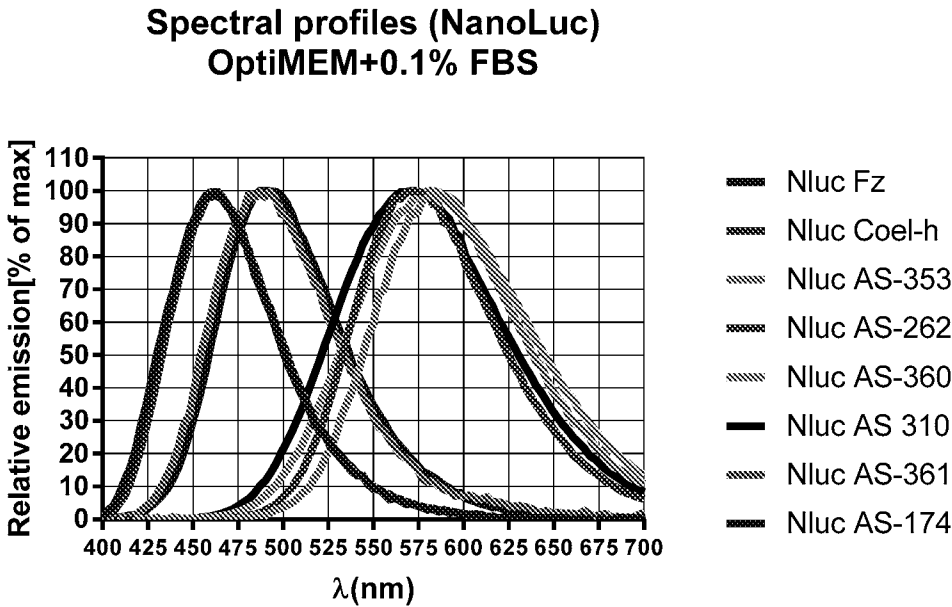
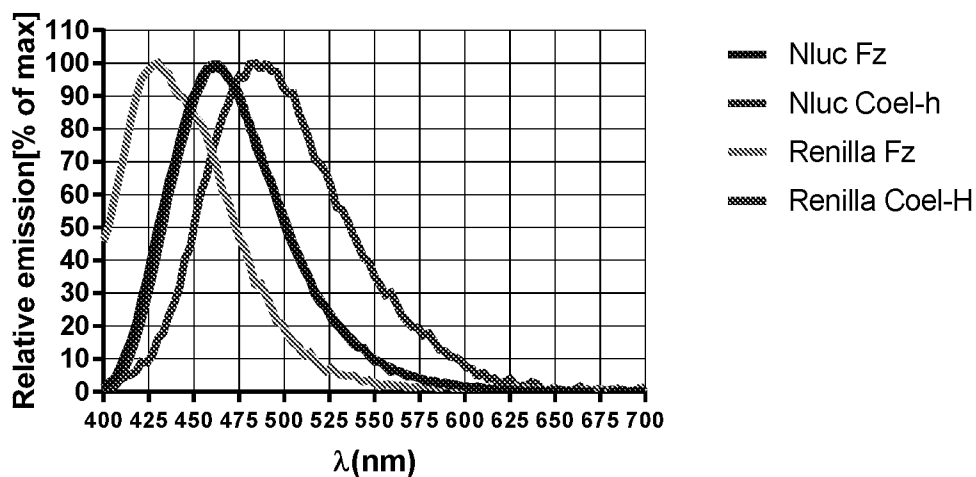


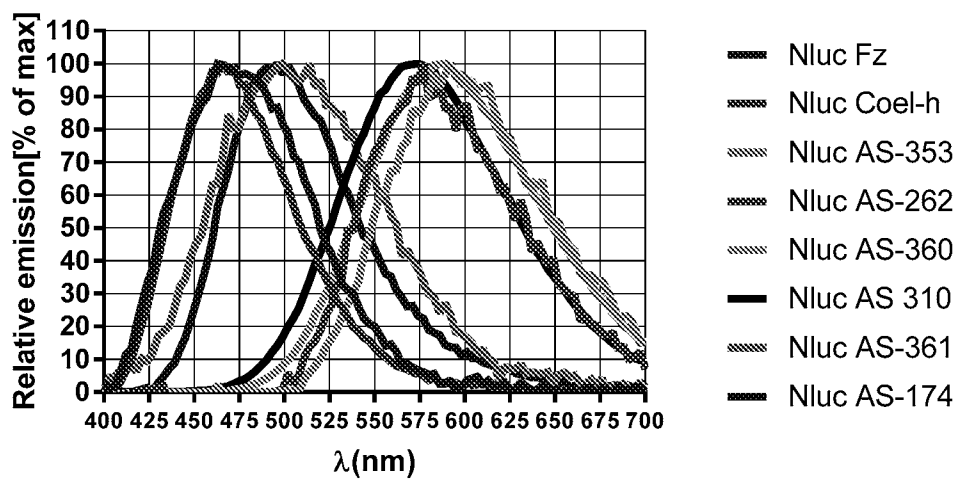
FIG. 4A

6/18

**Spectral profiles (NanoLuc+Renilla)  
OptiMEM+0.1% FBS**

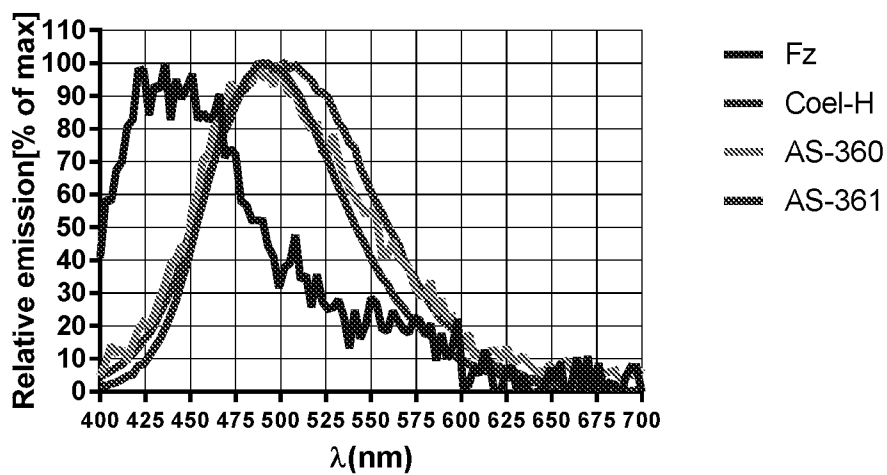
**FIG. 4B**

**Spectral profiles (NanoLuc)  
NanoGlo buffer**

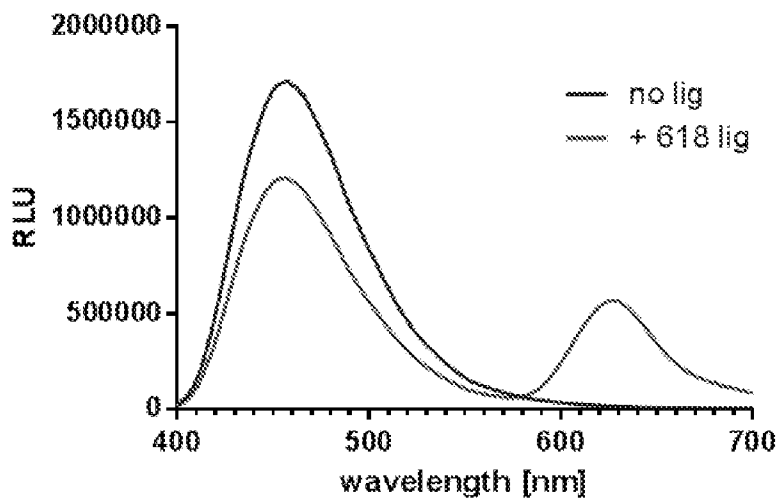
**FIG. 4C**

7/18

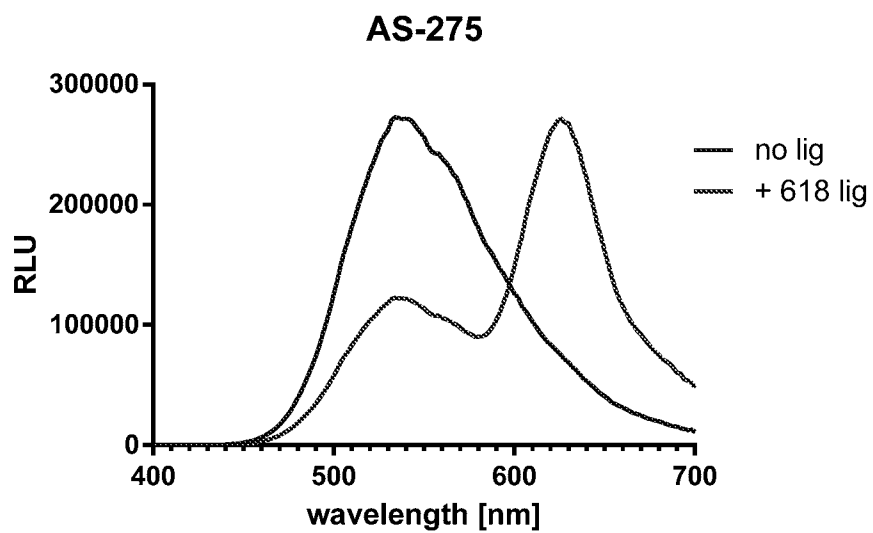
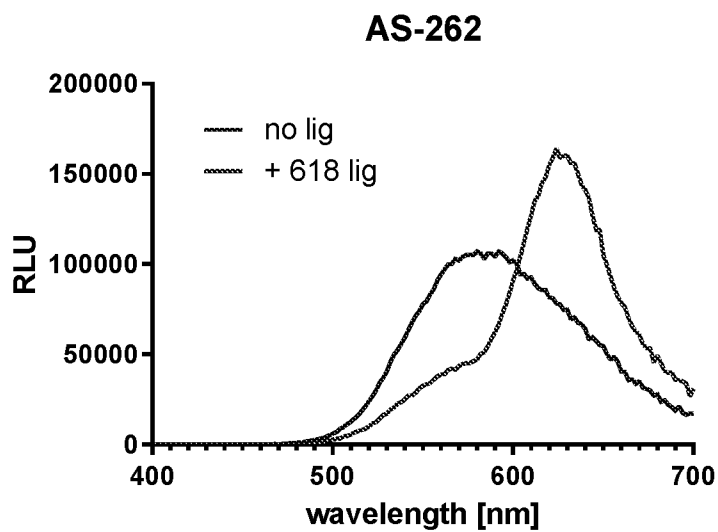
**Spectral profiles (Renilla)  
RenillaGlo buffer**

**FIG. 4D**

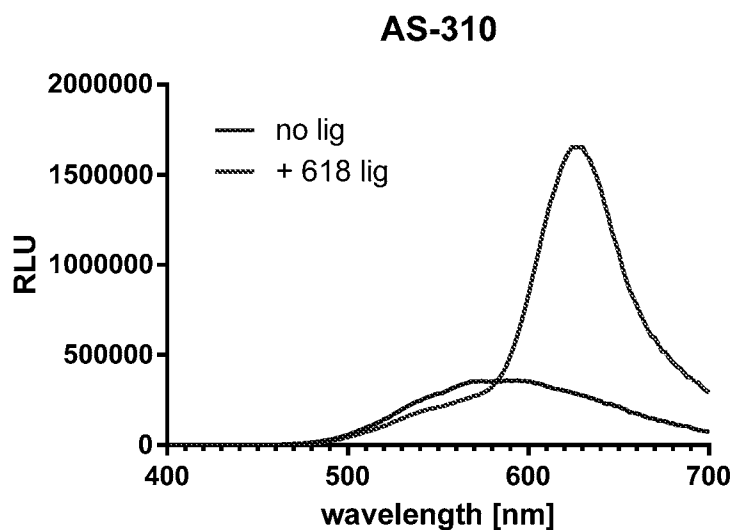
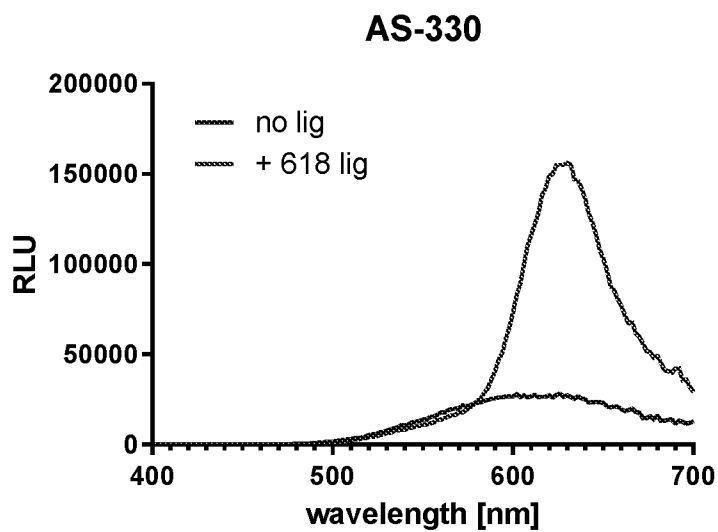
**furimazine**

**FIG. 5A**

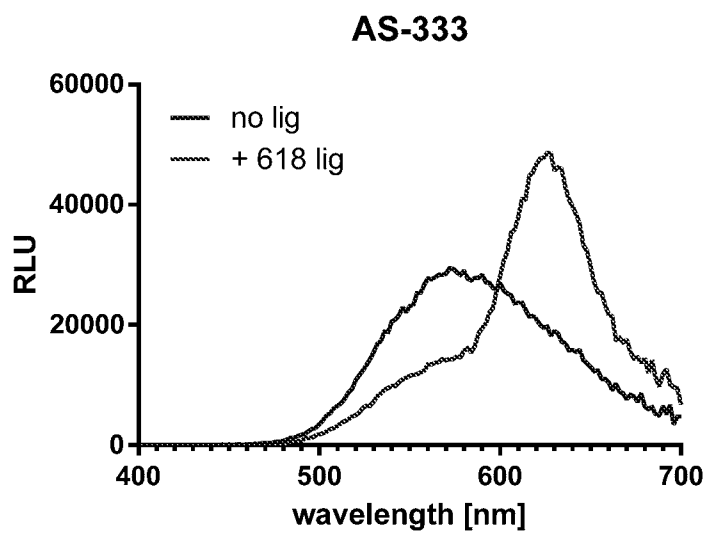
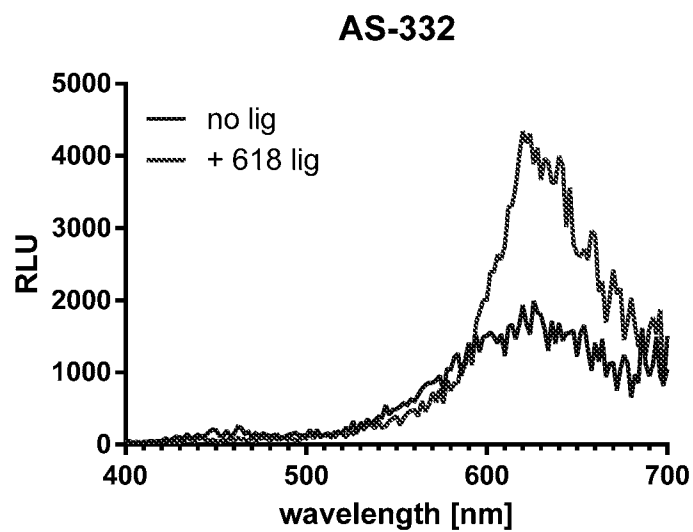
8/18

**FIG. 5B****FIG. 5C**

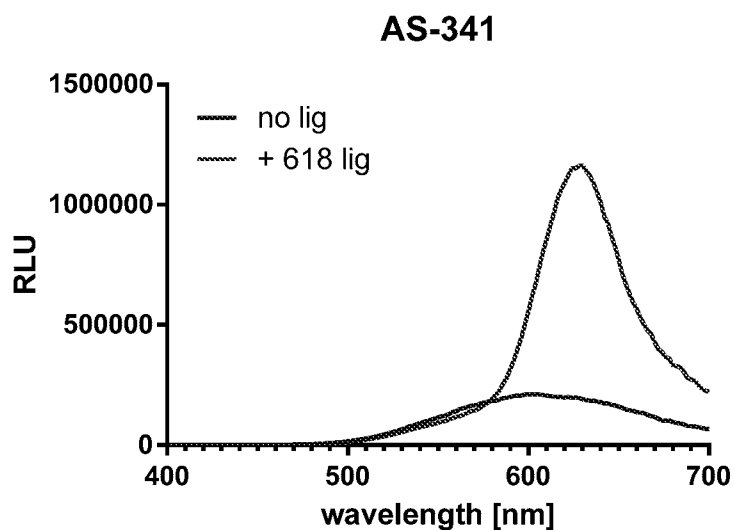
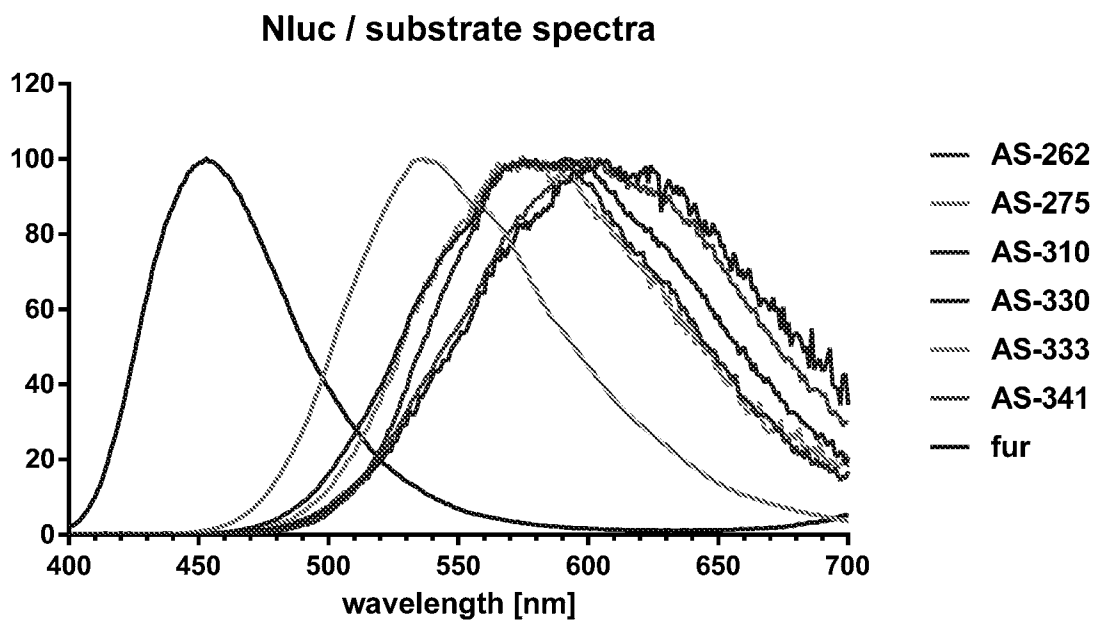
9/18

**FIG. 5D****FIG. 5E**

10/18

**FIG. 5F****FIG. 5G**

11/18

**FIG. 5H****FIG. 5I**

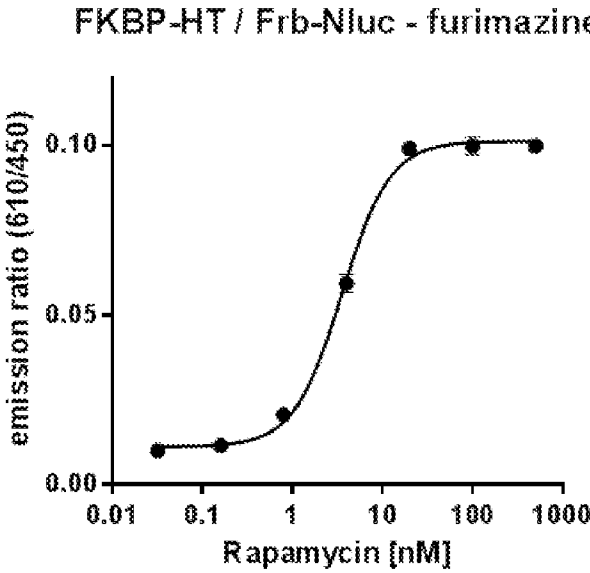


FIG. 6A

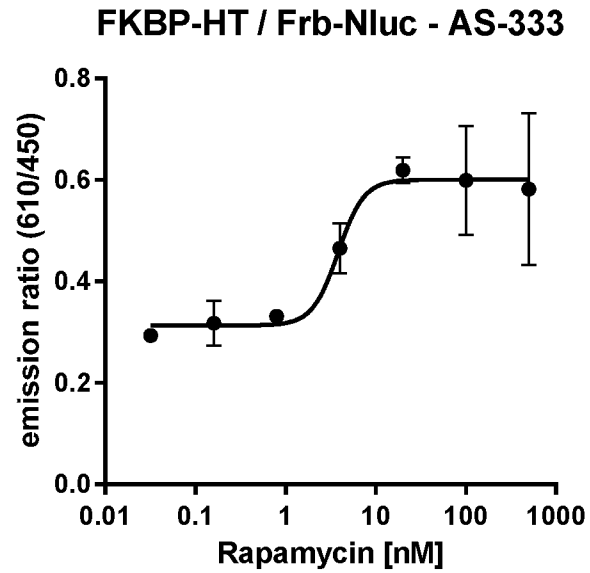
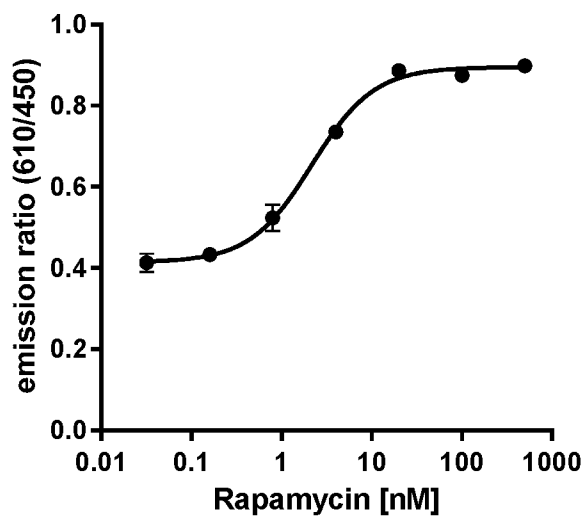
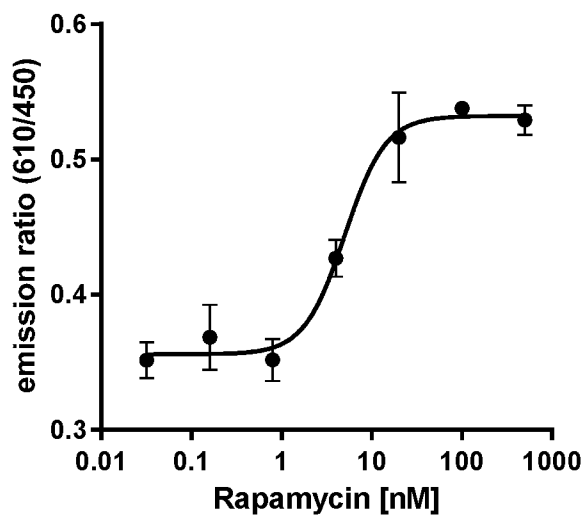


FIG. 6B

13/18

**FKBP-HT / Frb-Nluc - AS-310****FIG. 6C****FKBP-HT / Frb-Nluc - AS-262****FIG. 6D**

FKBP-HT / Frb-Nluc - AS-341

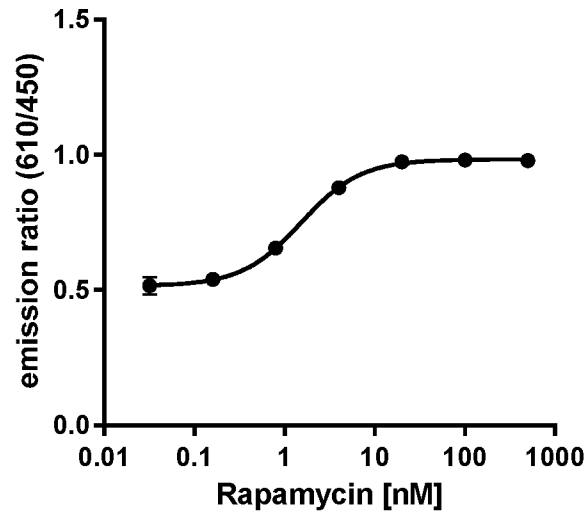


FIG. 6E

FKBP-HT / Frb-Nluc - AS-275

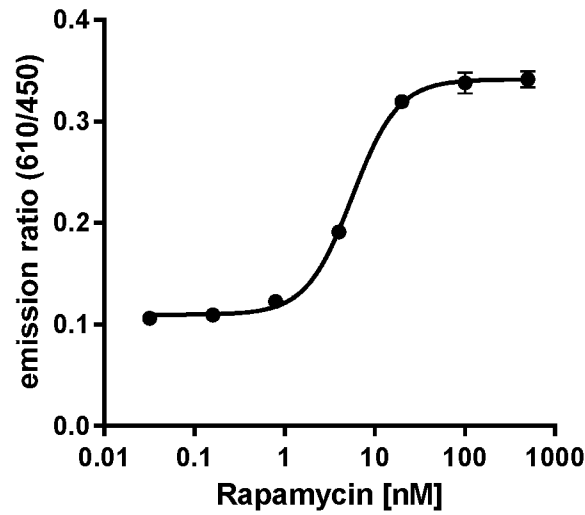
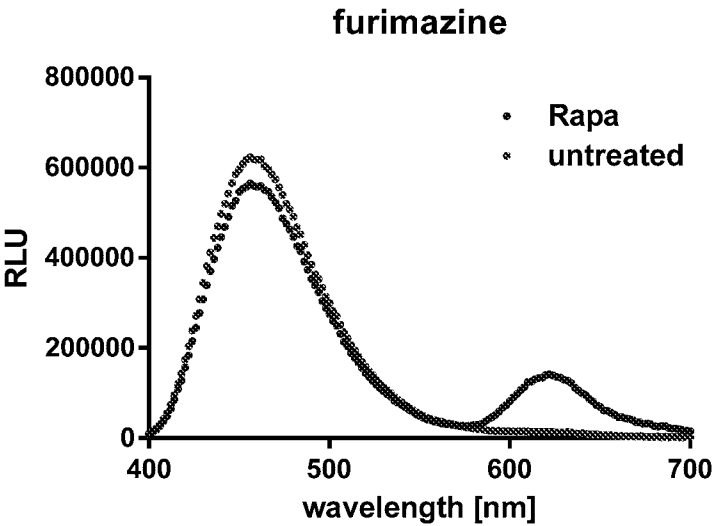
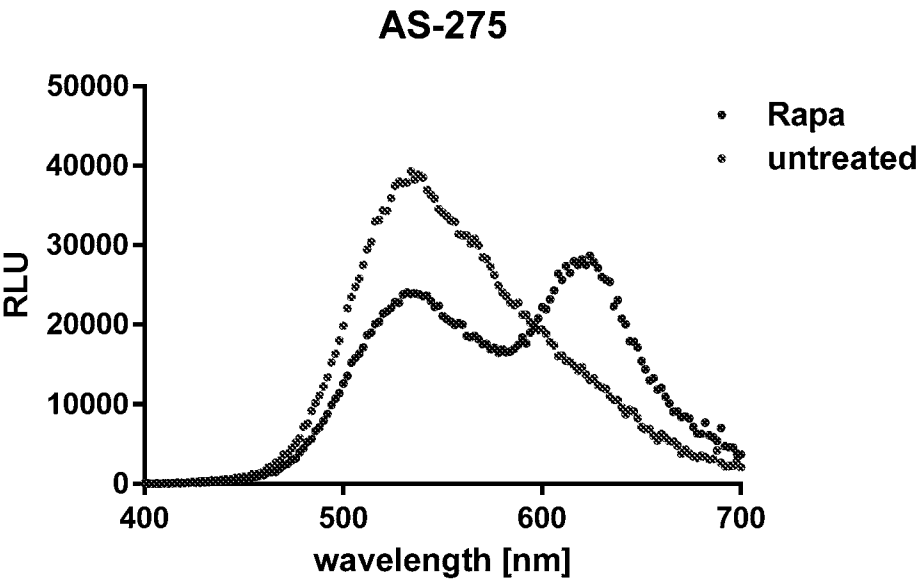


FIG. 6F

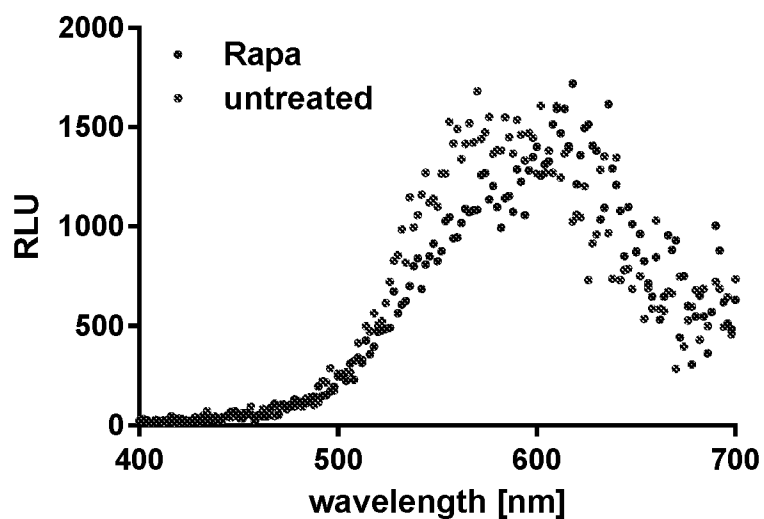
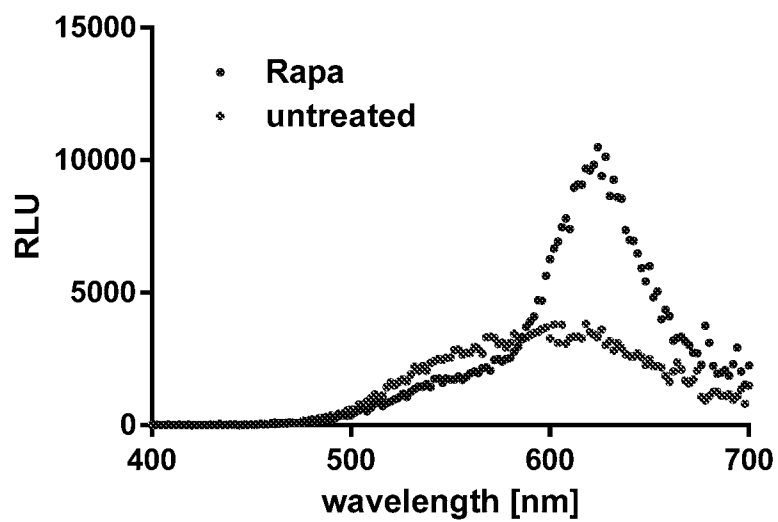


**FIG. 7A**

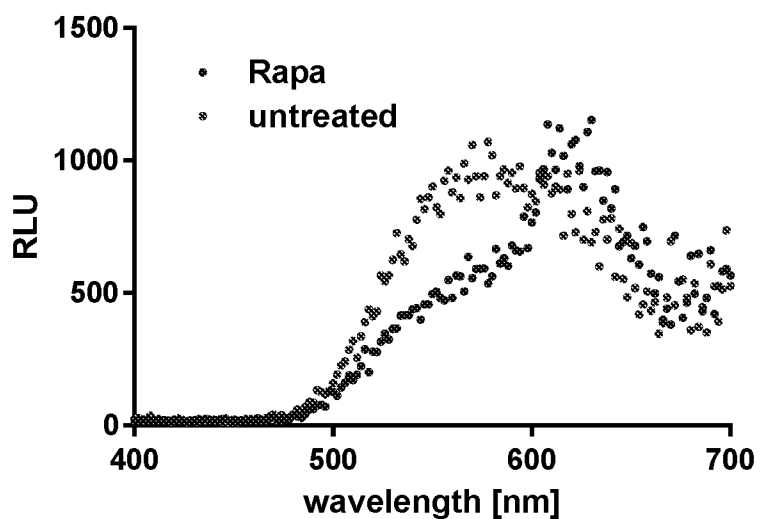
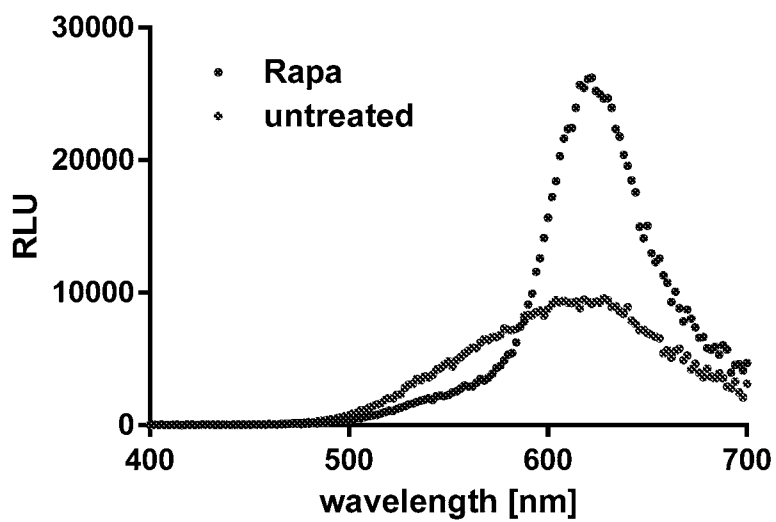


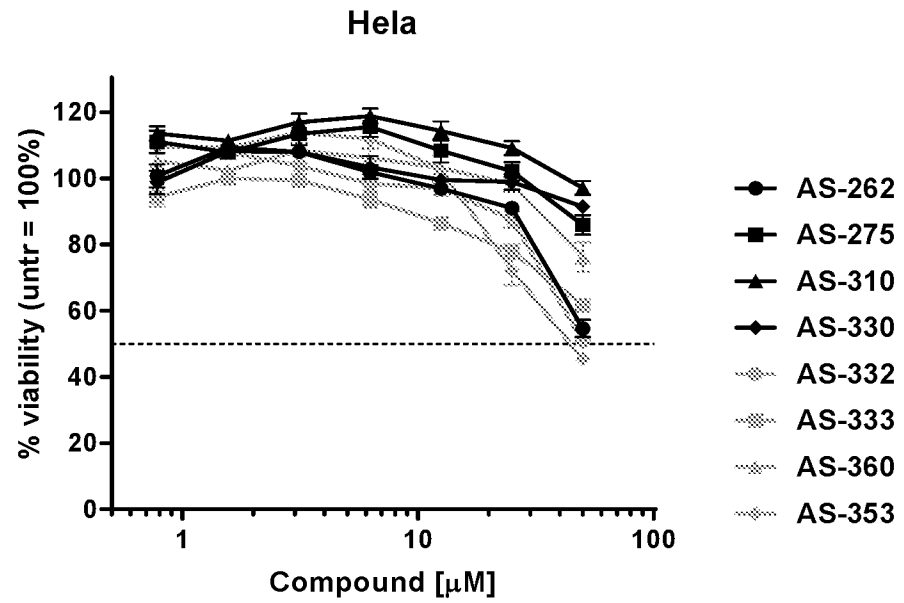
**FIG. 7B**

16/18

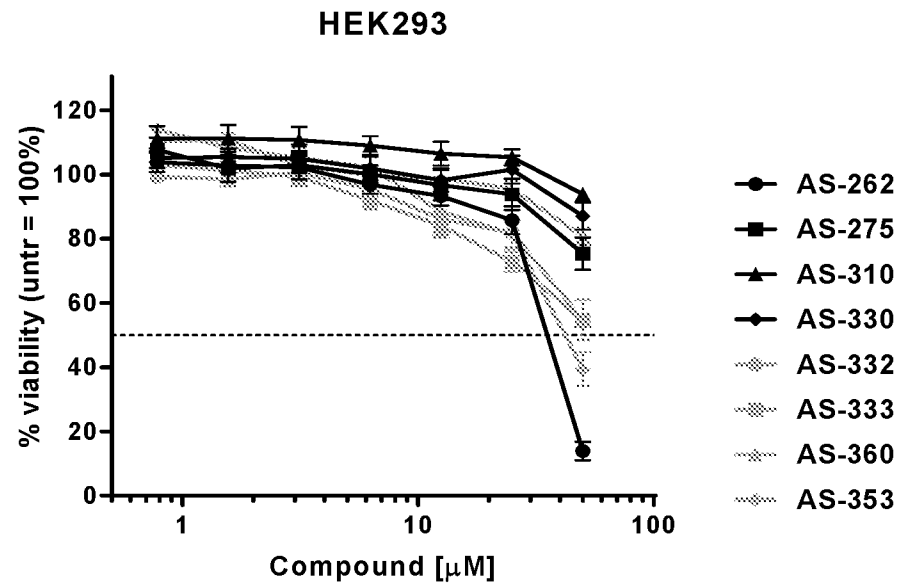
**AS-262****FIG. 7C****AS-310****FIG. 7D**

17/18

**AS-333****FIG. 7E****AS-341****FIG. 7F**



**FIG. 8A**



**FIG. 8B**

## INTERNATIONAL SEARCH REPORT

International application No

PCT/US2017/044150

A. CLASSIFICATION OF SUBJECT MATTER  
 INV. C07D487/04 A61K31/4985 C12Q1/66  
 ADD.

According to International Patent Classification (IPC) or to both national classification and IPC

## B. FIELDS SEARCHED

Minimum documentation searched (classification system followed by classification symbols)  
 C07D

Documentation searched other than minimum documentation to the extent that such documents are included in the fields searched

Electronic data base consulted during the international search (name of data base and, where practicable, search terms used)

EPO-Internal, WPI Data, CHEM ABS Data

## C. DOCUMENTS CONSIDERED TO BE RELEVANT

Category*	Citation of document, with indication, where appropriate, of the relevant passages	Relevant to claim No.
X	US 2012/117667 A1 (KLAUBERT DIETER H [US] ET AL) 10 May 2012 (2012-05-10)	1-10, 12-17, 19,21, 26-33
A	figure 2; compounds 3939, 3945 page 35; example 9 claims 1, 2, 8, 10, 11, 13, 14, 15, 16, 17 -----	11,18, 20,22,23
A	ANTON SHAKHMIN ET AL: "Three Efficient Methods for Preparation of Coelenterazine Analogues", CHEMISTRY - A EUROPEAN JOURNAL, vol. 22, no. 30, 15 June 2016 (2016-06-15) , pages 10369-10375, XP055353558, ISSN: 0947-6539, DOI: 10.1002/chem.201601111 page 10371 - page 10373; table 2; compounds C1-C36 -----	1-23, 26-33



Further documents are listed in the continuation of Box C.



See patent family annex.

\* Special categories of cited documents :

"A" document defining the general state of the art which is not considered to be of particular relevance

"E" earlier application or patent but published on or after the international filing date

"L" document which may throw doubts on priority claim(s) or which is cited to establish the publication date of another citation or other special reason (as specified)

"O" document referring to an oral disclosure, use, exhibition or other means

"P" document published prior to the international filing date but later than the priority date claimed

"T" later document published after the international filing date or priority date and not in conflict with the application but cited to understand the principle or theory underlying the invention

"X" document of particular relevance; the claimed invention cannot be considered novel or cannot be considered to involve an inventive step when the document is taken alone

"Y" document of particular relevance; the claimed invention cannot be considered to involve an inventive step when the document is combined with one or more other such documents, such combination being obvious to a person skilled in the art

"&" document member of the same patent family

Date of the actual completion of the international search

25 September 2017

Date of mailing of the international search report

11/12/2017

Name and mailing address of the ISA/

European Patent Office, P.B. 5818 Patentlaan 2  
 NL - 2280 HV Rijswijk  
 Tel. (+31-70) 340-2040,  
 Fax: (+31-70) 340-3016

Authorized officer

Beligny, Samuel

# INTERNATIONAL SEARCH REPORT

International application No.  
PCT/US2017/044150

## Box No. II Observations where certain claims were found unsearchable (Continuation of item 2 of first sheet)

This international search report has not been established in respect of certain claims under Article 17(2)(a) for the following reasons:

1. ☐ Claims Nos.:  
because they relate to subject matter not required to be searched by this Authority, namely:
2. ☐ Claims Nos.:  
because they relate to parts of the international application that do not comply with the prescribed requirements to such an extent that no meaningful international search can be carried out, specifically:
3. ☐ Claims Nos.:  
because they are dependent claims and are not drafted in accordance with the second and third sentences of Rule 6.4(a).

## Box No. III Observations where unity of invention is lacking (Continuation of item 3 of first sheet)

This International Searching Authority found multiple inventions in this international application, as follows:

see additional sheet

1. ☐ As all required additional search fees were timely paid by the applicant, this international search report covers all searchable claims.
2. ☐ As all searchable claims could be searched without effort justifying an additional fees, this Authority did not invite payment of additional fees.
3. ☐ As only some of the required additional search fees were timely paid by the applicant, this international search report covers only those claims for which fees were paid, specifically claims Nos.:
4. ☒ No required additional search fees were timely paid by the applicant. Consequently, this international search report is restricted to the invention first mentioned in the claims; it is covered by claims Nos.:

1-23(completely); 26-33(partially)

### Remark on Protest

- ☐ The additional search fees were accompanied by the applicant's protest and, where applicable, the payment of a protest fee.
- ☐ The additional search fees were accompanied by the applicant's protest but the applicable protest fee was not paid within the time limit specified in the invitation.
- ☐ No protest accompanied the payment of additional search fees.

**FURTHER INFORMATION CONTINUED FROM PCT/ISA/ 210**

This International Searching Authority found multiple (groups of) inventions in this international application, as follows:

1. claims: 1-23(completely); 26-33(partially)

Compounds of formula (I) and their use  
---

2. claims: 24, 25(completely); 26-33(partially)

Compounds of formula (II) and their use  
---

# INTERNATIONAL SEARCH REPORT

Information on patent family members

International application No

PCT/US2017/044150

Patent document cited in search report	Publication date	Patent family member(s)	Publication date
US 2012117667	A1	10-05-2012	
		AU 2011323418 A1	30-05-2013
		AU 2011323419 A1	30-05-2013
		AU 2016213854 A1	01-09-2016
		BR 112013010487 A2	22-11-2016
		CA 2815227 A1	10-05-2012
		CA 2817102 A1	10-05-2012
		CN 103370319 A	23-10-2013
		CN 103443121 A	11-12-2013
		CN 106148362 A	23-11-2016
		DK 2635582 T3	14-03-2016
		EP 2635582 A1	11-09-2013
		EP 2635595 A2	11-09-2013
		ES 2567410 T3	22-04-2016
		JP 5889910 B2	22-03-2016
		JP 6155424 B2	05-07-2017
		JP 2014500011 A	09-01-2014
		JP 2014503485 A	13-02-2014
		JP 2016144454 A	12-08-2016
		JP 2016145219 A	12-08-2016
		JP 2017176182 A	05-10-2017
		KR 20130084312 A	24-07-2013
		KR 20130099997 A	06-09-2013
		SG 189496 A1	31-05-2013
		SG 190104 A1	28-06-2013
		SG 10201607774R A	29-11-2016
		SG 10201608550S A	29-12-2016
		US 2012117667 A1	10-05-2012
		US 2012174242 A1	05-07-2012
		US 2014223590 A1	07-08-2014
		US 2014227759 A1	14-08-2014
		US 2015064731 A1	05-03-2015
		US 2016002703 A1	07-01-2016
		WO 2012061529 A1	10-05-2012
		WO 2012061530 A2	10-05-2012
-----			