



US00D538662S

(12) **United States Design Patent**  
**Goetz et al.**

(10) **Patent No.:** **US D538,662 S**

(45) **Date of Patent:** **\*\* Mar. 20, 2007**

(54) **BOTTLE**

(75) Inventors: **Vernon N. Goetz**, Villa Hills, KY (US);  
**Sunil S. Shah**, Sylvania, OH (US);  
**Sheldon Eric Yourist**, York, PA (US);  
**Richard Zimmerman**, Cincinnati, OH (US)

(73) Assignee: **SD IP Holdings Company**, Cincinnati, OH (US)

(\*\*) Term: **14 Years**

(21) Appl. No.: **29/227,091**

(22) Filed: **Apr. 6, 2005**

(51) **LOC (8) Cl.** ..... **09-01**

(52) **U.S. Cl.** ..... **D9/516**

(58) **Field of Classification Search** ..... D9/516,  
D9/530, 537, 538, 539, 549, 556, 569, 552,  
D9/554, 565, 434, 566, 381, 382, 383, 384

See application file for complete search history.

(56) **References Cited**

**U.S. PATENT DOCUMENTS**

D211,509 S	*	6/1968	Vanderhyde	.....	D9/538
D218,020 S	*	7/1970	Musson	.....	D9/538
D284,550 S	*	7/1986	Parrack	.....	D9/538
D315,678 S	*	3/1991	Darr	.....	D9/538
D380,671 S	*	7/1997	Young	.....	D9/538
D387,279 S	*	12/1997	Emre et al.	.....	D9/542
D387,671 S	*	12/1997	Panella	.....	D9/538
D392,894 S	*	3/1998	Steih et al.	.....	D9/542
6,016,932 A	*	1/2000	Gaydosh et al.	.....	215/382
D420,588 S	*	2/2000	Fitelson et al.	.....	D9/434
6,213,326 B1	*	4/2001	Denner et al.	.....	215/383
D445,695 S	*	7/2001	Ogg	.....	D9/550
D448,304 S	*	9/2001	Cheng et al.	.....	D9/539

D448,664 S	*	10/2001	Lichtman et al.	.....	D9/434
D450,250 S	*	11/2001	Burleson et al.	.....	D9/553
D462,013 S	*	8/2002	Iizuka et al.	.....	D9/538
D468,211 S	*	1/2003	Harris	.....	D9/530
D507,971 S	*	8/2005	Harris et al.	.....	D9/516
D511,689 S	*	11/2005	Bretz et al.	.....	D9/667
2002/0104820 A1	*	8/2002	Hong et al.	.....	215/381

**FOREIGN PATENT DOCUMENTS**

EM	000504485-0002	*	3/2006
GB	3020441	*	9/2005

\* cited by examiner

*Primary Examiner*—Stella Reid

*Assistant Examiner*—Elizabeth J. Oswecki

(74) *Attorney, Agent, or Firm*—McDermott, Will & Emery, LLP

(57) **CLAIM**

The ornamental design for a bottle, as shown and described.

**DESCRIPTION**

FIG. 1 is an isometric view of the new design of the present invention;

FIG. 2 is a front view of the new design of the present invention;

FIG. 3 is a left side view of the new design of the present invention;

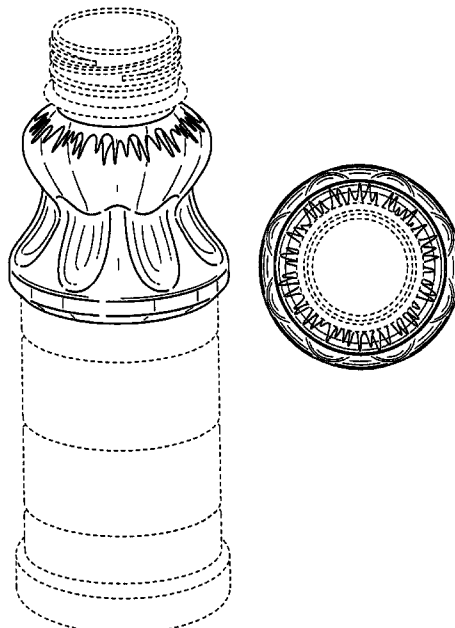
FIG. 4 is a right side view of the new design of the present invention;

FIG. 5 is a back view of the new design of the present invention; and,

FIG. 6 is a top view of the new design of the present invention.

The broken line showing of the bottle is for illustrative purposes only and forms no part of the claimed design.

**1 Claim, 6 Drawing Sheets**



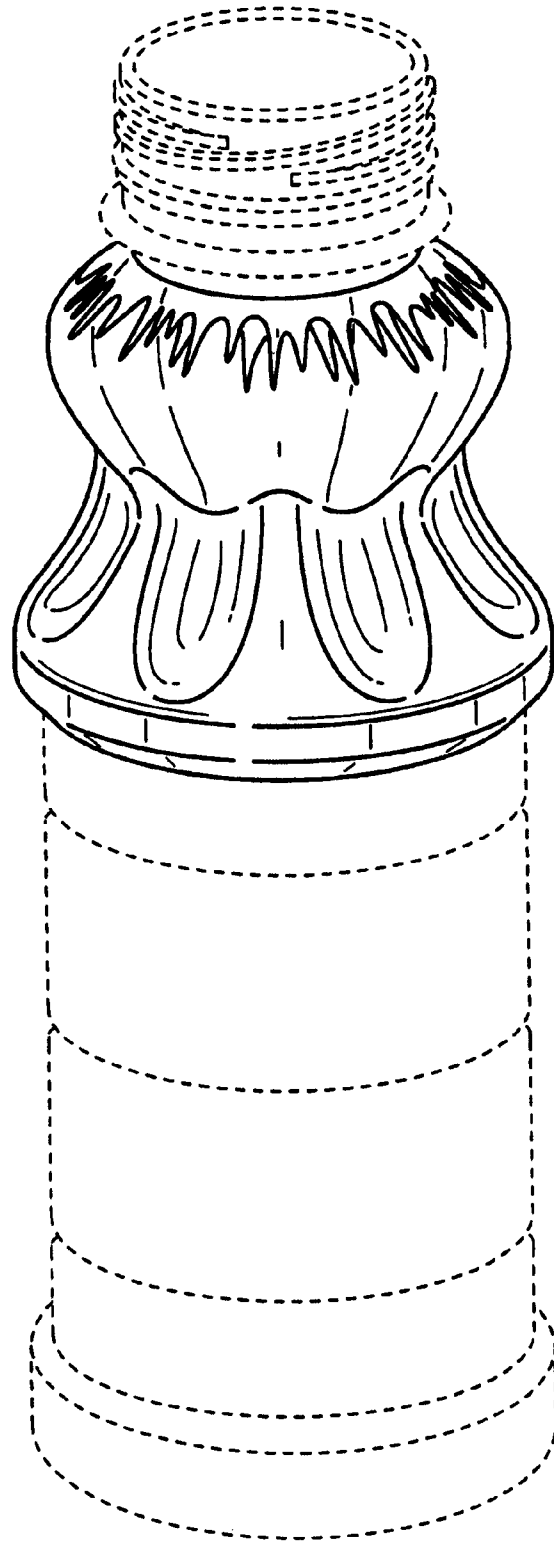


FIG. 1




FIG. 2




FIG. 3




FIG. 4




FIG. 5



FIG. 6