



(12) **United States Design Patent**  
**Kassouni**

(10) **Patent No.:** **US D782,766 S**  
(45) **Date of Patent:** **\*\* Mar. 28, 2017**

(54) **COMBINATION SNOW SCRAPER AND ICE CHOPPER FOR ROOFTOPS**

(71) Applicant: **Van M. Kassouni**, Grand Rapids, MI (US)

(72) Inventor: **Van M. Kassouni**, Grand Rapids, MI (US)

(\*\*) Term: **15 Years**

(21) Appl. No.: **29/562,624**

(22) Filed: **Apr. 27, 2016**

**Related U.S. Application Data**

(62) Division of application No. 29/502,809, filed on Sep. 19, 2014, now Pat. No. Des. 764,130.

(51) **LOC (10) Cl.** ..... **06-05**

(52) **U.S. Cl.**  
USPC ..... **D32/46**

(58) **Field of Classification Search**  
USPC ..... D32/46, 49, 42; D8/14, 45, 46, 47, 105, D8/98, 90, 101; D4/138; D7/682  
CPC .. B25G 3/26; B25G 1/04; B25B 13/48; A45B 9/02; B05C 17/0205  
See application file for complete search history.

(56) **References Cited**

**U.S. PATENT DOCUMENTS**

D20,152 S	9/1890	Smith et al.	
D34,566 S	5/1901	Stimpson	
1,071,758 A	9/1913	Labelle	
1,839,285 A	1/1932	Winkie	
2,277,528 A	3/1942	Osborn	
D144,225 S	3/1946	Teague	
3,119,138 A	1/1964	Davis	
D262,597 S	1/1982	Rangel	
4,939,807 A *	7/1990	Hencz	A47L 1/06 15/105
D314,895 S	2/1991	Rumpel	
		(Continued)	

**OTHER PUBLICATIONS**

Co-pending Design U.S. Appl. No. 29/502,809, filed Sep. 19, 2014.

*Primary Examiner* — Michael A. Pratt  
*Assistant Examiner* — Michelle E Wilson

(74) *Attorney, Agent, or Firm* — Gardner, Linn, Burkhardt & Flory, LLP

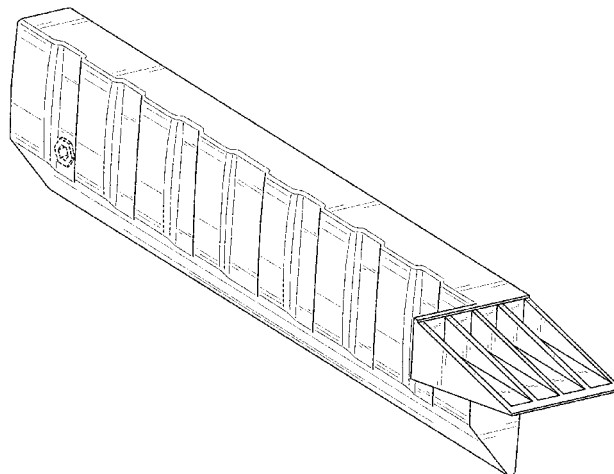
(57) **CLAIM**

The ornamental design for the combination snow scraper and ice chopper for rooftops, as shown and described.

**DESCRIPTION**

FIG. 1 is an upper perspective view of a combination snow scraper and ice chopper for rooftops in accordance with the present invention;  
FIG. 2 is a rear elevation thereof;  
FIG. 3 is a front elevation thereof;  
FIG. 4 is a side elevation thereof;  
FIG. 5 is an opposite side elevation thereof;  
FIG. 6 is a top plan view thereof;  
FIG. 7 is a bottom plan view thereof;  
FIG. 8 is an upper perspective view of a combination snow scraper and ice chopper for rooftops in accordance with the present invention;  
FIG. 9 is a rear elevation thereof;  
FIG. 10 is a front elevation thereof;  
FIG. 11 is a side elevation thereof;  
FIG. 12 is an opposite side elevation thereof;  
FIG. 13 is a top plan view thereof; and,  
FIG. 14 is a bottom plan view thereof.  
The areas of the combination snow scraper and ice chopper for rooftops that are shown in broken lines form no part of the claimed design.

**1 Claim, 12 Drawing Sheets**



(56)

**References Cited**

U.S. PATENT DOCUMENTS

5,099,540	A *	3/1992	Paschetto .....	A47L 1/16 15/236.01
5,309,654	A	5/1994	Mathis	
D349,592	S *	8/1994	Stoll .....	15/236.05
5,418,998	A *	5/1995	Smarra .....	A47L 1/16 15/105
D392,078	S *	3/1998	Courts .....	D32/46
5,816,632	A *	10/1998	Baldacci .....	E01H 5/12 294/51
D450,412	S *	11/2001	Hajduk .....	D32/41
D492,332	S	6/2004	Boyd	
D493,078	S	7/2004	McGee et al.	
7,347,468	B1	3/2008	Tidcomb	
7,681,317	B2	3/2010	Fagan	
2011/0258889	A1	10/2011	Settembre et al.	

\* cited by examiner

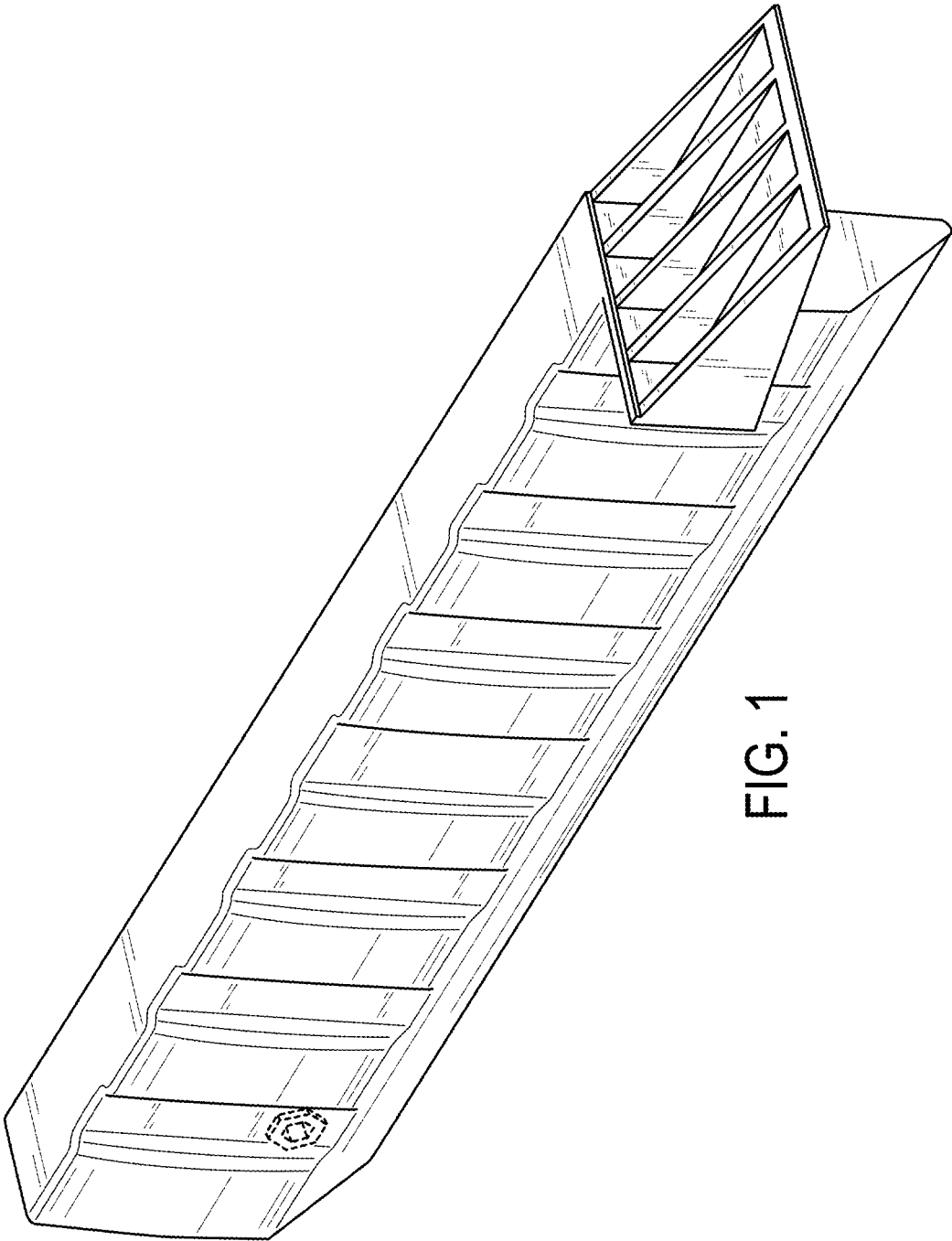


FIG. 1




FIG. 2

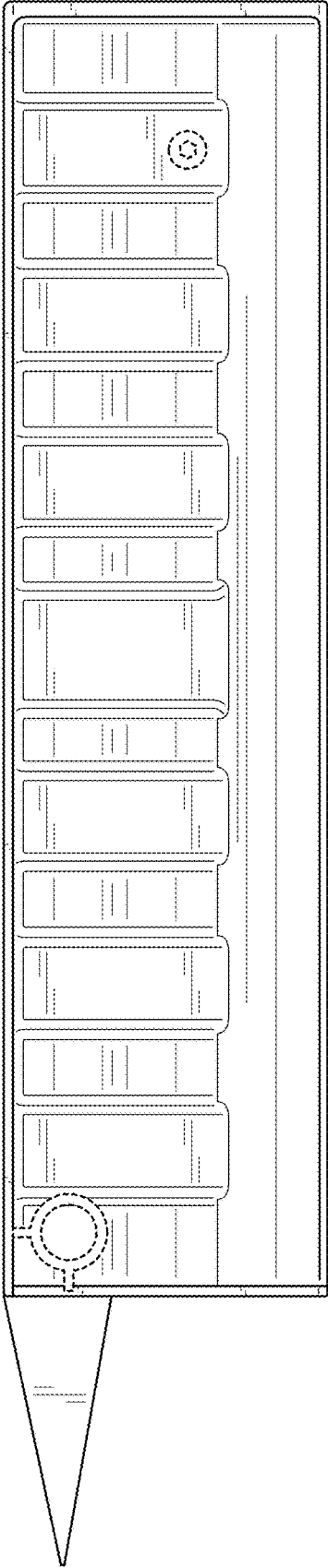


FIG. 3

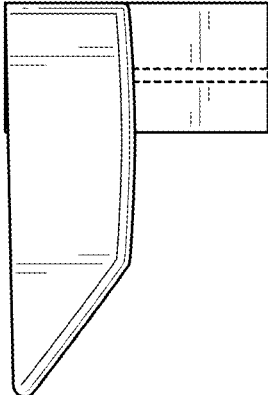


FIG. 4

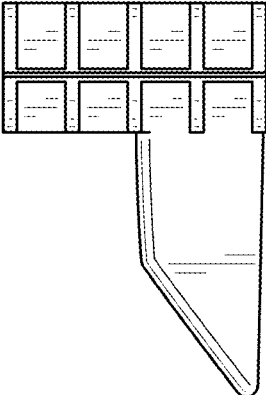


FIG. 5

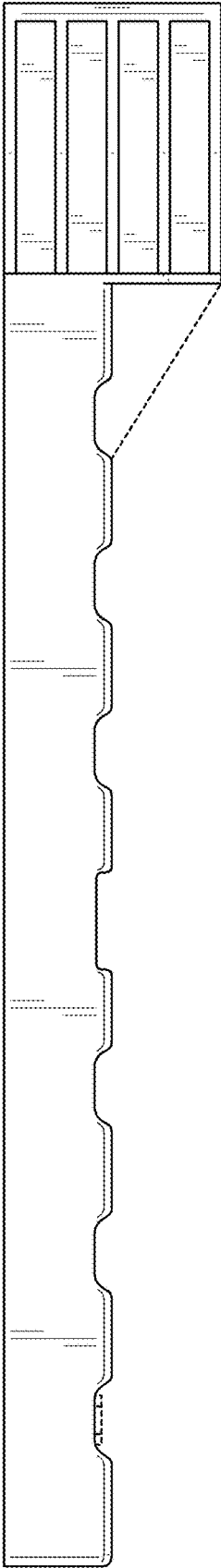


FIG. 6

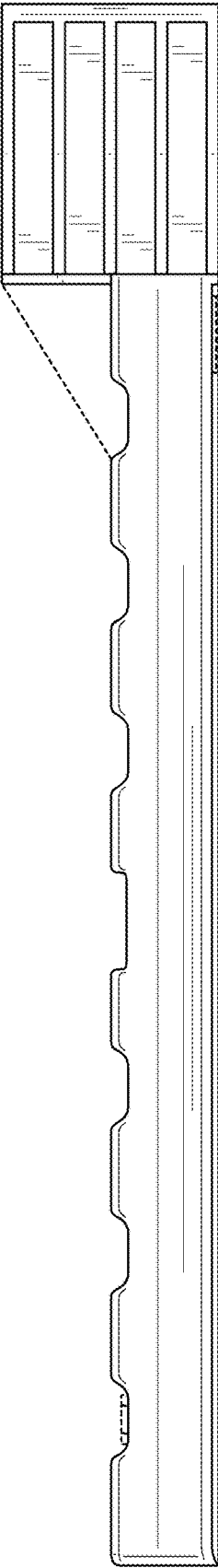


FIG. 7



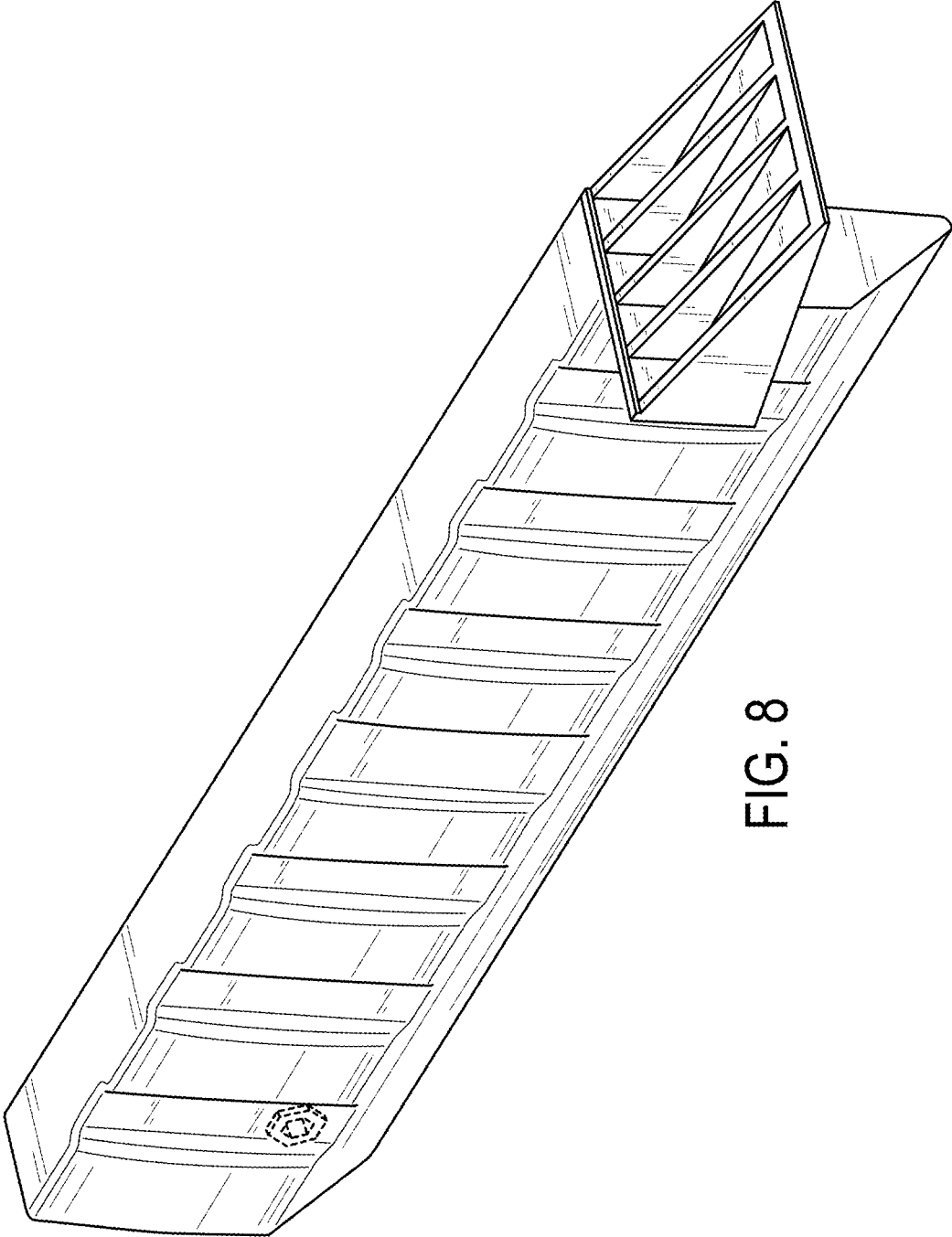


FIG. 8

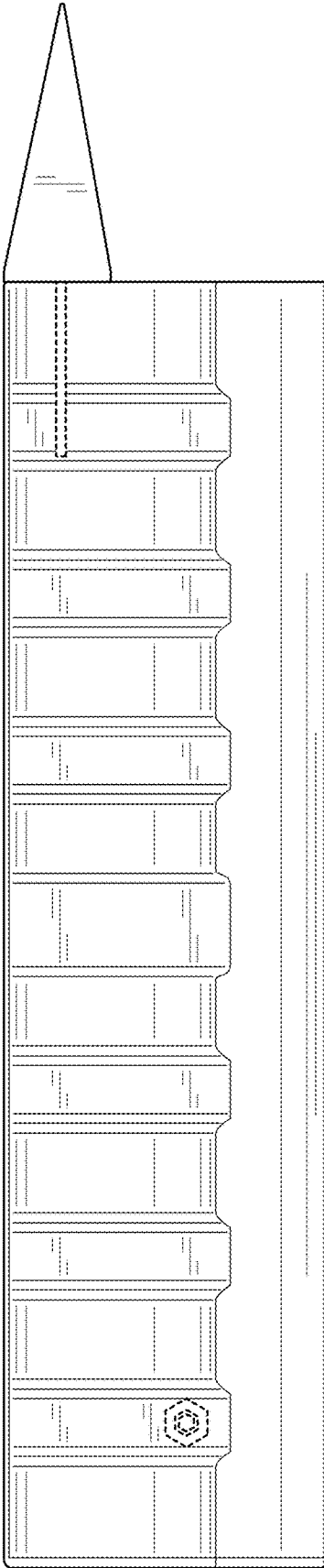


FIG. 9

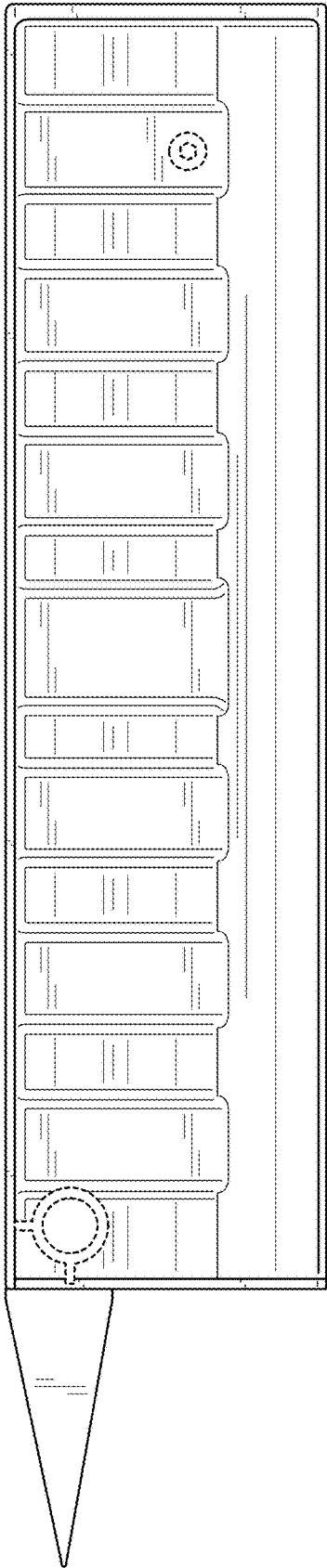


FIG. 10

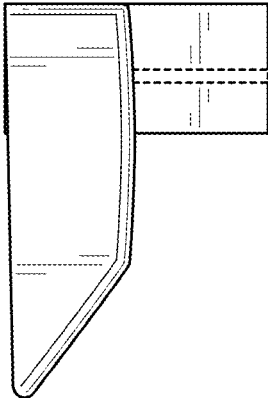


FIG. 11

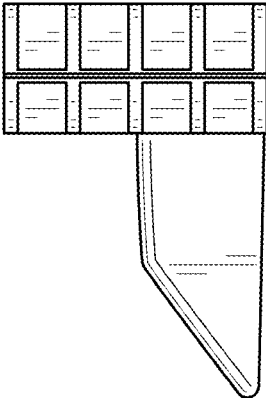


FIG. 12

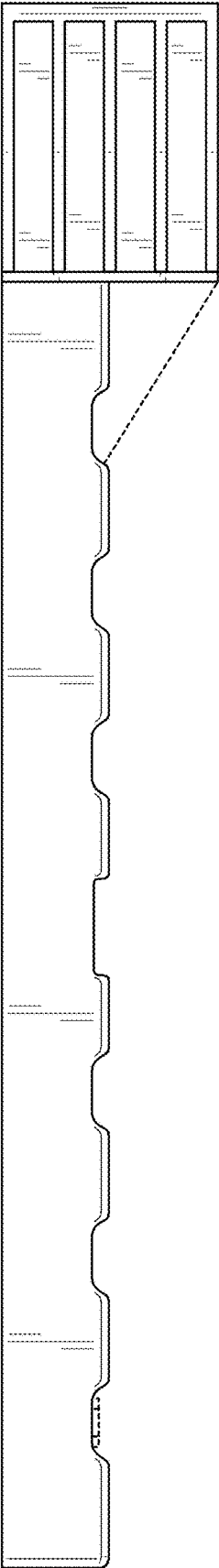


FIG. 13

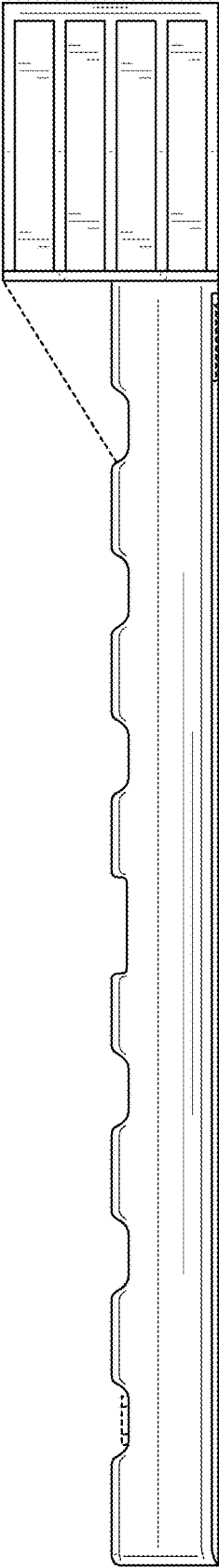


FIG. 14