



US00D577138S

(12) **United States Design Patent**  
**Kitagawa et al.**

(10) **Patent No.:** **US D577,138 S**

(45) **Date of Patent:** **\*\* Sep. 16, 2008**

(54) **FLUORESCENT LAMP**

3,989,335 A	11/1976	Belokin, Jr.	
4,122,510 A	10/1978	Halliday	
4,275,325 A *	6/1981	Guim	313/51
4,514,793 A	4/1985	Andreasen	

(75) Inventors: **Hiroki Kitagawa**, Kadoma (JP); **Shiro Iida**, Kadoma (JP)

(73) Assignee: **Matsushita Electric Industrial Co., Ltd.**, Osaka (JP)

(\*\*) Term: **14 Years**

(Continued)

**FOREIGN PATENT DOCUMENTS**

(21) Appl. No.: **29/286,915**

JP	D 600082	5/1983
----	----------	--------

(22) Filed: **May 22, 2007**

**Related U.S. Application Data**

(63) Continuation of application No. 29/285,341, filed on Mar. 27, 2007, now Pat. No. Des. 557,452.

**OTHER PUBLICATIONS**

Kitagawa et al., U.S. Design Application entitled "Base for Fluorescent Lamp," U.S. Appl. No. 29/285,324, filed Mar. 27, 2007.

(30) **Foreign Application Priority Data**

(Continued)

Feb. 16, 2007 (JP) ..... 2007-003752

*Primary Examiner*—Freda S. Nunn  
*Assistant Examiner*—Kevin K Rudzinski  
(74) *Attorney, Agent, or Firm*—Brinks Hofer Gilson & Lione

(51) **LOC (8) Cl.** ..... **26-02**

(52) **U.S. Cl.** ..... **D26/37**

(58) **Field of Classification Search** ..... D26/3,  
D26/76, 138, 37, 24, 42, 75, 77, 78, 79, 120;  
D13/134; 362/260, 614, 649, 651  
See application file for complete search history.

(57) **CLAIM**

We claim the ornamental design for a fluorescent lamp, as shown and described.

(56) **References Cited**


**DESCRIPTION**

**U.S. PATENT DOCUMENTS**

2,153,366 A	4/1939	Darley
D121,420 S	7/1940	MacCarthy
2,227,739 A	1/1941	Pollard
2,283,454 A	5/1942	Osterloo
2,311,877 A	2/1943	Schelgunov
D155,484 S	10/1949	Comiskey et al.
2,488,677 A	11/1949	McCann
2,499,677 A	3/1950	Pearce
D162,744 S	4/1951	McCann
D210,289 S	2/1968	Tecton
D214,911 S	8/1969	Morgan
3,587,167 A	6/1971	Levin
3,796,869 A	3/1974	Stone
3,976,986 A	8/1976	Zabroski

FIG. 1 is a front perspective view of a fluorescent lamp of the present invention;  
FIG. 2 is a front view thereof;  
FIG. 3 is a rear view thereof;  
FIG. 4 is a first side view thereof;  
FIG. 5 is a second side view thereof;  
FIG. 6 is a top view thereof; and,  
FIG. 7 is a bottom view thereof.

**1 Claim, 7 Drawing Sheets**



# US D577,138 S

Page 2

## U.S. PATENT DOCUMENTS

4,581,687 A 4/1986 Nakanishi  
 4,642,741 A 2/1987 Cohn  
 4,661,890 A 4/1987 Watanabe et al.  
 4,695,768 A 9/1987 Covington et al.  
 D304,087 S \* 10/1989 Porembski et al. .... D26/3  
 D304,502 S \* 11/1989 Heidemann et al. .... D26/3  
 4,903,836 A \* 2/1990 Combs ..... 206/419  
 4,906,891 A 3/1990 Takagi et al.  
 4,926,300 A 5/1990 Ralston  
 4,974,131 A 11/1990 Paradiso  
 D314,629 S \* 2/1991 Sangen et al. .... D26/3  
 5,079,678 A 1/1992 Parker  
 D340,296 S 10/1993 Bachetzky et al.  
 5,299,108 A 3/1994 Griffin  
 5,331,734 A 7/1994 Hunt  
 5,351,896 A 10/1994 Nuttall  
 5,369,558 A 11/1994 Munz  
 D359,571 S \* 6/1995 Abbott ..... D26/3  
 D360,047 S 7/1995 Zimmerman et al.  
 D362,321 S 9/1995 Houssin et al.  
 D365,885 S \* 1/1996 Sangen et al. .... D26/3  
 5,551,643 A 9/1996 Chapin  
 5,632,547 A 5/1997 Ge et al.  
 5,768,663 A 6/1998 Lin  
 D397,811 S 9/1998 Vakil  
 5,864,461 A 1/1999 Cho  
 5,904,415 A 5/1999 Robertson et al.

D428,105 S 7/2000 Holcombe  
 D436,078 S 1/2001 Korte  
 D448,499 S \* 9/2001 Choi ..... D26/3  
 D448,500 S \* 9/2001 Choi ..... D26/3  
 D481,471 S 10/2003 Farmer  
 6,641,285 B2 11/2003 Liu  
 D487,815 S 3/2004 Hoernig  
 6,726,496 B1 4/2004 Reich et al.  
 D490,294 S 5/2004 Dayan  
 6,773,141 B2 8/2004 Zhao et al.  
 6,779,907 B2 8/2004 Beadle  
 D497,442 S 10/2004 Patel  
 D498,312 S \* 11/2004 Leung et al. .... D26/3  
 D521,451 S 5/2006 Wiskerke  
 D521,676 S 5/2006 Richner  
 D528,229 S 9/2006 Kakuno et al.  
 D530,837 S \* 10/2006 Loughrey et al. .... D26/3  
 D537,545 S \* 2/2007 Iida et al. .... D26/3  
 2005/0236959 A1 \* 10/2005 Toth et al. .... 313/486

## OTHER PUBLICATIONS

Kitagawa et al., U.S. Design Application entitled "Base for Fluorescent Lamp," U.S. Appl. No. 29/285,341, filed Mar. 27, 2007.  
 Kitagawa et al., U.S. Design Application entitled "Fluorescent Lamp," U.S. Appl. No. 29/286,906, filed May 22, 2007.  
 Kitagawa et al., U.S. Design Application entitled "Fluorescent Lamp," U.S. Appl. No. 29/286,969, filed May 24, 2007.

\* cited by examiner

FIG. 1




FIG.2



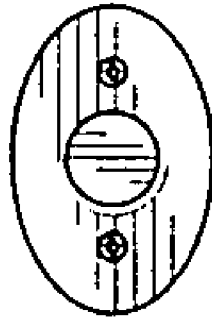


FIG.3



*FIG. 4*



*FIG. 5*

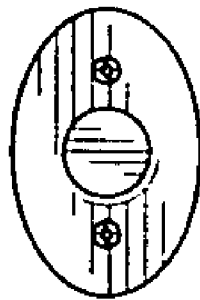


FIG. 6




FIG. 7

