

[54] MOBILE TELEPHONE SET

[75] Inventor: Shigeru Sutoh, Saitama, Japan

[73] Assignee: Kabushiki Kaisha Toshiba, Kanagawa, Japan

[**] Term: 14 Years

[21] Appl. No.: 247,322

[22] Filed: Sep. 21, 1988

[30] Foreign Application Priority Data

May 26, 1988 [JP] Japan 63-20509

May 26, 1988 [JP] Japan 63-20510

May 26, 1988 [JP] Japan 63-20511

[52] U.S. Cl. D14/138; D14/147; D14/142; D14/150

[58] Field of Search D14/138, 142, 147, 148, D14/149, 151; 379/433, 440, 428, 435, 354, 58, 59, 60, 61; 455/89, 90

[56] References Cited

U.S. PATENT DOCUMENTS

- D. 266,506 10/1982 Fukushima et al. D14/138
- D. 267,872 2/1983 Fukushima et al. D14/138
- D. 283,707 5/1986 Goodin et al. D14/138
- D. 289,283 4/1987 Kajita D14/138
- D. 289,895 5/1987 Shibayama et al. D14/138
- D. 291,564 8/1987 Kajita D14/138
- D. 297,009 8/1988 Grainbush et al. D14/138
- D. 298,829 12/1988 Watanabe D14/138
- 4,700,383 10/1987 Takagi et al. 379/433 X

FOREIGN PATENT DOCUMENTS

0279233 8/1988 European Pat. Off. 379/433

Primary Examiner—Horace B. Fay, Jr.

Attorney, Agent, or Firm—Banner, Birch, McKie & Beckett

[57] CLAIM

The ornamental design for a mobile telephone set, as shown and described.

DESCRIPTION

FIG. 1 is a front, left side and bottom perspective view of a mobile telephone set showing my new design in cradled relationship;

FIG. 2 is a front elevational view thereof,

FIG. 3 is a right side elevational view thereof,

FIG. 4 is a rear elevational view thereof,

FIG. 5 is a top plan view thereof,

FIG. 6 is a bottom plan view thereof,

FIG. 7 is a rear elevational view thereof showing handset separated from stand,

FIG. 8 is a front elevational view of a second embodiment thereof, the difference of the embodiment, vis-a-vis the first, being the frame of the display panel, and the shape of the skirt below the pushbuttons;

FIG. 9 is a front elevational view of a third embodiment thereof, the difference of this embodiment, vis-a-vis the first, being the upper speaker phone horizontal apertures substituted for the three round apertures in the first.

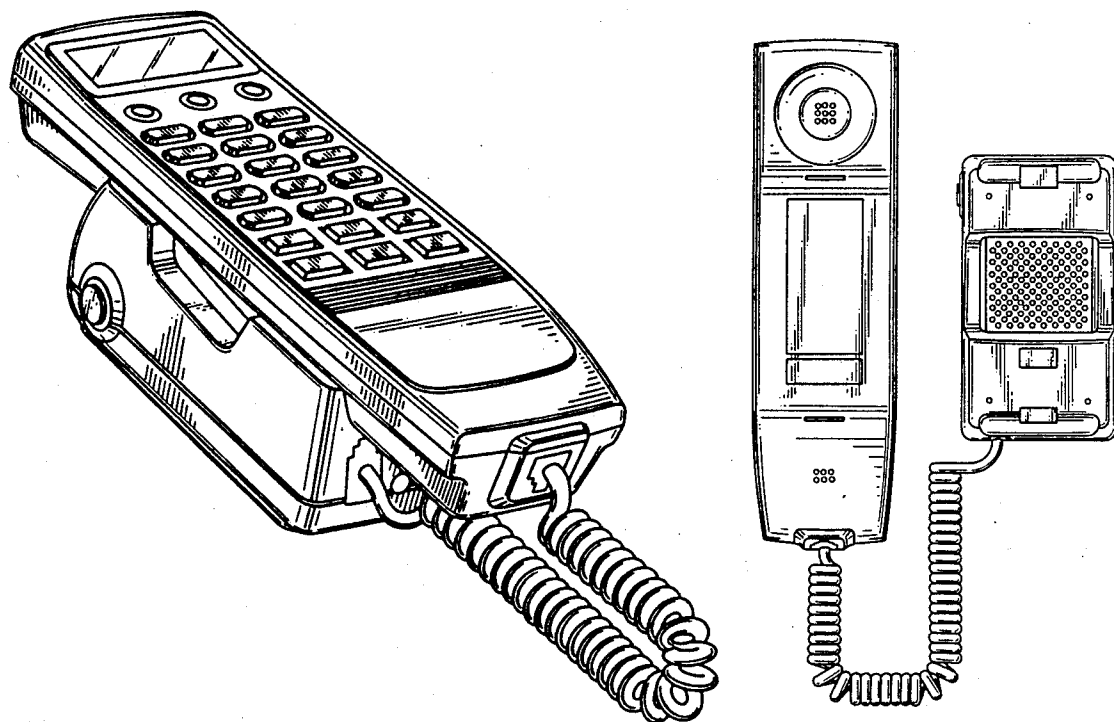
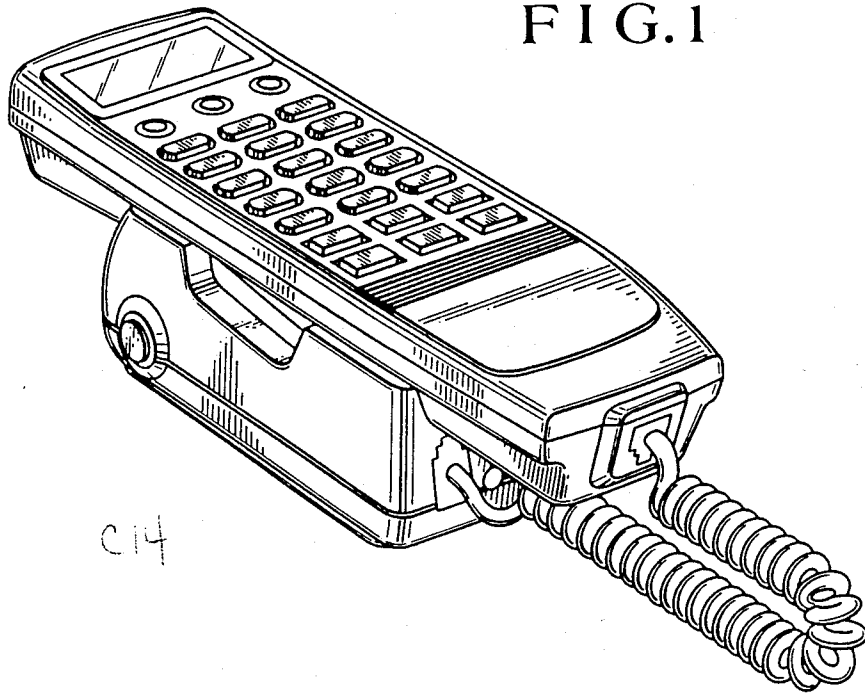


FIG. 1



C14

FIG. 5




FIG. 6

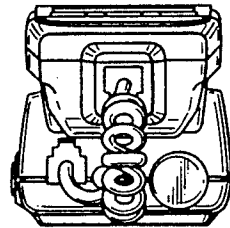


FIG. 2




FIG. 3

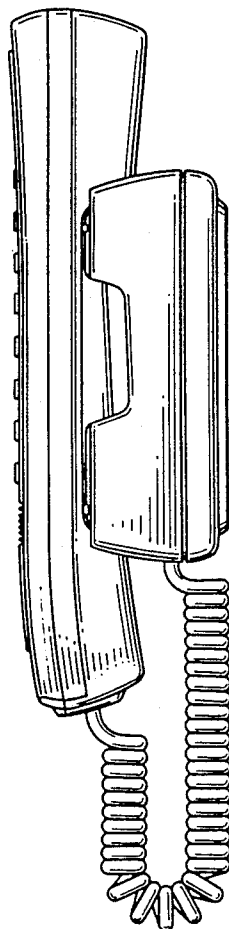


FIG. 4

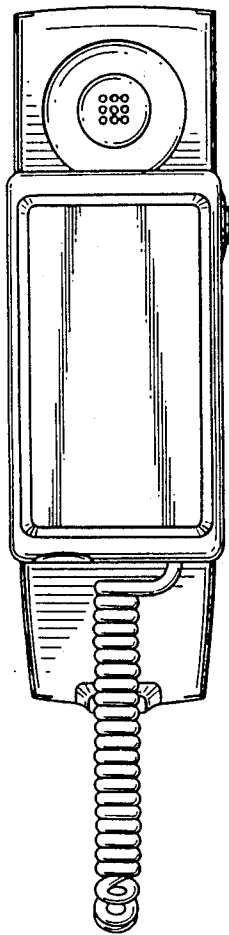


FIG. 7

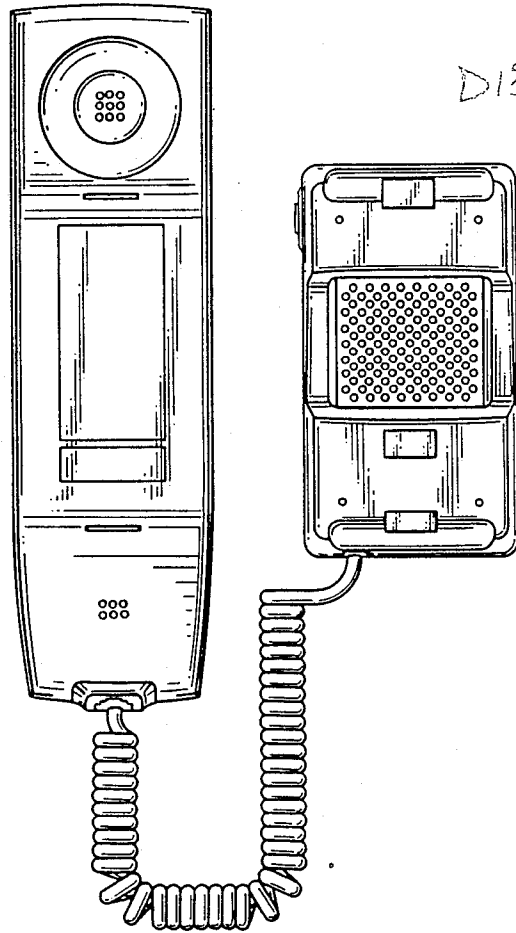


FIG. 8




FIG. 9

