



US00D668333S

(12) **United States Design Patent**
Lee

(10) **Patent No.:** **US D668,333 S**

(45) **Date of Patent:** **** Oct. 2, 2012**

(54) **ORAL RETRACTOR FOR DENTAL PURPOSE**

(75) Inventor: **In Whan Lee**, Ansan-Si (KR)

(73) Assignee: **B&L Biotech, Inc.**, Ansan-si,
Gyenggi-do (KR)

(**) Term: **14 Years**

(21) Appl. No.: **29/398,418**

(22) Filed: **Jul. 29, 2011**

(30) **Foreign Application Priority Data**

Feb. 1, 2011 (KR) 30-2011-0004412

(51) **LOC (9) Cl.** **24-02**

(52) **U.S. Cl.** **D24/135; D24/152**

(58) **Field of Classification Search** D24/133,
D24/134, 135, 136, 137, 138, 139, 140, 152,
D24/176; 433/140, 141; 600/201, 210, 213,
600/217, 226, 235, 237, 242, 246
See application file for complete search history.

(56) **References Cited**

U.S. PATENT DOCUMENTS

2,835,972	A *	5/1958	Sheldon	433/3
D216,313	S *	12/1969	Smith	D24/139
5,320,626	A *	6/1994	Schmieding	606/96
5,351,680	A *	10/1994	Jung	600/214
D363,121	S *	10/1995	O'Neal et al.	D24/135
6,241,658	B1 *	6/2001	Goodrich	600/210
D453,377	S *	2/2002	Schollhorn et al.	D24/135

D468,428	S *	1/2003	Wong	D24/139
D580,053	S *	11/2008	Huether	D24/135
D628,291	S *	11/2010	Palmer et al.	D24/135
2007/0208226	A1 *	9/2007	Grey et al.	600/212
2009/0192516	A1 *	7/2009	Tallarida et al.	606/96
2010/0240005	A1 *	9/2010	Gordon et al.	433/93

* cited by examiner

Primary Examiner — Bridget L Eland

(74) *Attorney, Agent, or Firm* — Lowe Hauptman Ham & Berner, LLP

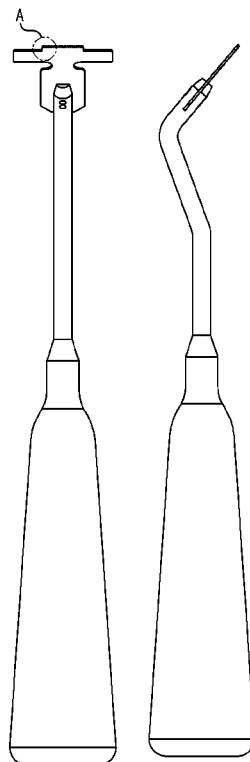
(57) **CLAIM**

The ornamental design for an oral retractor for dental purpose, as shown and described.

DESCRIPTION

FIG. 1 is a perspective view of an oral retractor for dental purpose showing my/our new design;
FIG. 2 is a front elevational view thereof;
FIG. 3 is a rear elevational view thereof;
FIG. 4 is a left side elevational view thereof, the right side being a mirror image;
FIG. 5 is a top plan view thereof;
FIG. 6 is a bottom plan view thereof; and,
FIG. 7 is an enlarged front elevational view of a portion of the oral retractor within the dot-dash broken circle identified as "A" in the FIG. 2 view.

1 Claim, 6 Drawing Sheets



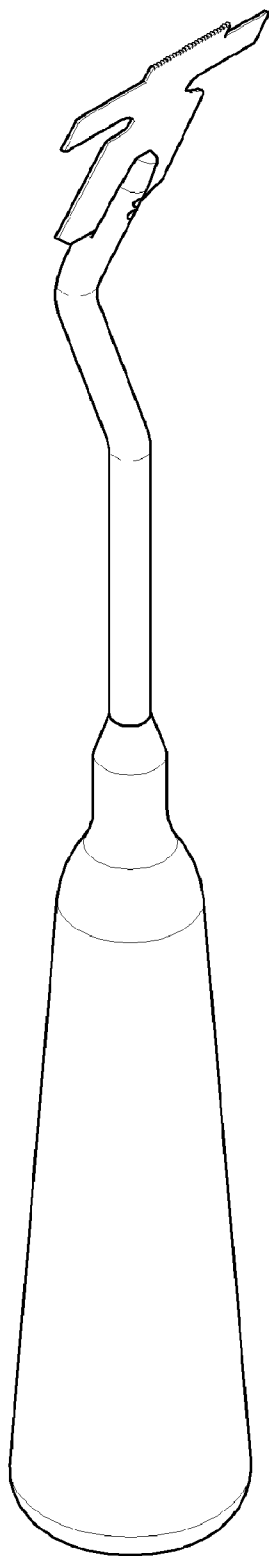


FIG. 1

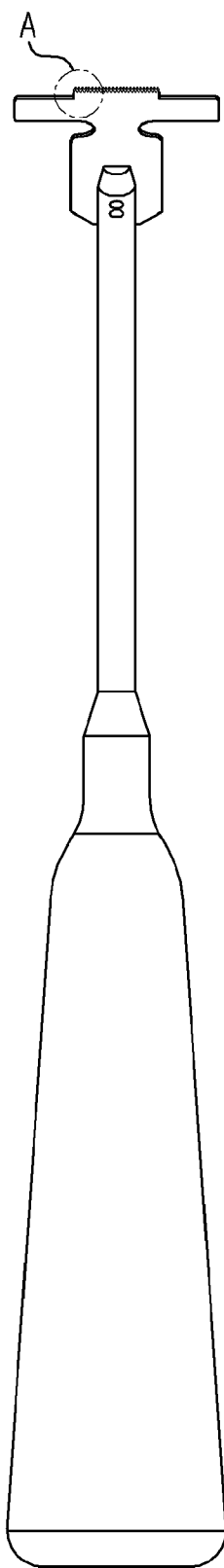


FIG. 2

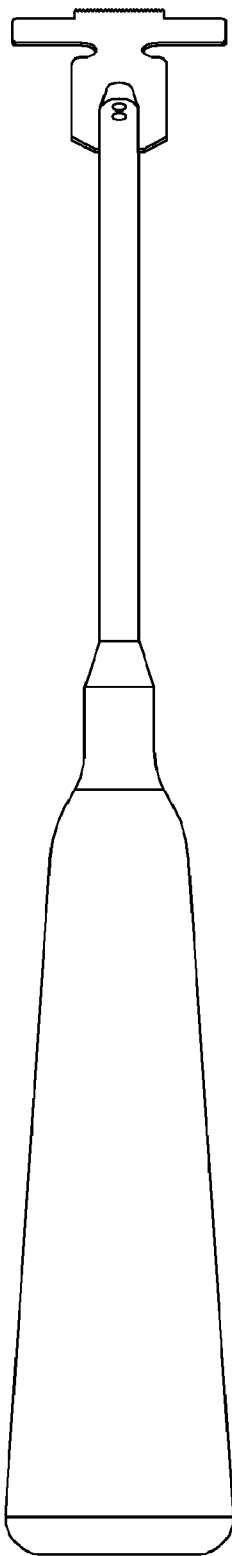


FIG. 3

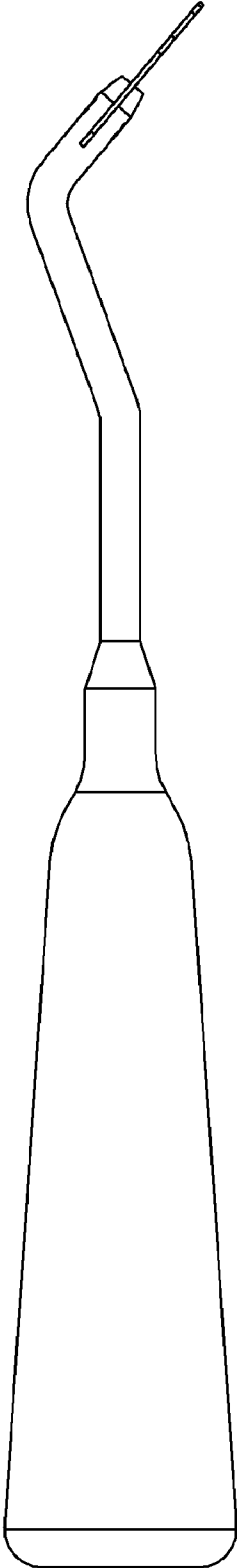


FIG. 4

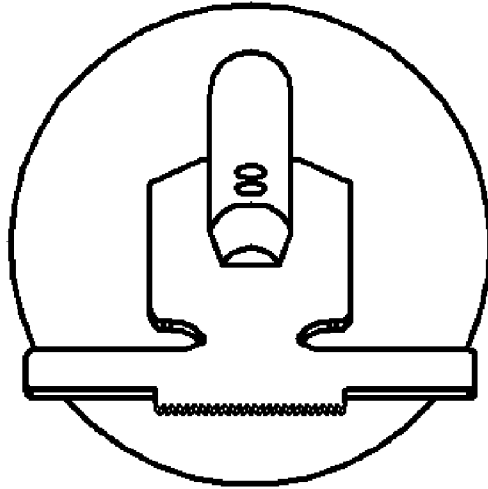


FIG. 5

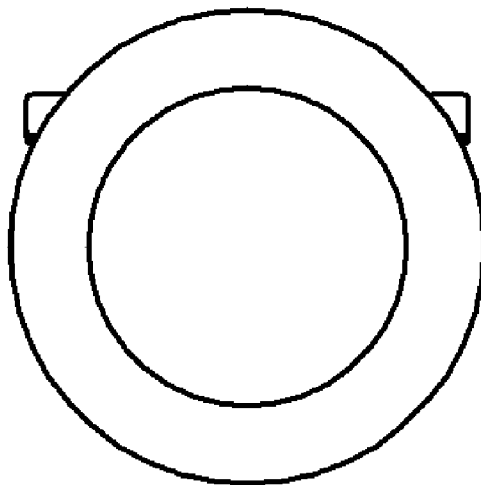


FIG. 6

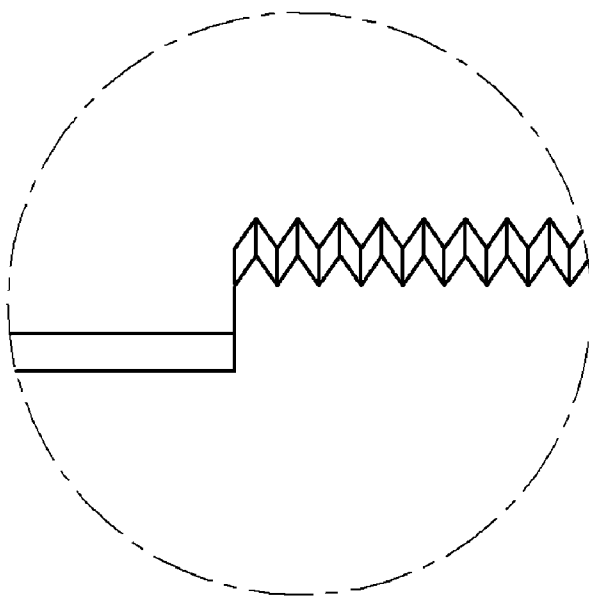


FIG. 7