

(19) World Intellectual Property
Organization
International Bureau



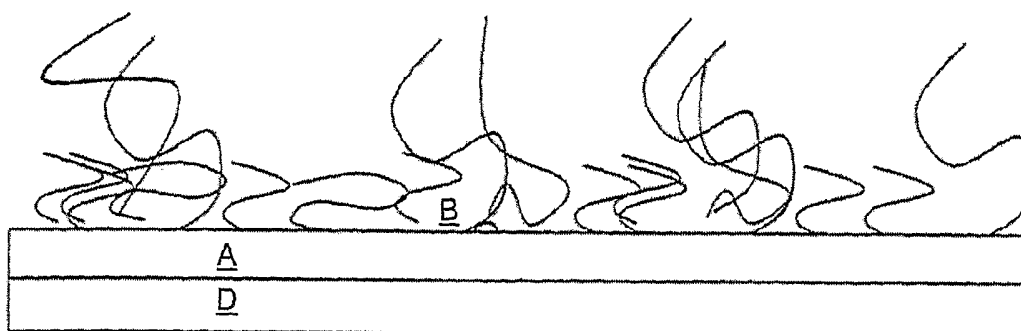
(43) International Publication Date
28 October 2004 (28.10.2004)

PCT

(10) International Publication Number
WO 2004/091685 A2

- (51) International Patent Classification⁷: **A61L 31/10**
- (21) International Application Number:
PCT/IE2004/000057
- (22) International Filing Date: 16 April 2004 (16.04.2004)
- (25) Filing Language: English
- (26) Publication Language: English
- (30) Priority Data:
S2003/0294 17 April 2003 (17.04.2003) IE
- (71) Applicant (for all designated States except US):
MEDTRONIC VASCULAR CONNAUGHT [IE/IE];
Arthur Cox Building, Earlsfort Terrace, Dublin 2 (IE).
- (72) Inventors; and
- (75) Inventors/Applicants (for US only): **HANLEY, Patrick** [IE/IE]; Cloughscolita, Barna, County Galway (IE). **DOLAN, Finbar, B.** [IE/IE]; Baltrasna House, Moate, County Westmeath (IE). **HIGGINBOTHAM, Clement** [IE/IE]; 27 Priory Park, Coosan, Athlone, County Westmeath (IE). **TIERNEY, Morgan** [IE/IE]; Derryneavy, Ferbane, County Offaly (IE).
- (74) Agent: **MACLACHLAN & DONALDSON**; 47 Merrion Square, Dublin 2 (IE).
- (81) Designated States (unless otherwise indicated, for every kind of national protection available): AE, AG, AL, AM, AT, AU, AZ, BA, BB, BG, BR, BW, BY, BZ, CA, CH, CN, CO, CR, CU, CZ, DE, DK, DM, DZ, EC, EE, EG, ES, FI, GB, GD, GE, GH, GM, HR, HU, ID, IL, IN, IS, JP, KE, KG, KP, KR, KZ, LC, LK, LR, LS, LT, LU, LV, MA, MD, MG, MK, MN, MW, MX, MZ, NA, NI, NO, NZ, OM, PG, PH, PL, PT, RO, RU, SC, SD, SE, SG, SK, SL, SY, TJ, TM, TN, TR, TT, TZ, UA, UG, US, UZ, VC, VN, YU, ZA, ZM, ZW.
- (84) Designated States (unless otherwise indicated, for every kind of regional protection available): ARIPO (BW, GH, GM, KE, LS, MW, MZ, SD, SL, SZ, TZ, UG, ZM, ZW), Eurasian (AM, AZ, BY, KG, KZ, MD, RU, TJ, TM), European (AT, BE, BG, CH, CY, CZ, DE, DK, EE, ES, FI, FR, GB, GR, HU, IE, IT, LU, MC, NL, PL, PT, RO, SE, SI, SK, TR), OAPI (BF, BJ, CF, CG, CI, CM, GA, GN, GQ, GW, ML, MR, NE, SN, TD, TG).
- Published:**
— without international search report and to be republished upon receipt of that report
- For two-letter codes and other abbreviations, refer to the "Guidance Notes on Codes and Abbreviations" appearing at the beginning of each regular issue of the PCT Gazette.*

(54) Title: COATING FOR BIOMEDICAL DEVICES



(57) Abstract: A coating formulation for a substrate having abstractable hydrogen radicals is disclosed. The formulation includes a hydrophilic polymeric component comprising at least two polymeric species of differing molecular weights, an unsaturated hydrophilic monomer capable of free-radical polymerisation in the presence of a radical and a UV activatable compound capable of abstracting hydrogen radicals from the surface to be coated and from a polymeric specie of the hydrophilic polymeric component so as to initiate and promote the cross-linkage of the monomer to the surface and of the monomer or a propagating monomer chain to a polymeric specie of the polymeric component, and a suitable solvent to give the formulation a desired viscosity.

WO 2004/091685 A2

COATING FOR BIOMEDICAL DEVICES

The present invention relates to a coating for biomedical devices and in particular to such a coating which facilitates the passage of the coated device through a body cavity or vessel.

5

Medical devices are commonly composed of plastic materials or metals. Generally the surfaces of these materials are hydrophobic, and thus tend to be 'non-slippery' and likely to damage tissue during the insertion, positioning and removal of the device, resulting in the possible delay in the recovery of the patient. In recent times this consideration has become an important requirement in the manufacture of biomedical devices.

10

The introduction and removal of a catheter during an angioplasty procedure involves sliding a catheter through a narrow and tortuous body vessel. It is therefore of great advantage that the friction between the catheter surface and contact tissue be minimised.

15

An effective way to reduce the friction between the surface of a biomedical device and the body area into which it is introduced is through the use of low friction materials and/or coatings, such as PTFE, glycerine or silicone fluids. However these and similar coatings may present problems to the physician before and during insertion by making the device difficult to handle. It is preferable that the coating would only become slippery following insertion of the device into the patient's body. Such coatings are known and are commonly referred to as lubricious hydrophilic coatings or LHC's, and only become slippery when they come into contact with aqueous environments such as bodily fluids.

20

These coatings are applied to the medical device by the attachment of hydrophilic polymer chains to the surface. One class of such coatings comprise hydrophilic polymers that possess reactive end groups that can directly attach or graft onto the surface of the device.

25

US-A-4,100,309 describes a method for producing a flexible LHC by blending a hydrophilic polymer with a polyurethane binder. US-A-5,776,611 employs isocyanate chemistry to produce cross-linked hydrogels on the surfaces of devices. Both coatings may be applied to metallic or polymeric substrates. US-A-5,001,009 describes the

30

preparation of a coating by blending polyvinylpyrrolidone and cellulose esters. The coating can be cast from solution onto biomedical devices and implants such as catheters. In all of these coating systems elevated temperature and aggressive solvents or surface pretreatment are necessary to effect attachment of the coating to the device.

5

Amiji and Park, ACS Symp. Ser. (1994), 540, pp. 135-146 describe a poly(ethyleneoxide) formulation tipped on one end with an isocyanate group for grafting to a polyurethane catheter surface. Freij-Larsson and Wessien, Journal of Applied Polymer Sciences, (1993) 50, pp. 345-352, reported similar findings using various substrates. Fujimoto *et al.*, J. Polymer Science, Polymer Chemistry Edition, (1993) 31, pp. 1035-1043, describe an ozone pretreatment to produce a hydrophilic layer grafted onto pellethane. In their technique they suggested the use of ozone to pre-treat the substrate in order to produce sites for grafting of acrylamide, which they then polymerised *in situ*. However in all cases high temperatures were required to bring about the reaction and this possibly causes damage to the substrate.

15

Another known technique involves the mixing of a hydrophilic polymer and a supporting polymer. This formulation is then applied to the surface of the medical device with the use of a common solvent. The hydrophilic component produces the lubricious coating while the stabilising polymer anchors the soluble polymer through molecular entanglements. This technique is currently used in many commercially available coating formulations including those manufactured and distributed by Hydromer, STS, and Surmodics.

20

The use of hydrogels as LHC's is also known. Such coatings do not require any anchoring or stabilising component as they are self stabilised through cross-links.

25

In order to minimise the heating times and temperatures involved in curing LHC's, methods have been developed which use UV radiation to produce such coatings which do not require excessive heating of the substrate, as the reactions rely on low temperature radiation. US-A-6,110,483 discloses a UV curable coating system which has a high degree of flexibility, consisting of a hydrophilic polymer, a stabilising polymer and an active agent. Such a system avoids the necessity of high cure temperatures to bring about the

30

reaction, but it still requires the use of aggressive solvents. Furthermore, there is a need for several dipping cycles and drying temperatures of at least 50°C to remove the solvents following the reaction.

5 US-A-6,077,698 discloses a chemical linking agent for attaching (any of a number of) many different materials to a surface. The linking agent comprises an at least di-functional photo active compound and at least one charged group to enhance water solubility. A surface is coated with the material by forming an aqueous mixture of the material and linking agent and activating the photoreactive groups to cross-link the material to the
10 surface.

US-A-5,702,754 discloses a coating comprising polyfunctional crosslinking agent “sandwiched” covalently between a substrate and a hydrophilic polymer having organic acid functional groups.

15 US-A-4,979,959 is directed to a method of improving the biocompatibility of a surface by coating it with a linking moiety of structure A-X-B, in which A is a photochemically reactive group capable of bonding covalently to a solid surface, B represents a different reactive group capable of forming a covalent bond to a biocompatible agent and X
20 represents a relatively inert skeletal moiety joining groups A and B.

In US-A-4,835,003, it is disclosed that a PVP coating having a high molecular weight of at least 800,000d provides improved lubricating characteristics.

25 WO 01/17575 discloses a method of coating a substrate by initiating a graft polymerisation reaction on the substrate to generate reactive radical sites on the surface and contacting the substrate with one or more monomers in a medium having different hydrophilicity from the substrate to graft the monomer onto the substrate.

30 US-A-6,340,465 discloses a stable, lubricious, biocompatible coating composition comprising a coupling agent, a polyfunctional polymer and at least one biocompatible agent, wherein the coupling agent and the polymer interact to form a three-dimensional

crosslinking network which can entrap the biocompatible agent. The polyfunctional polymer disclosed has two or more functionalities. The biocompatible agent may be an antithrombotic agent and in one embodiment, the biocompatible agent is a hydrophilic polymer selected from the group consisting of PVP, PVP/vinyl acetate copolymer and
5 polyethylene oxide.

The present invention seeks to provide a method of coating a medical device which provides a reliable, durable hydrophilic coating for the device.

10 Accordingly, the present invention provides a coating formulation for a substrate having abstractable hydrogen radicals, the formulation including a hydrophilic polymeric component comprising at least two polymeric species of differing molecular weights, an unsaturated hydrophilic monomer capable of free-radical polymerisation in the presence of a radical and a UV activatable compound capable of abstracting hydrogen radicals from
15 the surface to be coated and from a polymeric specie of the hydrophilic polymeric component so as to initiate and promote the cross-linkage of the monomer to the surface and of the monomer or a propagating monomer chain to a polymeric specie of the polymeric component, and a suitable solvent to give the formulation a desired viscosity.

20 Preferably, the unsaturated hydrophilic monomer has at least two acrylate functional groups. The at least two polymeric species may include different functional groups. For example, the species may comprise chemically different polymers. The polymeric species may comprise straight chain or branched chain polymers. Ideally, at least one polymeric species comprises a relatively lower molecular weight polymer and at least one polymeric
25 species comprises a relatively higher molecular weight polymer. Molecular weights in the range of 40kDa to 100kDa are contemplated for the relatively lower molecular weight polymer and molecular weights in the range of 100kDa to 1500kDa are contemplated for the relatively higher molecular weight polymer. Weight ratios of the lower molecular weight polymer to the higher molecular weight polymer of at least about 1-3: 1-2 have
30 been found to give coatings with acceptable properties.

In a preferred arrangement, the substrate to be coated comprises a surface of a biomedical device and the formulation's monomeric and polymeric components are biomedically compatible.

- 5 The surface to be coated with the formulation of the invention will be one which contains labile hydrogen atoms available for abstraction. Such materials include without limitation nylon-based materials, polyurethanes, polyolefins and polyethyleneterephthalates.

Ideally, the UV activatable compound is selected from any of a group that use a hydrogen
10 abstraction mechanism to initiate polymerisation, including aryl ketones such as benzophenone, xanthone and dichlorobenzophenone. Benzophenone is particularly preferred since it is readily available and inexpensive. A particularly preferred monomer for the coating formulation is acrylic acid, which has the functionality to react both with the substrate and with the polymeric specie on initiation of the hydrogen abstraction
15 mechanism by the UV-activated initiator. Other monomeric species will also be suitable. For example, N-vinyl-2-pyrrolidone would also be a suitable choice and indeed any monomers having unsaturated linkages which produces a final, non-toxic, biocompatible coating will be available for selection. In a preferred arrangement, the polarity of the monomeric species will be a consideration since selection of a suitably polar monomer will
20 enable the monomer to also act as a solvent for the other components of the formulation, thereby reducing the volume of other solvent required, if any.

The invention also provides a coating mixture for a biomedical device which has labile
25 hydrogen radicals available for abstraction, the mixture comprising acrylic acid monomer, at least two hydrophilic polymeric species of differing molecular weight and a UV activatable compound capable of abstracting labile hydrogen radicals from the surface to be coated and from at least one of the polymeric species so that on activation of the UV activatable compound, the components bond to the surface of the biomedical device to coat it with a hydrophilic, interpenetrating matrix of polymers. Ideally, the UV activatable
30 compound comprises benzophenone and the polymeric species comprise polyvinylpyrrolidone.

The system of the invention involves the *in situ* polymerization of a coating which produces good direct covalent grafting of a hydrophilic polymer to an underlying substrate, for example the surface of a medical device.

- 5 By utilizing the monomer as a solvent prior to curing, the use of another solvent or solvents to facilitate the application of the LHC is minimized. UV light is conveniently used to activate, polymerize and crosslink the coating *in situ*.

10 The coating formulations of the invention are applicable for coating any surface which permits the abstraction of hydrogen radicals from the substrate by, for example, benzophenone. Any material can be coated if it contains an active hydrogen such as that which would be present in an amino group or an hydroxyl group.

15 Materials which do not have active such groups may be pre-treated in order to impart the correct functionality to enable them to be coated with a coating formulation of the present invention.

20 The coating of the invention is useful in particular for coating stent delivery systems, guiding catheters, introducers and other biomedical device. Equally, it is applicable to coating many other materials and any material which has abstractable hydrogen atoms at its surface may be coated using these coatings.

The invention will now be described in more detail with reference to biomedical devices and to the accompanying figures, in which: -

25 Figure 1 is a schematic representation of a coating according to the invention applied to a medical device;

30 Figure 2 is a representation of one suggested reaction mechanism for the coating method according to the present invention; and

Figures 3 and 4 are charts showing results of durability tests and frictional tests carried out on different coatings formulations.

The present invention relates to the design and development of a tuneable lubricious hydrophilic polymer coating formulations and a method for its direct attachment to substrates, including polymeric substrates.

The coating components include (i) blends of hydrophilic polymeric species of differing chemistry and/or molecular weight, (ii) a liquid monomeric species and (iii) an initiator. Ideally, the polymer blend and monomeric species are readily available, relatively inexpensive and non-toxic materials. Polyvinylpyrrolidone (PVP) is particularly useful as the polymeric species and acrylic acid is particularly useful as the monomeric species. An aryl ketone initiator, such as benzophenone, is particularly suitable as the UV activatable compound for promoting the formation of a coating.

15

It is believed that when the initiator is activated, the radical generated on the benzophenone can

- (a) initiate chain addition polymerisation of acrylic acid;
- (b) abstract labile hydrogens from nylon and PVP chains to generate radicals to initiate grafting reactions; and
- (c) where a difunctional methacrylate monomer is supplied as a crosslinking agent, initiate polymerisation of this agent leading to a degree of crosslinking.

The radicals generated on the polymer chain can couple with propagating polyacrylic acid chain radicals to graft and terminate the polymerisation, probably giving rise to polyacrylic acid chains of varying chain lengths and probably branches and crosslinks grafted on to the polymer chains. Propagating chains emanating from the polymers can also couple with each other to generate hydrophilic crosslinked structures. Thus the resulting coating will comprise a complex matrix with an interpenetrating network structure.

30

The purpose of blending polymers of different chemical species and/or molecular weight is to optimise the hydrophilicity of the coating when wetted, as illustrated in Figure 1. As shown in that figure, the final coating on the surface of the medical device has polymeric species of differing lengths extending away from it. This provides a means by which water
5 may be trapped between the polymeric species when the surface is wetted, lending it hydrophilic and lubricious characteristics. The final coating will in fact be a chemically heterogeneous system or interpenetrating network, but will nevertheless predominantly comprise of a "layer" A constituted of the former monomer covalently attached to the underlying surface of the medical device D. An outer layer B comprises the different
10 polymeric species covalently linked to the former monomer of layer A. Since the layer B is comprised of polymer of different species and/or molecular weights, the result is that the outer layer comprises a matrix or network of differing chain length or differing degrees of molecular cross-linkage and entanglements of the polymers in the layer. Side reactions further complicate the chemical nature of the coating. For example cross-linking may
15 occur between polymers. All these effects combine to give a coating which can swell on exposure to an aqueous environment to give the coated device a desired lubricity. By altering the components of the system, lubricity, coating strength, durability and hydrophilicity can be adjusted to provide suitable characteristics for a particular device or use. Furthermore, the viscosity of the coating formulation can be modified as desired by
20 choice of the components and solvents.

Typically but not exclusively, the surface to be coated is itself a polymer. The coating is covalently grafted or bonded to it by providing conditions under which the monomeric species binds covalently first to the surface and subsequently to the polymeric species, so
25 that the monomer acts as a bridge or link between the surface and the polymeric material. Differing co-polymeric species of differing length will exist on the surface on termination of the reaction, depending on the number of monomers which polymerise together prior to linkage of a polymeric species to the monomer or polymerised monomer chain, as well as on the chemical nature of the polymer(s) in the mixture.

30

The purpose of the liquid monomer is to provide a coating which is covalently linked to the underlying surface and on which to covalently attach and anchor the hydrophilic polymeric

species, e.g, PVP. In rendering the invention to practise, acrylic acid was used as the liquid monomer which on curing immobilised the PVP on the substrate, as illustrated schematically in Figure 1.

5 Without wishing to be limited to any particular reaction mechanism, Figure 2 nevertheless illustrate some of the proposed reactions which are likely to occur in the formation of the coating. Other reactions and side reactions are also likely to occur to differing extents depending on the nature of the materials chosen and the reaction conditions selected. It is
10 on exposure to an aqueous environment to impart desired lubricious characteristics to the coated article.

Benzophenone is one suitable initiator for the acrylic acid polymerisation. It can also covalently bond the polymer directly to the substrate (i.e. the medical device) polymer
15 through hydrogen abstraction, although in practice this reaction will proceed more slowly and the predominant reaction is that of the covalent linkage of the monomer to the substrate followed by reaction with the polymeric species.

Coatings were prepared by dissolving a desired polyvinylpyrrolidone (PVP) blend in
20 propanol and adding the monomer and initiator (e.g. acrylic acid and benzophenone) in appropriate quantities. The solution was then mixed further before filtration and stored in tinted glass containers.

It is an advantage of the coating of the present invention that the liquid monomer itself
25 contributes as a solvent for the dissolution of the polymeric species, thereby reducing the amount of extraneous solvent in the coating.

The substrate (for example a medical device) is coated by known means. Normally, the area to be coated is cleaned or otherwise treated, e.g., with alcohol, before being immersed
30 in the coating solution. The substrate is then removed from the coating **solution** and transferred to a curing chamber where the coating is cured by exposure to light or heat,

typically UV light, for a period sufficient for the initiator to catalyse the polymerisation. Thereafter, any remaining extraneous solvent is allowed to dry off the surface.

5 Upon contact with blood, the hydrophilic polymeric coating swells as it absorbs water and creates an aqueous lubricious coating about the coated device, lowering friction between it and the vessel wall and thus reducing damage to the vasculature.

10 The coating formulation of the invention offers the possibility of using different molecular weights of hydrophilic PVP's or other polymers and the *in situ* polymerisation of monomer acrylic acid/polymers. The initiator, such as benzophenone, has the dual role when used in excess of abstracting hydrogen radicals from the polymer of the medical device surface and from the monomer, when bound to the surface, to promote polymerisation of further polymers. It can likewise abstract radicals from the PVP chains to initiate grafting reactions.

15

By blending hydrophilic polymer species of different molecular weights the hydrophilic character of the coating can be modified in order to achieve a desired or optimum lubricity.

20 The hydrophilic component adheres to the substrate by becoming embedded in an adherent polymer matrix film which is attached through chemical binding to the surface of the substrate.

25 The direct covalent attachment of the embedding monomer matrix to the substrate by the abstraction of hydrogen from the substrate and the subsequent grafting of the polymer provides a durable and flexible coating.

30 The hydrophilic coating formulation comprises a number of components which contribute to the application and curing of the coating and the performance of the final product. Use of solvents has been minimised through the use of a monomeric component which prior to curing, acts as a solvent for the other components present and during curing acts as a grafting agent to ensure stability by covalently interlinking to both the surface being coated and to the coating polymer. Preferred monomers include N-vinyl-2-pyrrolidones and

acrylic acid and other monomers will also be suitable. Any monomeric compounds containing unsaturated linkages may be used. Monomeric compounds containing active/extractable hydrogen atoms tend to form coatings that are less stable due to lower occurrence of grafting to the substrate. The polarity of the monomer used is also important
5 in relation to its ability to act as an active solvent for the system. Though acting as a solvent prior to cure, during cure the monomer is employed in grafting the coating to the surface of the substrate. The monomers can auto-polymerise to form the coating and predominantly will also graft to the polymeric substances, which serve as viscosity modifiers prior to cure and which enhance lubriciousness post cure.

10

A mixture of any suitable monomers may be used.

The UV activatable agent or initiator can be one of many of a group which rely on hydrogen abstraction mechanisms to act as initiators. These include aryl ketones including
15 benzophenone, xanthone and dichlorobenzophenone. As mentioned above, one suggested mechanism for grating is shown schematically in Figure 2, using benzophenone as the initiator.

Initially the UV excitation of the benzophenone is followed by photoreduction of the
20 substrate (in this case a nylon catheter) via the extraction of the hydrogen atoms. This leaves free radicals on the surface of the substrate which act as sites for covalent bonding of a monomer molecule. Polymerisation of the monomer with itself and/or with the hydrophilic polymer then occurs and the resultant coating is bound to the substrate through covalent bonds.

25

The use of a polymeric species allows for control of the hydrophilicity (thus lubricity), formulation viscosity and the coating thickness. The use of hydrophilic polymers such as polyvinylpyrrolidone (PVP) and polyethylene-oxide is preferred but others can be used or mixtures of different polymeric species may be used. The presence of active hydrogens
30 along such polymeric materials improves the stability of the coating through the formation of bonds as described above.

Crosslinking agent such as ethylene glycol dimethacrylate (EGDMA) can optionally be incorporated to improve the coating stability and to control swelling of the coating.

Solvents can also be incorporated into the formulation to control the coating thickness.

5 However, solvents such as acetone themselves provide active hydrogens and therefor inhibit the reaction.

The coating formulation of the invention will be suitable for coating any surface which includes susceptible hydrogen atoms, including but not limited to nylon-based materials, polyurethanes, polyolefins, polyethyleneterephthalates and the like. The coating can be
10 applied to the surface by any method known to the skilled person, including dipping, brushing or spraying.

EXAMPLES

15

Coating formulations were prepared in accordance with Table 1.

Example	PVP K90 (Grams)	PVP29/32 (Grams)	Acrylic Acid (Grams)	Benzophenone (Grams)	Propanol (mls)
1	7.5	2.5	0.6664	0.3328	440
2	5	5	0.6664	0.3328	440

TABLE 1

20

The molecular weight of PVP is often expressed in terms of the Fikentscher K-value that is derived from the solution viscosity as shown in Table 2.

Viscosity in H ₂ O cSt (%PVP)	K - Value	Mn (Number Ave)	Mw (Weight Ave)
7 (20)	13-19	10,000	12,000
25 (20)	26-34	40,000	55,000
50 (10)	50-62	220,000	400,000
400 (10)	80-100	630,000	1,280,000
7000 (10)	115-125	1,450,000	2,800,000

25

TABLE 2

Table 2 illustrates the relationship between K-Value and the number and weight average molecular weights (From GAF (ISP) Technical Bulletin 2302-203 SM 1290 "PVP polyvinylpyrrolidone polymers 1990").

5 The PVP was added slowly to the propanol with stirring at room temperature until all the PVP had gone into solution. Next, the acrylic acid and benzophenone were added and stirring was continued until all components were in solution. Thereafter, the solution was filtered providing a stock coating solution. The solution was protected from light during preparation and subsequent storage. The stock solution was filtered. This solution can be
10 stored, protected from light, for up to three weeks.

An article to be coated, such as a nylon catheter, is firstly end-sealed to prevent coating solution from entering into the lumen of the catheter. The sealed shaft is then cleaned by wiping with a solvent such as propanol. The shaft is lowered into the prepared stock
15 coating solution and withdrawn sufficiently slowly to allow excess coating to flow off. The dipped article is held at room temperature for about 3 minutes to allow it to drip and thereafter, it is moved into a UV chamber. Once the shaft has been dipped, great care is taken to avoid touching the surface, thereby damaging the final coating. The UV chamber includes a UV source operating at about 365nm. Following a residence in the chamber of
20 about 3 minutes, the coating cures and the shaft is withdrawn and allowed to cool for about 3 minutes. At the end of the cooling cycle, any remaining propanol solvent will have evaporated off and the coating is complete and dry. Once the shaft has cooled, it is passed to downstream processing steps which include a visual inspection of the coated surface to ensure its integrity and removal of the sealed tip so that the lumen is once again open.

25 The coating formulations were used to coat lengths of nylon tubing according to the method described above. The coated lengths were each inspected visually to assess the gross appearance of the coating and its smoothness and integrity. In addition, a manual assessment of the coating was made by rubbing the coated tubing twice between the
30 fingers and assessing the lubricity and durability of the coating of Examples 1 and 2 of Table 1. The results of the visual and manual inspections are set out in Table 3.

Example	Feel	2 nd Run	Lubricity	Durability	Comments
1	Pass	Pass	1	2	Feels Good and Lub
2	Pass	Fail			Feels Good and Lub

Lub = Lubricious

TABLE 3

5 The lubricity characteristics of the coatings were measured using a calibrated test rig set up to measure the initial frictional force in grams exerted as tubing pre-wetted in water at room temperature is drawn through a jaw pair. Durability of the coating was assessed by measuring initial frictional forces over iterative drawings. Figures 3 and 4 are respectively plots of the durability and initial frictional forces measured for the different coating
10 formulations and Table 4 details the result of the lubricity and durability studies for Examples 1 and 2.

Example	1st cycle peak (g)	10th cycle peak (g)	1st Energy	10th cycle Energy (g/m)	Durability (g/m)
1	63.2	128.6	512.2	878.4	366.2
2	60.2	595.4	572.4	5111.8	3484.4

TABLE 4

15

Example 1 was selected as the best performing sample in both frictional durability studies and hand evaluation.

18 In the preferred embodiment of the invention described above, the two critical components
20 relating to the curing and performance of the coating are the acrylic acid and benzophenone.

The following ranges of these components, based on solutions of 2.156% PVP K90 and 0.7197 % PVP K29/32 in isopropanol, are suitable for use in the present invention.

25

Benzophenone range 0.0088% to 0.01%

Acrylic Acid Range 0.0177143% to 0.02%.

These ranges, which are wt/volume, are also suitable for other solutions of the polymers.

- 5 Additions of PVP weight ranged from 0.025% to 25.0%. The molecular weight of the PVP is an important factor due to its effect on the solution viscosity). Molecular weight combinations of low and high molecular weight species are preferred).

10 Further examples 3 to 13 of formulations suitable for use in the present invention are set out in the attached Table 5.

Example	Polymer A	Polymer B	Ratio	Polymer C	Initiator	Solvent
1	PVPa 7.5g (75% wt) Mw 40kDa	PVPb 2.5g (25%) Mw 360kDa	3:1	Acrylic Acid (AA)	Benzephenone (0.0001%wt)	AA Isopropanol 440mls
2	PVPa 5.0g (50%) Mw 40kDa	PVPb 5.0g (50%) Mw 360kDa	1:1	Acrylic Acid (AA)	Benzephenone (0.0001%wt)	AA Isopropanol 440mls
3	PEO a 6.0g (60%wt) Mw 100kDa	PEO b 4.0g (40%wt) Mw 300kDa	3:2	N-Vinyl 2 Pyrrolidone (NV2P)	Benzephenone (0.1g)	NV2P Isopropanol 220mls H2O (dist.) 220mls
4	PEO a 6.0g (60%wt) Mw 40kDa	PEO b 4.0g (40%wt) Mw 1500kDa	3:2	N-Vinyl 2 Pyrrolidone (NV2P)	Benzephenone (0.1g)	NV2P in Isopropanol 220mls H2O (dist.) 220mls
5	PVP 6.0g (60%wt) Mw 40kDa	PEO b 4.0g (40%wt) Mw 100kDa	3:2	N-Vinyl 2 Pyrrolidone (NV2P)	Benzephenone (0.1g)	NV2P in Isopropanol 220mls H2O (dist.) 220mls
6	PEO a 6.0g (60%wt) Mw 100kDa	PEO b 4.0g (40%wt) Mw 1000kDa	3:2	Methyl meth acrylate	Benzephenone (0.1g)	MMA in Isopropanol 220mls H2O (dist.) 220mls
7	PEO a 6.0g (60%wt) Mw 100kDa	PEO b 4.0g (40%wt) Mw 1000kDa	3:2	Hydroxy ethyl acrylate (HEA)	Benzephenone (0.1g)	HEA in Isopropanol 220mls H2O (dist.) 220mls
8	PHEMA 6.0g (60%wt) Mw 100kDa	PVP 4.0g (40%wt) Mw 300kDa	3:2	Acrylic acid (AA)	Hydroxy cyclohexyl phenyl ketone (0.1g)	AA in Isopropanol 440mls
9	PVP 6.0g (60%wt) Mw 40kDa	PHEMA 4.0g (40%wt) Mw 100kDa	3:2	Acrylic Acid (AA)	Benzephenone (0.0001%wt)	AA Isopropanol 440mls

10	PVP a 6.0g (60%wt) Mw 40kDa	PVP b 4.0g (40%wt) Mw 360kDa	3:2	N-Vinyl 2 Pyrrolidone (NV2P)	Hexamethylen e disocyanate (0.0001%wt)	NV2P Isopropanol 440mls
11	PVP a 6.0g (60%wt) Mw 40kDa	PVP b 4.0g (40%wt) Mw 360kDa	3:2	Acrylic Acid (AA)	Hydroxy cyclohexyl phenyl ketone (0.1g)	AA Isopropanol 440mls
12	PEO 6.0g (60%wt) Mw 100kDa	PHEMA 4.0g (40%wt) Mw 1000kDa	3:2	Acrylic Acid (AA)	Hydroxy cyclohexyl phenyl ketone (0.1g)	AA Isopropanol 220mls H2O (dist.) 220mls
13	PVP a 6.0g (60%wt) Mw 40kDa	PVP b 4.0g (40%wt) Mw 360kDa	3:2	N-Vinyl 2 Pyrrolidone (NV2P)	Benzephenone (0.0001%wt)	NV2P Isopropanol 440mls

TABLE 5

5 Polymer A: Hydrophilic polymer
 Polymer B: Amphiphilic polymer
 Polymer C: Hydrophilic monomer

10 Typical Ratio's Polymer A : Polymer B
 (50-75%) : (25 – 50%)

PHEMA Poly hydroxy ethyl meth acrylate
 PVP Polyvinyl methacrylate
 PEO Poly ethylene oxide
 PU Polyurethane (Hydrophilic/Hydrophobic) species

15

It will of course be understood that the invention is not limited to the specific details herein described, which are given by way of example only and that various alterations and modifications may be made without departing from the scope of the invention as defined in the appended claims.

20

Claims:

1. A coating formulation for a substrate having abstractable hydrogen radicals, the
5 formulation including a hydrophilic polymeric component comprising at least two
polymeric species of differing molecular weights, an unsaturated hydrophilic
monomer capable of free-radical polymerisation in the presence of a radical and a
UV activatable compound capable of abstracting hydrogen radicals from the surface
10 to be coated and from a polymeric specie of the hydrophilic polymeric component so
as to initiate and promote the cross-linkage of the monomer to the surface and of the
monomer or a propagating monomer chain to a polymeric specie of the polymeric
component, and a suitable solvent.
2. A coating formulation as claimed in claim 1 wherein the unsaturated hydrophilic
monomer has at least two acrylate functional groups.
- 15 3. A coating formulation as claimed in claim 1 and 2 wherein the at least two polymeric
species include different functional groups.
4. A coating formulation as claimed in claim 1 or claim 2 wherein the polymeric
species comprise chemically different polymers.
5. A coating formulation as claimed in any one of the preceding claims wherein the
20 polymeric species comprise straight chain or branched chain polymers.
6. A coating formulation as claimed in any one of the preceding claims wherein at least
one polymeric species comprises a relatively lower molecular weight polymer and at
least one polymeric species comprises a relatively higher molecular weight polymer.
7. A coating formulation as claimed in claim 6 wherein the relatively lower molecular
25 weight polymer has molecular weight in the range of 40kDa to 100kDa and the
relatively higher molecular weight polymer has a molecular weight in the range of
100kDa to 1500kDa.

8. A coating formulation as claimed in claim 6 or 7 wherein the weight ratio of the lower molecular weight polymer to the higher molecular weight polymer is at least about 1-3: 1-2.
9. A coating formulation as claimed in any one of the preceding claims wherein the UV
5 activatable compound is selected from any of a group that use a hydrogen abstraction mechanism to initiate polymerisation, including aryl ketones such as benzophenone, xanthone and dichlorobenzophenone.
10. A coating formulation as claimed in claim 9 wherein the UV activatable compound is benzophenone.
- 10 11. A coating formulation as claimed in any one of the preceding claims wherein the monomer for the coating formulation is acrylic acid, which has the functionality to react both with the substrate and with the polymeric specie on initiation of the hydrogen abstraction mechanism by the UV activatable compound.
12. A coating mixture for a biomedical device which has labile hydrogen radicals
15 available for abstraction, the mixture comprising acrylic acid monomer, at least two hydrophilic polymeric species of differing molecular weight and a UV activatable compound capable of abstracting labile hydrogen radicals from the surface to be coated and from at least one of the polymeric species so that on activation of the UV
20 activatable compound, the components bond to the surface of the biomedical device to coat it with a hydrophilic, interpenetrating matrix of polymers.
13. A coating formulation as claimed in claim 12 wherein the UV activatable compound comprises benzophenone.
14. A coating formulation as claimed in claim 12 or 13 wherein the polymeric species
25 comprise polyvinylpyrrolidone.

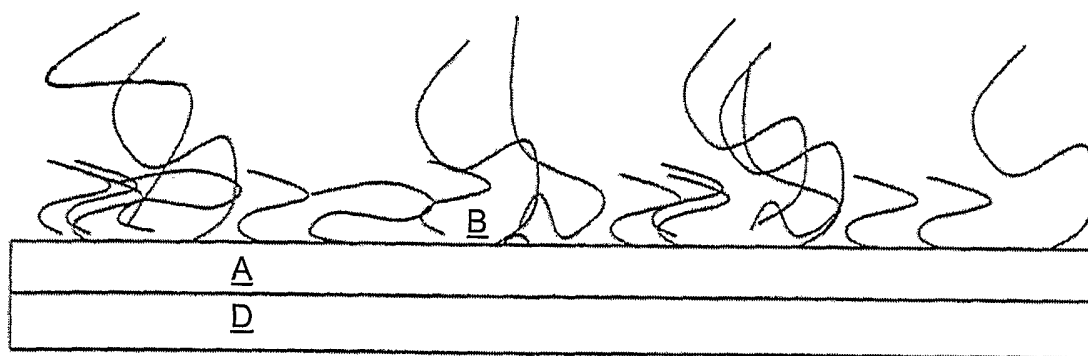


FIGURE 1

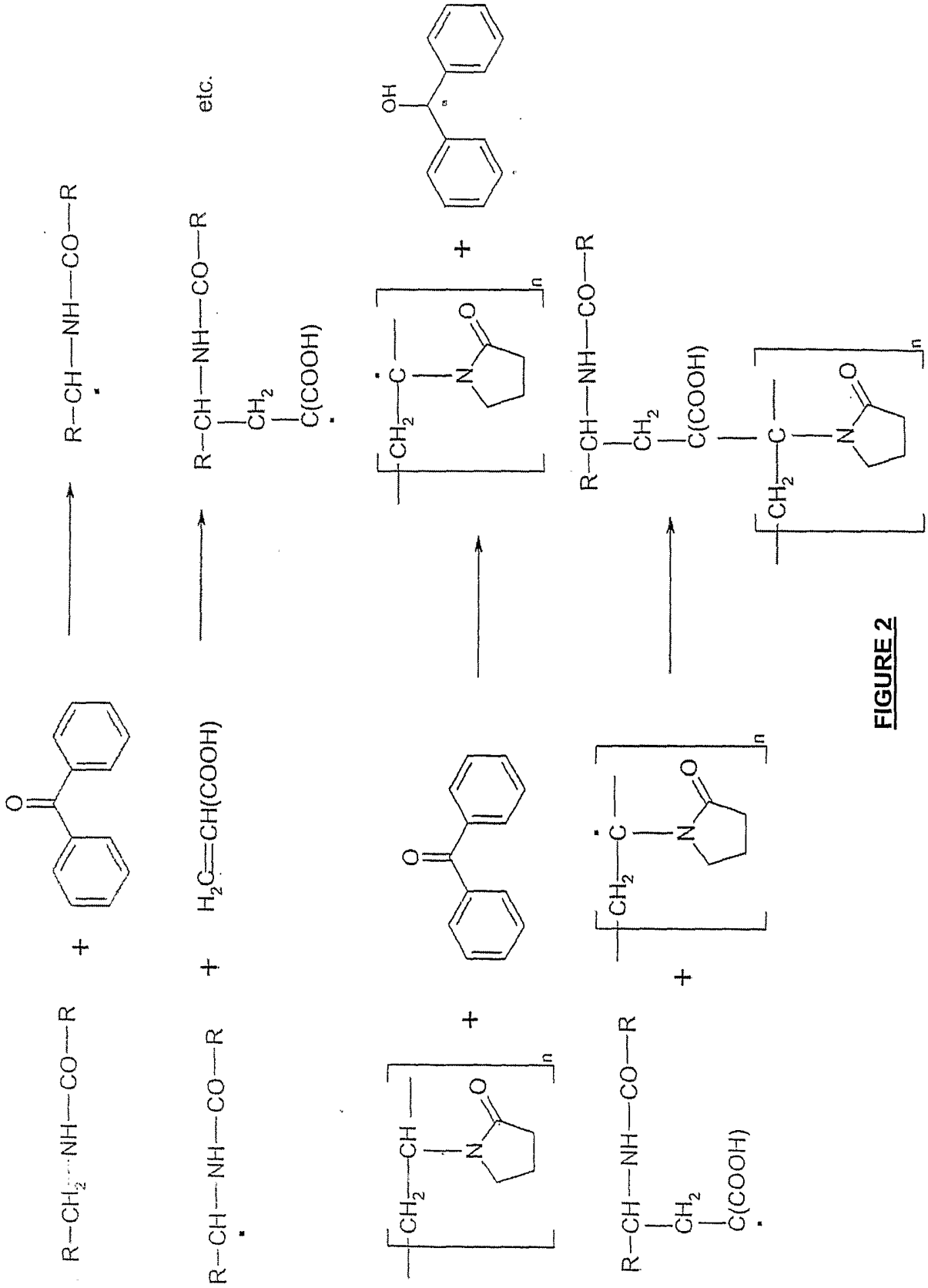


FIGURE 2

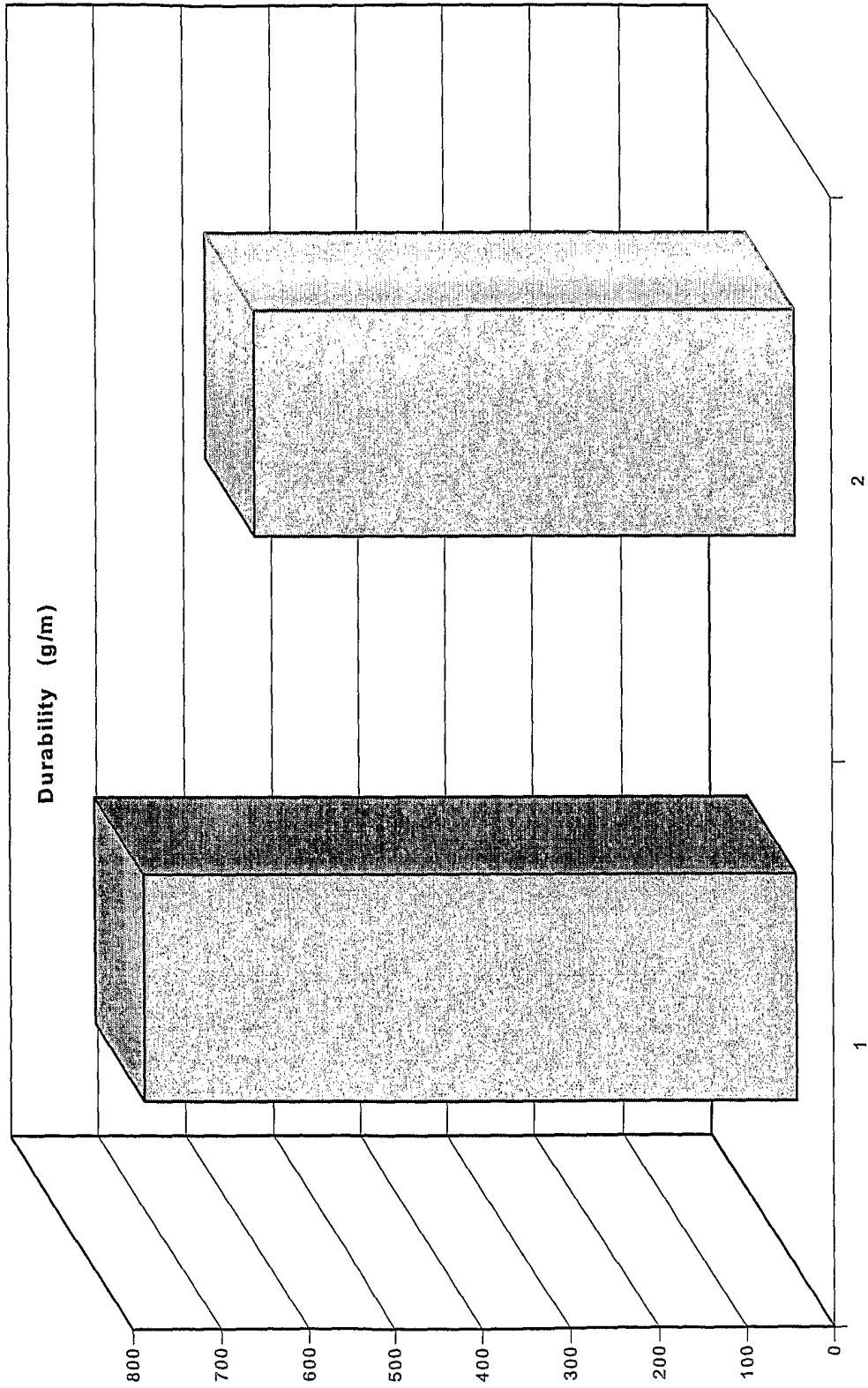


FIGURE 3

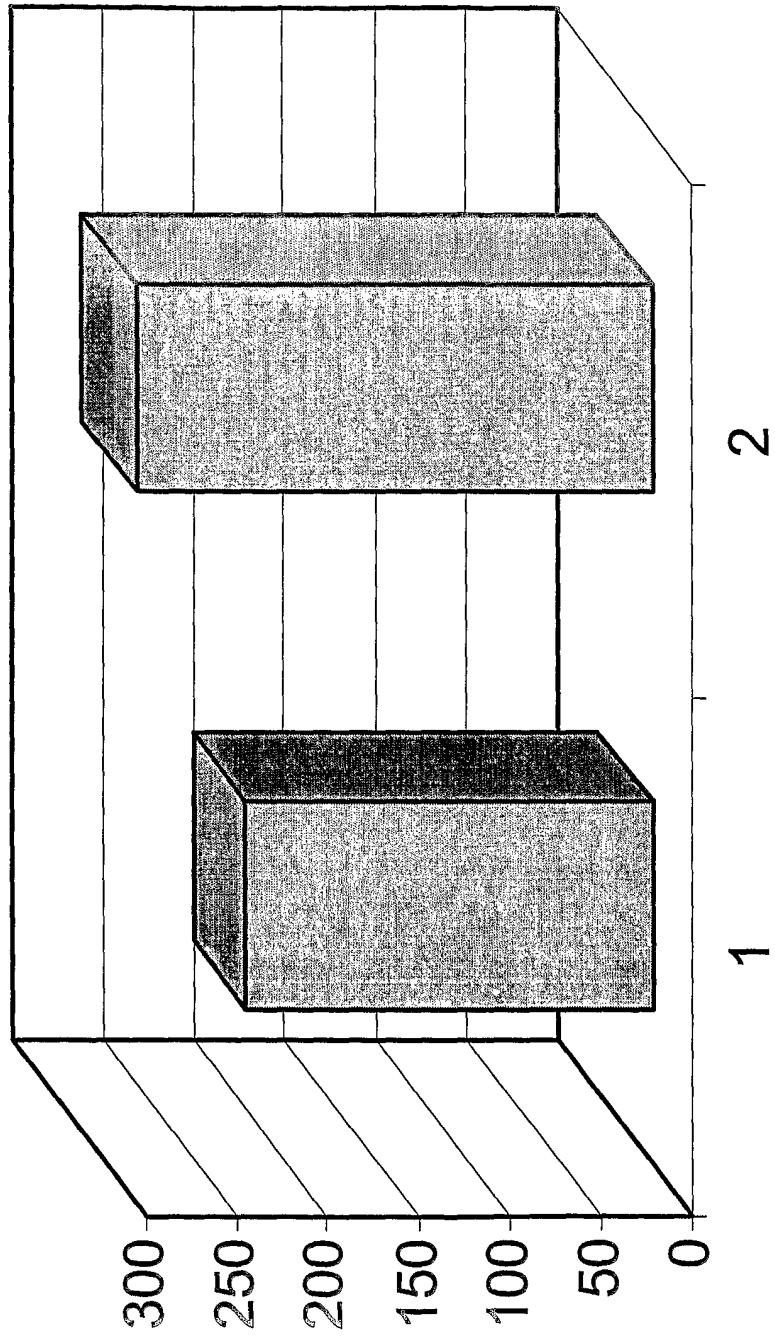


FIGURE 4