E. E. WILSON.

COLOR BOX.

APPLICATION FILED JAN. 24, 1908.

924,865. Patented June 15, 1909.

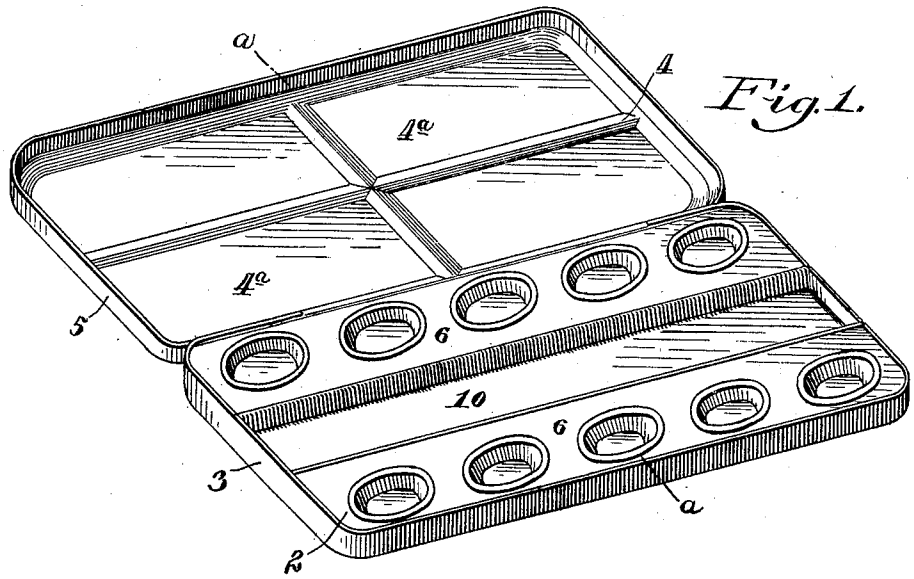

Fig. 1.

Fig. 3.

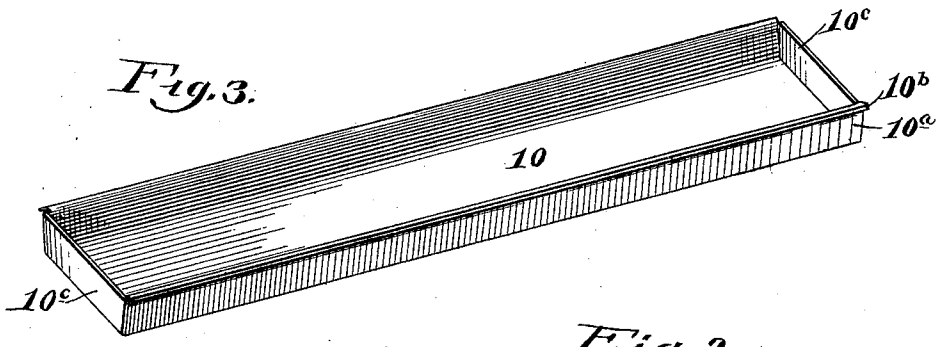

Fig. 2.

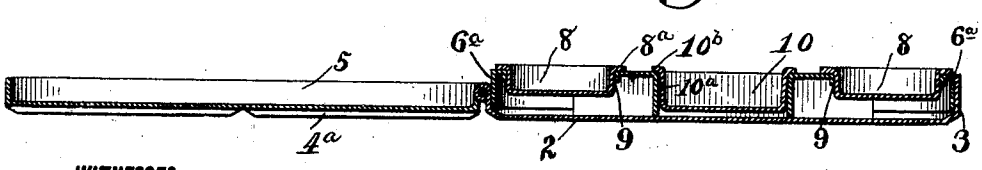

WITNESSES:

A. M. Biddle

F. H. Gamble

INVENTOR

Elmer E. Wilson

BY

H. S. Henton

ATTORNEY.

THE NORRIS PETERS CO., WASHINGTON, D. C.

UNITED STATES PATENT OFFICE.

ELMER E. WILSON, OF GLENSIDE, PENNSYLVANIA, ASSIGNOR TO HIMSELF AND CHARLES H. STRUNK, OF GLENSIDE, PENNSYLVANIA, COPARTNERS, TRADING AS REVOLI PHOTO-TINT AND CHEMICAL COMPANY.

COLOR-BOX.

No. 924,865. Specification of Letters Patent. Patented June 15, 1909.

Application filed January 24, 1908. Serial No. 412,402.

To all whom it may concern:

Be it known that I, ELMER E. WILSON, a citizen of the United States, residing at Glenside, Montgomery county, State of Pennsylvania, have invented certain new and useful Improvements in Color-Boxes, of which the following is a full, clear, and exact description, reference being had to the accompanying drawings, forming a part of this specification.

My invention relates to the construction of small metallic containing boxes commonly called color-boxes, for conveniently holding for transportation and for use, small disks of water-color paints and brushes therefor, though equally well adapted for other and analogous uses.

My invention therein has for its object the improvement of the construction of some of the elements and of their combination and arrangement, as hereinafter described, whereby the device is better adapted for the purposes intended; and to that end it consists primarily in the combination with a suitable box having upright sides, of a pair of cup holders supported within the box and between the cup-holders operating as well to maintain them in spaced relation in the box as also to provide a convenient receptacle for holding brushes, or if desired, for holding water for use with the disks of paint.

In the accompanying drawings illustrating my invention: Figure 1 is an elevation of the box and its contained elements. Fig. 2 a section on the line *a*—*a* of Fig. 1 and Fig. 3 an elevation of the spacing tray, detached.

Referring to said drawings, the box is shown at 2 as a flat metallic structure, with upright sides 3, and a lid 4 hinged to one of the long sides. The lid is indented by transversely-disposed indentations 4, forming grooves 4^a facing inwardly, with the result that they form, with the depending sides 5 of the lid, four shallow receptacles which may hold water for use with the paints or, if preferred, may be used for brush-holding receptacles when the lid is thrown back.

Within the box proper there is provided, one or preferably two cup-holders 6, each the length of the long sides of the box, and of a relatively narrow width, when two are employed, so that they may be assembled in the box in spaced relation, and so held detachably therein, by a tray 10 hereinafter described, removably inserted between them. The cup-holders consist of a strip of metal 6 with depending flanges 6^a, by which latter they rest on the bottom of the box and are thus supported in raised position above the same to admit of inserting the cups 8 in circular openings 9 provided in said top part 6 thereof. These cups are adapted to contain small disks of water color paint; and although they may be formed integral with the holder, such, for example, by stamping up a circular depression therein, it is preferable for the reason hereinafter stated that they be made detachable from the cup-holders, hence they are made separately and are each provided with an annular flange 8^a which coincides, when the cup is in position in the holder, with the edge of the circular opening in the holder, the cup being made of a diameter sufficient to give it a frictional hold against the edge of the circular opening in the cup-holder.

In order to detachably maintain the cup-holder within the box, or a pair of them therein, in spaced relation, and for the additional purpose of providing a brush-holding or water-holding receptacle, I provide a tray consisting of a strip of metal 10 with oppositely-disposed upturned edges 10^a which are flanged at 10^b, the tray being equal in length to the length of the box and equal in width to the space between the pair of cup-holders when the latter are assembled in the box, in order that when the tray is placed in such space between the cup-holders, the tray will maintain the cup-holders in the box by slightly forcing them against the long sides thereof, while the tray itself will be held, in the same way, between the cup-holders, and thus all the elements, the box, the cup-holders and the tray will be frictionally held together, detachably, in the desired assembled relation.

From this description it will be seen that the tray 10 is readily removable, when desired, by lifting it out by its flanged sides 10^b, thus making the cup-holders 6 equally removable, while the annular flange 8^a on the cups provides ready means to remove them from the circular openings in the cup-holders, when desired, for example, to remove any water-color disk stuck to the cap, or to wash out the latter. In my device described, instead of using the four depressed

spaces in the lid, formed by the grooves 4^a, as water receptacles, when the box is opened by throwing back the lid, these may be better employed temporarily as brush-holders, while the tray 10, instead of being used as a brush receptacle, may be better employed as a temporary water receptacle, in which case the narrow ends of the tray are to be provided with upturned edges 10^c which, at the points of coincidence with the transverse edges 10^a are soldered or otherwise fastened thereto to form a substantially water-tight tray or compartment.

Having thus described my invention, I claim as new and desire to secure by Letters-Patent:—

1. A device of the character recited, comprising in combination a shallow box substantially rectangular, with upturned sides, a pair of cup-holders having down-turned supporting sides resting on the base of the box and mounted therein in spaced relation to each other, and a tray formed with four upturned edges adapted to form a water-tight containing receptacle, said pair of cup-holders being arranged in the box with the tray interposed between them, said elements filling the box when assembled, and operating by engaging contact to maintain each other in operative position relatively to the box.

2. A device for holding and using water colors, comprising in combination a shallow box, substantially rectangular and having upturned border edges, a pair of cup-holders having down-turned supporting sides, and adapted to coincide in length with the interior of the box and in width to leave a space between them when assembled in the box, and a spacing tray formed of a strip of metal with upturned sides which are flanged to overlap the edges of the cup-holders, said tray operating by engaging contact to hold the pair of cup-holders within the box and in spaced relation to each other, when the said elements are assembled.

In testimony whereof, I have hereunto affixed my signature this 17th day of January A. D. 1908.

ELMER E. WILSON.

Witnesses:
A. M. BIDDLE,
RALPH H. GAMBLE.