

(19) World Intellectual Property Organization
International Bureau



(43) International Publication Date
14 May 2009 (14.05.2009)

PCT

(10) International Publication Number
WO 2009/060015 A1

(51) International Patent Classification:
A01N 43/42 (2006.01) A01P 7/02 (2006.01)

(21) International Application Number:
PCT/EP2008/065033

(22) International Filing Date:
6 November 2008 (06.11.2008)

(25) Filing Language: English

(26) Publication Language: English

(30) Priority Data:
07120324.4 9 November 2007 (09.11.2007) EP

(71) Applicant (for all designated States except US): **NOVARTIS AG** [CH/CH]; Lichtstrasse 35, CH-4056 Basel (CH).

(72) Inventors; and

(75) Inventors/Applicants (for US only): **KEMPTER, Christoph** [DE/CH]; Offenburgerstrasse 47, CH-4057 Basel (CH). **ROOS, Ulrich** [DE/DE]; Badstubenweg 13, 79540 Lörrach (DE). **SCHORDERET WEBER, Sandra** [CH/CH]; Sablons 30, CH-2000 Neuchâtel (CH). **EBINGER, Yvonne** [DE/DE]; Guntramstrasse 26, 79106 Freiburg (DE). **GLASER, Silvia** [DE/DE]; Radbrunnentalallee 12, 79206 Breisach (DE).

(74) Agent: **LIPHARDT, Bernd**; Novartis Animal Health, Inc., Patent and Trademark Group, Werk Rosental, CH-4002 Basel (CH).

(81) Designated States (unless otherwise indicated, for every kind of national protection available): AE, AG, AL, AM, AO, AT, AU, AZ, BA, BB, BG, BH, BR, BW, BY, BZ, CA, CH, CN, CO, CR, CU, CZ, DE, DK, DM, DO, DZ, EC, EE, EG, ES, FI, GB, GD, GE, GH, GM, GT, HN, HR, HU, ID, IL, IN, IS, JP, KE, KG, KM, KN, KP, KR, KZ, LA, LC, LK, LR, LS, LT, LU, LY, MA, MD, ME, MG, MK, MN, MW, MX, MY, MZ, NA, NG, NI, NO, NZ, OM, PG, PH, PL, PT, RO, RS, RU, SC, SD, SE, SG, SK, SL, SM, ST, SV, SY, TJ, TM, TN, TR, TT, TZ, UA, UG, US, UZ, VC, VN, ZA, ZM, ZW.

(84) Designated States (unless otherwise indicated, for every kind of regional protection available): ARIPO (BW, GH, GM, KE, LS, MW, MZ, NA, SD, SL, SZ, TZ, UG, ZM, ZW), Eurasian (AM, AZ, BY, KG, KZ, MD, RU, TJ, TM), European (AT, BE, BG, CH, CY, CZ, DE, DK, EE, ES, FI, FR, GB, GR, HR, HU, IE, IS, IT, LT, LU, LV, MC, MT, NL, NO, PL, PT, RO, SE, SI, SK, TR), OAPI (BF, BJ, CF, CG, CI, CM, GA, GN, GQ, GW, ML, MR, NE, SN, TD, TG).

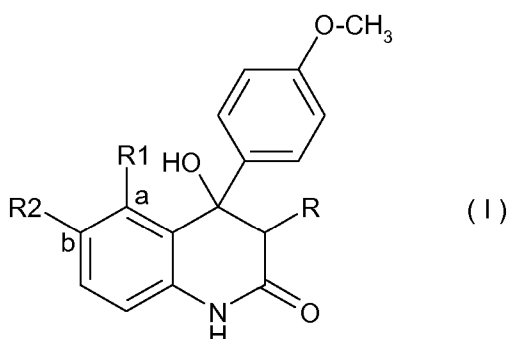
Declaration under Rule 4.17:

— as to applicant's entitlement to apply for and be granted a patent (Rule 4.17(ii))

Published:

— with international search report
— before the expiration of the time limit for amending the claims and to be republished in the event of receipt of amendments

(54) Title: DIHYDROQUINOLINONES AS ECTOPARASITICIDES



(57) Abstract: The invention concerns the use of a dihydroquinolinone derivative of the formula (I) wherein R, R1 and R2 are defined as in the claims, for combating ectoparasites on non-human animals, for example insects, acarina and especially ticks, and ectoparasiticide compositions containing a compound of the formula (I).

DIHYDROQUINOLINONES AS ECTOPARASITICIDES

The present invention is based on the discovery of the pronounced acaricidal activity of the dihydroquinolinone derivatives as defined hereinafter in formula I. The invention relates to use of a dihydroquinolinone derivative of formula I for combating ectoparasites on non-human animals. Ectoparasites include insects, acarina and especially ticks. It further relates to ectoparasitidal compositions containing such a dihydroquinolinone derivative, a method of controlling ectoparasites, whereby an effective amount of at least one dihydroquinolinone derivative of formula I is administered to the habitat of the parasite, the use of dihydroquinolinone derivative of the formula I for the preparation of an ectoparasitidal, more preferably insecticidal or acaricidal composition and especially a tickicidal composition and their use for the preparation of a veterinary composition for the treatment of said ectoparasites on non-human animals, and last but not least the use of a compound of the formula I in the manufacture of a veterinary medicament for combating said ectoparasites.

Dihydroquinolinone derivatives are known natural compounds that have been published under different names, such as Dihydroquinolinones, Quinolinones, Penigequinolones, Peniprequinolone, Yaequinolones, Aspoquinolones or FKI-2140 derivatives.

In the following the name dihydroquinolinone derivatives will be used. They can be prepared in accordance with the preparation processes described in the literature. Certain Dihydroquinolinone derivatives were isolated from the culture broth of *Penicillium* sp. FKI-2140 (Ryuji Uchida et al., 'Yaequinolones, New Insecticidal Antibiotics Produced by *Penicillium* sp. FKI-2140', J. Antibiot. 59(10): 646-658 (2006); and WO2006/059400) or by the fungus *Penicillium* cf. *simplicissimum* (Miyako Kusano et al., 'Nematicidal Alkaloides and Related Compounds Produced by the Fungus *Penicillium* cf. *simplicissimum*. Biosci. Biotechnol. Biochem., 64 (12), 2559-2568 (2000)). Others were produced by the fungus *Aspergillus nidulans* (DE102006006893).

It was reported in various articles and in patent literature that they exhibit a pronounced biological activity against *Artemia salina*, which is the brine shrimp. These are species of aquatic crustaceans of the genus *Artemia*, the only genus in the family *Artemiidae* of the order *Anostraca* (fairy shrimp, not closely related to true shrimp). Brine Shrimp have existed

since the Triassic period of the Earth's existence, and have evolved little since. They are found worldwide in saltwater, though not in oceans. An anti-proliferating /cytotoxic activity is mentioned, for example, in the German patent DE102006006893. A nematicidal activity against the free living nematode *Caenorhabditis elegans* has been reported in the above-referenced article in Biosci. Biotechnol. Biochem.. The genus *Artemia* is a member of the family *Artemiidae* which belongs to the order *Anostraca*, which belongs to the huge Phylum *Arthropoda*.

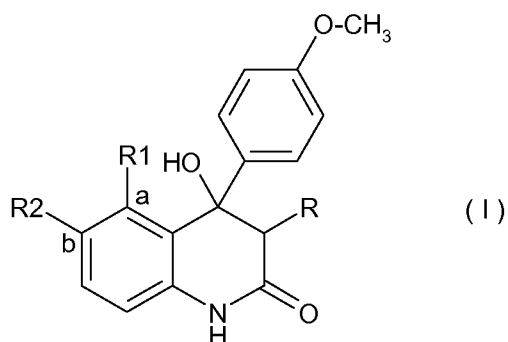
Arthropods are typically classified into five subphyla, of which one is extinct:

1. *Trilobites* are a group of formerly numerous marine animals that died in the mass extinction at the end of the Permian-Triassic extinction event.
2. *Chelicerates* include spiders, ticks, mites, scorpions and related organisms. They are characterized by the presence of chelicerae.
3. *Myriapods* comprise *millipedes* and *centipedes* and their relatives and have many body segments, each bearing one or two pairs of legs. They are sometimes grouped with the hexapods.
4. *Hexapods* comprise insects and three small orders of insect-like animals with six thoracic legs. They are sometimes grouped with the myriapods, in a group called *Uniramia*, though genetic evidence tends to support a closer relationship between hexapods and crustaceans.
5. *Crustaceans* are primarily aquatic (a notable exception being woodlice) and are characterized by having biramous appendages. They include lobsters, crabs, barnacles, crayfish, shrimp and many others.

So far no other activity for naturally occurring dihydroquinolinone derivatives other than against shrimp and helminths has been verified. Dihydroquinolinone derivatives with a similar substitution pattern as the natural products described herein are unknown.

PCT application WO200226713 describes substances that are produced by chemical means and belong to the chemical class of 1H-quinolin-2-ons. No biological activity is exemplified for said substances.

The present invention therefore in one aspect concerns the use of a dihydroquinolinone derivative of the formula I

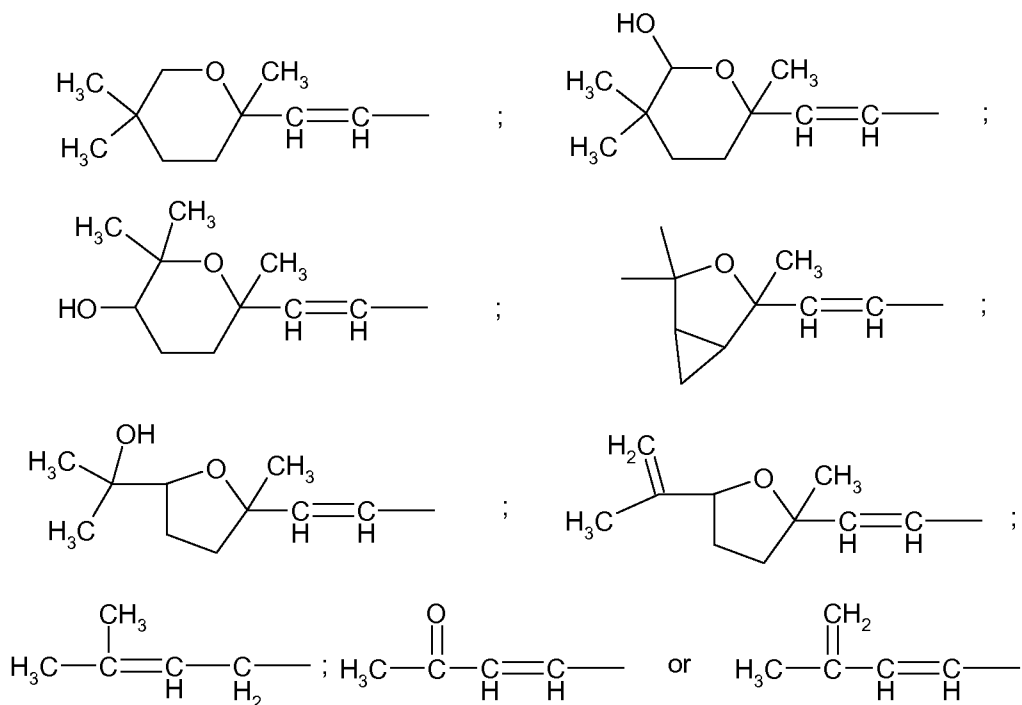


wherein

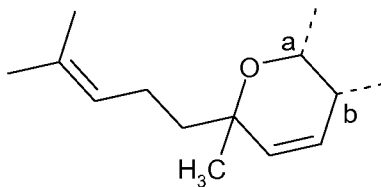
R is OH or OCH₃;

R1 is H or OH;

R2 is H or one of the following side chains



or the group R1- and the substituent R2- form together with the carbon atoms a and b of the phenyl group to which they are attached the following substituent



and the stereoisomers thereof, and whereby said compounds are in free form or salt form, for combating ectoparasites on non-human animals, and especially for combating ticks on farm animals or pet animals.

Salts of compounds of the formula I may be produced in known manner. Acid addition salts, for example, are obtainable from compounds I by treating with a suitable acid or a suitable ion exchange reagent, and salts with bases are obtainable by treating with a suitable base or a suitable ion exchange reagent.

Salts of compounds of the formula I can be converted into the free compounds I by the usual means, acid addition salts e.g. by treating with a suitable basic composition or with a suitable ion exchange reagent, and salts with bases e.g. by treating with a suitable acid or a suitable ion exchange reagent.

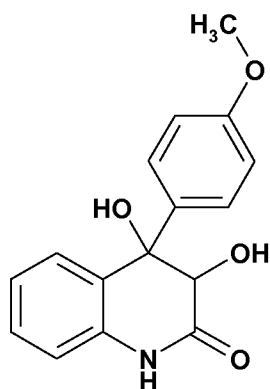
Salts of compounds of the formula I can be converted into other salts of compounds I in a known manner; acid addition salts can be converted for example into other acid addition salts, e.g. by treating a salt of an inorganic acid, such as a hydrochloride, with a suitable metal salt, such as a sodium, barium, or silver salt, of an acid, e.g. with silver acetate, in a suitable solvent, in which a resulting inorganic salt, e.g. silver chloride, is insoluble and thus precipitates out from the reaction mixture.

Depending on the method and/or reaction conditions, compounds of the formula I with salt-forming characteristics can be obtained in free form or in the form of salts.

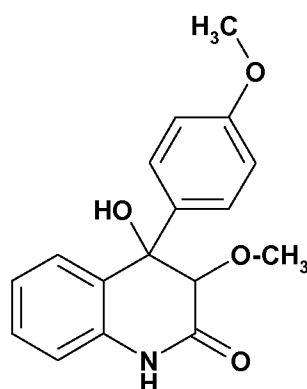
Specific but non-limiting examples of compounds of the formula I are the compounds nos. 1 to 13 shown below.

The use of the following group of the compounds nos. 1 to 13 as well as each individual compound no.1 to no. 13 within the formula I is a preferred embodiment of the present invention.

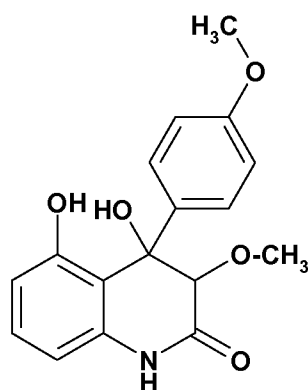
Compound No. 1



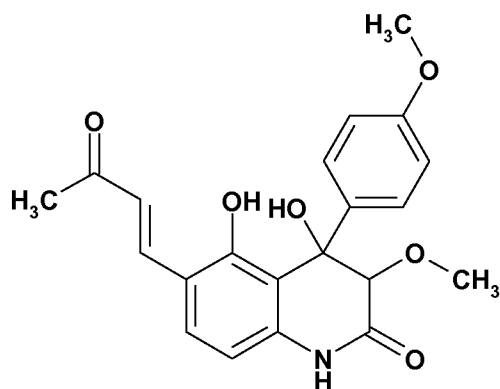
Compound No. 2



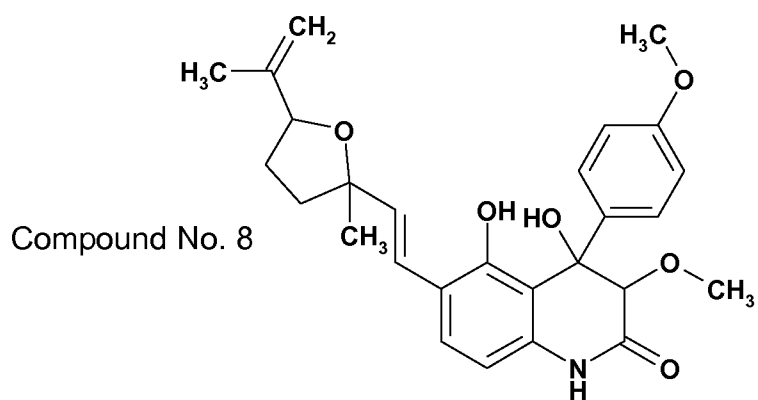
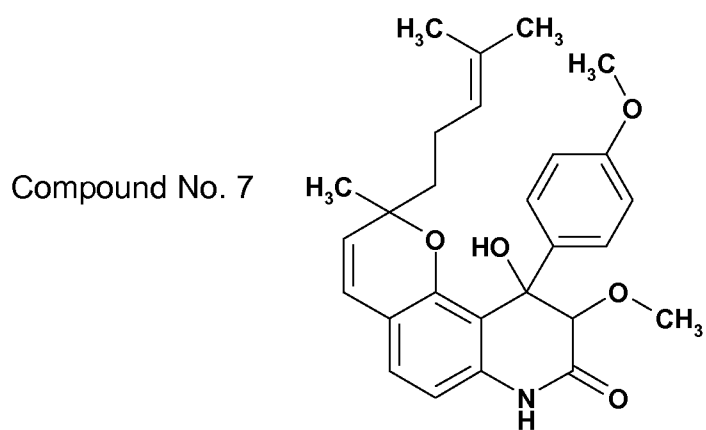
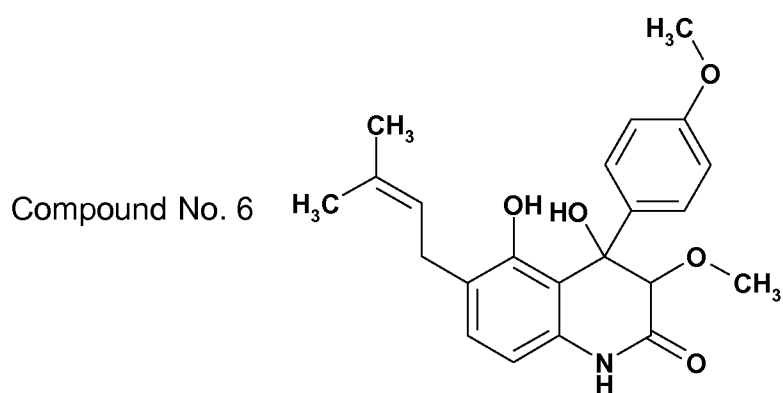
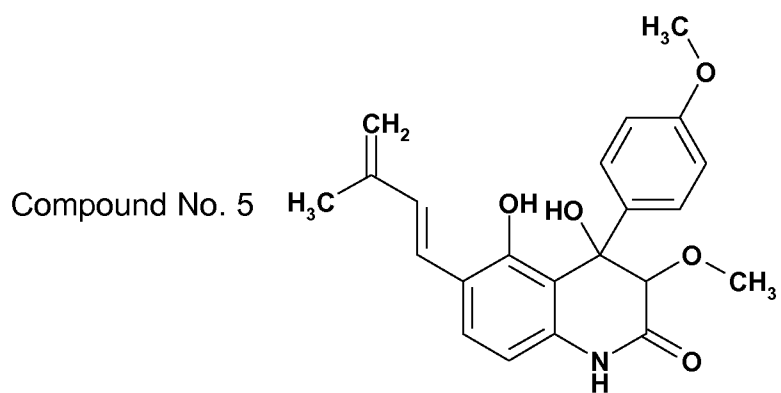
Compound No. 3



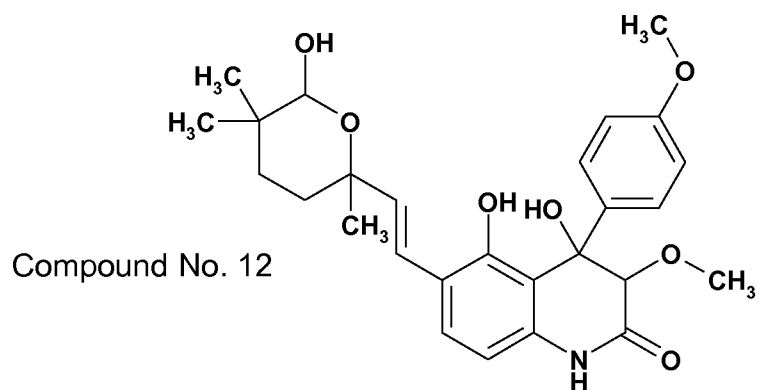
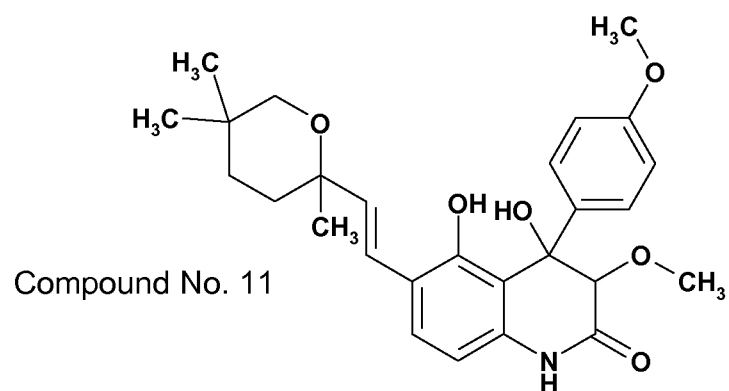
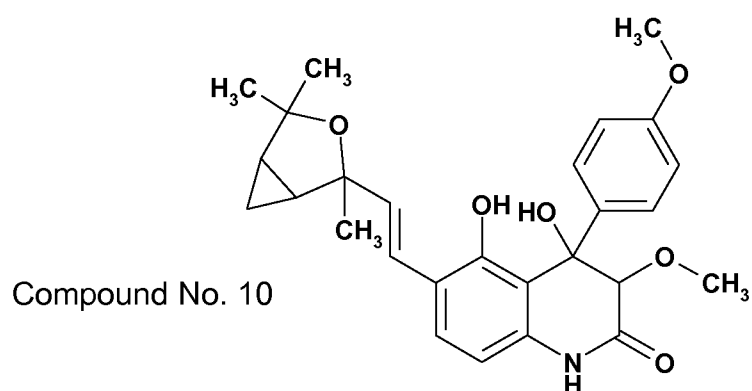
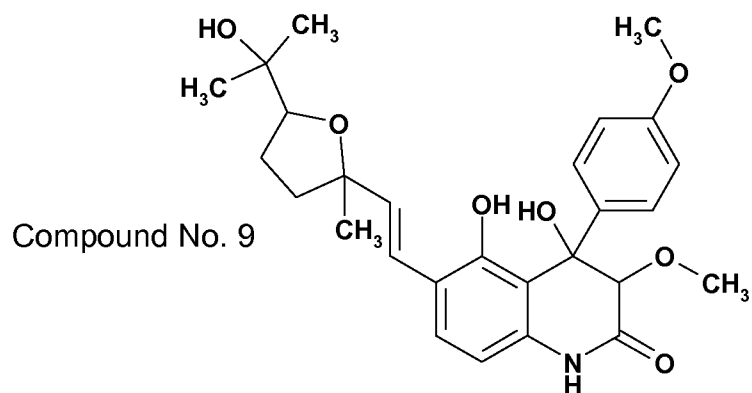
Compound No. 4



- 6 -

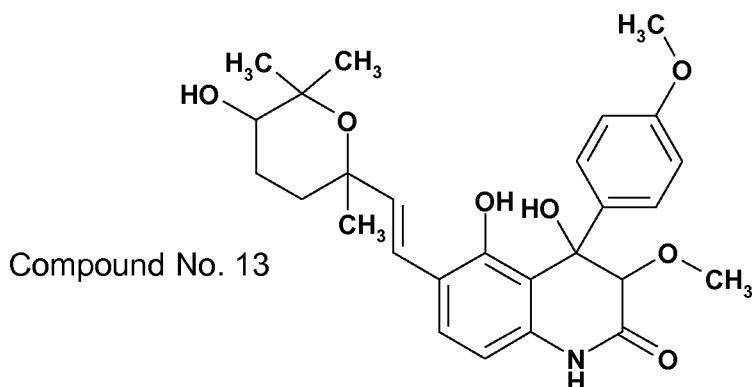


- 7 -



and

- 8 -



Within the formula I, the use of the compound No. 8 and particularly of compound No. 11 is especially preferred because of the pronounced tickicidal activity.

The compounds of the formula I contain several asymmetric carbon atoms or stereo centers. Consequently, the compounds of the formula I may be optionally present as optical and/or geometric isomers or as a mixture thereof. The invention relates both to the pure isomers and to all possible isomeric mixtures, and is hereinbefore and hereinafter understood as doing so, even if stereochemical details are not specifically mentioned.

Diastereoisomeric mixtures of compounds of the formula I, which are obtainable, may be separated in known manner, on the basis of the physical-chemical differences in their components, into the pure diastereoisomers, for example by fractional crystallization, distillation and/or chromatography.

Splitting of mixtures of enantiomers, that are obtainable accordingly, into the pure isomers, may be achieved by known methods, for example by recrystallization from an optically active solvent, by chromatography on chiral adsorbents, e.g. high-pressure liquid chromatography (HPLC) on acetyl cellulose, with the assistance of appropriate micro-organisms, by cleavage with specific immobilized enzymes, through the formation of inclusion compounds, e.g. using chiral crown ethers, whereby only one enantiomer is complexed.

According to the invention, apart from separation of corresponding isomer mixtures, generally known methods of diastereoselective or enantioselective synthesis can also be applied to obtain pure diastereoisomers or enantiomers, e.g. by carrying out the method of the invention using educts with correspondingly suitable stereochemistry.

It is advantageous to isolate or synthesize the biologically more active isomer, e.g. enantiomer, provided that the individual components have differing biological efficacy.

It has now surprisingly been found that the compounds of formula (I) and the individual representatives as defined above exhibit a pronounced activity against a series of ectoparasites on non-human animals, for example against representatives of the order *acarina* including ticks and mites, especially against ticks. They also exhibit a decent activity against blood-sucking insects, in particular fleas such as dog and cat fleas.

Examples of ectoparasites that infest non-human animals, without being limiting, are arthropod ectoparasites such as biting flies, blowflies, fleas, lice, other sucking insects or dipterous pests, ticks and mites. Examples of genera of such ectoparasites infecting animals and/or humans are *Aedes*, *Amblyomma*, *Boophilus*, *Calliphora*, *Chorioptes*, *Cochliomyia*, *Ctenocephalides*, *Culicoides*, *Damalinia*, *Demodex*, *Dermacentor*, *Dermanyssus*, *Dermatobia*, *Gasterophilus*, *Haematobia*, *Haematopinus*, *Haemaphysalis*, *Hyalomma*, *Hypoderma*, *Ixodes*, *Linognathus*, *Lucilia*, *Melophagus*, *Oestrus*, *Otobius*, *Otodectes*, *Phlebotomus*, *Psorergates*, *Psoroptes*, *Rhipicephalus*, *Sarcoptes*, *Stomoxys* and *Tabanus*.

The activity against *Acarina*, and especially against ticks, is the most pronounced activity of the compounds of the formula I. *Acarina* enclose parasites, such as mites (e.g. *Chorioptes bovis*, *Cheyletiella* spp., *Dermanyssus gallinae*, *Demodex canis*, *Sarcoptes scabiei*, *Psoroptes ovis* and *Psorergates* spp.) and ticks.

In the context of the present invention, ticks are understood to be members of the order *Acarina*. Well-known representatives are, for example, *Boophilus*, *Amblyomma*, *Anocentor*, *Dermacentor*, *Haemaphysalis*, *Hyalomma*, *Ixodes*, *Rhipicentor*, *Margaropus*, *Rhipicephalus*, *Argas*, *Otobius* and *Ornithodoros* and the like, which preferably infest warm-blooded animals including farm animals, such as cattle, horses, pigs, sheep and goats, poultry such as chickens, turkeys and geese, fur-bearing animals such as mink, foxes, chinchillas, rabbits and the like, as well as pets such as cats and dogs, but they can also infest humans.

Ticks may be divided into soft and hard ticks. Soft ticks have five immature stages and can infest several animals. They are short time blood feeders and the females have several

blood meals after which they lay each time a few hundred eggs. Hard ticks are characterized by infesting one, two or three host animals. They attach themselves to a passing host animal and suck the blood or body fluids. Fully engorged female ticks drop from the host animal and lay large amounts of eggs (2000 to 3000) in a suitable crack in the floor or in any other protected site where the larvae hatch. These in turn seek a host animal, in order to suck blood from it. Larvae of ticks which only infest one host animal moult twice and thus become nymphs and finally adult ticks without leaving the host they have selected. Larvae of ticks which infest two or three host animals leave the animal after feeding on the blood, moult in the local environment and seek a second or third host as nymphs or as adult ticks, in order to suck its blood.

Ticks are responsible world-wide for the transmission and spread of many human and animal diseases. Because of their economic influence, the most important ticks are *Boophilus*, *Rhipicephalus*, *Ixodes*, *Hyalomma*, *Amblyomma* and *Dermacentor*. They are carriers of bacterial, viral, rickettsial and protozoal diseases and cause tick-paralysis and tick-toxicosis.

Even a single tick can cause paralysis whereby its saliva penetrates into the host animal during ingestion. Beside directly causing diseases, ticks can also transmit a wide range of so called TBDs (tick borne diseases). Such diseases, for example babesiosis, anaplasmosis, theileriosis and heart water disease, are responsible for the death or impairment of a large number of domestic and farm animals in the entire world. In many countries of temperate climate, *Ixodes* ticks transmit the agent of the chronically harmful Lyme's disease from wild animals to humans. Apart from the transmission of diseases, the ticks are responsible for great economic losses in livestock production. Losses are not confined to the death of the host animals, but also include damage to the pelts, loss of growth, a reduction in milk production and reduced value of the meat. Although the harmful effects of a tick infestation on animals have been known for years, and enormous progress has been made using tick-control programs, until now no completely satisfactory methods of controlling or eliminating these parasites have been found. In addition, ticks have often developed resistance to chemical active ingredients.

The good tickicidal action of the compounds of the formula I according to the invention corresponds to a kill rate (mortality) of at least 50-60%. In particular, the individually listed

compounds of the formula I are characterized by a long duration of action and are well tolerated by the host animal if applied in a tickicidally effective amount.

The good pesticidal activity of the compounds of formula I according to the invention corresponds to a mortality rate of at least 50-60% of the pests mentioned, more preferably to a mortality rate over 90%, most preferably to 95-100%. The compounds of formula I are preferably employed internally and externally in unmodified form or preferably together with the adjuvants conventionally used in the art of formulation and may therefore be processed in a known manner to give, for example, liquid formulations (e.g. spot-on, pour-on, spray-on, emulsions, suspensions, solutions, emulsifiable concentrates, solution concentrates), semi-solid formulations (e.g. creams, ointments, pastes, gels, liposomal preparations) and solid preparations (e.g. food additives tablets including e. g. capsules, powders including soluble powders, granules, embeddings of the active ingredient in polymeric substances, like implants and microparticles). As with the compositions, the methods of application are selected in accordance with the intended objectives and the prevailing circumstances.

The formulation, i.e. preparations containing the active ingredient of formula I, or combinations of these active ingredients with other active ingredients, and optionally a solid, semi-solid or liquid adjuvant, are produced in a manner known *per se*, for example by intimately mixing, kneading or dispersing the active ingredients with compositions of excipients, whereby the physiological compatibility of the formulation excipients must be taken into consideration.

The solvents in question may be, for example: alcohols (aliphatic and aromatic), such as benzylalcohol, ethanol, propanol, isopropanol or butanol, fatty alcohols, such as oleyl alcohol and glycols and their ethers and esters, such as glycerin, propylene glycol, dipropylene glycol ether, ethylene glycol, ethylene glycol monomethyl or -ethyl ether and butyl dioxytol, ketones, such as propylene carbonate, cyclohexanone, isophorone or diacetanol alcohol and polyethylene glycols, such as PEG 300. In addition, the compositions may comprise strong polar solvents, such as N-methyl-2-pyrrolidone, dimethyl sulfoxide or dimethylformamide, or water, fatty acid esters, such as ethyl oleate or isopropylpalmitate, vegetable oils, such as rape, castor, coconut, or soybean oil, synthetic mono-, di-, triglycerides like e.g. glyceryl monostearate and medium chain triglycerides and also, if appropriate, silicone oils. The mentioned ingredients may also serve as carrier for particulate application forms.

As ointment base resp. structure building ingredients the following excipients may be used: Petroleum based substances, such as Vaseline or paraffines, bases made from wool fat, like e.g. lanolin or lanolin alcohols, polyethylene glycols like e.g. macrogols and lipid bases like e.g. phospholipids or triglycerids, such as hydrogenated vegetable oils.

The use of emulsifiers, wetting agents and spreading agents may also be required, in general, lecithins like soy lecithin, salts of fatty acids with alkaline earth and alkali metals, alkyl sulfates like sodium cetylstearyl sulphate, cholates, fatty alcohols like cetyl alcohol, sterols like cholesterol, polyoxyethylene sorbitan fatty acid esters like polysorbate 20, sorbitan fatty acid esters like sorbitan mono laureate, fatty acid esters and fatty alcohol ethers of polyoxyethylene like poloxyl oleyl ether, polyoxypropylene polyoxyethylene block copolymers as e.g. Pluronic™, saccharose esters like saccharose distearate, polyglyceryl fatty acid esters like polyglycerol oleate and fatty acid esters like e.g. ethyl oleate or isopropylmyristate.

The formulations may also include gelifying and stiffening agents, like e.g. polyacrylic acid derivatives, cellulose ethers, polyvinyl alcohols, polyvinylpyrrolidons and fine disperse silicium dioxide.

As polymeric agents with controlled release properties, may be applied derivatives made by e.g. polylactic acid, polylactic coglycolic acid, poly orthoester, polyethylene carbonate, poly anhydrides and starch and PVC based matrices.

The addition of penetration enhancers like ketons, sulfoxids, amids, fatty acid esters and fatty alcohols may be necessary.

Also preservatives like sorbic acid, benzyl alcohol and parabenes, and antioxidants as e.g. alpha tocopherol may be added.

The active ingredient or combinations of the active ingredient may be also applied in capsules, like hard gelatin capsules or soft capsules.

The binders for tablets and boli may be chemically modified polymeric natural substances that are soluble in water or in alcohol, such as starch, cellulose or protein derivatives (e.g. methyl cellulose, carboxymethyl cellulose, ethylhydroxyethyl cellulose, proteins such as zein, gelatin and the like), as well as synthetic polymers, such as polyvinyl alcohol, polyvinyl pyrrolidone etc. The tablets also contain fillers (e.g. starch, microcrystalline cellulose, sugar, lactose etc.), glidants (e.g. magnesium stearate) and disintegrants (e.g. cellulose

derivatives) and acid resistant coatings, like e.g. acrylic acid esters.

The compounds of formula I according to the invention may be used alone or in combination with other biocides. They may be combined with pesticides having the same sphere of activity e.g. to increase activity, or with substances having another sphere of activity e.g. to broaden the range of activity. It can also be sensible to add so-called repellents. By combining the compounds of the formula I with other suitable parasitocides not only the parasiticidal activity can be enhanced but the greatest part of those parasites that produce great economic damage will be covered. Moreover, this action will contribute substantially to avoiding the formation of resistance. Many combinations may also lead to synergistic effects, i.e. the total amount of active ingredient can be reduced, which is desirable from an ecological point of view. Preferred groups of combination partners and especially preferred combination partners are named in the following, whereby combinations may contain one or more of these partners in addition to a compound of formula I.

Suitable partners in the mixture may be biocides, e.g. the insecticides and acaricides with a varying mechanism of activity, which are named in the following and have been known to the person skilled in the art for a long time, e.g. chitin synthesis inhibitors, growth regulators; active ingredients which act as juvenile hormones; active ingredients which act as adulticides; broad-band insecticides, broad-band acaricides and nematocides; and also the well known anthelmintics and insect- and/or acarid-deterring substances, said repellents or detachers.

Non-limitative examples of suitable insecticides and acaricides are:

- | | | |
|----------------|-------------------|-----------------------|
| 1. Abamectin | 96. Dioxathion | 191. Omethoate |
| 2. Acephate | 97. Disulfoton | 192. Oxamyl |
| 3. Acequinocyl | 98. DNOC | 193. Oxydemethon M |
| 4. Acetamiprid | 99. Doramectin | 194. Oxydeprofos |
| 5. Acetoprole | 100. DPX-HGW86 | 195. Parathion |
| 6. Acrinathrin | 101. Edifenphos | 196. Parathion-methyl |
| 7. AKD-1022 | 102. Emamectin | 197. Permethrin |
| 8. Alanycarb | 103. Empenthrin | 198. Phenothrin |
| 9. Aldicarb | 104. Endosulfan | 199. Phenthoate |
| 10. Aldoxycarb | 105. Esfenvalerat | 200. Phorate |

11. Allethrin	106. Ethiofencarb	201. Phosalone
12. Alpha-cypermethrin	107. Ethion	202. Phosmet
13. Alphamethrin	108. Ethiprole	203. Phosphamidon
14. Amidoflumet	109. Ethoprophos	204. Phoxim
15. Amitraz	110. Etofenprox	205. Pirimicarb
16. Anabasine	111. Etoxazole	206. Pirimiphos A
17. Avermectin B1	112. Etrimphos	207. Pirimiphos M
18. Azadirachtin	113. Fenamiphos	208. Polynactins
19. Azamethiphos	114. Fenazaquin	209. Prallethrin
20. Azinphos-ethyl	115. Fenbutatin oxid	210. Profenofos
21. Azinphos-methyl	116. Fenitrothion	211. Profluthrin
22. Azocyclotin	117. Fenobucarb	212. Promecarb
23. Bacillus subtil. toxin	118. Fenothiocarb	213. Propafos
24. Bacillus thuringiensis	119. Fenoxycarb	214. Propargite
25. Benclothiaz	120. Fenpropathrin	215. Propoxur
26. Bendiocarb	121. Fenpyroximate	216. Prothiofos
27. Benfuracarb	122. Fenthion	217. Prothoate
28. Bensultap	123. Fenvalerate	218. Protrifenbute
29. Benzoximate	124. Fipronil	219. Pymetrozine
30. Beta-cyfluthrin	125. Flonicamid	220. Pyrachlofos
31. Beta-cypermethrin	126. Fluacrypyrim	221. Pyrafluprole
32. Bifenazate	127. Fluazinam	222. Pyresmethrin
33. Bifenthrin	128. Fluazuron	223. Pyrethrin
34. Bioallethrin	129. Flubendiamide	224. Pyrethrum
35. Bioresmethrin	130. Flucycloxuron	225. Pyridaben
36. Bistrifluron	131. Flucythrinate	226. Pyridalyl
37. BPMC	132. Flufenerim	227. Pyridaphenthion
38. Brofenprox	133. Flufenoxuron	228. Pyrifluquinazon
39. Bromophos A	134. Flufenprox	229. Pyrimidifen
40. Bromopropylate	135. Flumethrin	230. Pyriprole
41. Bufencarb	136. Fonophos	231. Pyriproxyfen
42. Buprofezin	137. Formothion	232. Quinalphos
43. Butocarboxim	138. Fosthiazate	233. Resmethrin

44. Cadusafos	139. Fubfenprox	234. Rotenone
45. Carbaryl	140. Furathiocarb	235. RU 15525
46. Carbofuran	141. Gamma-cyhalothrin	236. Sabadilla
47. Carbophenothion	142. Halfenprox	237. Salithion
48. Carbosulfan	143. Halofenozide	238. Selamectin
49. Cartap	144. HCH	239. Silafluofen
50. Chloethocarb	145. Heptenophos	240. Spinetoram
51. Chlorantraniliprole	146. Hexaflumuron	241. Spinosad
52. Chlorethoxyfos	147. Hexythiazox	242. Spirodiclofen
53. Chlorfenapyr	148. Hydramethylnon	243. Spiromesifen
54. Chlorfenvinphos	149. Hydroprene	244. Spirotetramat
55. Chlorfluazuron	150. Imidacloprid	245. Sulcofuron sodium
56. Chlormephos	151. Imiprothrin	246. Sulfluramid
57. Chlorpyrifos	152. Indoxacarb	247. Sulfotep
58. Chlorpyrifos-methyl	153. insect-active fungi	248. Sulfur
59. Chromafenozide	154. insect-active nematodes	249. Sulprofos
60. Cis-Resmethrin	155. insect-active viruses	250. Tau-fluvalinate
61. Clofentezin	156. Iprobenfos	251. Tebufenozide
62. Clothianidin	157. Isofenphos	252. Tebufenpyrad
63. Coumaphos	158. Isoprocarb	253. Tebupirimfos
64. Cyanophos	159. Isoxathion	254. Teflubenzuron
65. Cycloprothrin	160. Ivermectin	255. Tefluthrin
66. Cyenopyrafen	161. Karanjin	256. Temephos
67. Cyflumetofen	162. Kinoprene	257. Terbufos
68. Cyfluthrin	163. Lambda-Cyhalothrin	258. Tetrachlorvinphos
69. Cyhalothrin	164. Lepimectin	259. Tetradifon
70. Cyhexatin	165. Lufenuron	260. Tetramethrin
71. Cymiazole	166. Malathion	261. Thiacloprid
72. Cypermethrin	167. Mecarbam	262. Thiamethoxam
73. Cyphenothrin	168. Mesulfenphos	263. Thiocyclam
74. Cyromazine	169. Metaflumizone	264. Thiodicarb
75. Deltamethrin	170. Metaldehyde	265. Thiofanox

76. Demeton M	171. Methamidophos	266. Thionazin
77. Demeton S	172. Methidathion	267. Thiosultap
78. Demeton-S-methyl	173. Methiocarb	268. Thuringiensin
79. Diafenthiuron	174. Methomyl	269. Tolfenpyrad
80. Diazinon	175. Methoprene	270. Tralomethrin
81. Dichlofenthion	176. Methothrin	271. Transfluthrin
82. Dichlorvos	177. Methoxyfenozide	272. Triarathene
83. Dicofol	178. Metofluthrin	273. Triazamate
84. Dicrotophos	179. Metolcarb	274. Triazophos
85. Dicyclanil	180. Metoxadiazone	275. Trichlorfon
86. Diethion	181. Mevinphos	276. Triflumuron
87. Diflovidazin	182. Milbemectin	277. Trimethacarb
88. Diflubenzuron	183. Milbemycin oxime	278. Vamidothion
89. Dimefluthrin	184. Monocrotophos	279. Vaniliprole
90. Dimethoate	185. Moxidectin	280. XMC (3,5,- Xylylmethylcarbamate)
91. Dimethylvinphos	186. Naled	281. Xylylcarb
92. Dinobuton	187. Nicotine	282. Zeta-cypermethrin
93. Dinocap	188. Nitenpyram	283. Zetamethrin
94. Dinotefuran	189. Novaluron	284. ZXI 8901
95. Diofenolan	190. Noviflumuron	

Non-limitative examples of suitable anthelmintics are named in the following, a few representatives have anthelmintic activity in addition to the insecticidal and acaricidal activity. Some of them are already listed above.

(A1) Abamectin	(A2) Albendazole	(A3) Cambendazole
(A4) Closantel	(A5) Diethylcarbamazine	(A6) Doramectin
(A7) Emodepside	(A8) Eprinomectin	(A9) Febantel
(A10) Fendendazole	(A11) Flubendazole	(A12) Ivermectin
(A13) Levamisol	(A14) Mebendazole	(A15) Milbemectin
(A16) Milbemycin Oxime	(A17) Morantel	(A18) Moxidectin
(A19) Nitroscanate	(A20) Omphalotin	(A21) Oxantel
(A22) Oxfendazole	(A23) Oxibendazole	(A24) Phenothiazine
(A25) Piperazine	(A26) PNU-97333	(A27) PNU-141962

(A28) Praziquantel (A29) Pyrantel (A30) Thiabendazole
 (A31) Triclabendazole amino acetonitrile derivatives named in WO2005044784

Non-limitative examples of suitable repellents and detachers are:

- (R1) DEET (N, N-diethyl-m-toluamide)
- (R2) KBR 3023 N-butyl-2-oxycarbonyl-(2-hydroxy)-piperidine
- (R3) Cymiazole = N,-2,3-dihydro-3-methyl-1,3-thiazol-2-ylidene-2,4-xylidene

Non-limitative examples of suitable synergists are:

- | | | |
|--------------------------------------|-------------------|----------------|
| (S1) Piperonyl butoxide | (S4) Piprotal | (S7) Sesamolin |
| (S2) Ethylenediaminetetraacetic acid | (S5) Propyl isome | (S8) Sulfoxide |
| (S2) Cyclodextrin | (S6) Sesamex | (S9) Tribufos |

Synergists S1 to S9 are well-known or can be found in the Internet, for example, in the Compendium of Pesticide Common Names. Synergists are compounds which increase the action of the active compounds without it being necessary for the synergist added to be active itself.

The above-specified combination partners are best known to specialists in this field. Most are described in various editions of the Pesticide Manual, The British Crop Protection Council, London, and others in the various editions of The Merck Index, Merck & Co., Inc., Rahway, New Jersey, USA or in patent literature. Therefore, the following listing is restricted to a few places where they may be found by way of example.

The commercially available compounds described in the table above can be found in The Pesticide Manual, 14th Ed. (2006), The British Crop Protection Council, London except for 99, 160, 183, 185, 238, A2, A6, A8, A9, A10, A12, A13, A16, A17, A18, A22, A23, A25, A28, A29, A30, which are described in the Compendium of Veterinary Products, 9th Ed. (2006), North American Compendiums, Inc.. Compounds Nos. 5, 7, 14, 66, 67, 100, 132, 163, 218, 221, 228, 230, 240, 244, 268, and 279 can be found in the Internet, for example, in the online Merck Veterinary Manual and Compendium of Pesticide Common Names.

154: a preparation which contains insect-active nematodes, preferably *Heterorhabditis bacteriophora* and *Heterorhabditis megidis*, from The Pesticide Manual, 11thEd. (1997), The British Crop Protection Council, London, page 671; *Steinernema feltiae*, from The Pesticide Manual, 11thEd. (1997), The British Crop Protection Council, London, page 1115 and *Steinernema scapterisci*, from The Pesticide Manual, 11thEd. (1997), The British Crop Protection Council, London, page 1116;

153: a preparation which contains insect-active fungi, preferably *Verticillium lecanii*, from The Pesticide Manual, 11thEd. (1997), The British Crop Protection Council, London, page

1266; *Beauveria brogniartii*, from The Pesticide Manual, 11thEd. (1997), The British Crop Protection Council, London, page 85 and *Beauveria bassiana*, from The Pesticide Manual, 11thEd. (1997), The British Crop Protection Council, London, page 83;

155: a preparation which contains insect-active viruses, preferably *Neodipridon Sertifer* NPV, from The Pesticide Manual, 11thEd. (1997), The British Crop Protection Council, London, page 1342; *Mamestra brassicae* NPV, from The Pesticide Manual, 11thEd. (1997), The British Crop Protection Council, London, page 759 and *Cydia pomonella granulosus* virus, from The Pesticide Manual, 11thEd. (1997), The British Crop Protection Council, London, page 291.

As a consequence of the above details, a further essential aspect of the present invention relates to combination preparations for the control of parasites on warm-blooded animals, characterized in that they contain, in addition to a compound of formula I, at least one further active ingredient having the same or different sphere of activity and at least one physiologically acceptable carrier. The present invention is not restricted to two-fold combinations.

As a rule, the insecticidal and acaricidal compositions according to the invention contain 0.1 to 99 % by weight, especially 0.1 to 95 % by weight of active ingredient of formula I, or mixtures thereof, 99.9 to 1 % by weight, especially 99.8 to 5 % by weight of a solid or liquid admixture, including 0 to 25 % by weight, especially 0.1 to 25 % by weight of a surfactant.

Application of the compositions according to the invention to the animals to be treated may take place topically, perorally, parenterally or subcutaneously, the composition being present in the form of solutions, emulsions, suspensions, (drenches), powders, tablets, boli, capsules, collars, ear tags and pour-on formulations.

Preferred topical formulations are understood to refer to a ready-to-use solution in form of a spot-on, pour-on or spray-on formulation often consisting of a dispersion or suspoemulsion or a combination of active ingredient and spreading auxiliaries. The expression spot-on or pour-on method is understood to refer to a ready-to-use concentrate intended to be applied topically and locally on the animal. This sort of formulation is intended to be applied directly to a relatively small area of the animal, preferably on the animal's back and breech or at one or several points along the line of the back and breech. It is applied as a low volume of

about 0.05 to 1 ml per kg, preferably about 0.1 ml per kg, with a total volume from 1 to 100 ml per animal, preferably limited to a maximum of about 50 ml. However, it goes without saying that the total volume has to be adapted to the animal that is in need of the treatment and will clearly be different, for example, in young cats and in cattle. These pour-on and spot-on formulations are designed to spread all around the animal giving protection or treatment to almost any part of the animal. Even so the administration is carried out by applying a swab or spray of the pour-on or spot-on formulation to a relatively small area of the coat, one observes that from the active substance is dispersed almost automatically over wide areas of the fur owing to the spreading nature of the components in the formulation and assisted by the animal's movements.

Pour-on or spot-on formulations suitably contain carriers, which promote rapid distribution over the skin surface or in the coat of the host animal, and are generally regarded as spreading oils. Suitable carriers are e.g. oily solutions; alcoholic and isopropanolic solutions such as solutions of 2-octyldodecanol or oleyl alcohol; solutions in esters of monocarboxylic acids, such as isopropyl myristate, isopropyl palmitate, lauric acid oxalate, oleic acid oleyl ester, oleic acid decyl ester, hexyl laurate, oleyl oleate, decyl oleate, capric acid esters of saturated fat alcohols of chain length C_{12} - C_{18} ; solutions of esters of dicarboxylic acids, such as dibutyl phthalate, diisopropyl isophthalate, adipic acid diisopropyl ester, di-n-butyl adipate or also solutions of esters of aliphatic acids, e.g. glycols. It may be advantageous for a dispersing agent to be additionally present, such as one known from the pharmaceutical or cosmetic industry. Examples are 2-pyrrolidone, 2-(N-alkyl)pyrrolidone, acetone, polyethylene glycol and the ethers and esters thereof, propylene glycol or synthetic triglycerides.

The oily solutions include e.g. vegetable oils such as olive oil, groundnut oil, sesame oil, pine oil, linseed oil or castor oil. The vegetable oils may also be present in epoxidised form. Paraffins and silicone oils may also be used.

A pour-on or spot-on formulation generally contains 1 to 40 %, preferably 10 to 25% by weight of a compound of formula I, 0 to 50 % by weight of dispersing agent and 10 to 99 %, preferably 45 to 90% by weight of solvent.

The pour-on or spot-on method is especially advantageous for use on herd animals such as cattle, horses, sheep or pigs, in which it is difficult or time-consuming to treat all the animals orally or by injection. Because of its simplicity, this method can of course also be used for all

other animals, including individual domestic animals or pets, and is greatly favored by the keepers of the animals, as it can often be carried out without the specialist presence of the veterinarian.

Whereas it is preferred to formulate commercial products as concentrates, the end user will often use dilute formulations. However, this depends on the mode of administration. Orally administered products are most often used in diluted form or as feed additives, whereas commercial pour-on and spot-on formulations are normally ready-to-use concentrates.

Such compositions may also contain further additives, such as stabilizers, anti-foaming agents, viscosity regulators, binding agents or tackifiers, as well as other active ingredients, in order to achieve special effects.

Insecticidal and acaricidal compositions of this type, which are used by the end user, similarly form a constituent of the present invention.

In each of the processes according to the invention for pest control or in each of the pest control compositions according to the invention, the active ingredients of formula I can be used in all of their steric configurations or in mixtures thereof.

The invention also includes a method for prophylactically protecting animals, especially productive livestock, domestic animals and pets, against parasites which is characterized in that the active ingredients of formula I or the active ingredient formulations prepared therefrom are administered to the animals as an additive to the feed, or to the drinks or also in solid or liquid form, orally, as pour-on or spot-on, by injection or parenterally. The invention also includes the compounds of formula I according to the invention for usage in one of the said processes.

The following examples illustrate the invention further, the term active ingredient representing a substance listed in table 1.

In particular, preferred formulations are made up as follows:

(% = percent by weight)

Formulation examples

<u>1. Granulate</u>	a)	b)
active ingredient	5 %	10 %
kaolin	94 %	-

- 21 -

highly dispersed silicic acid	1 %	-
attapulgit	-	90 %

The active ingredient is dissolved in methylene chloride, sprayed onto the carrier and the solvent subsequently concentrated by evaporation under vacuum. Granulates of this kind can be mixed with the animal feed.

2. Granulate

active ingredient	3 %
polyethylene glycol (mw 200)	3 %
kaolin	94 %
(mw = molecular weight)	

The finely ground active ingredient is evenly applied in a mixer to the kaolin which has been moistened with polyethylene glycol. In this way, dust-free coated granules are obtained.

3. Tablets or boli

I	active ingredient	33.00 %
	methylcellulose	0.80 %
	silicic acid, highly dispersed	0.80 %
	corn starch	8.40 %
II	lactose, cryst.	22.50 %
	corn starch	17.00 %
	microcryst. cellulose	16.50 %
	magnesium stearate	1.00 %

I Methyl cellulose is stirred into water. After the material has swollen, silicic acid is stirred in and the mixture homogeneously suspended. The active ingredient and the corn starch are mixed. The aqueous suspension is worked into this mixture and kneaded to a dough. The resulting mass is granulated through a 12 M sieve and dried.

II All 4 excipients are mixed thoroughly.

III The preliminary mixes obtained according to I and II are mixed and pressed into

tablets or boli.

4. Injectables

A. Oily vehicle (slow release)

- | | |
|----------------------|-----------|
| 1. active ingredient | 0.1-1.0 g |
| groundnut oil | ad 100 ml |
| 2. active ingredient | 0.1-1.0 g |
| sesame oil | ad 100 ml |

Preparation: The active ingredient is dissolved in part of the oil whilst stirring and, if required, with gentle heating, then after cooling made up to the desired volume and sterile-filtered through a suitable membrane filter with a pore size of 0.22 µm.

B Water-miscible solvent (average rate of release)

- | | |
|---|-----------|
| active ingredient | 0.1-1.0 g |
| 4-hydroxymethyl-1,3-dioxolane (glycerol formal) | 40 g |
| 1,2-propanediol | ad 100 ml |
| active ingredient | 0.1-1.0 g |
| glycerol dimethyl ketal | 40 g |
| 1,2-propanediol | ad 100 ml |

Preparation: The active ingredient is dissolved in part of the solvent whilst stirring, made up to the desired volume and sterile-filtered through a suitable membrane filter with a pore size of 0.22 µm.

C. Aqueous solubilisate (rapid release)

- | | |
|---|-----------|
| 1. active ingredient | 0,1-1,0 g |
| polyethoxylated castor oil (40 ethylene oxide units) | 10 g |
| 1,2-propanediol | 20 g |
| benzyl alcohol | 1 g |
| aqua ad inject. | ad 100 ml |
| 2. active ingredient | 0.1-1.0 g |
| polyethoxylated sorbitan monooleate (20 ethylene oxide units) | 8 g |
| 4-hydroxymethyl-1,3-dioxolane (glycerol formal) | 20 g |
| benzyl alcohol | 1 g |
| aqua ad inject. | ad 100 ml |

Preparation: The active ingredient is dissolved in the solvents and the surfactant, and made up with water to the desired volume. Sterile filtration through an appropriate membrane filter of 0.22 µm pore size.

5. Pour on

A

active ingredient	5 g
isopropyl myristate	10 g
isopropanol	ad 100 ml

B

active ingredient	2 g
hexyl laurate	5 g
medium-chained triglyceride	15 g
ethanol	ad 100 ml

C.

active ingredient	2 g
oleyl oleate	5 g
N-methyl-pyrrolidone	40 g
isopropanol	ad 100 ml

6. Spot on

A.

active ingredient	10-15 g
diethyleneglycol monoethylether	ad 100 ml

B

active ingredient	10-15 g
octyl palmitate	10 g
isopropanol	ad 100 ml

C

active ingredient	10-15 g
isopropanol	20 g

The following examples serve to illustrate the invention. The starting substances used may be produced by methods described in literature or are commercially available.

Preparation of compounds No. 5 to 9 and 11

The filamentous fungus *Penicillium scabrosum* (e.g. CBS-305.97) is grown in 500 ml flasks containing 250 ml of a liquid medium consisting of malt extract (20 g/L), Glucose (20 g/L) and Peptone (1g/L). After 3 days of incubation at 24°C at 150 rpm, these cultures are used to inoculate production flasks containing Rice grains or a liquid medium. The liquid medium consist of Soymeal (20 g/L) and Mannitol (20 g/L) and is adjusted to a pH7 prior to sterilisation. Cultivation is carried out at 24 °C for 10 to 30 days without agitation. The fermentation broth is harvested and subsequently extracted with an organic solvent like Methanol or Ethylacetate. The raw extract is purified via silica gel chromatography using Heptan and Ethylacetate (50:50). Fractions containing the compounds of formula I are evaporated to dryness and reconstituted in Acetonitril. Final purification is done via chromatography on a C18 reversed phase column using a Water Acetonitril gradient.

Biological Examples (Control of animal parasites)

The following test methods are employed in investigating the acaricidal and insecticidal action of the compounds of the formula I.

1. Activity *in vitro* against *Ctenocephalides felis* (Cat flea).

A mixed adult population of fleas is placed in a suitably formatted 96-well plate allowing fleas to access and feed on treated blood via an artificial feeding system. Each compound is tested by serial dilution in order to determine its minimal effective dose (MED). Fleas are fed on treated blood for 24 hours, after which the compound's effect is recorded.

Insecticidal activity is determined on the basis of the number of dead fleas recovered from the feeding system.

For example, compound No. 11 shows in this test at 32 ppm a mean efficacy of 95%, compound No. 8 shows at 100 ppm a mean efficacy of 90%, compound No. 9 shows at 63 ppm a mean efficacy of 70%.

2. Activity *in vitro* against ticks

5- 10 ticks of different species (*i.e. Rhipicephalus sanguineus, Dermacentor spp., etc.*) are distributed into a microplate pre-coated with test compound. Each compound is tested by serial dilution in order to determine its Minimal Effective Dose (MED). The microplates are then incubated at 28°C and 80% humidity until evaluation. At different time points, ticks are excited by carbon dioxide flush and/or heat. If in reaction to the stimulation, ticks start moving, the test compound is scored as inactive at the tested concentration.

If the ticks fail to respond to the stimulation, they are considered dead and the compound is scored as active at the tested concentration. Activity is calculated as a percentage of dead ticks compared to untreated controls.

For example, compound No. 11 shows in this test at 10 ppm a mean efficacy of 100% against *Rhipicephalus sanguineus* and *Dermacentor variabilis* and at 32 ppm a mean efficacy of 90% against *Amblyomma variegatum*.

3. Activity *in vitro* against *Dermanyssus gallinae*

A clean female mite population is used to seed a suitably formatted 96-well plate containing the test substances to be evaluated for antiparasitic activity. Each compound is tested by serial dilution in order to determine its Minimal Effective Dose (MED). Mites are left in contact with the test compound for 10 minutes and are then incubated at 25°C and 60% relative humidity (RH) for 5 days, during which the test compound's effect is monitored. Acaricidal activity is confirmed if mites are dead without having laid eggs. Egg-laying and ensuing mite development are also recorded to identify possible growth-regulating activity. For example, compound No. 11 shows in this test at 63 ppm a mean efficacy of 90%.

4. In-vivo test against *Rhipicephalus sanguineus* nymphs on Mongolian gerbils (*Meriones unguiculatus*)

On day 0, gerbils are treated with the test compound at a given dose by spray (or spot-on) application. On day +1 (+2), the animals are infested with nymphs of *Rhipicephalus sanguineus*. Ticks are left on the animals until full repletion. Seven days after infestation nymphs dropped off fully engorged are collected and counted. They are kept until molting to also evaluate growth regulating activity of the test compound. Efficacy in killing (and growth regulating) is expressed as a tick number (and molted tick number) reduction in comparison with a placebo treated group, using the Abbot's formula.

For example, compound No. 8 shows in this test at 10 ppm a mean efficacy of 60%, and compound No. 11 shows at 3.2 ppm a mean efficacy of 95%.

5. In-vivo test against ticks (*Rhipicephalus sanguineus*) on dogs

Dogs of the beagle breed are separated into one treatment and one control group (4 dogs per group). On day 0, the dogs are treated with the test compound at a dose of 25 mg/kg (15% solution in Transcutol) by spot-on application (between the shoulder blades). On day +1, the animals are infested with unfed adult ticks (sex ratio 1:1). Evaluation of efficacy is performed at 48h, and then weekly 48h after reinfestation with ticks by counting the numbers of dead and live ticks recovered from the animals. Efficacy is expressed as comparison with a placebo treated group using the Abbot's formula. Infestation can be repeated at weekly intervals until efficacy drops.

For example, compound No. 11 shows in this test activity above 90% for six weeks.

6. In-vivo test against ticks (*Ixodes ricinus*) on cats

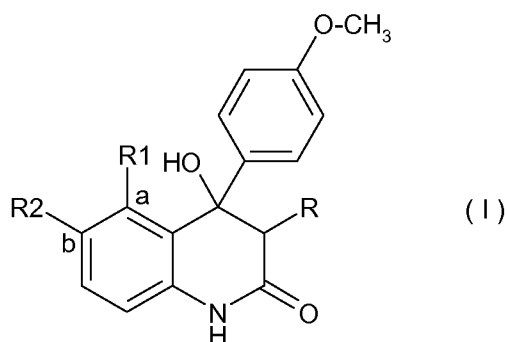
Cats are separated into one treatment and one control group (4 cats per group). On day 0, the cats are treated with the test compound at a dose of 25 mg/kg (1% solution in Polypropylenglycol) by spray application. On day +1, the animals are infested with unfed adult ticks (sex ratio 1:1). Evaluation of efficacy is performed at 48h, and then weekly 48h after reinfestation with ticks by counting the numbers of dead and live ticks recovered from the animals. Efficacy is expressed as comparison with a placebo treated group using the Abbot's formula. Infestation can be repeated at weekly intervals until efficacy drops.

For example, compound No. 11 shows in this test 95% activity after one week and 70% activity after two weeks.

Preferred embodiments within the present invention are:

(A1) The use of a compound of the formula I

- 28 -

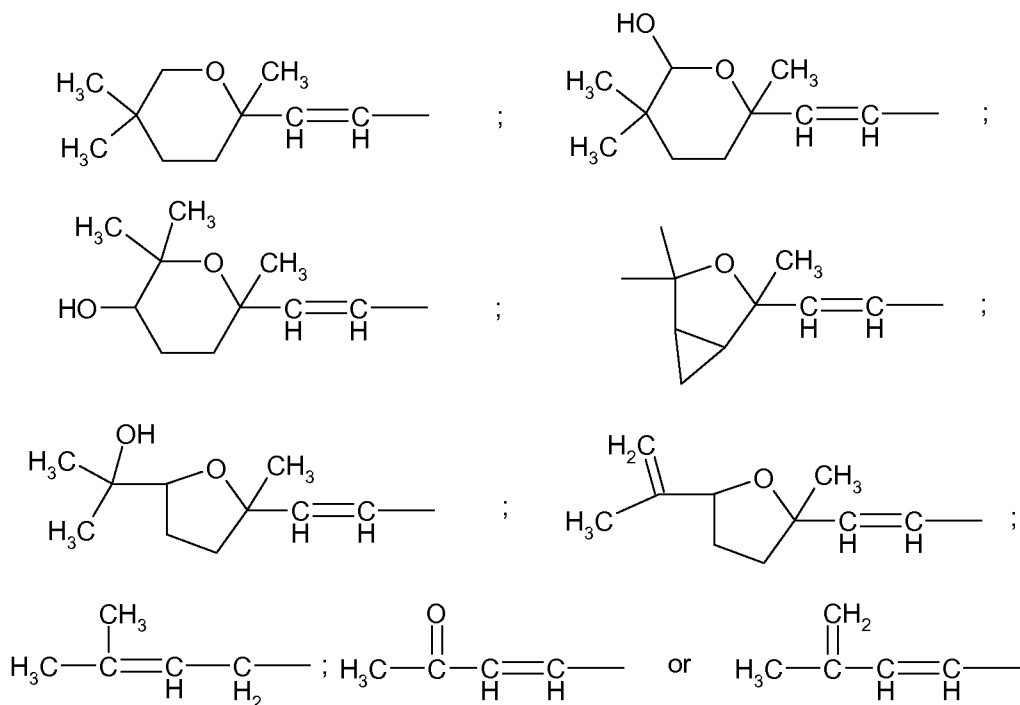


wherein

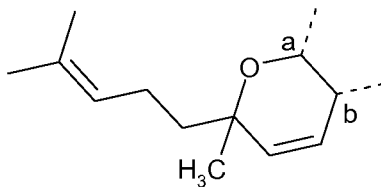
R is OH or OCH₃;

R1 is H or OH;

R2 is H or one of the following side chains



or the group R1- and the substituent R2- form together with the carbon atoms a and b of the phenyl group to which they are attached the following substituent



and the stereoisomers thereof, and whereby said compounds are in free form or salt form

- 29 -

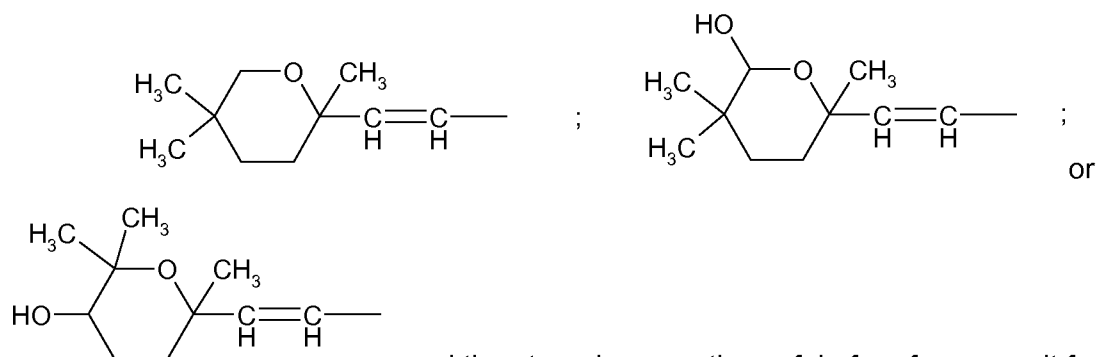
for combating ectoparasites on non-human animals, and especially for combating ticks on farm animals or pets animals.

(A2) The use of a compound of the formula I as defined under A1 characterized in that

R is OCH₃;

R1 is OH;

R2 is one of the following side chains

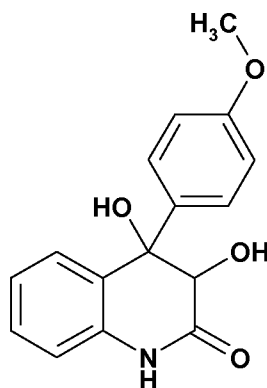


and the stereoisomers thereof, in free form or salt form for

combating ectoparasites on non-human animals, and especially for combating ticks on farm animals or pets animals.

(B1) The use of

Compound No. 1

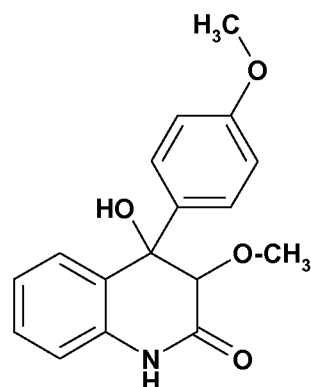


and the stereoisomers thereof, in free form or salt form for combating ectoparasites on non-human animals, and especially for combating ticks on farm animals or pets animals.

(B2) The use of

- 30 -

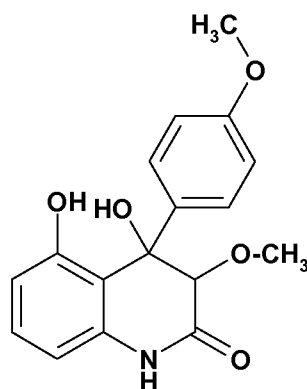
Compound No. 2



and the stereoisomers thereof, in free form or salt form for combating ectoparasites on non-human animals, and especially for combating ticks on farm animals or pets animals.

(B3) The use of

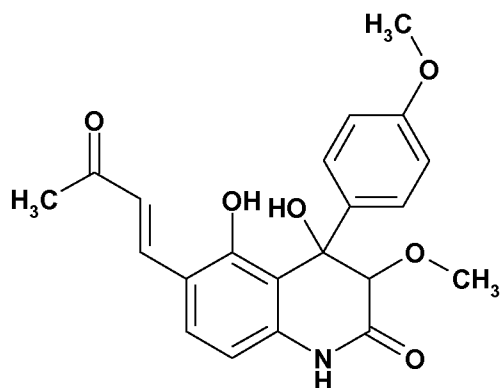
Compound No. 3



and the stereoisomers thereof, in free form or salt form for combating ectoparasites on non-human animals, and especially for combating ticks on farm animals or pets animals.

(B4) The use of

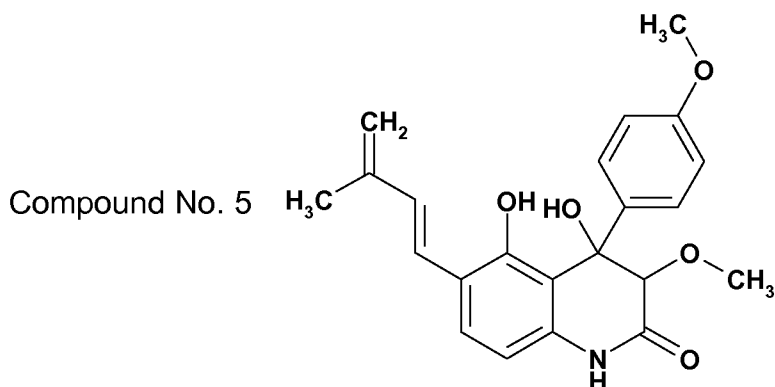
Compound No. 4



and the stereoisomers thereof, in free form or salt form for combating ectoparasites on non-human animals, and especially for combating ticks on farm animals or pets animals.

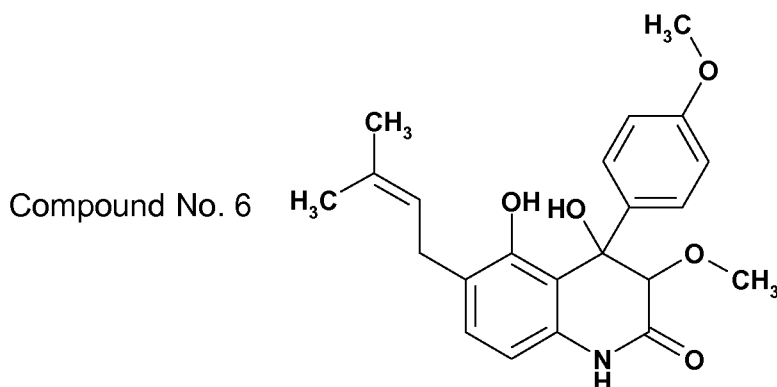
(B5) The use of

- 31 -



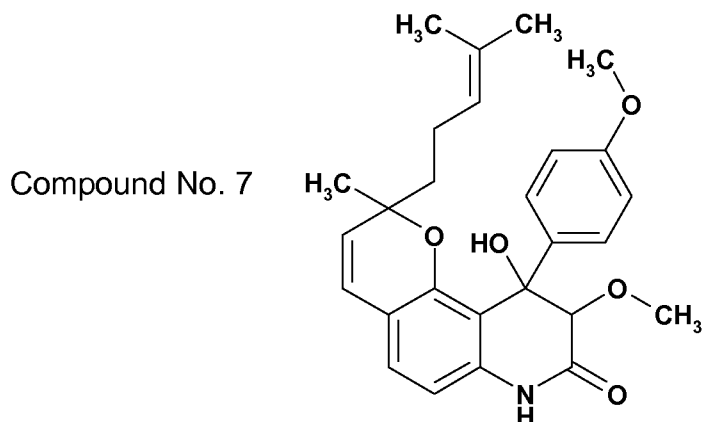
and the stereoisomers thereof, in free form or salt form for combating ectoparasites on non-human animals, and especially for combating ticks on farm animals or pets animals.

(B6) The use of



and the stereoisomers thereof, in free form or salt form for combating ectoparasites on non-human animals, and especially for combating ticks on farm animals or pets animals.

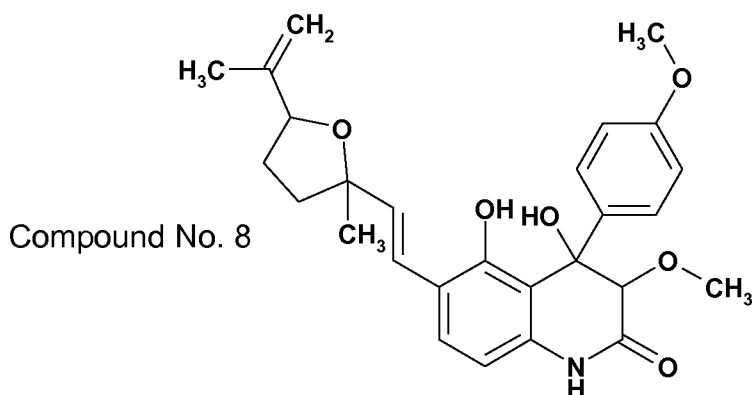
(B7) The use of



and the stereoisomers thereof, in free form or salt form for combating ectoparasites on non-human animals, and especially for combating ticks on farm animals or pets animals.

(B8) The use of

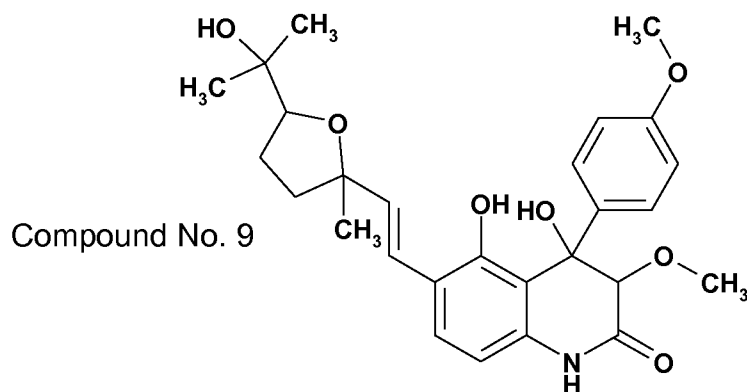
- 32 -



and the stereoisomers thereof, in free form or salt form for combating ectoparasites on non-human animals, and especially for combating ticks on farm animals or pets animals.

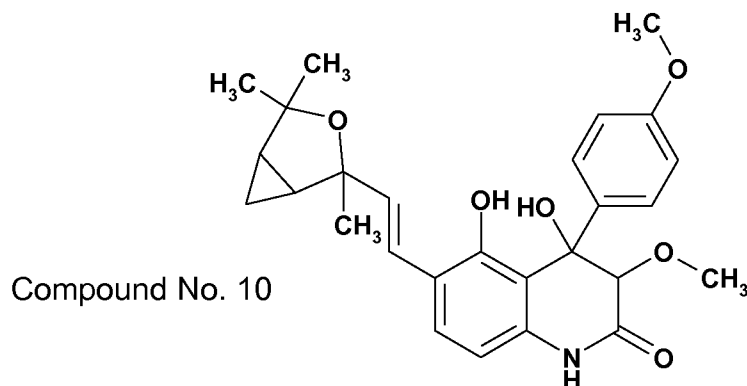
Compound 8 is one of the most preferred compounds.

(B9) The use of



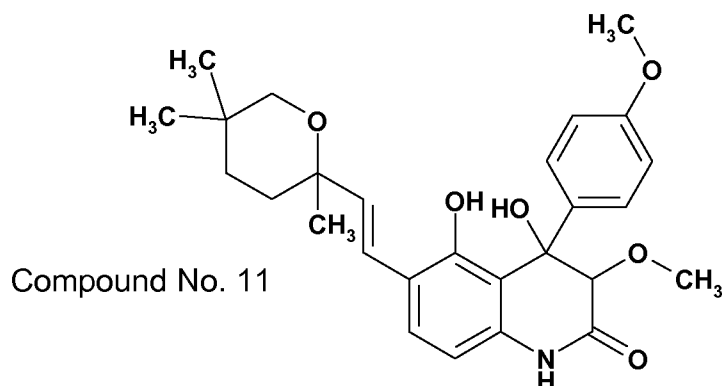
and the stereoisomers thereof, in free form or salt form for combating ectoparasites on non-human animals, and especially for combating ticks on farm animals or pets animals.

(B10) The use of



and the stereoisomers thereof, in free form or salt form for combating ectoparasites on non-human animals, and especially for combating ticks on farm animals or pets animals.

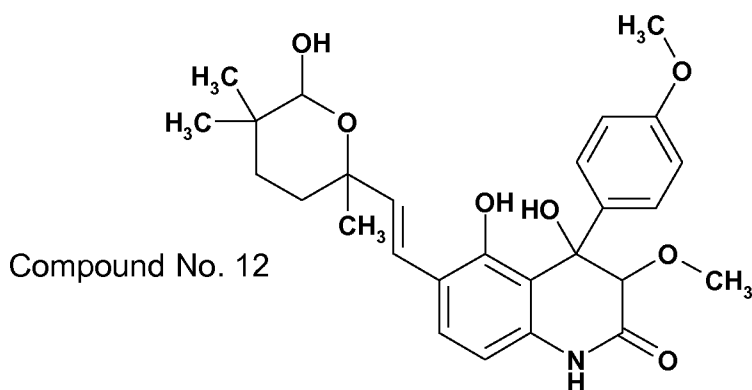
(B11) Especially preferred is the use of



and the stereoisomers thereof, in free form or salt form for combating ectoparasites on non-human animals, and especially for combating ticks on farm animals or pets animals.

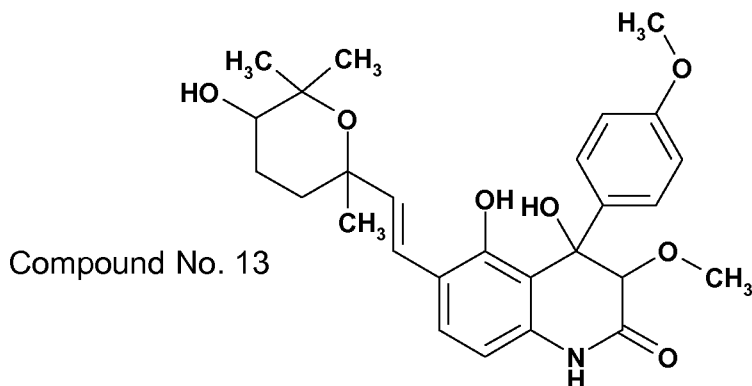
Compound 11 is the most preferred compound because of its pronounced activity.

(B12) The use of



and the stereoisomers thereof, in free form or salt form for combating ectoparasites on non-human animals, and especially for combating ticks on farm animals or pets animals.

(B13) The use of



and the stereoisomers thereof, in free form or salt form for combating ectoparasites on non-human animals, and especially for combating ticks on farm animals or pets animals.

(C) The use as defined under A1, A2 and B1 to B13 characterized in that the compound of the formula I is a racemate, a mixture of stereoisomers or a pure enantiomer in free form or salt form.

(D) The use as defined under A1, A2 and B1 to B13 characterized in that the ectoparasites are *acarina*, preferably ticks or mites and especially ticks.

(E) The use as defined under A1, A2 and B1 to B13 characterized in that the ectoparasites are insects, preferably fleas.

(F) Ectoparasiticial composition comprising a compound of the formula I as defined in A1, A2 and B1 to B13 together with a carrier or diluent that is physiologically acceptable to non-human animals.

(G1) Composition according to F characterized in that the ectoparasites are *acarina*, preferably ticks or mites and especially ticks.

(G2) Composition according to F characterized in that the ectoparasites are insects, preferably fleas.

(H) Composition according to F, G1 or G2 consisting of a pour-on or spot-on formulation.

(I) Method of controlling ectoparasites on non-human animals, characterized in that an effective amount of at least one compound of formula I as defined in A1, A2 and B1 to B13 is administered to the habitat of the parasites.

(K1) Method according to (I) characterized in that the ectoparasites are *acarina*, preferably ticks or mites and especially ticks.

(K2) Method according to (I) characterized in that the ectoparasites are insects, preferably fleas.

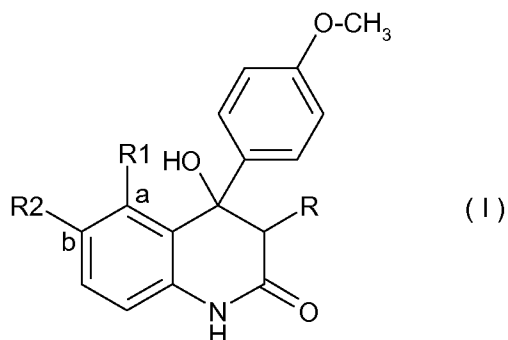
(L) Use of a compound of the formula I as defined in A1, A2 and B1 to B13 for the preparation of an ectoparasiticial composition according to claim 6.

(M) Compound of the formula I as defined in A1, A2 and B1 to B13 for the use in the treatment of ectoparasites on non-human animals, preferably *acarina* or insects, most preferably ticks.

(N) Use of a compound of the formula I as defined in A1, A2 and B1 to B13 in the manufacture of a veterinary composition for combating ectoparasites on non-human animals, preferably a veterinary composition for combating *acarina* or insects, most preferably ticks.

What is claimed is:

1. The use of a compound of the formula I

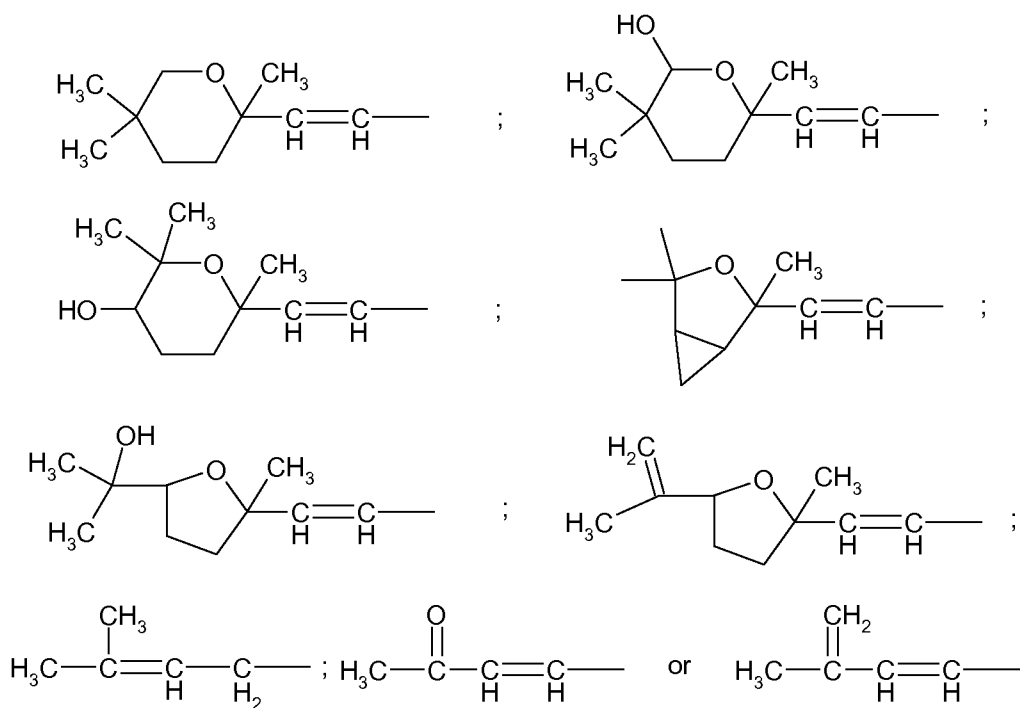


wherein

R is OH or OCH₃;

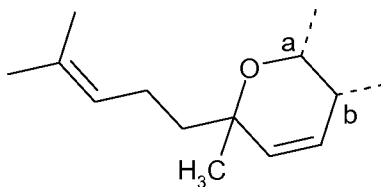
R1 is H or OH;

R2 is H or one of the following side chains



or the group R1- and the substituent R2- form together with the carbon atoms a and b of the phenyl group to which they are attached the following substituent

- 36 -



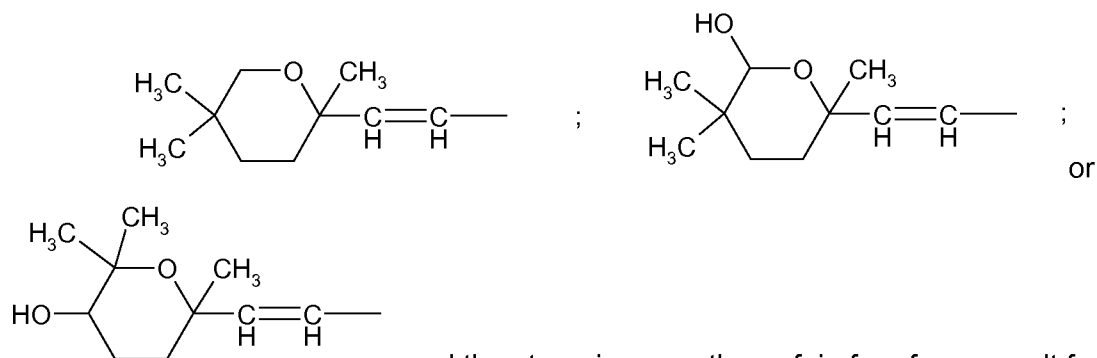
and the stereoisomers thereof, and whereby said compounds are in free form or salt form, for combating ectoparasites on non-human animals.

2. Use according to claim 1 characterized in that the compound of the formula I is a compound wherein

R is OCH₃;

R1 is OH;

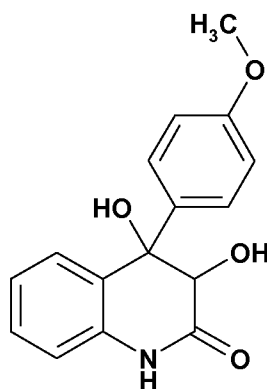
R2 is one of the following side chains



and the stereoisomers thereof, in free form or salt form for combating ectoparasites on non-human animals.

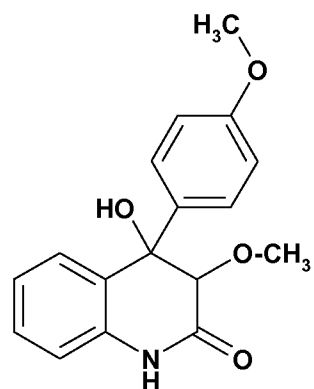
3. Use according to claim 1 characterized in that the compound of the formula I is a compound selected from the group consisting of compounds nos. 1 to 13 shown below

Compound No. 1

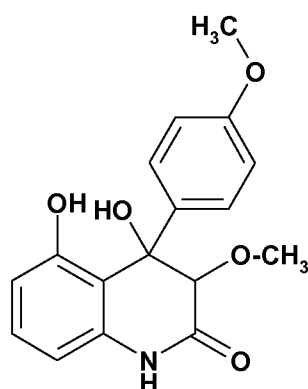


- 37 -

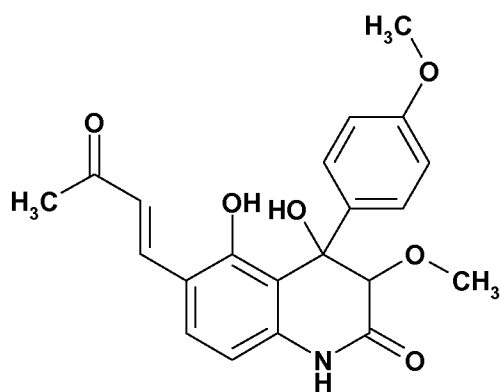
Compound No. 2



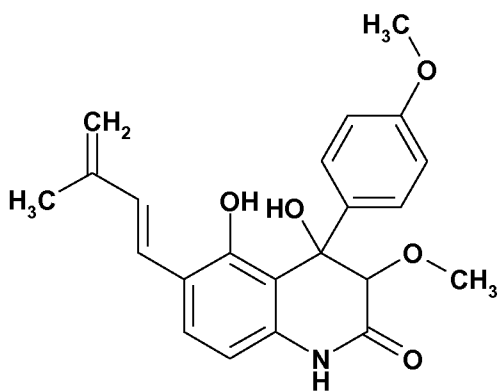
Compound No. 3

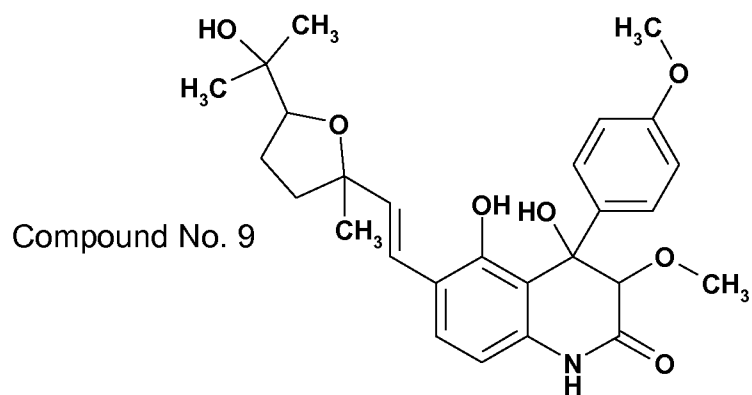
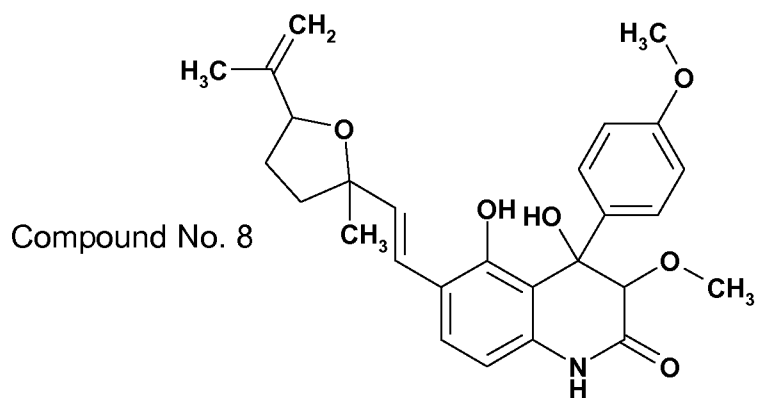
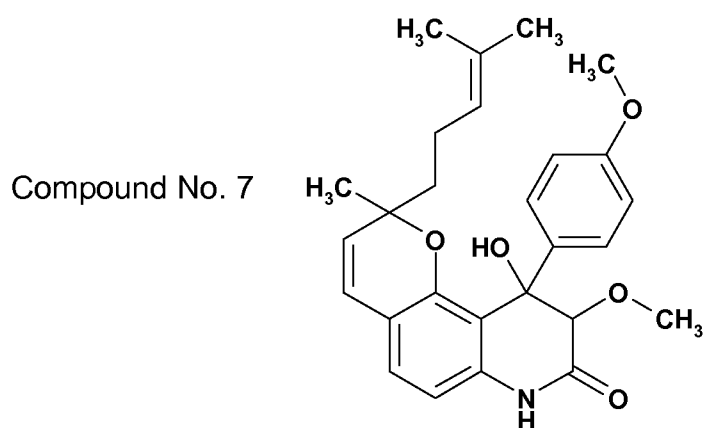
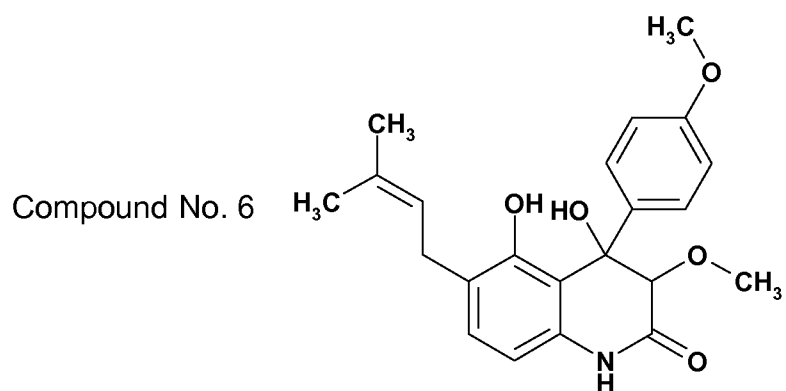


Compound No. 4

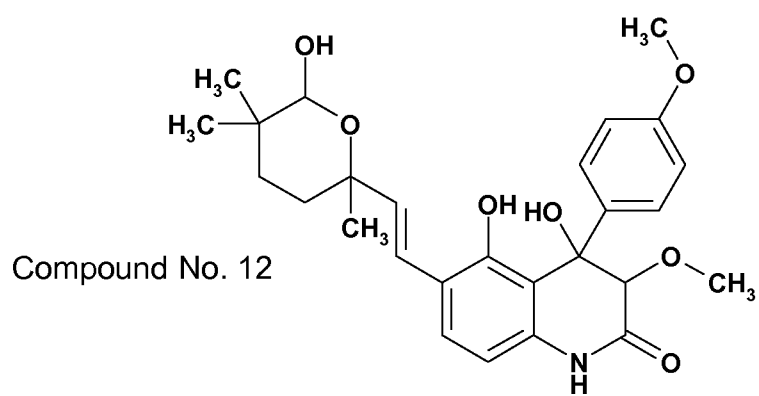
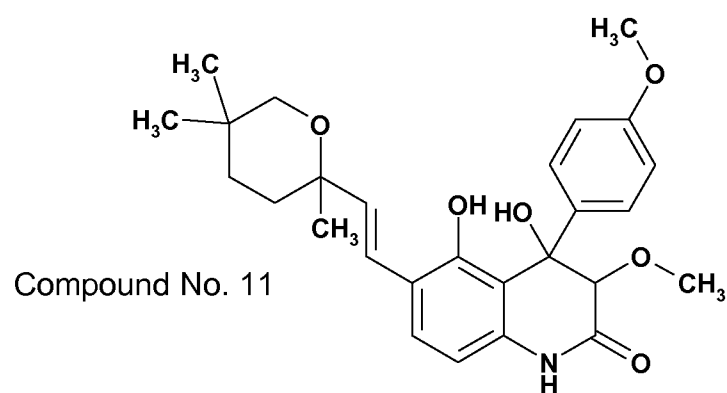
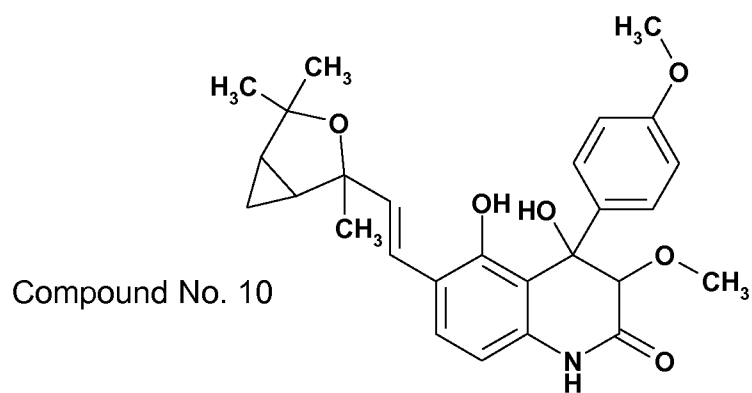


Compound No. 5

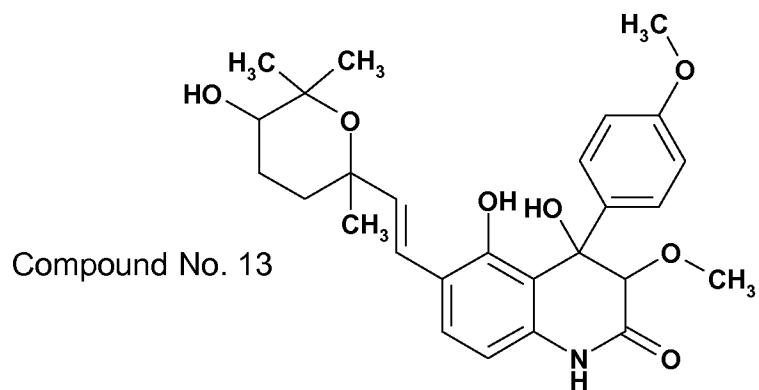




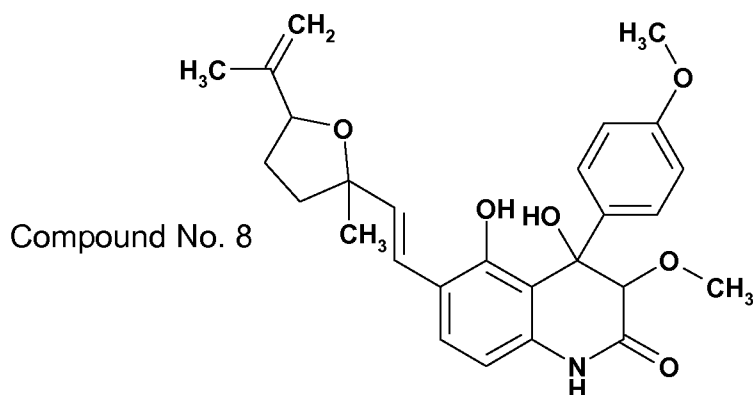
- 39 -



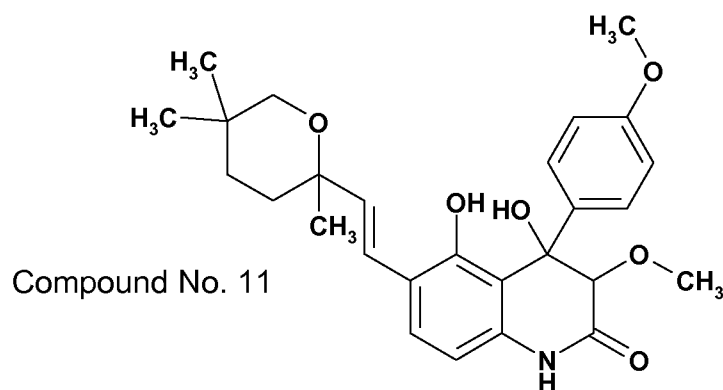
and



4. Use according to claim 2 characterized in that the compound of the formula I is



5. Use according to claim 2 characterized in that the compound of the formula I is



6. The use according to any one of claims 1 to 5 characterized in that the ectoparasites are *acarina*, preferably ticks or mites and especially ticks.

7. The use according to any one of claims 1 to 5 characterized in that the ectoparasites are insects, preferably fleas.

8. Ectoparasiticidal composition comprising a compound of the formula I as defined in any one of claims 1 to 5 together with a carrier or diluent that is physiologically acceptable to non-human animals.

9. Ectoparasiticidal composition according to claim 8, characterized in that it is a pour-on or spot-on formulation.

10. Method of controlling ectoparasites on non-human animals, characterized in that an effective amount of at least one compound of formula I as defined in any one of claims 1 to 5 is administered to the habitat of the parasites.

11. Method according to claim 10 characterized in that the ectoparasites are *acarina*, preferably ticks or mites and especially ticks.

12. Method according to claim 10 characterized in that the ectoparasites are insects, preferably fleas.

13. Use of a compound of the formula I as defined in any one of claims 1 to 5 for the preparation of an ectoparasiticide composition for the use on non-human animals.

14. Compound of the formula I as defined in any one of claims 1 to 5 for the use in the treatment of ectoparasites on non-human animals.

15. Use of a compound of the formula I as defined in any one of claims 1 to 5 in the manufacture of a veterinary composition for combating ectoparasites on non-human animals, preferably a veterinary composition for combating *acarina* or insects, in particular ticks.

INTERNATIONAL SEARCH REPORT

International application No

PCT/EP2008/065033

A. CLASSIFICATION OF SUBJECT MATTER
 INV. A01N43/42 A01P7/02

According to International Patent Classification (IPC) or to both national classification and IPC

B. FIELDS SEARCHED

Minimum documentation searched (classification system followed by classification symbols)

A01N

Documentation searched other than minimum documentation to the extent that such documents are included in the fields searched

Electronic data base consulted during the international search (name of data base and, where practical, search terms used)

EPO-Internal, CHEM ABS Data, WPI Data, BIOSIS

C. DOCUMENTS CONSIDERED TO BE RELEVANT

Category*	Citation of document, with indication, where appropriate, of the relevant passages	Relevant to claim No.
X,Y	WO 2006/059400 A (KITASATO INST [JP]; TOMODA HIROSHI [JP]; MASUMA ROKURO [JP]; OMURA SAT) 8 June 2006 (2006-06-08) cited in the application the whole document -----	1-15
Y	WO 02/26713 A (KING S COLLEGE LONDON [GB]; JONES KEITH [GB]; WHITFIELD PHILIP JOHN [G] 4 April 2002 (2002-04-04) the whole document -----	1-15



Further documents are listed in the continuation of Box C.



See patent family annex.

* Special categories of cited documents:

"A" document defining the general state of the art which is not considered to be of particular relevance

"E" earlier document but published on or after the international filing date

"L" document which may throw doubts on priority claim(s) or which is cited to establish the publication date of another citation or other special reason (as specified)

"O" document referring to an oral disclosure, use, exhibition or other means

"P" document published prior to the international filing date but later than the priority date claimed

"T" later document published after the international filing date or priority date and not in conflict with the application but cited to understand the principle or theory underlying the invention

"X" document of particular relevance; the claimed invention cannot be considered novel or cannot be considered to involve an inventive step when the document is taken alone

"Y" document of particular relevance; the claimed invention cannot be considered to involve an inventive step when the document is combined with one or more other such documents, such combination being obvious to a person skilled in the art.

"&" document member of the same patent family

Date of the actual completion of the international search

23 March 2009

Date of mailing of the international search report

01/04/2009

Name and mailing address of the ISA/

European Patent Office, P.B. 5818 Patentlaan 2
 NL - 2280 HV Rijswijk
 Tel. (+31-70) 340-2040,
 Fax: (+31-70) 340-3016

Authorized officer

Bertrand, Franck

INTERNATIONAL SEARCH REPORT

Information on patent family members

International application No

PCT/EP2008/065033

Patent document cited in search report		Publication date	Patent family member(s)	Publication date
WO 2006059400	A	08-06-2006	NONE	
WO 0226713	A	04-04-2002	AU 9203001 A	08-04-2002