

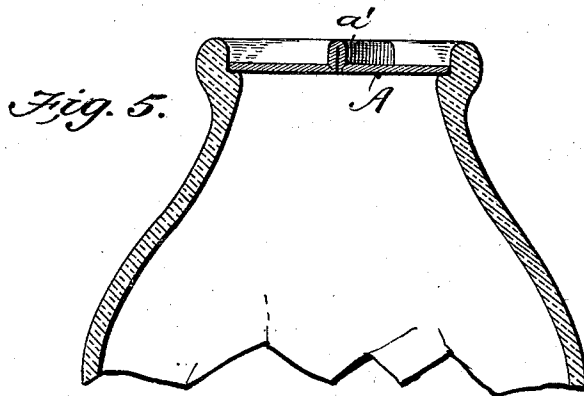
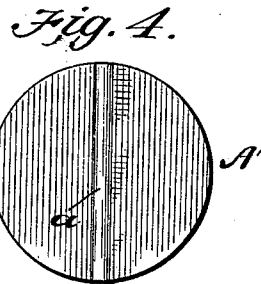


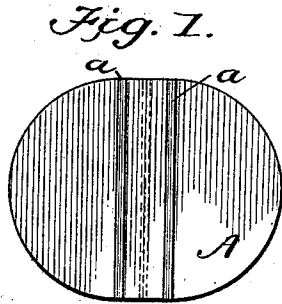
No. 666,159.

Patented Jan. 15, 1901.

H. O. ROBINSON.  
SEAL FOR MILK BOTTLES.

(Application filed Sept. 28, 1900.)

(No Model.)



WITNESSES:

*M. S. Blouel,*  
*Amos W. Hart,*

INVENTOR

*H. O. Robinson.*

BY *Munn & Co.*

ATTORNEYS

# UNITED STATES PATENT OFFICE.

HENRY O. ROBINSON, OF BOSTON, MASSACHUSETTS.

## SEAL FOR MILK-BOTTLES.

SPECIFICATION forming part of Letters Patent No. 666,159, dated January 15, 1901.

Application filed September 28, 1900. Serial No. 31,408. (No model.)

*To all whom it may concern:*

Be it known that I, HENRY O. ROBINSON, residing at Boston, in the county of Suffolk and State of Massachusetts, have made certain new and useful Improvements in Seals for Milk-Bottles, of which the following is a specification.

My invention is an improvement in that class of sealing-disks for milk-bottles which have a central fold forming a transverse rib adapted to be seized manually for removal of the disk when it is desired to pour out the contents of a bottle. Sheet-metal disks provided with a central fold have been employed; but they are objectionable for several reasons. Pasteboard disks have also been provided with a hinge formed by crimping them transversely.

In my invention a regularly oval pasteboard plate is provided with a single central crease in the under side and two crimps in the upper side, which are parallel to and equidistant from the central one, whereby the plate is adapted to fold in the manner required.

Figure 1 is a plan view of the blank from which the sealing-disk proper is formed. Fig. 2 is an edge view of the same. Fig. 3 is a perspective view of my improved sealing-disk. Fig. 4 is a plan view of the same. Fig. 5 is a sectional view of a portion of a milk-bottle to which my improved sealing-disk is shown applied, and Fig. 6 shows a modification of the grooves or crimps in the sealing-disk.

The disk is formed from a plate A (see Figs. 1 and 2) of stout pasteboard. The blank A is oblong, and transverse parallel creases, crimps, or cuts *a* are formed in the upper and under sides of the same. The upper side is

provided with two of such creases, crimps, or cuts, the same being separated by a narrow space, and the crimp in the under side is formed at a point intervening and equidistant from the upper ones, as shown in Fig. 2.

The oblong blank A is bent upward along the line of the middle and under crease, thus forming a rib *a'*, as shown in Figs. 3, 4, and 5. In this complete form the disk is circular. The rib *a'*, extending diametrically entirely across the disk A', forms a thumb-piece or finger-hold, which may be conveniently seized when it is desired to insert the disk in a bottle-neck, as shown in Fig. 5, or to remove it therefrom. The folded portions have a certain degree of resiliency, which aids to some extent in holding the disk in place in the bottle-neck, since it increases the friction of the same with said neck.

In practice the under side of the disk may be coated with paraffin or some other substance capable of resisting action of the liquid.

Having thus described my invention, what I claim as new, and desire to secure by Letters Patent of the United States, is—

As an improved article of manufacture, the sealing-disk for milk-bottles, constructed of a plate of pasteboard having a regular oval form, and provided with a central transverse crease in its under side, and with two parallel creases in its upper side, which are located equidistantly from the central one, whereby the plate is adapted to fold upon the lines of such creases, as and for the purpose specified.

HENRY O. ROBINSON.

Witnesses:

CHARLES E. ROBINSON,  
ELLEN L. ROBINSON.