

(19) World Intellectual Property Organization
International Bureau



(43) International Publication Date
20 November 2008 (20.11.2008)

PCT

(10) International Publication Number
WO 2008/141012 A2

(51) International Patent Classification:
C07K 5/06 (2006.01) **A61K 31/47** (2006.01)
C07D 215/38 (2006.01) **A61K 38/05** (2006.01)
A61K 31/04 (2006.01)

(74) Agent: **MORLEY, Marc, T.**; Knobbe Martens Olson & Bear LLP, 2040 Main Street, 14th Floor, Irvine, CA 92614 (US).

(21) International Application Number:
PCT/US2008/062796

(22) International Filing Date: 6 May 2008 (06.05.2008)

(25) Filing Language: English

(26) Publication Language: English

(30) Priority Data:
60/917,599 11 May 2007 (11.05.2007) US

(81) Designated States (unless otherwise indicated, for every kind of national protection available): AE, AG, AL, AM, AO, AT, AU, AZ, BA, BB, BG, BH, BR, BW, BY, BZ, CA, CH, CN, CO, CR, CU, CZ, DE, DK, DM, DO, DZ, EC, EE, EG, ES, FI, GB, GD, GE, GH, GM, GT, HN, HR, HU, ID, IL, IN, IS, JP, KE, KG, KM, KN, KP, KR, KZ, LA, LC, LK, LR, LS, LT, LU, LY, MA, MD, ME, MG, MK, MN, MW, MX, MY, MZ, NA, NG, NI, NO, NZ, OM, PG, PH, PL, PT, RO, RS, RU, SC, SD, SE, SG, SK, SL, SM, SV, SY, TJ, TM, TN, TR, TT, TZ, UA, UG, US, UZ, VC, VN, ZA, ZM, ZW.

(71) Applicant (for all designated States except US): **MPEX PHARMACEUTICALS, INC.** [US/US]; 11535 Sorrento Valley Road, San Diego, CA 92121 (US).

(84) Designated States (unless otherwise indicated, for every kind of regional protection available): ARIPO (BW, GH, GM, KE, LS, MW, MZ, NA, SD, SL, SZ, TZ, UG, ZM, ZW), Eurasian (AM, AZ, BY, KG, KZ, MD, RU, TJ, TM), European (AT, BE, BG, CH, CY, CZ, DE, DK, EE, ES, FI, FR, GB, GR, HR, HU, IE, IS, IT, LT, LU, LV, MC, MT, NL, NO, PL, PT, RO, SE, SI, SK, TR), OAPI (BF, BJ, CF, CG, CI, CM, GA, GN, GQ, GW, ML, MR, NE, SN, TD, TG).

(72) Inventors; and

(75) Inventors/Applicants (for US only): **GLINKA, Tomasz** [US/US]; 21122 Patriot Way, Cupertino, CA 95014 (US). **LOMOVSKAYA, Olga** [US/US]; 59 Showers Drive, Apt #j-318, Mountain View, CA 94040 (US). **BOSTIAN, Keith** [US/US]; 6 Callado Way, Atherton, CA 94027 (US). **WALLACE, David, M.** [US/US]; 6448 Peinado Way, San Diego, CA 92121 (US).

Published:
— without international search report and to be republished upon receipt of that report



WO 2008/141012 A2

(54) Title: QUATERNARY ALKYL AMMONIUM BACTERIAL EFFLUX PUMP INHIBITORS AND THERAPEUTIC USES THEREOF

(57) Abstract: Disclosed are compounds having at least one quaternary alkyl ammonium functionality. The compounds inhibit bacterial efflux pump inhibitors and are used in combination with an anti-bacterial agent to treat or prevent bacterial infections. These combinations can be effective against bacterial infections that have developed resistance to anti-bacterial agents through an efflux pump mechanism.

QUATERNARY ALKYL AMMONIUM BACTERIAL EFFLUX PUMP INHIBITORS AND THERAPEUTIC USES THEREOF

RELATED APPLICATIONS

[0001] This application claims the benefit of U.S. Provisional Application No. 60/917,599, filed May 11, 2007, which is incorporated herein by reference in its entirety.

BACKGROUND OF THE INVENTION

Field of the Invention

[0002] This invention relates to the field of antimicrobial agents and more specifically it relates to Efflux Pump Inhibitor (EPI) compounds to be co-administered with antimicrobial agents for the treatment of infections caused by drug resistant pathogens. The invention includes novel compounds useful as efflux pump inhibitors, compositions and devices comprising such efflux pump inhibitors, and therapeutic use of such compounds.

Description of the Related Art

[0003] Antibiotics have been effective tools in the treatment of infectious diseases during the last half-century. From the development of antibiotic therapy to the late 1980s there was almost complete control over bacterial infections in developed countries. However, in response to the pressure of antibiotic usage, multiple resistance mechanisms have become widespread and are threatening the clinical utility of antibacterial therapy. The increase in antibiotic resistant strains has been particularly common in major hospitals and care centers. The consequences of the increase in resistant strains include higher morbidity and mortality, longer patient hospitalization, and an increase in treatment costs.

[0004] Bacteria have developed several different mechanisms to overcome the action of antibiotics. These mechanisms of resistance can be specific for a molecule or a family of antibiotics, or can be non-specific and be involved in resistance to unrelated antibiotics. Several mechanisms of resistance can exist in a single bacterial strain, and those mechanisms may act independently or they may act synergistically to overcome the action of an antibiotic or a combination of antibiotics. Specific mechanisms include degradation of the drug, inactivation of the drug by enzymatic modification, and alteration of the drug target.

There are, however, more general mechanisms of drug resistance, in which access of the antibiotic to the target is prevented or reduced by decreasing the transport of the antibiotic into the cell or by increasing the efflux of the drug from the cell to the outside medium. Both mechanisms can lower the concentration of drug at the target site and allow bacterial survival in the presence of one or more antibiotics that would otherwise inhibit or kill the bacterial cells. Some bacteria utilize both mechanisms, combining a low permeability of the cell wall (including membranes) with an active efflux of antibiotics.

[0005] In recent years interest in efflux-mediated resistance in bacteria has been triggered by the growing amount of data implicating efflux pumps in clinical isolates. The phenomenon of antibiotic efflux was first discovered in 1980, in the context of the mechanism of tetracycline resistance in enterobacteria. Since then, it has been shown that efflux of antibiotics can be mediated by more than one pump in a single organism and that almost all antibiotics are subject to resistance by this mechanism.

[0006] Some efflux pumps selectively extrude specific antibiotics. Examples of such pumps include the Tet or CmlA transporters, which can extrude tetracycline or chloramphenicol, respectively. Other efflux pumps, so-called multi-drug resistance (MDR) pumps, extrude a variety of structurally diverse compounds. In the latter case, a single efflux system may confer resistance to multiple antibiotics with different modes of action. In this respect, bacterial MDR pumps are similar to mammalian MDR transporters. In fact, one such pump, P-glycoprotein, the first discovered MDR pump, confers multiple drug resistance on cancer cells and is considered to be one of the major reasons tumor resistance to anti-cancer therapy. A typical example of bacterial MDR pump is MexAB-OprM from *Pseudomonas aeruginosa*. This pump has been shown to affect the susceptibility of the organism to almost all antibiotic classes which fluoroquinolones, β -lactams, macrolides, phenicols, tetracyclines, and oxazolidinones.

[0007] Efflux pumps in gram-positive bacteria excrete their substrates across a single cytoplasmic membrane. This is also the case for some pumps in gram-negative bacteria, and as a result their substrates are effluxed into the periplasmic space. Other efflux pumps from gram-negative bacteria efflux their substrates directly into the external medium, bypassing the periplasm and the outer membrane. These pumps are organized in complex three component structures, which traverse both inner and outer membranes. They consist of

a transporter located in the cytoplasmic membrane, an outer membrane channel and a periplasmic 'linker' protein, which brings the other two components into contact. It is clearly advantageous for gram-negative bacteria to efflux drugs by bypassing the periplasm and outer membrane. In gram-negative bacteria the outer membrane significantly slows down the entry of both lipophilic and hydrophilic agents. The former, such as erythromycin and fusidic acid, are hindered by the lipopolysaccharide components of the outer leaflet of the outer membrane bilayer. Hydrophilic agents cross the outer membrane through water-filled porins whose size prevents rapid diffusion, even for small compounds such as fluoroquinolones and some β -lactams. Thus, direct efflux creates the possibility for two different mechanisms to work synergistically to provide the cell with a potent defense mechanism. Furthermore, direct efflux into the medium leads to decreased amounts of drugs not only in the cytoplasmic but also in the periplasmic space. This could explain the apparently paradoxical finding that efflux pumps protect gram-negative bacteria from β -lactam antibiotics whose target penicillin-binding proteins are found in the periplasm.

[0008] Many MDR pumps are encoded by the genes, which are normal constituents of bacterial chromosomes. In this case increased antibiotic resistance is a consequence of over-expression of these genes. Thus bacteria have the potential to develop multi-drug resistance without the acquisition of multiple specific resistance determinants. In some cases, the simultaneous operation of efflux pumps and other resistance mechanisms in the same cell results in synergistic effects.

[0009] While some genes encoding efflux pumps are not expressed in wild type cells and require induction or regulatory mutations for expression to occur, other efflux genes are expressed constitutively. As a result wild type cells have basal level of efflux activity. This basal activity of multi-drug efflux pumps in wild type cells contribute to intrinsic antibiotic resistance, or more properly, decreased antibiotic susceptibility. This intrinsic resistance may be low enough for the bacteria to still be clinically susceptible to therapy. However, the bacteria might be even more susceptible if efflux pumps were rendered non-functional, allowing lower doses of antibiotics to be effective. To illustrate, *P. aeruginosa* laboratory-derived mutant strain PAM1626, which does not produce any measurable amounts of efflux pump is 8 to 10 fold more susceptible to levofloxacin and meropenem than the parent strain *P. aeruginosa* PAM1020, which produces the basal level of MexAB-OprM

efflux pump. Were it not for efflux pumps, the spectrum of activity of many so-called 'gram-positive' antibiotics could be expanded to previously non-susceptible gram-negative species. This can be applied to 'narrow-spectrum' β -lactams, macrolides, lincosamides, streptogramins, rifamycins, fusidic acid, and oxazolidinones – all of which have a potent antibacterial effect against engineered mutants lacking efflux pumps.

[0010] It is clear that in many cases, a dramatic effect on the susceptibility of problematic pathogens would be greatly enhanced if efflux-mediated resistance were to be nullified. Two approaches to combat the adverse effects of efflux on the efficacy of antimicrobial agents can be envisioned: identification of derivatives of known antibiotics that are not effluxed and development of therapeutic agents that inhibit transport activity of efflux pumps and could be used in combination with existing antibiotics to increase their potency.

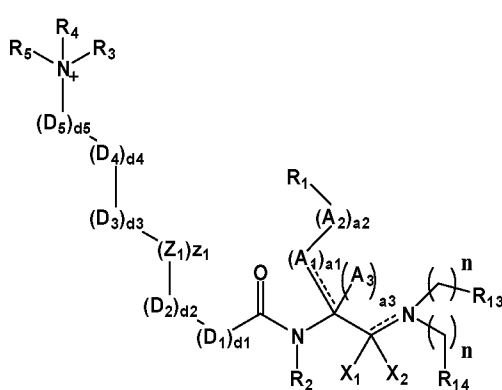
[0011] There are several examples when the first approach has been successfully reduced to practice. These examples include new fluoroquinolones, which are not affected by multidrug resistance pumps in *Staphylococcus aureus* or *Streptococcus pneumoniae* or new tetracycline and macrolide derivatives, which are not recognized by the corresponding antibiotic-specific pumps. However, this approach appears to be much less successful in the case of multidrug resistance pumps from gram-negative bacteria. In gram-negative bacteria, particular restrictions are imposed on the structure of successful drugs: they must be amphiphilic in order to cross both membranes. It is this very property that makes antibiotics good substrates of multi-drug resistance efflux pumps from gram-negative bacteria. In the case of these bacteria the efflux pump inhibitory approach becomes the major strategy in improving the clinical effectiveness of existing antibacterial therapy.

[0012] The efflux pump inhibitory approach was first validated in the case of mammalian P-glycoprotein. And the first inhibitors have been found among compounds with previously described and quite variable pharmacological activities. For example, P-glycoprotein-mediated resistance, can be reversed by calcium channel blockers such as verpamyl and azidopine, immunosuppressive agents cyclosporin A and FK506 as well as antifungal agents such as rapamycin and FK520 (Raymond et al, 1994). It is important that efflux pump inhibitory activity was by no means connected to other activities of these compounds. In fact, the most advanced inhibitor of P-glycoprotein is a structural derivative of cyclosporin A and is devoid of immunosuppressive activity.

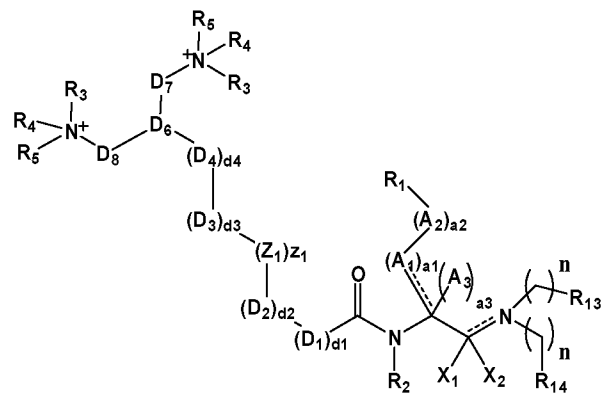
SUMMARY OF THE INVENTION

[0013] Some embodiments disclosed herein include bacterial efflux pump inhibitors having at least one quaternary alkyl ammonium functionality. Other embodiments disclosed herein include pharmaceutical compositions and methods of treatment using these compounds.

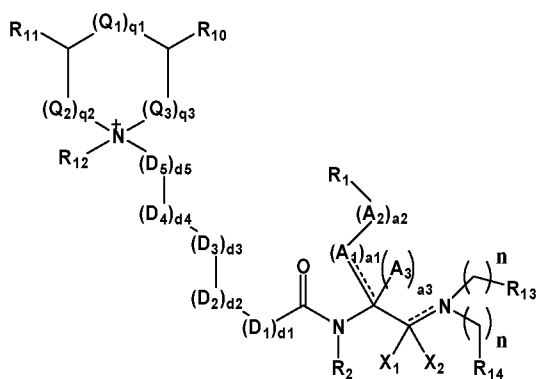
[0014] Some embodiments disclosed herein include a compound having the structure of formula I, II, III, IV or V:



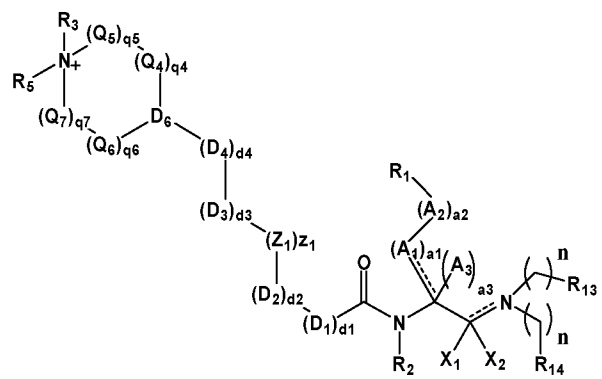
I



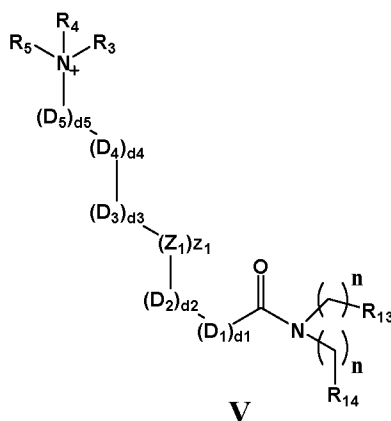
II



III



IV



or a pharmaceutically acceptable salt or pro-drug thereof wherein;

each bond represented by a dashed and solid line represents a bond selected from the group consisting of a single bond and a double bond;

each R_1 is independently selected from C_1 - C_6 alkyl, C_3 - C_6 carbocyclyl, heterocyclyl, aryl and heteroaryl, each optionally substituted with up to 3 substituents independently selected from the group consisting of halo, C_1 - C_6 alkyl, carbocyclyl, $-(CH_2)_n$ aryl, $-OR_2$, $-OR_{14}$, $-S(R_2)_2$, $-SO_2NHR_{14}$, $-(CH_2)_nSH$, $-CF_3$, $-OCF_3$, $-N(R_2)_2$, $-NO_2$, $-CN$, $-CO_2$ alkyl, and $-CO_2$ aryl;

each R_2 is independently selected from H and C_1 - C_6 alkyl;

R_3 is $-(CH_2)_nCHR_6R_7$;

each R_4 is independently selected from $-(CH_2)_mR_9$, allyl, $-(CH_2)_nCO_2H$, $-(CH_2)_nCONH_2$ and $-(CH_2)_nCHR_6R_7$;

each R_5 is independently selected from $-(CH_2)_mR_9$, $-NHR_2$, and $-(CH_2)_nCHR_6R_7$;

each R_6 is independently selected from H and $-(CH_2)_mNH_2$;

each R_7 is independently selected from $-(CH_2)_mNHR_8$, $-(CH_2)_mNHC(=NH)NH_2$, $-(CH_2)_mNHC(R_2)=NH$, and $-(CH_2)_mC(=NH)NH_2$;

each R_8 is independently selected from H, C_1 - C_6 alkyl, $-C(O)CH(R_{15})(NH_2)$, $-C(O)A_2CH_2NH_2$, Alanine, Arginine, Asparagine, Aspartic acid, Glutamic acid, Glutamine, Cysteine, Glycine, Histidine, Isoleucine, Leucine, Lysine, Methionine, Phenylalanine, Proline, Serine, Threonine, Tryptophan, Tyrosine, and Valine;

each R_9 is independently selected from H, C_1 - C_6 alkyl, SH and OH;

R₁₀ and R₁₁ are independently selected from the group consisting of $-(\text{CH}_2)_n\text{NHR}_2$ and $-(\text{CH}_2)_n\text{CHR}_6\text{R}_7$;

R₁₂ is selected from C₁-C₄ alkyl, $-\text{NHR}_2$, $-(\text{CH}_2)_m\text{R}_9$, allyl, $-(\text{CH}_2)_n\text{CO}_2\text{H}$, $-(\text{CH}_2)_n\text{CONH}_2$ and $-(\text{CH}_2)_n\text{CHR}_6\text{R}_7$;

R₁₃ is selected from H, C₁-C₆ alkyl, C₃-C₇ carbocyclyl, heterocyclyl, aryl and heteroaryl, each optionally substituted with up to 3 substituents independently selected from the group consisting of a halide, alkyl, carbocyclyl, $-(\text{CH}_2)_n\text{R}_1$, $-(\text{CH}=\text{CH})_n\text{R}_1$, $-\text{OR}_2$, $-\text{OR}_1$, $=\text{O}$, $-\text{S}(\text{R}_2)_2$, $-\text{SO}_2\text{NHR}_1$, $-(\text{CH}_2)_n\text{SH}$, $-\text{CF}_3$, $-\text{OCF}_3$, $-\text{N}(\text{R}_2)_2$, $-\text{NO}_2$, $-\text{CN}$, $-(\text{C}=\text{X})\text{R}_1$, $-(\text{C}=\text{X})\text{R}_2$, $-\text{CO}_2\text{alkyl}$, and $-\text{CO}_2\text{aryl}$;

R₁₄ is selected from C₁-C₆ alkyl, C₃-C₇ carbocyclyl, heterocyclyl, aryl and heteroaryl, each optionally substituted with up to 3 substituents independently selected from the group consisting of a halide, alkyl, carbocyclyl, $-(\text{CH}_2)_n\text{R}_1$, $-\text{OR}_2$, $-\text{OR}_1$, $=\text{O}$, $-\text{S}(\text{R}_2)_2$, $-\text{SO}_2\text{NHR}_1$, $-(\text{CH}_2)_n\text{SH}$, $-\text{CF}_3$, $-\text{OCF}_3$, $-\text{N}(\text{R}_2)_2$, $-\text{NO}_2$, $-\text{CN}$, $-(\text{C}=\text{X})\text{R}_1$, $-(\text{C}=\text{X})\text{R}_2$, $-\text{CO}_2\text{alkyl}$, and $-\text{CO}_2\text{aryl}$;

R₁₃ and R₁₄ are optionally linked to form a ring;

R₁₅ is selected from $-(\text{CH}_2)_n\text{CHR}_6(\text{CH}_2)_n\text{NH}_2$, $-(\text{CH}_2)_m\text{NR}_6(\text{CH}_2)_n\text{NH}_2$ and $-(\text{CH}_2)_m\text{C}(=\text{O})\text{NR}_6(\text{CH}_2)_n\text{NH}_2$;

A₁ is $-(\text{CH}_2)_m-$, $-\text{[C}(\text{R}_2\text{R}_9)]_m-$, or $=\text{CR}_2[\text{C}(\text{R}_2\text{R}_8)]_m-$, wherein if A₁ is $=\text{CR}_2[\text{C}(\text{R}_2\text{R}_8)]_m-$, then a₃ is 0;

A₂ is $-(\text{CH}_2)_m-$, $-\text{NR}_2-$, $\text{C}(=\text{X})-$, $-\text{O}(\text{CH}_2)_n-$, $-\text{S}(\text{CH}_2)_n-$, $-\text{CH}=\text{CH}-$, or $-\text{C}(=\text{N}-\text{OR}_2)-$;

A₃ is H or C₁-C₄ alkyl, or A₃ is $-\text{CH}_2-$ bonded to A₁, A₂ or R₁ to form a ring;

a₁, a₂, and a₃ are independently equal to 0 or 1;

D₁ is selected from $-\text{CH}_2-$, $-\text{CH}(\text{NHR}_8)-$, $-\text{CH}(\text{R}_2)-$, and $-\text{CH}(\text{CH}_2\text{SH})-$;

D₂, D₃, and D₄ are independently selected from the group consisting of $-(\text{CH}_2)_m-$, $-\text{CH}(\text{R}_2)-$, $-\text{CH}(\text{NHR}_8)-$, $-\text{N}(\text{R}_6)-$, $-\text{O}-$, $-\text{S}-$, $-\text{C}(=\text{O})-$, $-\text{S}(=\text{O})-$ and $-\text{SO}_2-$,

D₅ is selected from $-(\text{CH}_2)_m-$, $-\text{CH}(\text{R}_2)-$ and $-\text{NH}-$,

or any two atoms of D₂, D₃, D₄ and D₅ are bonded to form a four, five or six membered saturated ring optionally comprising a nitrogen within the ring;

D₆ is selected from $-\text{CH}-$ and $-\text{N}-$;

D_7 and D_8 are independently selected from the group consisting of $-[\text{CH}(\text{R}_2)]_m-$, $-(\text{CH}_2)_m\text{C}(=\text{O})-$, $-\text{C}(=\text{O})(\text{CH}_2)_m-$, $-(\text{CH}_2)_m\text{NH}-$ and $-\text{NH}(\text{CH}_2)_m-$;

d_1 , d_2 , d_3 , d_4 and d_5 are independently equal to 0 or 1;

Q_1 is selected from $-\text{CH}_2-$, $-\text{NH}-$, $-\text{N}(\text{Me})-$, and $-\text{N}^+(\text{Me}_2)-$;

Q_2 and Q_3 are independently selected from the group consisting of $-\text{CH}_2-$ and N ;

with the proviso that no more than one of Q_1 , Q_2 , and Q_3 comprises a nitrogen;

q_1 , q_2 , and q_3 are independently equal to 0 or 1;

Q_4 , Q_5 , Q_6 and Q_7 are each $-\text{CH}_2-$;

q_4 , q_5 , q_6 and q_7 are independently equal to 0 or 1;

with the proviso that at least two of q_4 , q_5 , q_6 and q_7 are equal to 1;

Z_1 is an aryl, heteroaryl, carbocyclyl, or heterocyclyl;

z_1 is 0 or 1;

if z_1 is 0 then at least two of d_1 , d_2 , d_3 , d_4 and d_5 are equal to 1;

if z_1 is 1 then at least one of d_1 , d_2 , d_3 , d_4 and d_5 is equal to 1;

X_1 and X_2 are each hydrogen or taken together are $=\text{O}$ or $=\text{S}$,

or X_1 is hydrogen and X_2 is $-\text{O}-$ or $-\text{S}-$ bonded to R_{14} to form a 5- or 6-membered heterocyclyl,

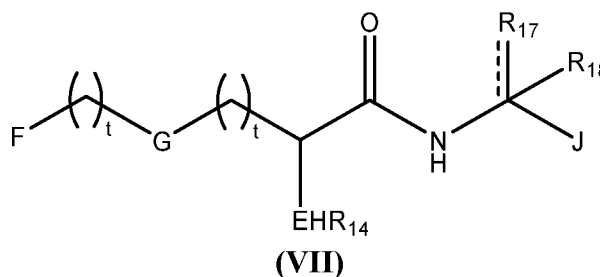
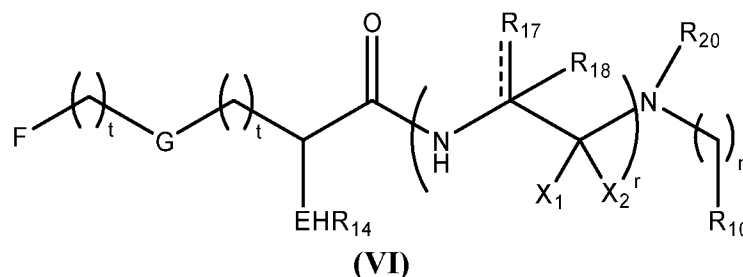
or X_1 is absent and X_2 is $-\text{O}-$, $-\text{OCH}_2-$, $-\text{S}-$, or $-\text{SCH}_2-$ bonded to R_{14} to form a 5- or 6-membered heterocyclyl or heteroaryl, wherein when X_1 is absent, the bond to nitrogen represented by a dashed and solid line is a double bond;

each X is independently O or S ;

each n is independently an integer from 0 to 4; and

each m is independently an integer from 1 to 3.

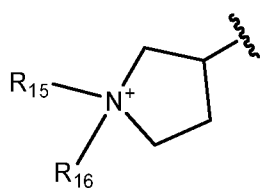
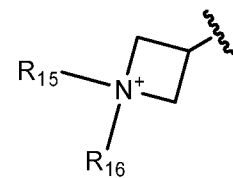
[0015] Another embodiment disclosed herein includes a compound having the structure of formula (VI) or (VII):



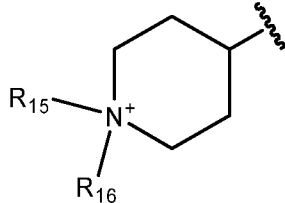
or a pharmaceutically acceptable salt or prodrug thereof, wherein:

each E is independently CH or N;

F is selected from the group consisting of $-N^+R_{15}R_{16}R_{21}$, -



, and



;

G is selected from $-CH_2-$, $-CH(\text{alkyl})-$, $-S(O)_2-$, $-NHC(O)CH(NH_2)-$, $-NHC(O)-$, $-C(O)NH-$, $-C(O)N(CH_2CH_2NH)-$, $-NH-$, $-C(O)-$, carbocyclyl, aryl, $-S-$:

J is a heterocyclyl or heteroaryl, each optionally substituted with up to 3 substituents independently selected from the group consisting of a halide, alkyl optionally substituted with $-SH$, $-CF_3$, $-OCF_3$, $-NO_2$, $-CN$, $-OH$, $=O$, carbocyclyl, heterocyclyl, aryl optionally substituted with halide or $-OH$, heteroaryl optionally substituted with alkyl, aralkyl optionally substituted with halide or $-CF_3$, $-O$ -aryl, $-O$ -heteroaryl, $-O$ -heterocyclyl, $-SO_2NH$ -heteroaryl, $-O-C_1-C_6$ alkyl, and di(C_1-C_6)alkylamino;

X_1 and X_2 are each hydrogen or together are =O or =S;

R_{10} is selected from carbocyclyl, heterocyclyl, aryl, and heteroaryl, each optionally substituted with up to 3 substituents independently selected from the group consisting of a halide, alkyl optionally substituted with -SH, -CF₃, -OCF₃, -NO₂, -CN, -OH, =O, carbocyclyl, heterocyclyl, aryl optionally substituted with halide or -OH, heteroaryl optionally substituted with alkyl, aralkyl optionally substituted with halide or -CF₃, -O-aryl, -O-heteroaryl, -O-heterocyclyl, -SO₂NH-heteroaryl, -O-C₁-C₆ alkyl, and di(C₁-C₆)alkylamino;

R_{14} is selected from H, -C(O)CH(NH₂)(CH₂SH), -C(O)CH(NH₂)(CH₂CH₂CH₂NHC(NH₂)(=NH)), -C(O)CH(NH₂)(CH₂COOH), -C(O)-CH(Me)(NH₂), and -SH;

R_{15} is selected from -(CH₂)_sNH₂, -(CH₂)_sNHC(=NH)NH₂, -(CH₂)_sCH(CH₂NH₂)₂, -(CH₂)_sNHC(O)CH(NH₂)CH₂COOH, -(CH₂)_sNHCH(=NH), -(CH₂)_sNHC(O)CH(NH₂)(CH₂SH), -(CH₂)_sNHCH₃, and -(CH₂)_sC(O)NH₂;

R_{16} is selected from alkyl, -(CH₂)_sCOOH, allyl, -(CH₂)_sSH, -(CH₂)_sNH₂, -(CH₂)_sNHC(=NH)NH₂, -(CH₂)_sCH(CH₂NH₂)₂, -(CH₂)_sNHC(O)CH(NH₂)CH₂COOH, -(CH₂)_sNHCH(=NH), -(CH₂)_sNHC(O)CH(NH₂)(CH₂SH), -(CH₂)_sNHCH₃, and -(CH₂)_sC(O)NH₂;

or R_{15} and R_{16} together form a heterocyclyl substituted with at least two substituents independently selected from -(CH₂)_sNH₂, -(CH₂)_sNHC(=NH)NH₂, -(CH₂)_sN⁺(CH₃)₃, -(CH₂)_sNHCH₂CH₂NH₂, -(CH₂)_sN(CH₂CH₂NH₂)₂, -(CH₂)_sC(O)N(CH₂CH₂NH₂)₂, and -(CH₂)_sCH(CH₂NH₂)₂;

R_{17} is selected from alkyl, aralkyl, heteroaralkyl, carbocyclyl-alkyl, heterocyclyl-alkyl, aryl, and carbocyclyl, each optionally substituted with up to 3 substituents independently selected from the group consisting of -CF₃, -OH, -SH, -CH₂SH, -OCF₃, halide, -CN, alkyl, -O-aralkyl, -CH₂-O-aryl, aryl, -S(CH₃)₂, -C(O)aryl, -S-aralkyl optionally substituted with -OMe, =O, and =N-OH;

R_{18} is H, alkyl, or absent,

or R_{17} together with R_{18} form a carbocyclyl optionally substituted with aryl or heteroaryl;

R_{20} is H or alkyl;

R_{21} is selected from alkyl, $-(CH_2)_sCOOH$, allyl, $-(CH_2)_sSH$, $-(CH_2)_sNH_2$, $-(CH_2)_sNHC(=NH)NH_2$, $-(CH_2)_sCH(CH_2NH_2)_2$, $-(CH_2)_sNHC(O)CH(NH_2)CH_2COOH$, $-(CH_2)_sNHCH(=NH)$, $(CH_2)_sNHCH_2C(O)CH(NH_2)(CH_2SH)$, $-(CH_2)_sNHCH_3$, and $-(CH_2)_sC(O)NH_2$;

each t is independently an integer from 0 to 4;

each s is independently an integer from 0 to 3;

r is 0 or 1; and

n is an integer from 0 to 4.

[0016] Other embodiments disclosed herein include methods of inhibiting a bacterial efflux pump by administering to a subject infected with a bacteria a compound according to any of the above formulas.

[0017] Another embodiment disclosed herein includes a method of treating or preventing a bacterial infection by co-administering to a subject infected with a bacteria or subject to infection with a bacteria, a compound according to any of the above formulas and another anti-bacterial agent.

[0018] Another embodiment disclosed herein includes a pharmaceutical composition that has a compound according to any of the above formulas and a pharmaceutically acceptable carrier, diluent, or excipient.

[0019] It is to be understood that both the foregoing general description and the following detailed description are exemplary and explanatory only and are not restrictive of the invention, as claimed.

DETAILED DESCRIPTION OF THE PREFERRED EMBODIMENT

[0020] Improved compositions and methods for inhibiting intrinsic drug resistance and/or preventing acquired drug resistance in microbes would be of tremendous benefit. Certain embodiments described herein provide such compositions and methods.

[0021] Some embodiments relate to a method for treating a microbial infection whose causative microbe employs an efflux pump resistance mechanism, comprising contacting the microbial cell with an efflux pump inhibitor in combination with an antimicrobial agent. The efflux pump inhibitors of preferred embodiments can comprise polybasic structures, as disclosed herein.

[0022] Some embodiments include a method for prophylactic treatment of a mammal. In this method, an efflux pump inhibitor is administered to a mammal at risk of a microbial infection, *e.g.*, a bacterial infection. In some embodiments, an antimicrobial agent is administered in combination with or coadministered with the efflux pump inhibitor.

[0023] Some embodiments also feature a method of enhancing the antimicrobial activity of an antimicrobial agent against a microbe, in which such a microbe is contacted with a efflux pump inhibitor, and an antibacterial agent.

[0024] In some embodiments, pharmaceutical compositions are provided that are effective for treatment of an infection of an animal, *e.g.*, a mammal, by a microbe, such as a bacterium or a fungus. The composition includes a pharmaceutically acceptable carrier and an efflux pump inhibitor as described herein. Some embodiments provide antimicrobial formulations that include an antimicrobial agent, an efflux pump inhibitor, and a carrier. In some embodiments, the antimicrobial agent is an antibacterial agent.

[0025] In some embodiments, the efflux pump inhibitor is administered to the lungs as an aerosol. In some such embodiments, a co-administered antimicrobial agent may be administered in conjunction with the efflux pump inhibitor by any known means.

Definitions

[0026] In this specification and in the claims, the following terms have the meanings as defined. As used herein, "alkyl" means a branched or straight chain chemical group containing only carbon and hydrogen, such as methyl, isopropyl, isobutyl, sec-butyl, pentyl, and adamantyl. Alkyl groups can either be unsubstituted or substituted with one or more substituents, *e.g.*, halogen, alkoxy, acyloxy, amino, amido, cyano, nitro, hydroxyl, mercapto, carboxy, carbonyl, benzyloxy, aryl, heteroaryl, or other functionality that may be suitably blocked, if necessary for purposes of the invention, with a protecting group. Alkyl groups can be saturated or unsaturated (*e.g.*, containing -C=C- or -C≡C- subunits), at one or several positions. Typically, alkyl groups will comprise 1 to 8 carbon atoms, preferably 1 to 6, and more preferably 1 to 4 carbon atoms.

[0027] As used herein, "lower alkyl" means a subset of alkyl, and thus is a hydrocarbon substituent, which is linear or branched. Preferred lower alkyls are of 1 to about 4 carbons, and may be branched or linear, and may include cyclic substituents, either as part or all of their structure. Examples of lower alkyl include butyl, propyl, isopropyl, ethyl, and

methyl. Likewise, radicals using the terminology “lower” refer to radicals preferably with 1 to about 4 carbons in the alkyl portion of the radical.

[0028] As used herein, “carbocyclyl” means a cyclic ring system containing only carbon atoms in the ring system backbone, such as cyclopropyl, cyclobutyl, cyclopentyl, cyclohexyl, and cyclohexenyl. Carbocyclyls may include multiple fused rings. Carbocyclyls may have any degree of saturation provided that at least one ring in the ring system is not aromatic. Carbocyclyl groups can either be unsubstituted or substituted with one or more substituents, e.g., halogen, alkoxy, acyloxy, amino, amido, cyano, nitro, hydroxyl, mercapto, carboxy, carbonyl, benzyloxy, aryl, heteroaryl, or other functionality that may be suitably blocked, if necessary for purposes of the invention, with a protecting group. Typically, carbocyclyl groups will comprise 3 to 8 carbon atoms, preferably 3 to 6.

[0029] As used herein, “amido” means a H-CON- or alkyl-CON-, aryl-CON- or heterocyclyl-CON group wherein the alkyl, aryl or heterocyclyl group is as herein described.

[0030] As used herein, “aryl” means an aromatic radical having a single-ring (e.g., phenyl) or multiple condensed rings (e.g., naphthyl or anthryl) with only carbon atoms present in the ring backbone. Aryl groups can either be unsubstituted or substituted with one or more substituents, e.g., amino, cyano, hydroxyl, lower alkyl, haloalkyl, alkoxy, nitro, halo, mercapto, and other substituents. A preferred carbocyclic aryl is phenyl.

[0031] As used herein, the term “heteroaryl” means an aromatic radical having one or more heteroatom(s) (e.g., N, O, or S) in the ring backbone and may include a single ring (e.g., pyridine) or multiple condensed rings (e.g., quinoline). Heteroaryl groups can either be unsubstituted or substituted with one or more substituents, e.g., amino, cyano, nitro, hydroxyl, alkyl, cycloalkyl, haloalkyl, alkoxy, aryl, halo, and mercapto. Examples of heteroaryl include thienyl, pyridyl, furyl, oxazolyl, oxadiazolyl, pyrrolyl, imidazolyl, triazolyl, thiodiazolyl, pyrazolyl, isoxazolyl, thiadiazolyl, pyranyl, pyrazinyl, pyrimidinyl, pyridazinyl, triazinyl, thiazolyl and others.

[0032] In these definitions it is clearly contemplated that substitution on the aryl and heteraryl rings is within the scope of certain embodiments. Where substitution occurs, the radical is called substituted aryl or substituted heteroaryl. Preferably one to three, more preferably one or two, and most preferably one substituent occur on the aryl ring. Preferred substitution patterns in five membered rings are substituted in the 2 position relative to the

connection to the claimed molecule. Though many substituents will be useful, preferred substituents include those commonly found in aryl compounds, such as alkyl, hydroxy, alkoxy, cyano, halo, haloalkyl, mercapto and the like.

[0033] As used herein, "amide" includes both RNR'CO- (in the case of R = alkyl, alkaminocarbonyl-) and RCONR' - (in the case of R = alkyl, alkyl carbonylamino-).

[0034] As used herein, the term "ester" includes both ROCO- (in the case of R = alkyl, alkoxy carbonyl-) and RCOO- (in the case of R = alkyl, alkyl carbonyloxy-).

[0035] As used herein, "acyl" means an H-CO- or alkyl-CO-, aryl-CO- or heterocyclyl-CO- group wherein the alkyl, aryl or heterocyclyl group is as herein described. Preferred acyls contain a lower alkyl. Exemplary alkyl acyl groups include formyl, acetyl, propanoyl, 2-methylpropanoyl, t-butylacetyl, butanoyl and palmitoyl.

[0036] As used herein, "halo or halide" is a chloro, bromo, fluoro or iodo atom radical. Chloro, bromo and fluoro are preferred halides. The term "halo" also contemplates terms sometimes referred to as "halogen", or "halide".

[0037] As used herein, "haloalkyl" means a hydrocarbon substituent, which is linear or branched or cyclic alkyl, alkenyl or alkynyl substituted with chloro, bromo, fluoro or iodo atom(s). Most preferred of these are fluoroalkyls, wherein one or more of the hydrogen atoms have been substituted by fluoro. Preferred haloalkyls are of 1 to about 3 carbons in length, More preferred haloalkyls are 1 to about 2 carbons, and most preferred are 1 carbon in length. The skilled artisan will recognize then that as used herein, "haloalkylene" means a diradical variant of haloalkyl, such diradicals may act as spacers between radicals, other atoms, or between the parent ring and another functional group.

[0038] As used herein, "heterocyclyl" means a cyclic ring system comprising at least one heteroatom in the ring system backbone. Heterocyclyls may include multiple fused rings. Heterocyclyls may have any degree of saturation provided that at least one ring in the ring system is not aromatic. Heterocyclyls may be substituted or unsubstituted, and are attached to other groups via any available valence, preferably any available carbon or nitrogen. More preferred heterocycles are of 5 or 6 members. In six membered monocyclic heterocycles, the heteroatom(s) are selected from one up to three of O, N or S, and wherein when the heterocycle is five membered, preferably it has one or two heteroatoms selected from O, N, or S.

[0039] As used herein quaternary ammonium refers to a positively charged nitrogen atom linked to four aliphatic carbon atoms or a positively charged nitrogen of the heteroaryl ring linked to an aliphatic carbon as in N-pridinium, N-thiazolium, N-imidazolium, N-triazolium and like.

[0040] As used herein, "substituted amino" means an amino radical which is substituted by one or two alkyl, aryl, or heterocyclyl groups, wherein the alkyl, aryl or heterocyclyl are defined as above.

[0041] As used herein, "substituted thiol" means RS- group wherein R is an alkyl, an aryl, or a heterocyclyl group, wherein the alkyl, aryl or heterocyclyl are defined as above.

[0042] As used herein, "sulfonyl" means an alkylSO₂, arylSO₂ or heterocyclyl-SO₂ group wherein the alkyl, aryl or heterocyclyl are defined as above.

[0043] As used herein, "sulfamido" means an alkyl-N-S(O)₂N-, aryl-NS(O)₂N- or heterocyclyl-NS(O)₂N- group wherein the alkyl, aryl or heterocyclyl group is as herein described.

[0044] As used herein, "sulfonamido" means an alkyl-S(O)₂N-, aryl-S(O)₂N- or heterocyclyl-S(O)₂N- group wherein the alkyl, aryl or heterocyclyl group is as herein described.

[0045] As used herein, "ureido" means an alkyl-NCON-, aryl-NCON- or heterocyclyl-NCON- group wherein the alkyl, aryl or heterocyclyl group is as herein described

[0046] As used herein, when two groups are indicated to be "linked" or "bonded" to form a "ring," it is to be understood that a bond is formed between the two groups and may involve replacement of a hydrogen atom on one or both groups with the bond, thereby forming a carbocyclyl, heterocyclyl, aryl, or heteroaryl ring. The skilled artisan will recognize that such rings can and are readily formed by routine chemical reactions, and it is within the purview of the skilled artisan to both envision such rings and the methods of their formations. Preferred are rings having from 3-7 members, more preferably 5 or 6 members. As used herein the term "ring" or "rings" when formed by the combination of two radicals refers to heterocyclic, carbocyclic, aryl, or heteroaryl rings.

[0047] The skilled artisan will recognize that some structures described herein may be resonance forms or tautomers of compounds that may be fairly represented by other

chemical structures, even when kinetically, the artisan recognizes that such structures are only a very small portion of a sample of such compound(s). Such compounds are clearly contemplated within the scope of this invention, though such resonance forms or tautomers are not represented herein.

[0048] The term “administration” or “administering” refers to a method of giving a dosage of an antimicrobial pharmaceutical composition to a vertebrate or invertebrate, including a mammal, a bird, a fish, or an amphibian, where the method is, *e.g.*, intrarespiratory, topical, oral, intravenous, intraperitoneal, or intramuscular. The preferred method of administration can vary depending on various factors, *e.g.*, the components of the pharmaceutical composition, the site of the potential or actual bacterial infection, the microbe involved, and the severity of an actual microbial infection.

[0049] A “diagnostic” as used herein is a compound, method, system, or device that assists in the identification and characterization of a health or disease state. The diagnostic can be used in standard assays as is known in the art.

[0050] The term “efflux pump” refers to a protein assembly that exports substrate molecules from the cytoplasm or periplasm of a cell, in an energy dependent fashion. Thus an efflux pump will typically be located in the cytoplasmic membrane of the cell (spanning the cytoplasmic membrane). In Gram-negative bacteria the pump may span the periplasmic space and there may also be portion of the efflux pump, which spans the outer membrane.

[0051] An “efflux pump inhibitor” (“EPI”) is a compound that specifically interferes with the ability of an efflux pump to export its normal substrate, or other compounds such as an antibiotic. The inhibitor may have intrinsic antimicrobial (*e.g.*, antibacterial) activity of its own, but at least a significant portion of the relevant activity is due to the efflux pump inhibiting activity.

[0052] The term “mammal” is used in its usual biological sense. Thus, it specifically includes humans, cattle, horses, dogs, and cats, but also includes many other species.

[0053] The term “microbial infection” refers to the invasion of the host organism, whether the organism is a vertebrate, invertebrate, fish, plant, bird, or mammal, by pathogenic microbes. This includes the excessive growth of microbes that are normally present in or on the body of a mammal or other organism. More generally, a microbial

infection can be any situation in which the presence of a microbial population(s) is damaging to a host mammal. Thus, a mammal is “suffering” from a microbial infection when excessive numbers of a microbial population are present in or on a mammal’s body, or when the effects of the presence of a microbial population(s) is damaging the cells or other tissue of a mammal. Specifically, this description applies to a bacterial infection. Note that the compounds of preferred embodiments are also useful in treating microbial growth or contamination of cell cultures or other media, or inanimate surfaces or objects, and nothing herein should limit the preferred embodiments only to treatment of higher organisms, except when explicitly so specified in the claims.

[0054] The term “multidrug resistance pump” refers to an efflux pump that is not highly specific to a particular antibiotic. The term thus includes broad substrate pumps (efflux a number of compounds with varying structural characteristics). These pumps are different from pumps, which are highly specific for tetracyclines. Tetracycline efflux pumps are involved in specific resistance to tetracycline in bacteria. However, they do not confer resistance to other antibiotics. The genes for the tetracycline pump components are found in plasmids in Gram-negative as well as in Gram-positive bacteria.

[0055] The term “pharmaceutically acceptable carrier” or “pharmaceutically acceptable excipient” includes any and all solvents, dispersion media, coatings, antibacterial and antifungal agents, isotonic and absorption delaying agents and the like. The use of such media and agents for pharmaceutically active substances is well known in the art. Except insofar as any conventional media or agent is incompatible with the active ingredient, its use in the therapeutic compositions is contemplated. Supplementary active ingredients can also be incorporated into the compositions. In addition, various adjuvants such as are commonly used in the art may be included. These and other such compounds are described in the literature, *e.g.*, in the Merck Index, Merck & Company, Rahway, NJ. Considerations for the inclusion of various components in pharmaceutical compositions are described, *e.g.*, in Gilman *et al.* (Eds.) (1990); Goodman and Gilman’s: The Pharmacological Basis of Therapeutics, 8th Ed., Pergamon Press.

[0056] The term “pharmaceutically acceptable salt” refers to salts that retain the biological effectiveness and properties of the compounds of the preferred embodiments and, which are not biologically or otherwise undesirable. In many cases, the compounds of the

preferred embodiments are capable of forming acid and/or base salts by virtue of the presence of amino and/or carboxyl groups or groups similar thereto. Pharmaceutically acceptable acid addition salts can be formed with inorganic acids and organic acids. Inorganic acids from which salts can be derived include, for example, hydrochloric acid, hydrobromic acid, sulfuric acid, nitric acid, phosphoric acid, and the like. Organic acids from which salts can be derived include, for example, acetic acid, propionic acid, glycolic acid, pyruvic acid, oxalic acid, maleic acid, malonic acid, succinic acid, fumaric acid, tartaric acid, citric acid, benzoic acid, cinnamic acid, mandelic acid, methanesulfonic acid, ethanesulfonic acid, p-toluenesulfonic acid, salicylic acid, and the like. Pharmaceutically acceptable base addition salts can be formed with inorganic and organic bases. Inorganic bases from which salts can be derived include, for example, sodium, potassium, lithium, ammonium, calcium, magnesium, iron, zinc, copper, manganese, aluminum, and the like; particularly preferred are the ammonium, potassium, sodium, calcium and magnesium salts. Organic bases from which salts can be derived include, for example, primary, secondary, and tertiary amines, substituted amines including naturally occurring substituted amines, cyclic amines, basic ion exchange resins, and the like, specifically such as isopropylamine, trimethylamine, diethylamine, triethylamine, tripropylamine, and ethanolamine. Many such salts are known in the art, as described in World Patent Publication 87/05297, Johnston et al., published September 11, 1987 (incorporated by reference herein).

[0057] “Solvate” refers to the compound formed by the interaction of a solvent and an EPI, a metabolite, or salt thereof. Suitable solvates are pharmaceutically acceptable solvates including hydrates.

[0058] “Subject” as used herein, means a human or a non-human mammal, *e.g.*, a dog, a cat, a mouse, a rat, a cow, a sheep, a pig, a goat, a non-human primate or a bird, *e.g.*, a chicken, as well as any other vertebrate or invertebrate.

[0059] In the context of the response of a microbe, such as a bacterium, to an antimicrobial agent, the term “susceptibility” refers to the sensitivity of the microbe for the presence of the antimicrobial agent. So, to increase the susceptibility means that the microbe will be inhibited by a lower concentration of the antimicrobial agent in the medium surrounding the microbial cells. This is equivalent to saying that the microbe is more

sensitive to the antimicrobial agent. In most cases the minimum inhibitory concentration (MIC) of that antimicrobial agent will have been reduced.

[0060] By “therapeutically effective amount” or “pharmaceutically effective amount” is meant an amount of an efflux pump inhibitor, or amounts individually of an efflux pump inhibitor and an antimicrobial agent, as disclosed in the preferred embodiments, which have a therapeutic effect, which generally refers to the inhibition to some extent of the normal metabolism of microbial cells causing or contributing to a microbial infection. The doses of efflux pump inhibitor and antimicrobial agent, which are useful in combination as a treatment, are therapeutically effective amounts. Thus, as used herein, a therapeutically effective amount means those amounts of efflux pump inhibitor and antimicrobial agent which, when used in combination, produce the desired therapeutic effect as judged by clinical trial results and/or model animal infection studies. In particular embodiments, the efflux pump inhibitor and antimicrobial agent are combined in pre-determined proportions and thus a therapeutically effective amount would be an amount of the combination. This amount and the amount of the efflux pump inhibitor and antimicrobial agent individually can be routinely determined by one of skill in the art, and will vary, depending on several factors, such as the particular microbial strain involved and the particular efflux pump inhibitor and antimicrobial agent used. This amount can further depend upon the patient’s height, weight, sex, age and medical history. For prophylactic treatments, a therapeutically effective amount is that amount which would be effective if a microbial infection existed.

[0061] A therapeutic effect relieves, to some extent, one or more of the symptoms of the infection, and includes curing an infection. “Curing” means that the symptoms of active infection are eliminated, including the elimination of excessive numbers of viable microbes of those involved in the infection. However, certain long-term or permanent effects of the infection may exist even after a cure is obtained (such as extensive tissue damage).

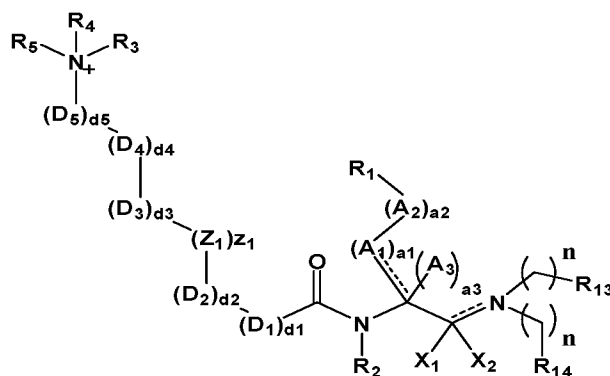
[0062] “Treat,” “treatment,” or “treating,” as used herein refers to administering a pharmaceutical composition for prophylactic and/or therapeutic purposes. The term “prophylactic treatment” refers to treating a patient who is not yet infected, but who is susceptible to, or otherwise at risk of, a particular infection. The term “therapeutic treatment” refers to administering treatment to a patient already suffering from an infection. Thus, in preferred embodiments, treating is the administration to a mammal (either for

therapeutic or prophylactic purposes) of therapeutically effective amounts of an efflux pump inhibitor and an antibacterial (or antimicrobial) agent in combination (either simultaneously or serially).

Compounds

[0063] One class of efflux pump inhibitors include diamine efflux pump inhibitors, which in general contain within the **Box A** fragment of their structures at least two basic nitrogen functionalities. Some diamine efflux pump inhibitors comprise aliphatic or aromatic groups of considerable lipophilicity. This lipophilicity results in a high level of binding to serum proteins, which often represents a serious limitation with regard to achieving high efflux pump inhibitory activity. Increasing lipophilicity of some fragments of the molecules, while beneficial from the standpoint of their EPI inhibitory activity, often produces molecules with unacceptably high affinity to serum proteins. Attempts to balance out the increased lipophilicity with introduction of hydrophilic functionalities into various parts of their molecules are usually unsuccessful due to concomitant loss of EPI activity. Accordingly, some embodiments include efflux pump inhibitors comprising at least one quaternary ammonium functionality within the **Box A** fragment. These compounds achieve high EPI inhibitory activity while keeping their affinity to serum proteins at an acceptably low level.

[0064] Some embodiments include compounds containing within the **Box A** fragment at least two basic nitrogen functionalities basic enough to be protonated to an appreciable degree at physiological pH of 7.4, and additionally comprise at least one quaternary alkyl ammonium functionality, also located within the **Box A** fragment. One embodiment includes a compound having the structure of formula **(I)**:



I

Formula (I)

or a pharmaceutically acceptable salt or pro-drug thereof wherein;

each bond represented by a dashed and solid line represents a bond selected from the group consisting of a single bond and a double bond;

each R_1 is independently selected from C_1 - C_6 alkyl, C_3 - C_6 carbocyclyl, heterocyclyl, aryl and heteroaryl, each optionally substituted with up to 3 substituents independently selected from the group consisting of halo, C_1 - C_6 alkyl, carbocyclyl, $-(CH_2)_n$ aryl, $-OR_2$, $-OR_{14}$, $-S(R_2)_2$, $-SO_2NHR_{14}$, $-(CH_2)_nSH$, $-CF_3$, $-OCF_3$, $-N(R_2)_2$, $-NO_2$, $-CN$, $-CO_2$ alkyl, and $-CO_2$ aryl;

each R_2 is independently selected from H and C_1 - C_6 alkyl;

R_3 is $-(CH_2)_nCHR_6R_7$;

each R_4 is independently selected from $-(CH_2)_mR_9$, allyl, $-(CH_2)_nCO_2H$, $-(CH_2)_nCONH_2$ and $-(CH_2)_nCHR_6R_7$;

each R_5 is independently selected from $-(CH_2)_mR_9$, $-NHR_2$, and $-(CH_2)_nCHR_6R_7$;

each R_6 is independently selected from H and $-(CH_2)_mNH_2$;

each R_7 is independently selected from $-(CH_2)_mNHR_8$, $-(CH_2)_mNHC(=NH)NH_2$, $-(CH_2)_mNHC(R_2)=NH$, and $-(CH_2)_mC(=NH)NH_2$;

each R_8 is independently selected from H, C_1 - C_6 alkyl, $-C(O)CH(R_{15})(NH_2)$, $-C(O)A_2CH_2NH_2$, Alanine, Arginine, Asparagine, Aspartic acid, Glutamic acid, Glutamine, Cysteine, Glycine, Histidine, Isoleucine, Leucine, Lysine, Methionine, Phenylalanine, Proline, Serine, Threonine, Tryptophan, Tyrosine, and Valine;

each R_9 is independently selected from H, C_1 - C_6 alkyl, SH and OH;

R₁₃ is selected from H, C₁-C₆ alkyl, C₃-C₇ carbocyclyl, heterocyclyl, aryl and heteroaryl, each optionally substituted with up to 3 substituents independently selected from the group consisting of a halide, alkyl, carbocyclyl, -(CH₂)_nR₁, -(CH=CH)_nR₁, -OR₂, -OR₁, =O, -S(R₂)₂, -SO₂NHR₁, -(CH₂)_nSH, -CF₃, -OCF₃, -N(R₂)₂, -NO₂, -CN, -(C=X)R₁, -(C=X)R₂, -CO₂alkyl, and -CO₂aryl;

R₁₄ is selected from C₁-C₆ alkyl, C₃-C₇ carbocyclyl, heterocyclyl, aryl and heteroaryl, each optionally substituted with up to 3 substituents independently selected from the group consisting of a halide, alkyl, carbocyclyl, -(CH₂)_nR₁, -OR₂, -OR₁, =O, -S(R₂)₂, -SO₂NHR₁, -(CH₂)_nSH, -CF₃, -OCF₃, -N(R₂)₂, -NO₂, -CN, -(C=X)R₁, -(C=X)R₂, -CO₂alkyl, and -CO₂aryl;

R₁₃ and R₁₄ are optionally linked to form a ring;

R₁₅ is selected from -(CH₂)_nCHR₆(CH₂)_nNH₂, -(CH₂)_mNR₆(CH₂)_nNH₂ and -(CH₂)_mC(=O)NR₆(CH₂)_nNH₂;

A₁ is -(CH₂)_m-, -[C(R₂R₉)]_m-, or =CR₂[C(R₂R₈)]_m-, wherein if A₁ is =CR₂[C(R₂R₈)]_m-, then a₃ is 0;

A₂ is -(CH₂)_m-, -NR₂-, C(=X)-, -O(CH₂)_n-, -S(CH₂)_n-, -CH=CH-, or -C(=N-OR₂)-;

A₃ is H or C₁-C₄ alkyl, or A₃ is -CH₂- bonded to A₁, A₂ or R₁ to form a ring;

a₁, a₂, and a₃ are independently equal to 0 or 1;

D₁ is selected from -CH₂-, -CH(NHR₈)-, -CH(R₂)-, and -CH(CH₂SH)-;

D₂, D₃, and D₄ are independently selected from the group consisting of -(CH₂)_m-, -CH(R₂)-, -CH(NHR₈)-, -N(R₆)-, -O-, -S-, -C(=O)-, -S(=O)- and -SO₂-;

D₅ is selected from -(CH₂)_m-, -CH(R₂)- and -NH-;

or any two atoms of D₂, D₃, D₄ and D₅ are bonded to form a four, five or six membered saturated ring optionally comprising a nitrogen within the ring;

d₁, d₂, d₃, d₄ and d₅ are independently equal to 0 or 1;

Z₁ is an aryl, heteroaryl, carbocyclyl, or heterocyclyl;

z₁ is 0 or 1;

if z₁ is 0 then at least two of d₁, d₂, d₃, d₄ and d₅ are equal to 1;

if z₁ is 1 then at least one of d₁, d₂, d₃, d₄ and d₅ is equal to 1;

X₁ and X₂ are each hydrogen or taken together are =O or =S,

or X_1 is hydrogen and X_2 is $-O-$ or $-S-$ bonded to R_{14} to form a 5- or 6-membered heterocyclyl,

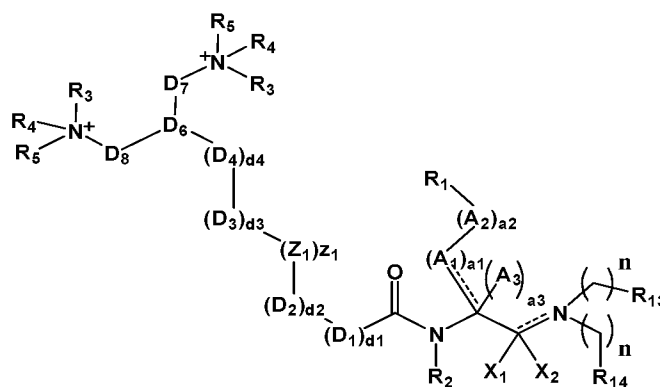
or X_1 is absent and X_2 is $-O-$, $-OCH_2-$, $-S-$, or $-SCH_2-$ bonded to R_{14} to form a 5- or 6-membered heterocyclyl or heteroaryl, wherein when X_1 is absent, the bond to nitrogen represented by a dashed and solid line is a double bond;

each X is independently O or S;

each n is independently an integer from 0 to 4; and

each m is independently an integer from 1 to 3.

[0065] In another embodiment, the compounds have the structure of formula **(II)**



II

Formula (II)

or a pharmaceutically acceptable salt or pro-drug thereof wherein;

each bond represented by a dashed and solid line represents a bond selected from the group consisting of a single bond and a double bond;

each R_1 is independently selected from C_1-C_6 alkyl, C_3-C_6 carbocyclyl, heterocyclyl, aryl and heteroaryl, each optionally substituted with up to 3 substituents independently selected from the group consisting of halo, C_1-C_6 alkyl, carbocyclyl, $-(CH_2)_n$ aryl, $-OR_2$, $-OR_{14}$, $-S(R_2)_2$, $-SO_2NHR_{14}$, $-(CH_2)_nSH$, $-CF_3$, $-OCF_3$, $-N(R_2)_2$, $-NO_2$, $-CN$, $-CO_2$ alkyl, and $-CO_2$ aryl;

each R_2 is independently selected from H and C_1-C_6 alkyl;

R_3 is $-(CH_2)_nCHR_6R_7$;

each R_4 is independently selected from $-(CH_2)_mR_9$, allyl, $-(CH_2)_nCO_2H$, $-(CH_2)_nCONH_2$ and $-(CH_2)_nCHR_6R_7$;

each R_5 is independently selected from $-(CH_2)_mR_9$, $-NHR_2$, and $-(CH_2)_nCHR_6R_7$;

each R_6 is independently selected from H and $-(CH_2)_mNH_2$;

each R_7 is independently selected from $-(CH_2)_mNHR_8$, $-(CH_2)_mNHC(=NH)NH_2$, $-(CH_2)_mNHC(R_2)=NH$, and $-(CH_2)_mC(=NH)NH_2$;

each R_8 is independently selected from H, C_1 - C_6 alkyl, $-C(O)CH(R_{15})(NH_2)$, $-C(O)A_2CH_2NH_2$, Alanine, Arginine, Asparagine, Aspartic acid, Glutamic acid, Glutamine, Cysteine, Glycine, Histidine, Isoleucine, Leucine, Lysine, Methionine, Phenylalanine, Proline, Serine, Threonine, Tryptophan, Tyrosine, and Valine;

each R_9 is independently selected from H, C_1 - C_6 alkyl, SH and OH;

R_{13} is selected from H, C_1 - C_6 alkyl, C_3 - C_7 carbocyclyl, heterocyclyl, aryl and heteroaryl, each optionally substituted with up to 3 substituents independently selected from the group consisting of a halide, alkyl, carbocyclyl, $-(CH_2)_nR_1$, $-(CH=CH)_nR_1$, $-OR_2$, $-OR_1$, $=O$, $-S(R_2)_2$, $-SO_2NHR_1$, $-(CH_2)_nSH$, $-CF_3$, $-OCF_3$, $-N(R_2)_2$, $-NO_2$, $-CN$, $-(C=X)R_1$, $-(C=X)R_2$, $-CO_2$ alkyl, and $-CO_2$ aryl;

R_{14} is selected from C_1 - C_6 alkyl, C_3 - C_7 carbocyclyl, heterocyclyl, aryl and heteroaryl, each optionally substituted with up to 3 substituents independently selected from the group consisting of a halide, alkyl, carbocyclyl, $-(CH_2)_nR_1$, $-OR_2$, $-OR_1$, $=O$, $-S(R_2)_2$, $-SO_2NHR_1$, $-(CH_2)_nSH$, $-CF_3$, $-OCF_3$, $-N(R_2)_2$, $-NO_2$, $-CN$, $-(C=X)R_1$, $-(C=X)R_2$, $-CO_2$ alkyl, and $-CO_2$ aryl;

R_{13} and R_{14} are optionally linked to form a ring;

R_{15} is selected from $-(CH_2)_nCHR_6(CH_2)_nNH_2$, $-(CH_2)_mNR_6(CH_2)_nNH_2$ and $-(CH_2)_mC(=O)NR_6(CH_2)_nNH_2$;

A_1 is $-(CH_2)_m-$, $-[C(R_2R_9)]_m-$, or $=CR_2[C(R_2R_8)]_m-$, wherein if A_1 is $=CR_2[C(R_2R_8)]_m-$, then a_3 is 0;

A_2 is $-(CH_2)_m-$, $-NR_2-$, $C(=X)-$, $-O(CH_2)_n-$, $-S(CH_2)_n-$, $-CH=CH-$, or $-C(=N-OR_2)-$;

A_3 is H or C_1 - C_4 alkyl, or A_3 is $-CH_2-$ bonded to A_1 , A_2 or R_1 to form a ring;

a_1 , a_2 , and a_3 are independently equal to 0 or 1;

D_1 is selected from $-CH_2-$, $-CH(NHR_8)-$, $-CH(R_2)-$, and $-CH(CH_2SH)-$;

D_2 , D_3 , and D_4 are independently selected from the group consisting of $-(CH_2)_m-$, $-CH(R_2)-$, $-CH(NHR_8)-$, $-N(R_6)-$, $-O-$, $-S-$, $-C(=O)-$, $-S(=O)-$ and $-SO_2-$,

D_5 is selected from $-(CH_2)_m-$, $-CH(R_2)-$ and $-NH-$,

or any two atoms of D_2 , D_3 , D_4 and D_5 are bonded to form a four, five or six membered saturated ring optionally comprising a nitrogen within the ring;

D_6 is selected from $-CH-$ and $-N-$;

D_7 and D_8 are independently selected from the group consisting of $-[CH(R_2)]_m-$, $-(CH_2)_mC(=O)-$, $-C(=O)(CH_2)_m-$, $-(CH_2)_mNH-$ and $-NH(CH_2)_m-$;

d_1 , d_2 , d_3 , d_4 and d_5 are independently equal to 0 or 1;

Z_1 is an aryl, heteroaryl, carbocyclyl, or heterocyclyl;

z_1 is 0 or 1;

if z_1 is 0 then at least two of d_1 , d_2 , d_3 , d_4 and d_5 are equal to 1;

if z_1 is 1 then at least one of d_1 , d_2 , d_3 , d_4 and d_5 is equal to 1;

X_1 and X_2 are each hydrogen or taken together are $=O$ or $=S$,

or X_1 is hydrogen and X_2 is $-O-$ or $-S-$ bonded to R_{14} to form a 5- or 6-membered heterocyclyl,

or X_1 is absent and X_2 is $-O-$, $-OCH_2-$, $-S-$, or $-SCH_2-$ bonded to R_{14} to form a 5- or 6-membered heterocyclyl or heteroaryl, wherein when X_1 is absent, the bond to nitrogen represented by a dashed and solid line is a double bond;

each X is independently O or S;

each n is independently an integer from 0 to 4; and

each m is independently an integer from 1 to 3.

[0066] In another embodiment, the compounds have the structure of formula **(III)**

R₁₀ and R₁₁ are independently selected from the group consisting of $-(\text{CH}_2)_n\text{NHR}_2$ and $-(\text{CH}_2)_n\text{CHR}_6\text{R}_7$;

R₁₂ is selected from C₁-C₄ alkyl, $-\text{NHR}_2$, $-(\text{CH}_2)_m\text{R}_9$, allyl, $-(\text{CH}_2)_n\text{CO}_2\text{H}$, $-(\text{CH}_2)_n\text{CONH}_2$ and $-(\text{CH}_2)_n\text{CHR}_6\text{R}_7$;

R₁₃ is selected from H, C₁-C₆ alkyl, C₃-C₇ carbocyclyl, heterocyclyl, aryl and heteroaryl, each optionally substituted with up to 3 substituents independently selected from the group consisting of a halide, alkyl, carbocyclyl, $-(\text{CH}_2)_n\text{R}_1$, $-(\text{CH}=\text{CH})_n\text{R}_1$, $-\text{OR}_2$, $-\text{OR}_1$, $=\text{O}$, $-\text{S}(\text{R}_2)_2$, $-\text{SO}_2\text{NHR}_1$, $-(\text{CH}_2)_n\text{SH}$, $-\text{CF}_3$, $-\text{OCF}_3$, $-\text{N}(\text{R}_2)_2$, $-\text{NO}_2$, $-\text{CN}$, $-(\text{C}=\text{X})\text{R}_1$, $-(\text{C}=\text{X})\text{R}_2$, $-\text{CO}_2\text{alkyl}$, and $-\text{CO}_2\text{aryl}$;

R₁₄ is selected from C₁-C₆ alkyl, C₃-C₇ carbocyclyl, heterocyclyl, aryl and heteroaryl, each optionally substituted with up to 3 substituents independently selected from the group consisting of a halide, alkyl, carbocyclyl, $-(\text{CH}_2)_n\text{R}_1$, $-\text{OR}_2$, $-\text{OR}_1$, $=\text{O}$, $-\text{S}(\text{R}_2)_2$, $-\text{SO}_2\text{NHR}_1$, $-(\text{CH}_2)_n\text{SH}$, $-\text{CF}_3$, $-\text{OCF}_3$, $-\text{N}(\text{R}_2)_2$, $-\text{NO}_2$, $-\text{CN}$, $-(\text{C}=\text{X})\text{R}_1$, $-(\text{C}=\text{X})\text{R}_2$, $-\text{CO}_2\text{alkyl}$, and $-\text{CO}_2\text{aryl}$;

R₁₃ and R₁₄ are optionally linked to form a ring;

R₁₅ is selected from $-(\text{CH}_2)_n\text{CHR}_6(\text{CH}_2)_n\text{NH}_2$, $-(\text{CH}_2)_m\text{NR}_6(\text{CH}_2)_n\text{NH}_2$ and $-(\text{CH}_2)_m\text{C}(=\text{O})\text{NR}_6(\text{CH}_2)_n\text{NH}_2$;

A₁ is $-(\text{CH}_2)_m-$, $-\text{[C}(\text{R}_2\text{R}_9)]_m-$, or $=\text{CR}_2[\text{C}(\text{R}_2\text{R}_8)]_m-$, wherein if A₁ is $=\text{CR}_2[\text{C}(\text{R}_2\text{R}_8)]_m-$, then a₃ is 0;

A₂ is $-(\text{CH}_2)_m-$, $-\text{NR}_2-$, $\text{C}(=\text{X})-$, $-\text{O}(\text{CH}_2)_n-$, $-\text{S}(\text{CH}_2)_n-$, $-\text{CH}=\text{CH}-$, or $-\text{C}(=\text{N}-\text{OR}_2)-$;

A₃ is H or C₁-C₄ alkyl, or A₃ is $-\text{CH}_2-$ bonded to A₁, A₂ or R₁ to form a ring;

a₁, a₂, and a₃ are independently equal to 0 or 1;

D₁ is selected from $-\text{CH}_2-$, $-\text{CH}(\text{NHR}_8)-$, $-\text{CH}(\text{R}_2)-$, and $-\text{CH}(\text{CH}_2\text{SH})-$;

D₂, D₃, and D₄ are independently selected from the group consisting of $-(\text{CH}_2)_m-$, $-\text{CH}(\text{R}_2)-$, $-\text{CH}(\text{NHR}_8)-$, $-\text{N}(\text{R}_6)-$, $-\text{O}-$, $-\text{S}-$, $-\text{C}(=\text{O})-$, $-\text{S}(=\text{O})-$ and $-\text{SO}_2-$,

D₅ is selected from $-(\text{CH}_2)_m-$, $-\text{CH}(\text{R}_2)-$ and $-\text{NH}-$,

or any two atoms of D₂, D₃, D₄ and D₅ are bonded to form a four, five or six membered saturated ring optionally comprising a nitrogen within the ring;

d₁, d₂, d₃, d₄ and d₅ are independently equal to 0 or 1;

Q₁ is selected from $-\text{CH}_2-$, $-\text{NH}-$, $-\text{N}(\text{Me})-$, and $-\text{N}^+(\text{Me}_2)-$;

Q₂ and Q₃ are independently selected from the group consisting of –CH₂– and N;

with the proviso that no more than one of Q₁, Q₂, and Q₃ comprises a nitrogen;

q₁, q₂, and q₃ are independently equal to 0 or 1;

X₁ and X₂ are each hydrogen or taken together are =O or =S,

or X₁ is hydrogen and X₂ is –O– or –S– bonded to R₁₄ to form a 5– or 6–membered heterocyclyl,

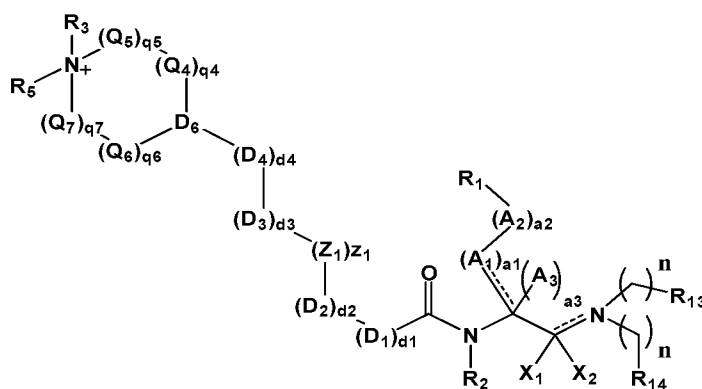
or X₁ is absent and X₂ is –O–, –OCH₂–, –S–, or –SCH₂– bonded to R₁₄ to form a 5– or 6–membered heterocyclyl or heteroaryl, wherein when X₁ is absent, the bond to nitrogen represented by a dashed and solid line is a double bond;

each X is independently O or S;

each n is independently an integer from 0 to 4; and

each m is independently an integer from 1 to 3.

[0067] In another embodiment, the compounds have the structure of formula (IV)



IV

Formula (IV)

or a pharmaceutically acceptable salt or pro-drug thereof wherein;

each bond represented by a dashed and solid line represents a bond selected from the group consisting of a single bond and a double bond;

each R₁ is independently selected from C₁–C₆ alkyl, C₃–C₆ carbocyclyl, heterocyclyl, aryl and heteroaryl, each optionally substituted with up to 3 substituents independently selected from the group consisting of halo, C₁–C₆ alkyl, carbocyclyl, -

$(\text{CH}_2)_n\text{aryl}$, $-\text{OR}_2$, $-\text{OR}_{14}$, $-\text{S}(\text{R}_2)_2$, $-\text{SO}_2\text{NHR}_{14}$, $-(\text{CH}_2)_n\text{SH}$, $-\text{CF}_3$, $-\text{OCF}_3$, $-\text{N}(\text{R}_2)_2$, $-\text{NO}_2$, $-\text{CN}$, $-\text{CO}_2\text{alkyl}$, and $-\text{CO}_2\text{aryl}$;

each R_2 is independently selected from H and $\text{C}_1\text{-C}_6$ alkyl;

R_3 is $-(\text{CH}_2)_n\text{CHR}_6\text{R}_7$;

each R_4 is independently selected from $-(\text{CH}_2)_m\text{R}_9$, allyl, $-(\text{CH}_2)_n\text{CO}_2\text{H}$ -, $-(\text{CH}_2)_n\text{CONH}_2$ and $-(\text{CH}_2)_n\text{CHR}_6\text{R}_7$;

each R_5 is independently selected from $-(\text{CH}_2)_m\text{R}_9$, $-\text{NHR}_2$, and $-(\text{CH}_2)_n\text{CHR}_6\text{R}_7$;

each R_6 is independently selected from H and $-(\text{CH}_2)_m\text{NH}_2$;

each R_7 is independently selected from $-(\text{CH}_2)_m\text{NHR}_8$, $-(\text{CH}_2)_m\text{NHC}(=\text{NH})\text{NH}_2$, $-(\text{CH}_2)_m\text{NHC}(\text{R}_2)=\text{NH}$, and $-(\text{CH}_2)_m\text{C}(=\text{NH})\text{NH}_2$;

each R_8 is independently selected from H, $\text{C}_1\text{-C}_6$ alkyl, $-\text{C}(\text{O})\text{CH}(\text{R}_{15})(\text{NH}_2)$ -, $-\text{C}(\text{O})\text{A}_2\text{CH}_2\text{NH}_2$, Alanine, Arginine, Asparagine, Aspartic acid, Glutamic acid, Glutamine, Cysteine, Glycine, Histidine, Isoleucine, Leucine, Lysine, Methionine, Phenylalanine, Proline, Serine, Threonine, Tryptophan, Tyrosine, and Valine;

each R_9 is independently selected from H, $\text{C}_1\text{-C}_6$ alkyl, SH and OH;

R_{13} is selected from H, $\text{C}_1\text{-C}_6$ alkyl, $\text{C}_3\text{-C}_7$ carbocyclyl, heterocyclyl, aryl and heteroaryl, each optionally substituted with up to 3 substituents independently selected from the group consisting of a halide, alkyl, carbocyclyl, $-(\text{CH}_2)_n\text{R}_1$ -, $(\text{CH}=\text{CH})_n\text{R}_1$ -, $-\text{OR}_2$, $-\text{OR}_1$, $=\text{O}$, $-\text{S}(\text{R}_2)_2$, $-\text{SO}_2\text{NHR}_1$ -, $-(\text{CH}_2)_n\text{SH}$ -, $-\text{CF}_3$ -, $-\text{OCF}_3$ -, $-\text{N}(\text{R}_2)_2$ -, $-\text{NO}_2$ -, $-\text{CN}$ -, $-(\text{C}=\text{X})\text{R}_1$ -, $-(\text{C}=\text{X})\text{R}_2$ -, $-\text{CO}_2\text{alkyl}$, and $-\text{CO}_2\text{aryl}$;

R_{14} is selected from $\text{C}_1\text{-C}_6$ alkyl, $\text{C}_3\text{-C}_7$ carbocyclyl, heterocyclyl, aryl and heteroaryl, each optionally substituted with up to 3 substituents independently selected from the group consisting of a halide, alkyl, carbocyclyl, $-(\text{CH}_2)_n\text{R}_1$ -, $-\text{OR}_2$ -, $-\text{OR}_1$ -, $=\text{O}$ -, $-\text{S}(\text{R}_2)_2$ -, $-\text{SO}_2\text{NHR}_1$ -, $-(\text{CH}_2)_n\text{SH}$ -, $-\text{CF}_3$ -, $-\text{OCF}_3$ -, $-\text{N}(\text{R}_2)_2$ -, $-\text{NO}_2$ -, $-\text{CN}$ -, $-(\text{C}=\text{X})\text{R}_1$ -, $-(\text{C}=\text{X})\text{R}_2$ -, $-\text{CO}_2\text{alkyl}$, and $-\text{CO}_2\text{aryl}$;

R_{13} and R_{14} are optionally linked to form a ring;

R_{15} is selected from $-(\text{CH}_2)_n\text{CHR}_6(\text{CH}_2)_n\text{NH}_2$ -, $-(\text{CH}_2)_m\text{NR}_6(\text{CH}_2)_n\text{NH}_2$ and $-(\text{CH}_2)_m\text{C}(=\text{O})\text{NR}_6(\text{CH}_2)_n\text{NH}_2$;

A_1 is $-(\text{CH}_2)_m$ -, $-\text{[C}(\text{R}_2\text{R}_9)]_m$ -, or $=\text{CR}_2[\text{C}(\text{R}_2\text{R}_8)]_m$ -, wherein if A_1 is $=\text{CR}_2[\text{C}(\text{R}_2\text{R}_8)]_m$ -, then a_3 is 0;

A_2 is $-(CH_2)_m-$, $-NR_2-$, $C(=X)-$, $-O(CH_2)_n-$, $-S(CH_2)_n-$, $-CH=CH-$, or $-C(=N-OR_2)-$;

A_3 is H or C_1-C_4 alkyl, or A_3 is $-CH_2-$ bonded to A_1 , A_2 or R_1 to form a ring;

a_1 , a_2 , and a_3 are independently equal to 0 or 1;

D_1 is selected from $-CH_2-$, $-CH(NHR_8)-$, $-CH(R_2)-$, and $-CH(CH_2SH)-$;

D_2 , D_3 , and D_4 are independently selected from the group consisting of $-(CH_2)_m-$, $-CH(R_2)-$, $-CH(NHR_8)-$, $-N(R_6)-$, $-O-$, $-S-$, $-C(=O)-$, $-S(=O)-$ and $-SO_2-$,

or any two atoms of D_2 , D_3 , and D_4 are bonded to form a four, five or six membered saturated ring optionally comprising a nitrogen within the ring;

D_6 is selected from $-CH-$ and $-N-$;

d_1 , d_2 , d_3 , d_4 and d_5 are independently equal to 0 or 1;

Q_4 , Q_5 , Q_6 and Q_7 are each $-CH_2-$;

q_4 , q_5 , q_6 and q_7 are independently equal to 0 or 1;

with the proviso that at least two of q_4 , q_5 , q_6 and q_7 are equal to 1;

Z_1 is an aryl, heteroaryl, carbocyclyl, or heterocyclyl;

z_1 is 0 or 1;

if z_1 is 0 then at least two of d_1 , d_2 , d_3 , d_4 and d_5 are equal to 1;

if z_1 is 1 then at least one of d_1 , d_2 , d_3 , d_4 and d_5 is equal to 1;

X_1 and X_2 are each hydrogen or taken together are $=O$ or $=S$,

or X_1 is hydrogen and X_2 is $-O-$ or $-S-$ bonded to R_{14} to form a 5- or 6-membered heterocyclyl,

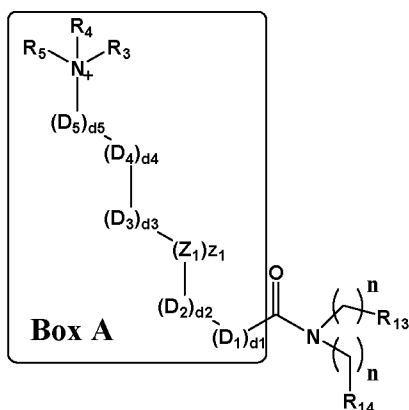
or X_1 is absent and X_2 is $-O-$, $-OCH_2-$, $-S-$, or $-SCH_2-$ bonded to R_{14} to form a 5- or 6-membered heterocyclyl or heteroaryl, wherein when X_1 is absent, the bond to nitrogen represented by a dashed and solid line is a double bond;

each X is independently O or S;

each n is independently an integer from 0 to 4; and

each m is independently an integer from 1 to 3.

[0068] In another embodiment, the compounds have the structure of formula (V)



Formula (V)

or a pharmaceutically acceptable salt or pro-drug thereof wherein;

each bond represented by a dashed and solid line represents a bond selected from the group consisting of a single bond and a double bond;

each R_1 is independently selected from C_1 - C_6 alkyl, C_3 - C_6 carbocyclyl, heterocyclyl, aryl and heteroaryl, each optionally substituted with up to 3 substituents independently selected from the group consisting of halo, C_1 - C_6 alkyl, carbocyclyl, $-(CH_2)_n$ aryl, $-OR_2$, $-OR_{14}$, $-S(R_2)_2$, $-SO_2NHR_{14}$, $-(CH_2)_nSH$, $-CF_3$, $-OCF_3$, $-N(R_2)_2$, $-NO_2$, $-CN$, $-CO_2$ alkyl, and $-CO_2$ aryl;

each R_2 is independently selected from H and C_1 - C_6 alkyl;

R_3 is $-(CH_2)_nCHR_6R_7$;

each R_4 is independently selected from $-(CH_2)_mR_9$, allyl, $-(CH_2)_nCO_2H$, $-(CH_2)_nCONH_2$ and $-(CH_2)_nCHR_6R_7$;

each R_5 is independently selected from $-(CH_2)_mR_9$, $-NHR_2$, and $-(CH_2)_nCHR_6R_7$;

each R_6 is independently selected from H and $-(CH_2)_mNH_2$;

each R_7 is independently selected from $-(CH_2)_mNHR_8$, $-(CH_2)_mNHC(=NH)NH_2$, $-(CH_2)_mNHC(R_2)=NH$, and $-(CH_2)_mC(=NH)NH_2$;

each R_8 is independently selected from H, C_1 - C_6 alkyl, $-C(O)CH(R_{15})(NH_2)$, $-C(O)A_2CH_2NH_2$, Alanine, Arginine, Asparagine, Aspartic acid, Glutamic acid, Glutamine, Cysteine, Glycine, Histidine, Isoleucine, Leucine, Lysine, Methionine, Phenylalanine, Proline, Serine, Threonine, Tryptophan, Tyrosine, and Valine;

each R_9 is independently selected from H, C_1 - C_6 alkyl, SH and OH;

R₁₃ is selected from H, C₁-C₆ alkyl, C₃-C₇ carbocyclyl, heterocyclyl, aryl and heteroaryl, each optionally substituted with up to 3 substituents independently selected from the group consisting of a halide, alkyl, carbocyclyl, -(CH₂)_nR₁, -(CH=CH)_nR₁, -OR₂, -OR₁, =O, -S(R₂)₂, -SO₂NHR₁, -(CH₂)_nSH, -CF₃, -OCF₃, -N(R₂)₂, -NO₂, -CN, -(C=X)R₁, -(C=X)R₂, -CO₂alkyl, and -CO₂aryl;

R₁₄ is selected from C₁-C₆ alkyl, C₃-C₇ carbocyclyl, heterocyclyl, aryl and heteroaryl, each optionally substituted with up to 3 substituents independently selected from the group consisting of a halide, alkyl, carbocyclyl, -(CH₂)_nR₁, -OR₂, -OR₁, =O, -S(R₂)₂, -SO₂NHR₁, -(CH₂)_nSH, -CF₃, -OCF₃, -N(R₂)₂, -NO₂, -CN, -(C=X)R₁, -(C=X)R₂, -CO₂alkyl, and -CO₂aryl;

R₁₃ and R₁₄ are optionally linked to form a ring;

R₁₅ is selected from -(CH₂)_nCHR₆(CH₂)_nNH₂, -(CH₂)_mNR₆(CH₂)_nNH₂ and -(CH₂)_mC(=O)NR₆(CH₂)_nNH₂;

A₁ is -(CH₂)_m-, -[C(R₂R₉)]_m-, or =CR₂[C(R₂R₈)]_m-, wherein if A₁ is =CR₂[C(R₂R₈)]_m-, then a₃ is 0;

A₂ is -(CH₂)_m-, -NR₂-, C(=X)-, -O(CH₂)_n-, -S(CH₂)_n-, -CH=CH-, or -C(=N-OR₂)-;

A₃ is H or C₁-C₄ alkyl, or A₃ is -CH₂- bonded to A₁, A₂ or R₁ to form a ring;

a₁, a₂, and a₃ are independently equal to 0 or 1;

D₁ is selected from -CH₂-, -CH(NHR₈)-, -CH(R₂)-, and -CH(CH₂SH)-;

D₂, D₃, and D₄ are independently selected from the group consisting of -(CH₂)_m-, -CH(R₂)-, -CH(NHR₈)-, -N(R₆)-, -O-, -S-, -C(=O)-, -S(=O)- and -SO₂-,

D₅ is selected from -(CH₂)_m-, -CH(R₂)- and -NH-,

or any two atoms of D₂, D₃, D₄ and D₅ are bonded to form a four, five or six membered saturated ring optionally comprising a nitrogen within the ring;

d₁, d₂, d₃, d₄ and d₅ are independently equal to 0 or 1;

Z₁ is an aryl, heteroaryl, carbocyclyl, or heterocyclyl;

z₁ is 0 or 1;

if z₁ is 0 then at least two of d₁, d₂, d₃, d₄ and d₅ are equal to 1;

if z₁ is 1 then at least one of d₁, d₂, d₃, d₄ and d₅ is equal to 1;

X₁ and X₂ are each hydrogen or taken together are =O or =S,

or X₁ is hydrogen and X₂ is -O- or -S- bonded to R₁₄ to form a 5- or 6-membered heterocyclyl,

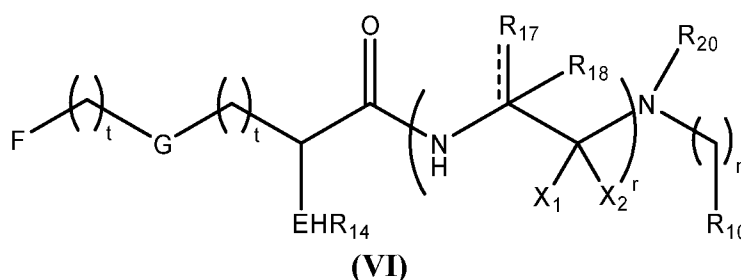
or X₁ is absent and X₂ is -O-, -OCH₂-, -S-, or -SCH₂- bonded to R₁₄ to form a 5- or 6-membered heterocyclyl or heteroaryl, wherein when X₁ is absent, the bond to nitrogen represented by a dashed and solid line is a double bond;

each X is independently O or S;

each n is independently an integer from 0 to 4; and

each m is independently an integer from 1 to 3.

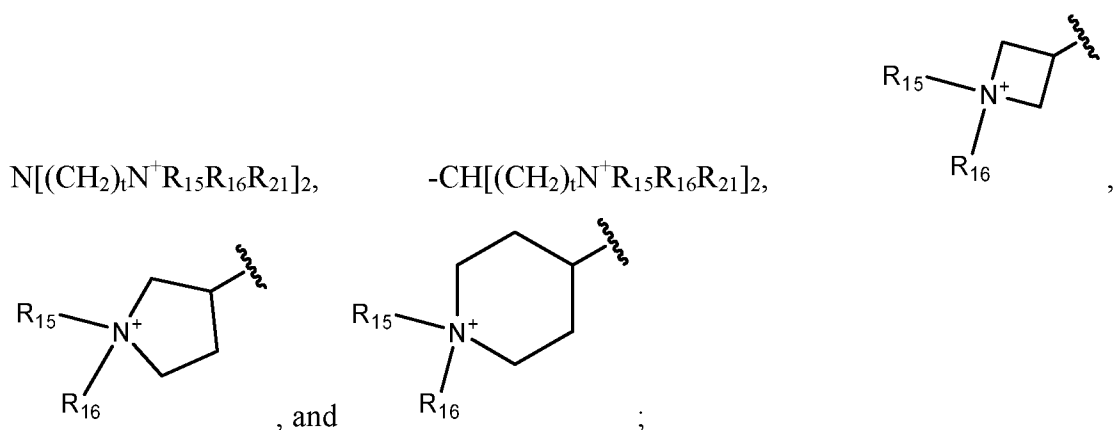
[0069] In another embodiment, the compounds have the structure of formula (VI):



or a pharmaceutically acceptable salt or prodrug thereof, wherein:

each E is independently CH or N;

F is selected from the group consisting of -N⁺R₁₅R₁₆R₂₁, -



G is selected from -CH₂-, -CH(alkyl)-, -S(O)₂-, -NHC(O)CH(NH₂)-, -NHC(O)-, -C(O)NH-, -C(O)N(CH₂CH₂NH)-, -NH-, -C(O)-, carbocyclyl, aryl, -S-;

X₁ and X₂ are each hydrogen or together are =O or =S;

R₁₀ is selected from carbocyclyl, heterocyclyl, aryl, and heteroaryl, each optionally substituted with up to 3 substituents independently selected from the group consisting of a halide, alkyl optionally substituted with -SH, -CF₃, -OCF₃, -NO₂, -CN, -OH, =O, carbocyclyl, heterocyclyl, aryl optionally substituted with halide or -OH, heteroaryl optionally substituted with alkyl, aralkyl optionally substituted with halide or -CF₃, -O-aryl, -O-heteroaryl, -O-heterocyclyl, -SO₂NH-heteroaryl, -O-C₁-C₆ alkyl, and di(C₁-C₆)alkylamino;

R₁₄ is selected from H, -C(O)CH(NH₂)(CH₂SH), -C(O)CH(NH₂)(CH₂CH₂CH₂NHC(NH₂)(=NH)), -C(O)CH(NH₂)(CH₂COOH), -C(O)-CH(Me)(NH₂), and -SH;

R₁₅ is selected from -(CH₂)_sNH₂, -(CH₂)_sNHC(=NH)NH₂, -(CH₂)_sCH(CH₂NH₂)₂, -(CH₂)_sNHC(O)CH(NH₂)CH₂COOH, -(CH₂)_sNHCH(=NH), -(CH₂)_sNHC(O)CH(NH₂)(CH₂SH), -(CH₂)_sNHCH₃, and -(CH₂)_sC(O)NH₂;

R₁₆ is selected from alkyl, -(CH₂)_sCOOH, allyl, -(CH₂)_sSH, -(CH₂)_sNH₂, -(CH₂)_sNHC(=NH)NH₂, -(CH₂)_sCH(CH₂NH₂)₂, -(CH₂)_sNHC(O)CH(NH₂)CH₂COOH, -(CH₂)_sNHCH(=NH), -(CH₂)_sNHC(O)CH(NH₂)(CH₂SH), -(CH₂)_sNHCH₃, and -(CH₂)_sC(O)NH₂;

or R₁₅ and R₁₆ together form a heterocyclyl substituted with at least two substituents independently selected from -(CH₂)_sNH₂, -(CH₂)_sNHC(=NH)NH₂, -(CH₂)_sN⁺(CH₃)₃, -(CH₂)_sNHCH₂CH₂NH₂, -(CH₂)_sN(CH₂CH₂NH₂)₂, -(CH₂)_sC(O)N(CH₂CH₂NH₂)₂, and -(CH₂)_sCH(CH₂NH₂)₂;

R₁₇ is selected from alkyl, aralkyl, heteroaralkyl, carbocyclyl-alkyl, heterocyclyl-alkyl, aryl, and carbocyclyl, each optionally substituted with up to 3 substituents independently selected from the group consisting of -CF₃, -OH, -SH, -CH₂SH, -OCF₃, halide, -CN, alkyl, -O-aralkyl, -CH₂-O-aryl, aryl, -S(CH₃)₂, -C(O)aryl, -S-aralkyl optionally substituted with -OMe, =O, and =N-OH;

R₁₈ is H, alkyl, or absent,

or R₁₇ together with R₁₈ form a carbocyclyl optionally substituted with aryl or heteroaryl;

R₂₀ is H or alkyl;

R₂₁ is selected from alkyl, -(CH₂)_sCOOH, allyl, -(CH₂)_sSH, -(CH₂)_sNH₂, -(CH₂)_sNHC(=NH)NH₂, -(CH₂)_sCH(CH₂NH₂)₂, (CH₂)_sNHC(O)CH(NH₂)CH₂COOH, -(CH₂)_sNHCH(=NH), (CH₂)_sNHCH₂C(O)CH(NH₂)(CH₂SH), -(CH₂)_sNHCH₃, and -(CH₂)_sC(O)NH₂;

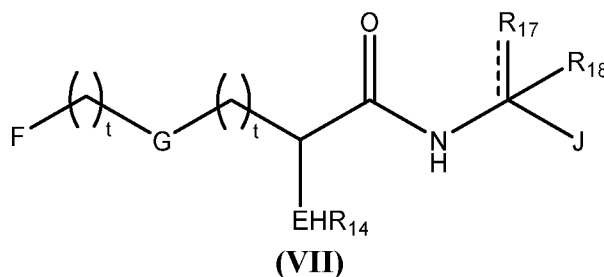
each t is independently an integer from 0 to 4;

each s is independently an integer from 0 to 3;

r is 0 or 1; and

n is an integer from 0 to 4.

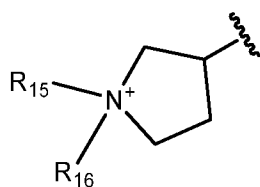
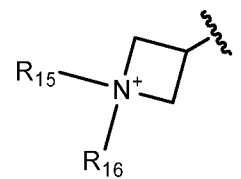
[0070] In another embodiment, the compounds have the structure of formula (VII):



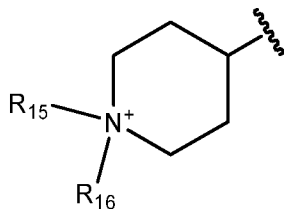
or a pharmaceutically acceptable salt or prodrug thereof, wherein:

each E is independently CH or N;

F is selected from the group consisting of -N⁺R₁₅R₁₆R₂₁, -



, and



;

G is selected from -CH₂-, -CH(alkyl)-, -S(O)₂-, -NHC(O)CH(NH₂)-, -NHC(O)-, -C(O)NH-, -C(O)N(CH₂CH₂NH)-, -NH-, -C(O)-, carbocyclyl, aryl, -S-:

J is a heterocyclyl or heteroaryl, each optionally substituted with up to 3 substituents independently selected from the group consisting of a halide, alkyl optionally substituted with -SH, -CF₃, -OCF₃, -NO₂, -CN, -OH, =O, carbocyclyl, heterocyclyl, aryl optionally substituted with halide or -OH, heteroaryl optionally substituted with alkyl, aralkyl optionally substituted with halide or -CF₃, -O-aryl, -O-heteroaryl, -O-heterocyclyl, -SO₂NH-heteroaryl, -O-C₁-C₆ alkyl, and di(C₁-C₆)alkylamino;

R₁₄ is selected from H, -C(O)CH(NH₂)(CH₂SH), -C(O)CH(NH₂)(CH₂CH₂CH₂NHC(NH₂)(=NH)), -C(O)CH(NH₂)(CH₂COOH), -C(O)-CH(Me)(NH₂), and -SH;

R₁₅ is selected from -(CH₂)_sNH₂, -(CH₂)_sNHC(=NH)NH₂, -(CH₂)_sCH(CH₂NH₂)₂, -(CH₂)_sNHC(O)CH(NH₂)CH₂COOH, -(CH₂)_sNHCH(=NH), -(CH₂)_sNHC(O)CH(NH₂)(CH₂SH), -(CH₂)_sNHCH₃, and -(CH₂)_sC(O)NH₂;

R₁₆ is selected from alkyl, -(CH₂)_sCOOH, allyl, -(CH₂)_sSH, -(CH₂)_sNH₂, -(CH₂)_sNHC(=NH)NH₂, -(CH₂)_sCH(CH₂NH₂)₂, -(CH₂)_sNHC(O)CH(NH₂)CH₂COOH, -(CH₂)_sNHCH(=NH), -(CH₂)_sNHC(O)CH(NH₂)(CH₂SH), -(CH₂)_sNHCH₃, and -(CH₂)_sC(O)NH₂;

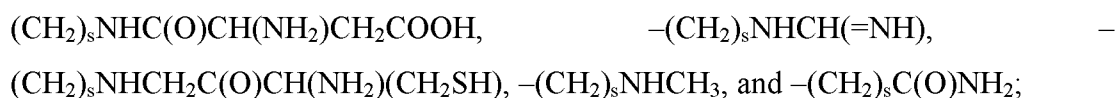
or R₁₅ and R₁₆ together form a heterocyclyl substituted with at least two substituents independently selected from -(CH₂)_sNH₂, -(CH₂)_sNHC(=NH)NH₂, -(CH₂)_sN⁺(CH₃)₃, -(CH₂)_sNHCH₂CH₂NH₂, -(CH₂)_sN(CH₂CH₂NH₂)₂, -(CH₂)_sC(O)N(CH₂CH₂NH₂)₂, and -(CH₂)_sCH(CH₂NH₂)₂;

R₁₇ is selected from alkyl, aralkyl, heteroaralkyl, carbocyclyl-alkyl, heterocyclyl-alkyl, aryl, and carbocyclyl, each optionally substituted with up to 3 substituents independently selected from the group consisting of -CF₃, -OH, -SH, -CH₂SH, -OCF₃, halide, -CN, alkyl, -O-aralkyl, -CH₂-O-aryl, aryl, -S(CH₃)₂, -C(O)aryl, -S-aralkyl optionally substituted with -OMe, =O, and =N-OH;

R₁₈ is H, alkyl, or absent,

or R₁₇ together with R₁₈ form a carbocyclyl optionally substituted with aryl or heteroaryl;

R₂₁ is selected from alkyl, -(CH₂)_sCOOH, allyl, -(CH₂)_sSH, -(CH₂)_sNH₂, -(CH₂)_sNHC(=NH)NH₂, -(CH₂)_sCH(CH₂NH₂)₂,



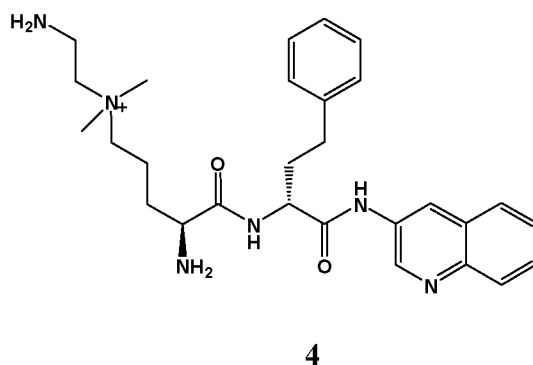
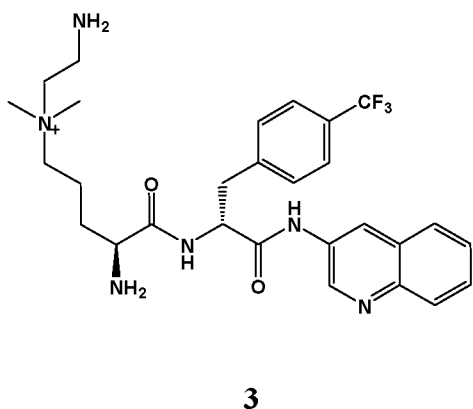
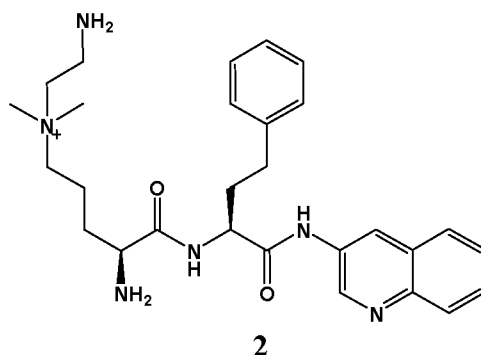
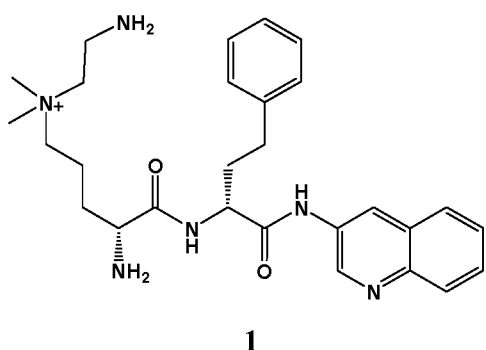
each t is independently an integer from 0 to 4;

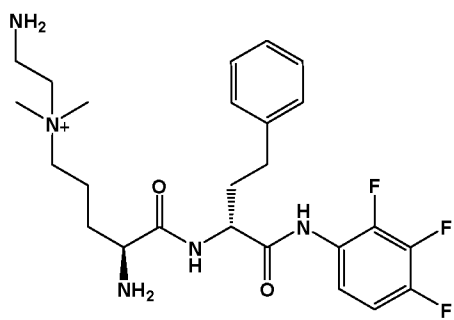
each s is independently an integer from 0 to 3;

r is 0 or 1; and

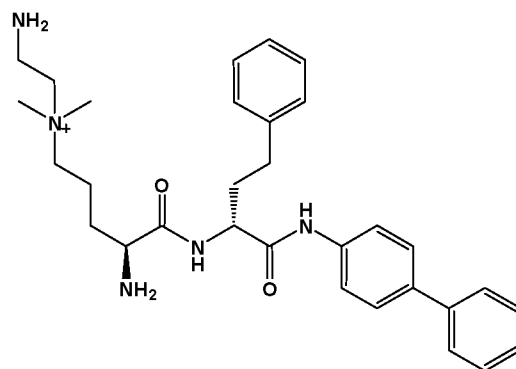
n is an integer from 0 to 4.

[0071] Some embodiments of the compounds of formulas **(I)** – **(VII)** are shown below. Although the structures are shown with defined configurations at selected stereocenters, the shown stereochemistries are not meant to be limiting and all possible stereoisomers of the shown structures are contemplated. Compounds of any absolute and relative configurations at the stereocenters as well as mixtures of enantiomers and diastereoisomers of any given structure are also contemplated.

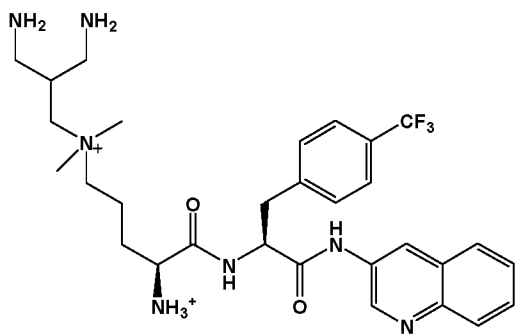




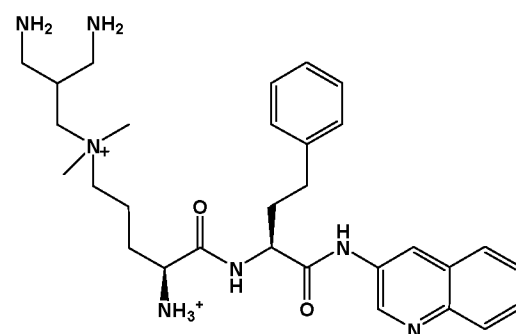
5



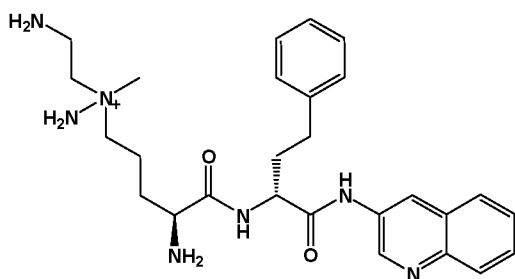
6



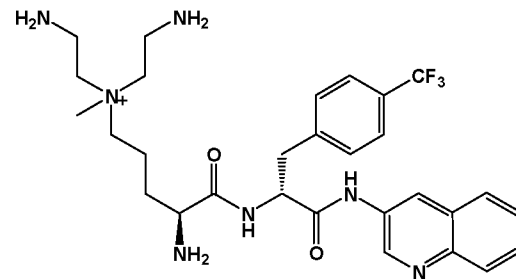
7



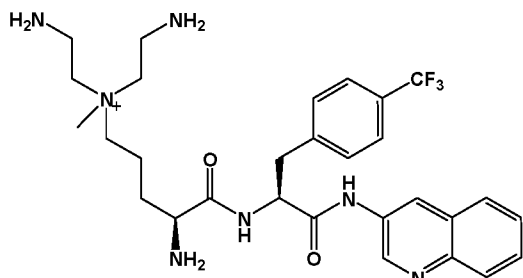
8



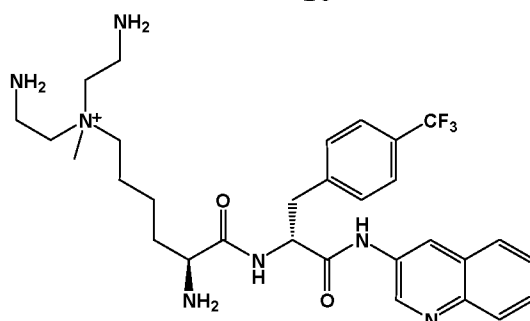
9



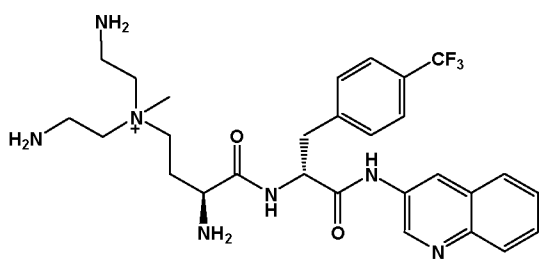
10



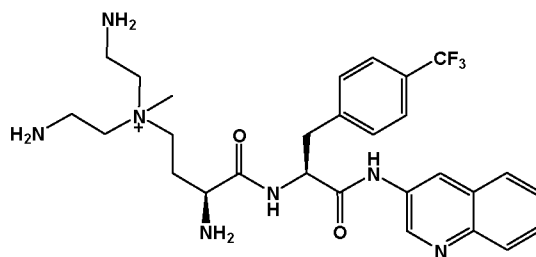
11



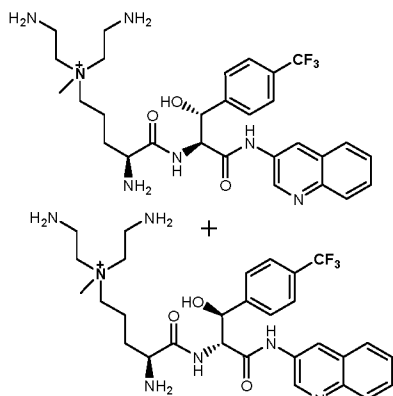
12



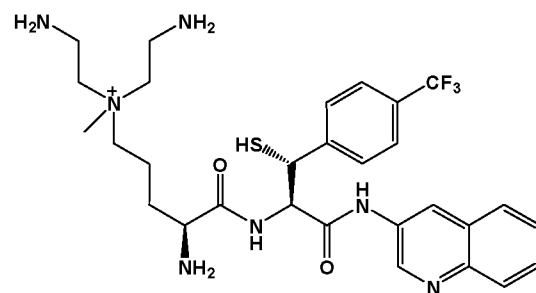
13



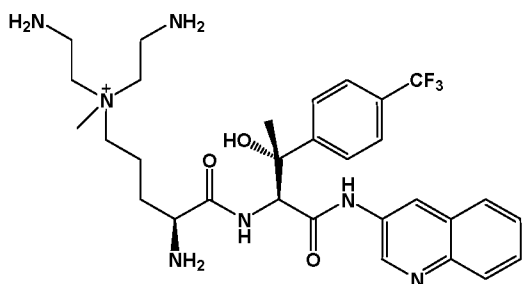
14



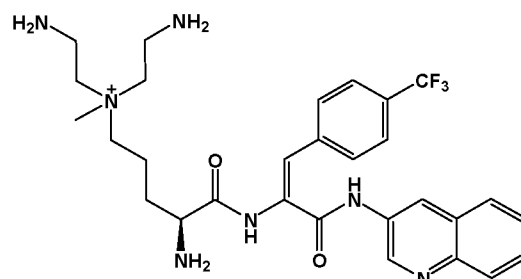
15



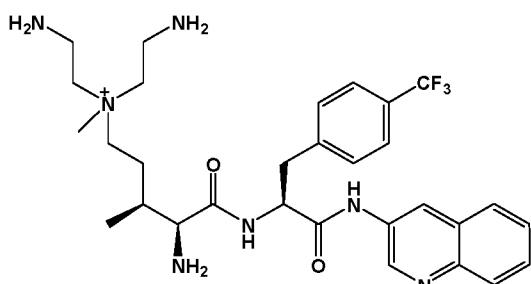
16



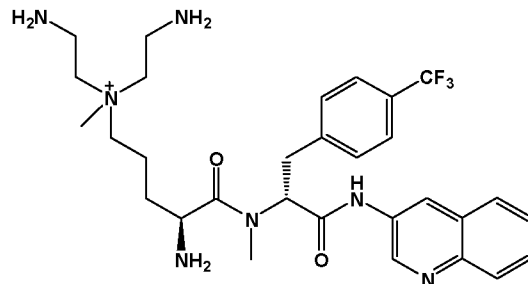
17



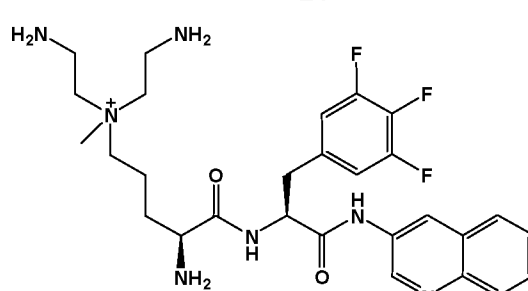
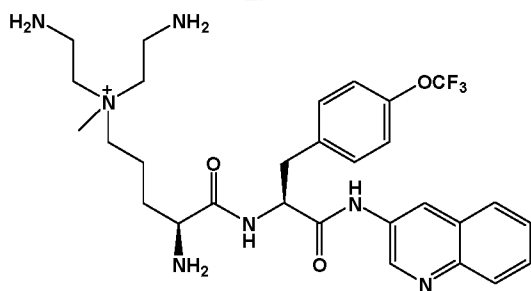
18



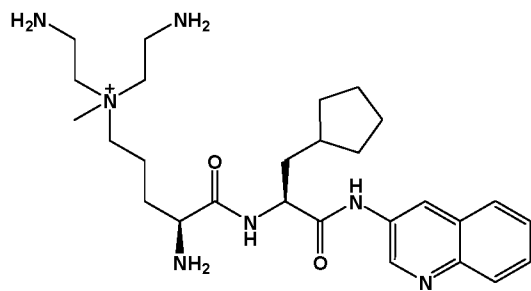
19



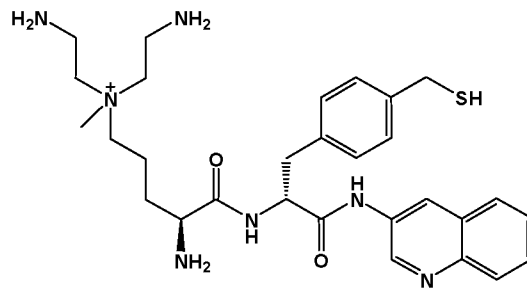
20



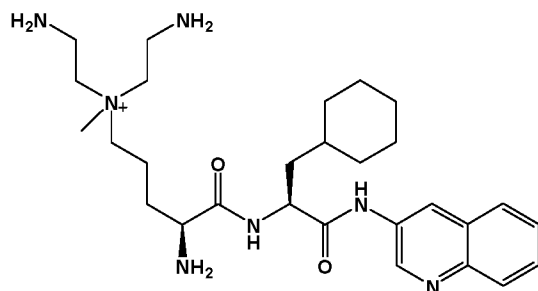
21



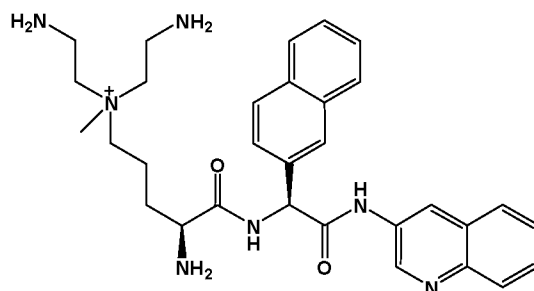
22



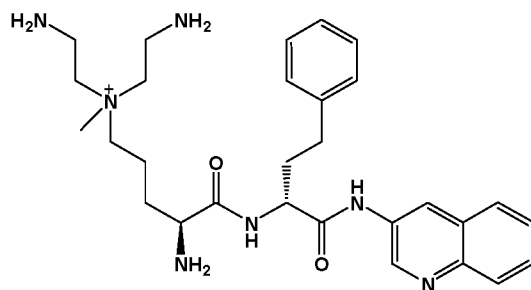
23



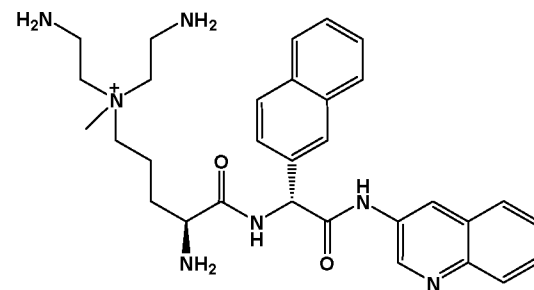
24



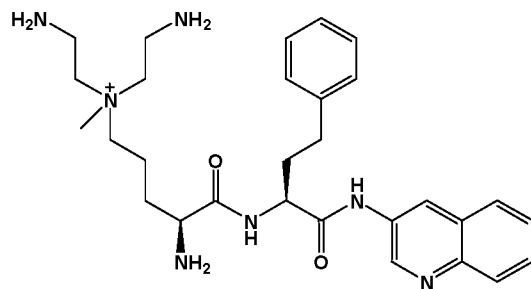
25



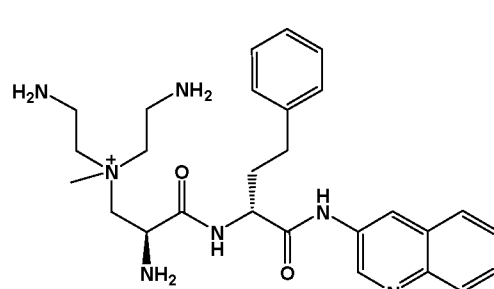
26



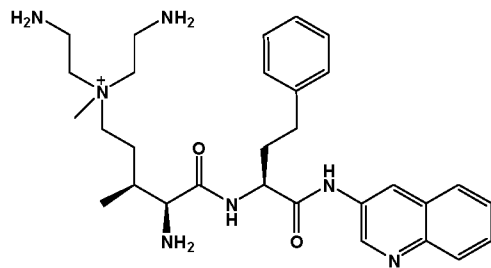
27



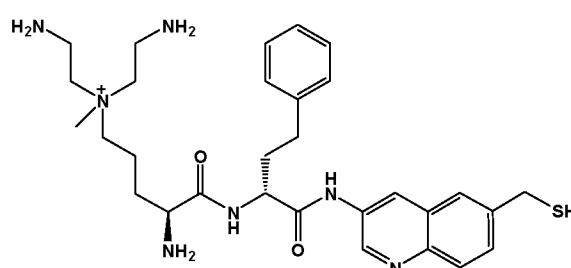
28

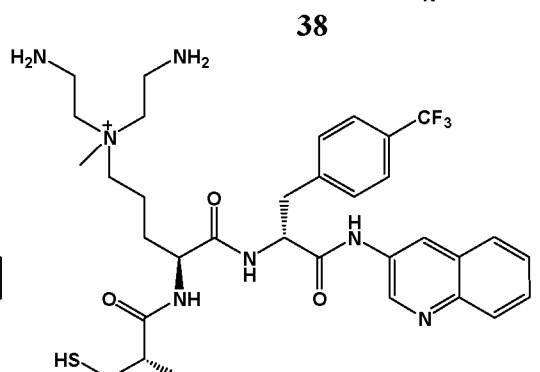
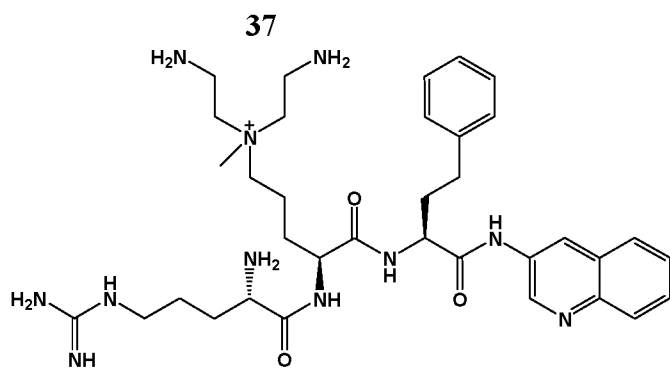
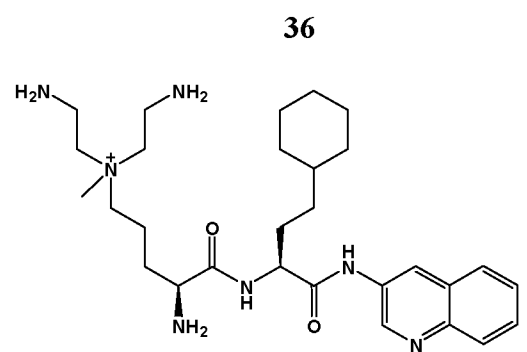
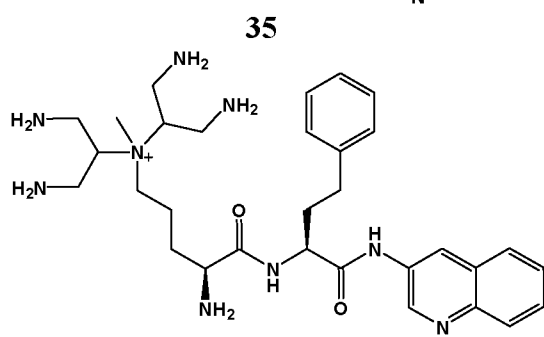
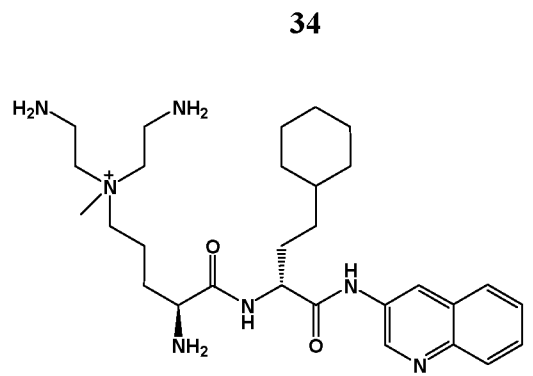
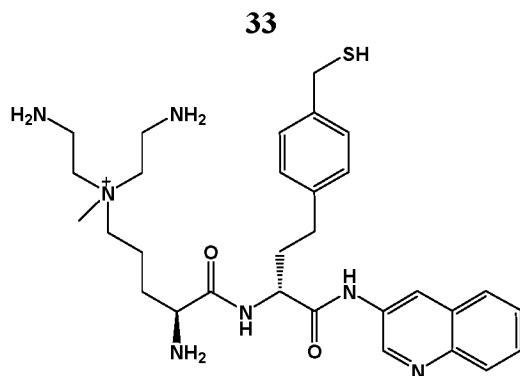
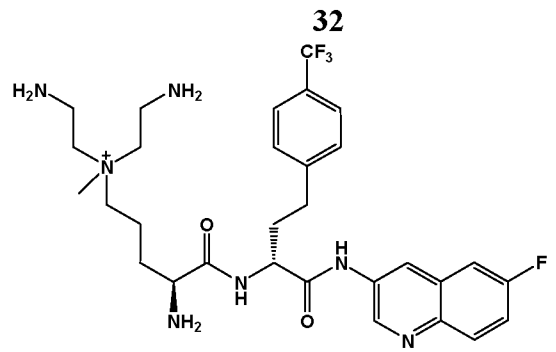
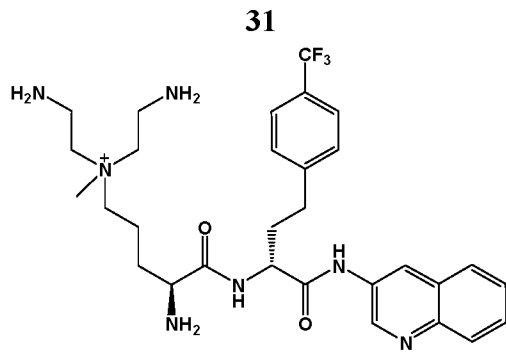


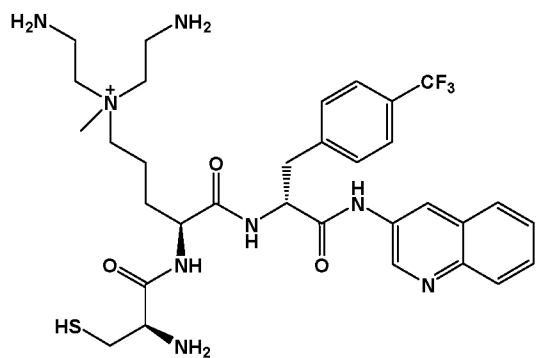
29



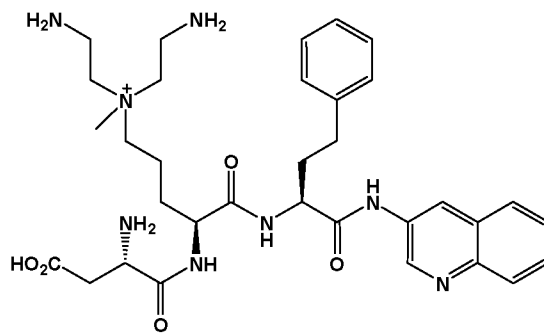
30



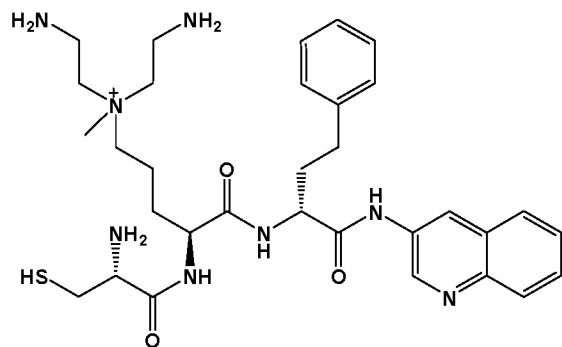




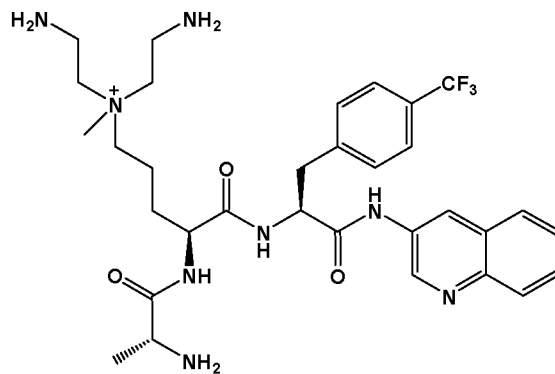
41



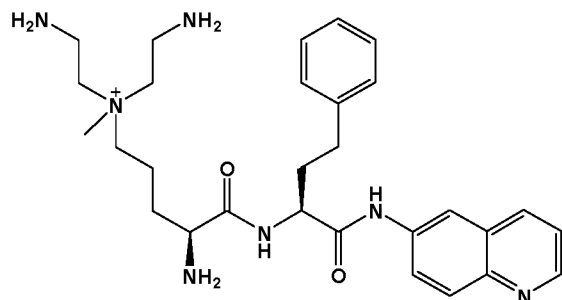
42



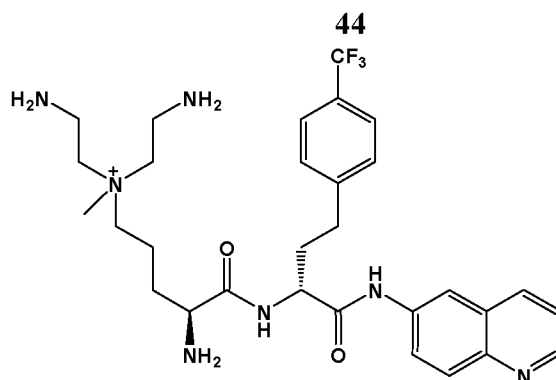
43



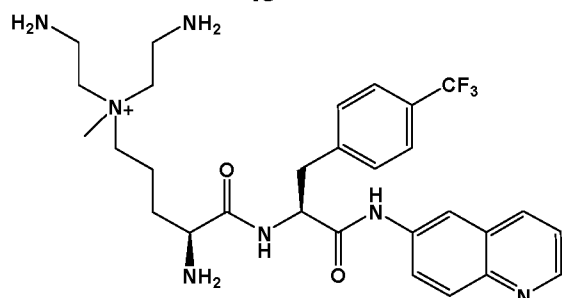
44



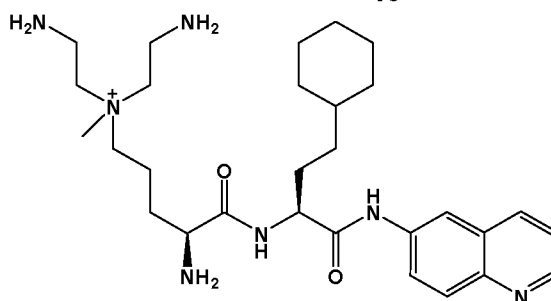
45



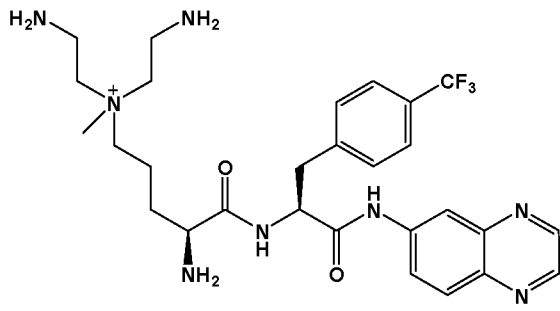
46



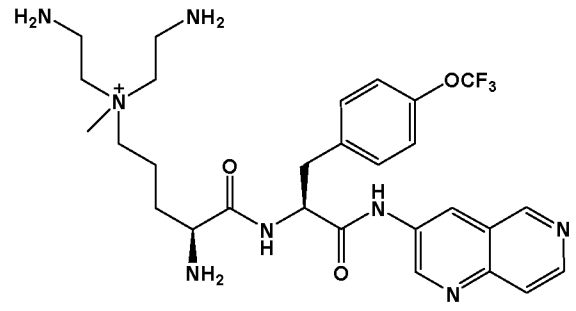
47



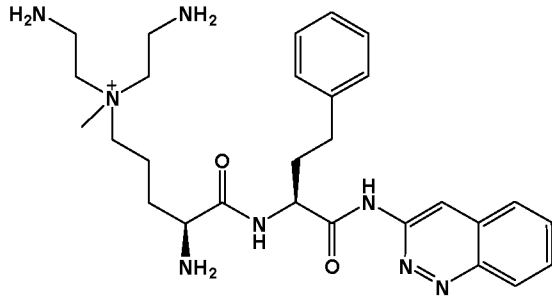
48



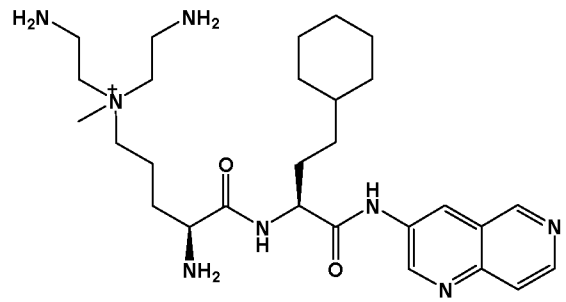
49



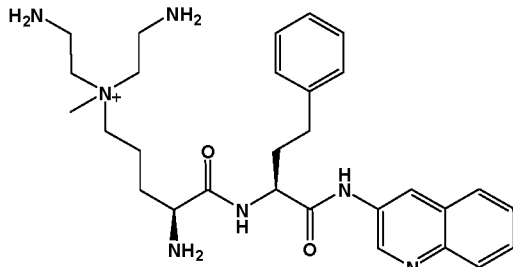
50



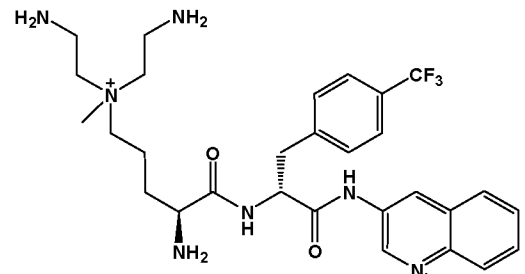
51



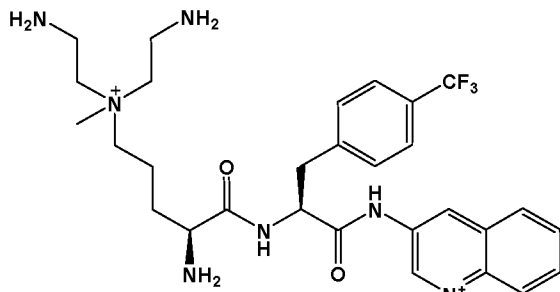
52



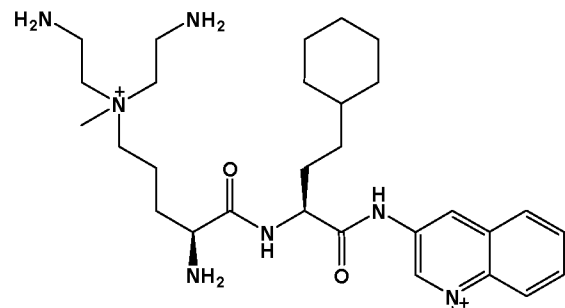
53



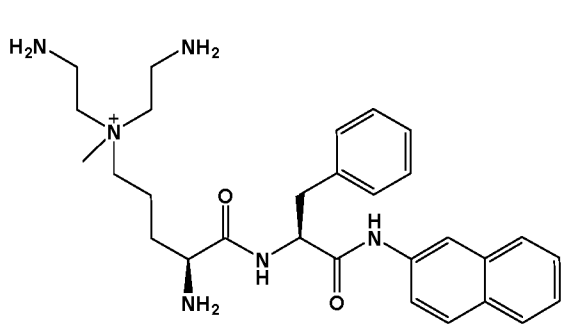
54



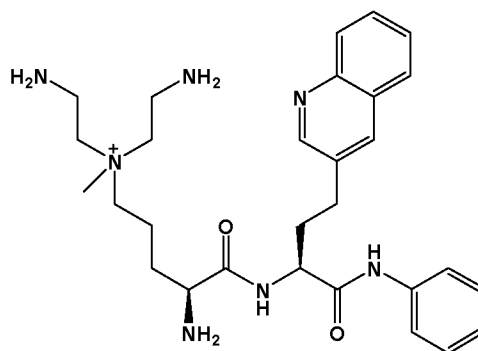
55



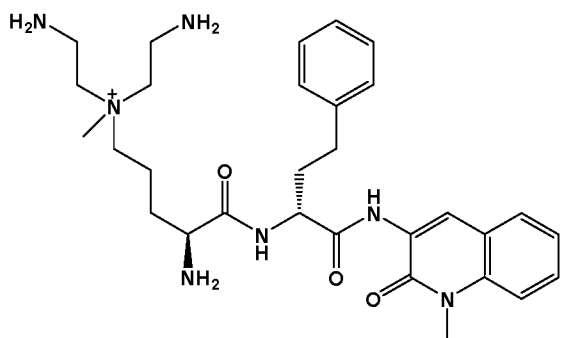
56



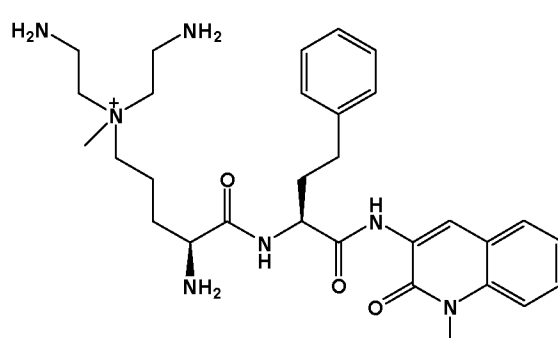
57



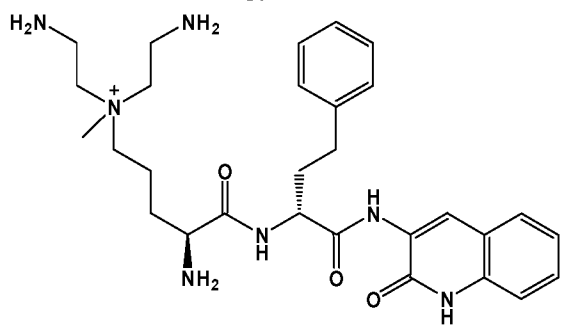
58



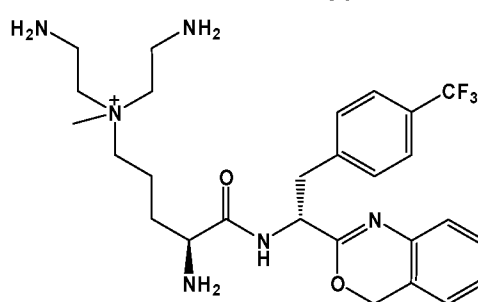
59



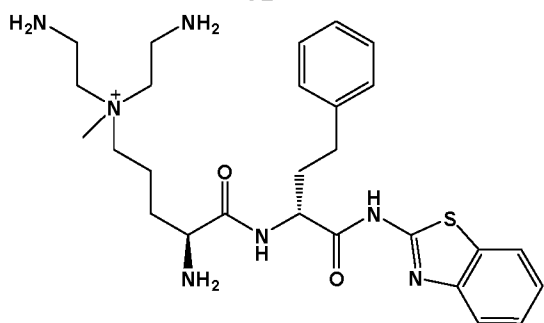
60



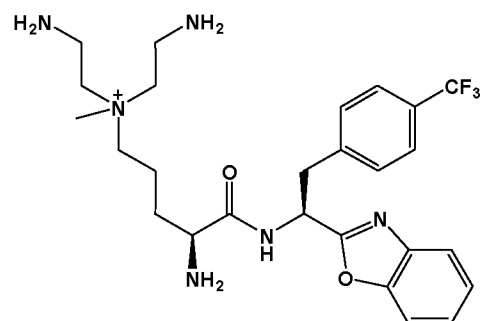
61



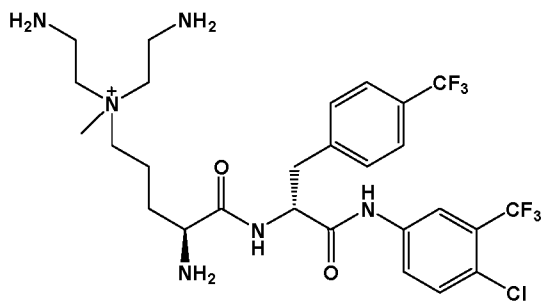
62



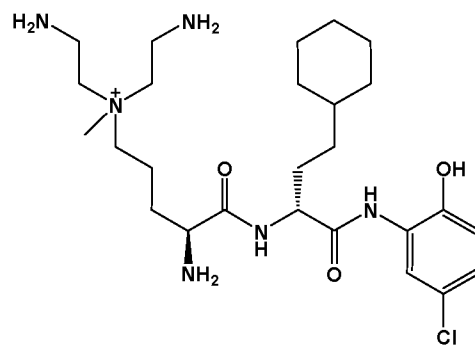
63



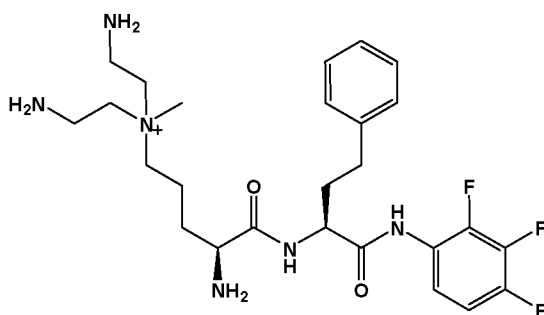
64



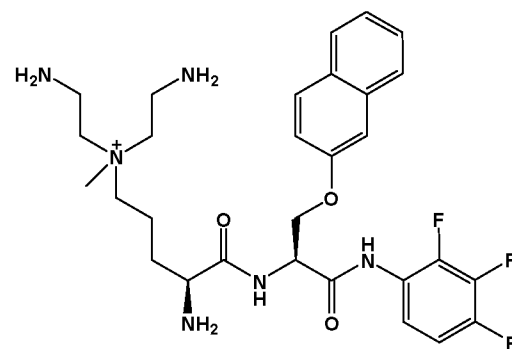
65



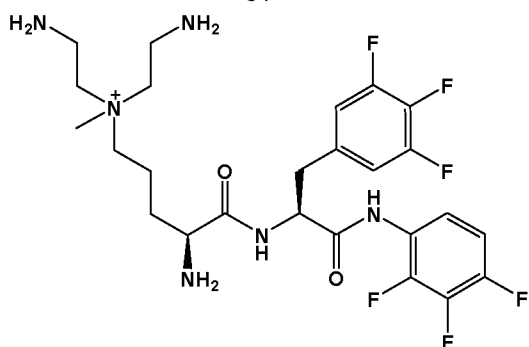
66



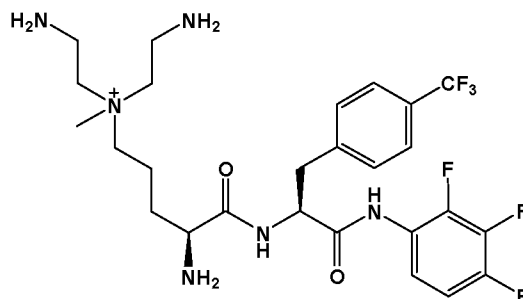
67



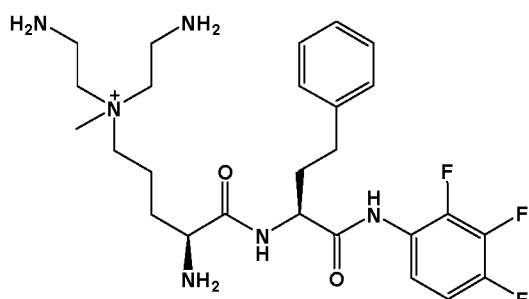
68



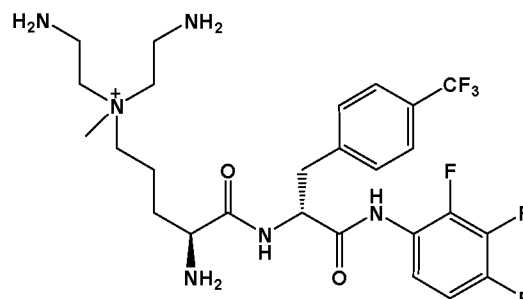
69



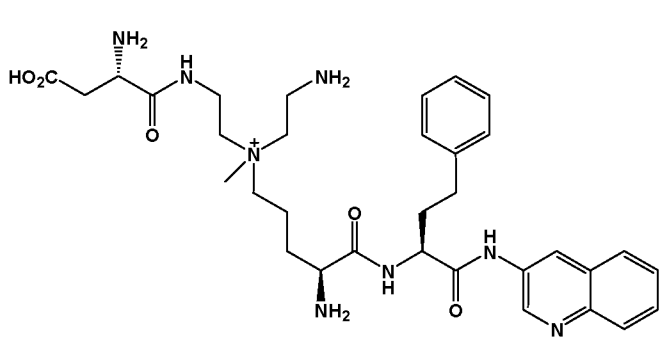
70



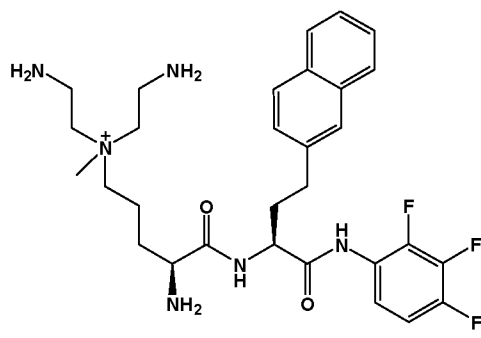
71



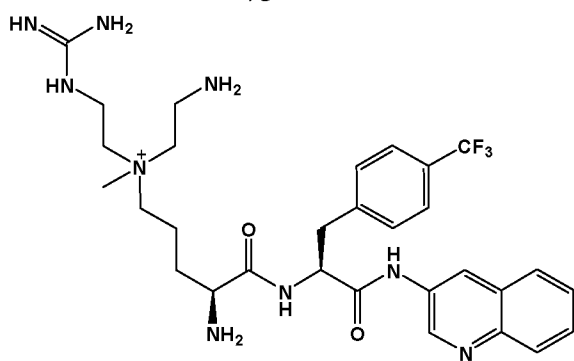
72



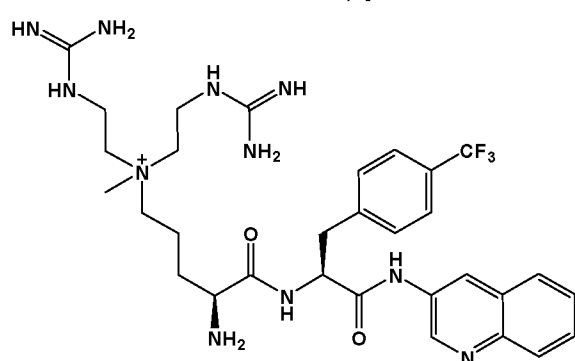
73



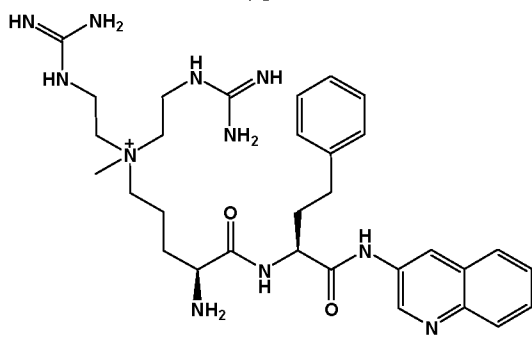
74



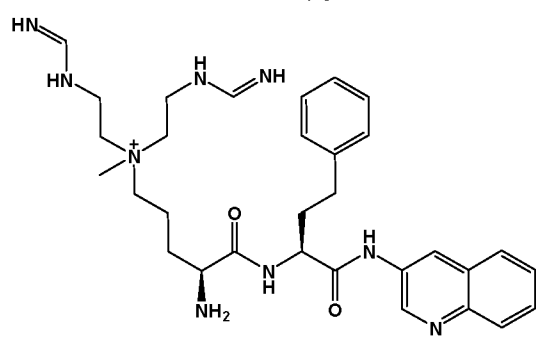
75



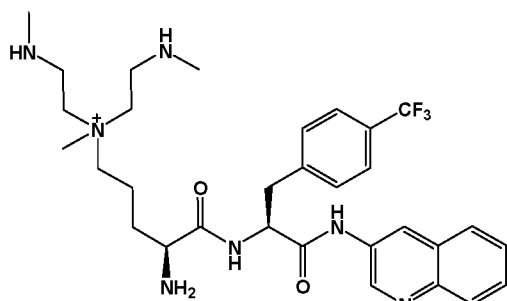
76



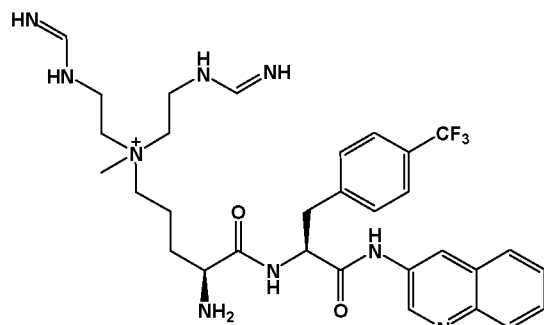
77



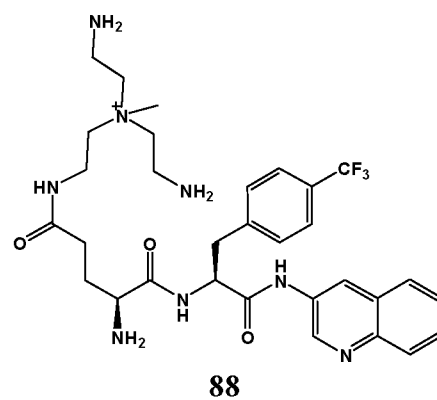
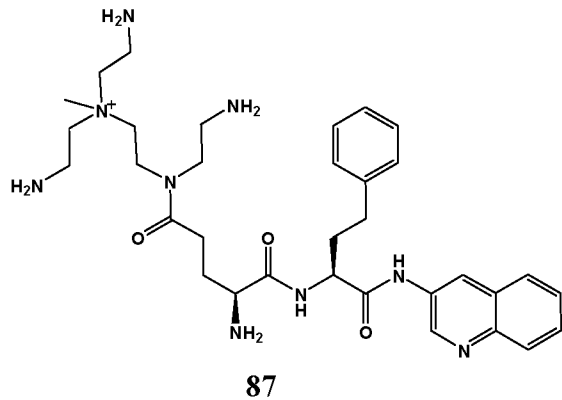
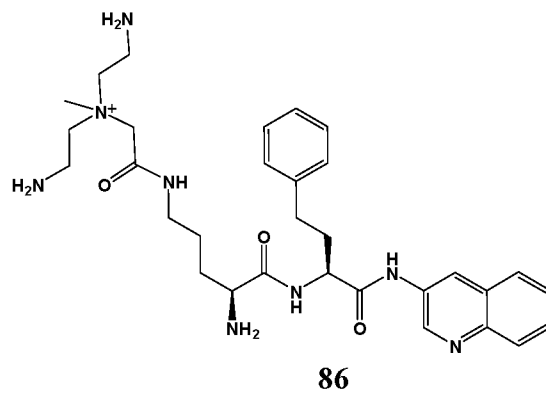
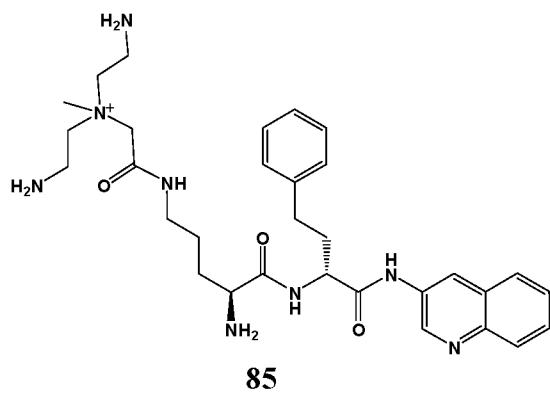
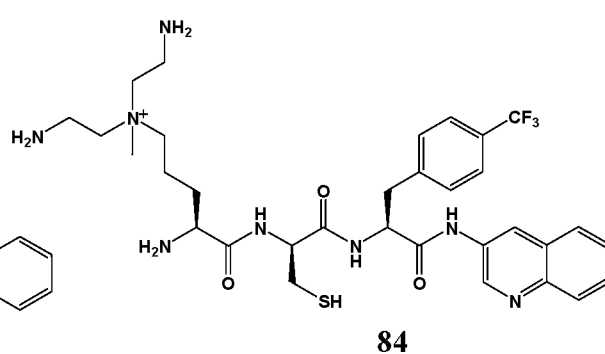
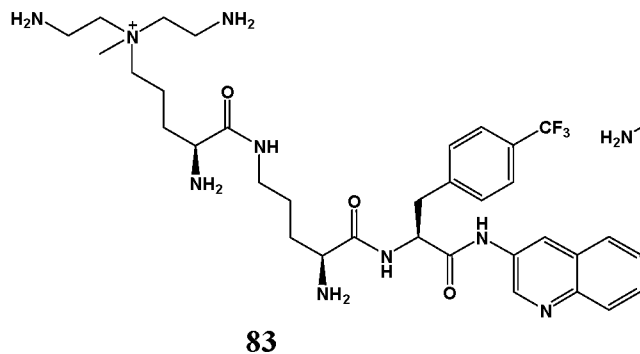
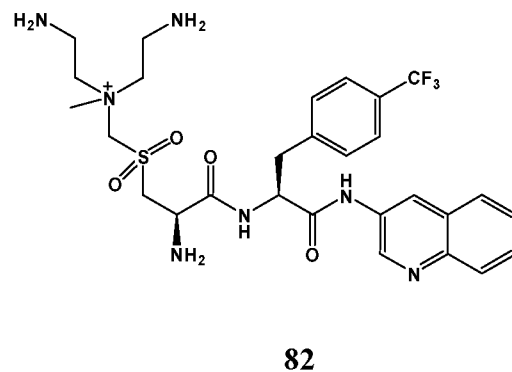
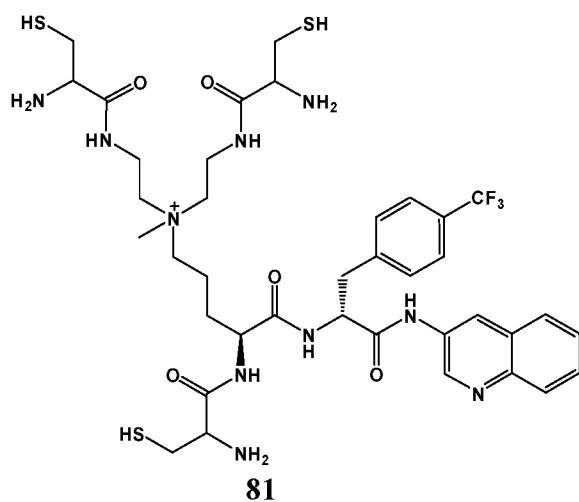
78

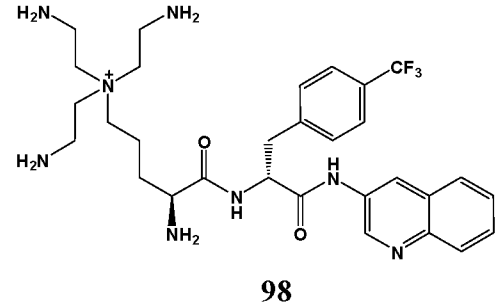
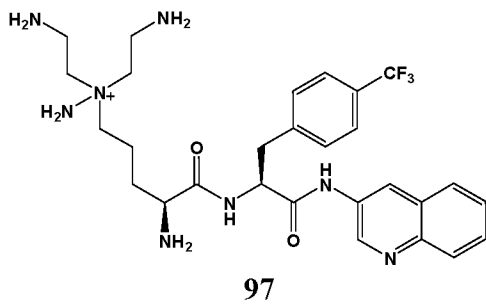
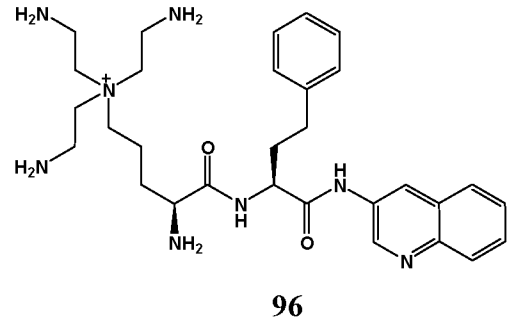
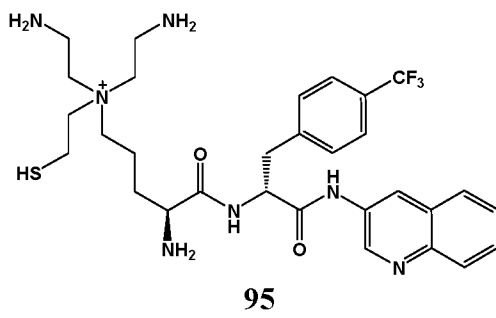
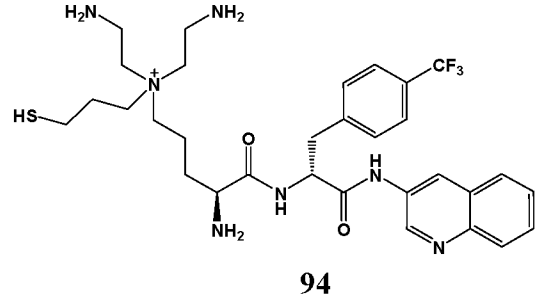
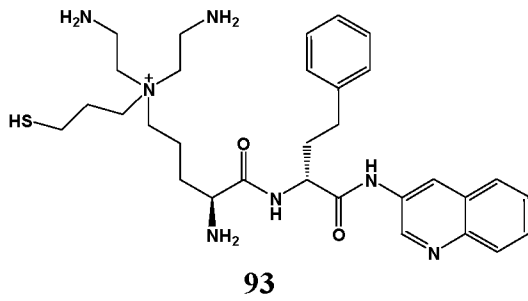
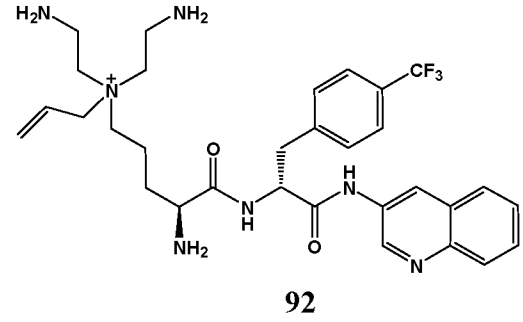
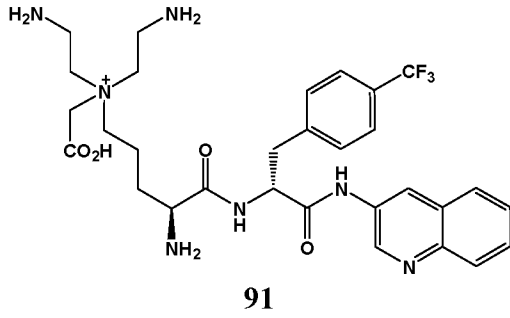
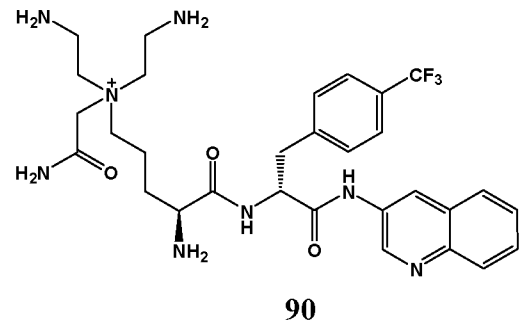
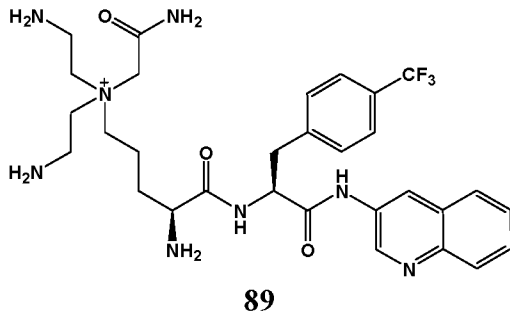


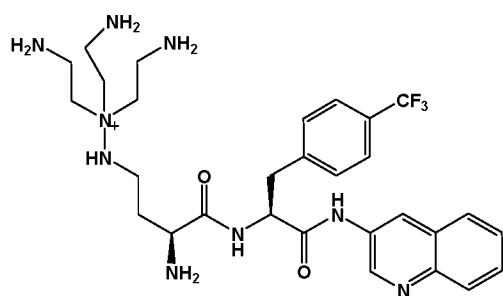
79



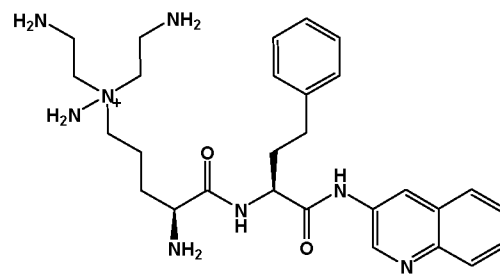
80



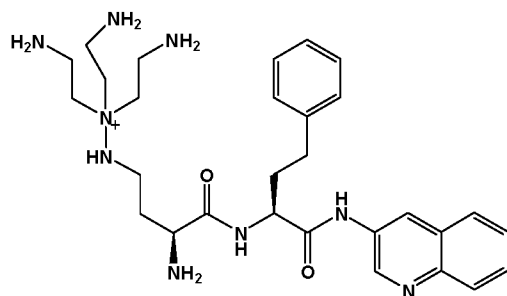




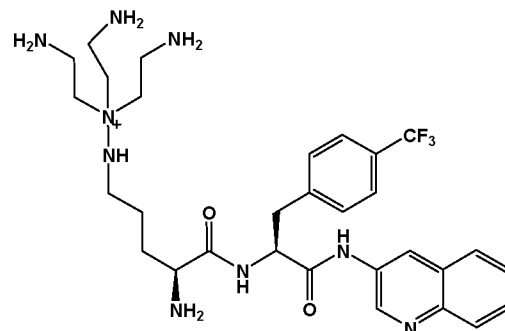
99



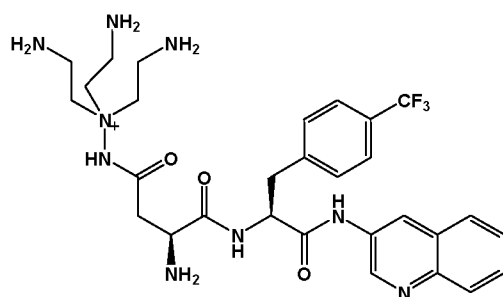
100



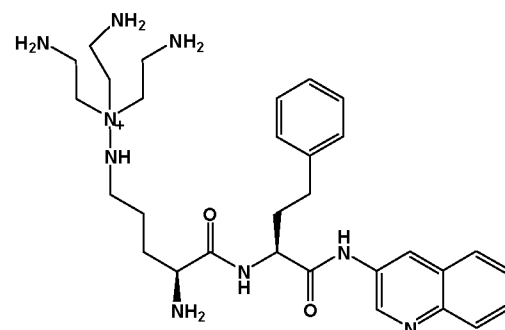
101



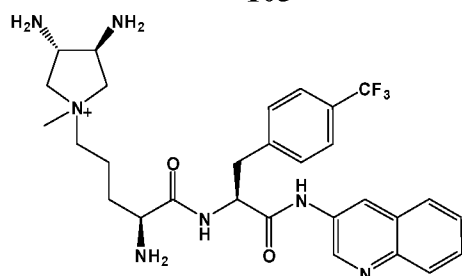
102



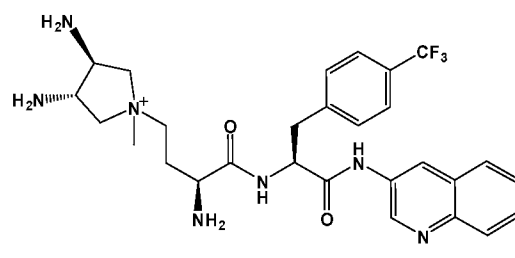
103



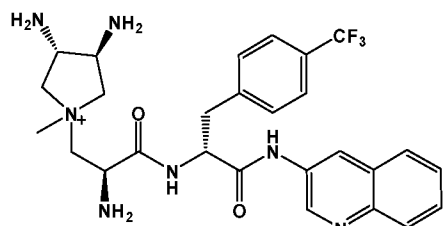
104



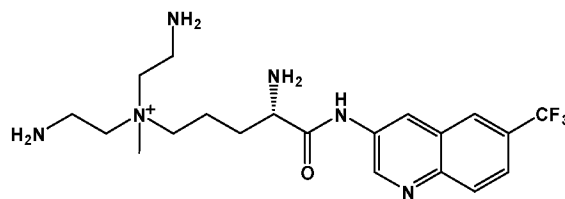
105



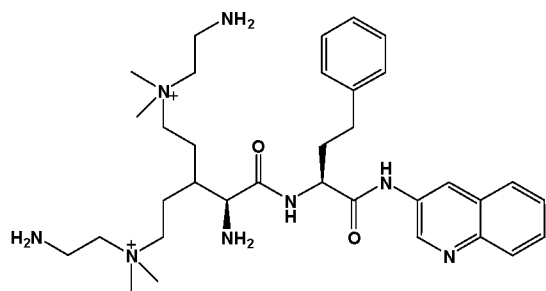
106



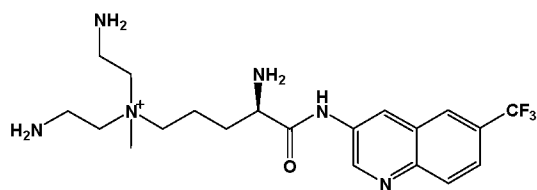
107



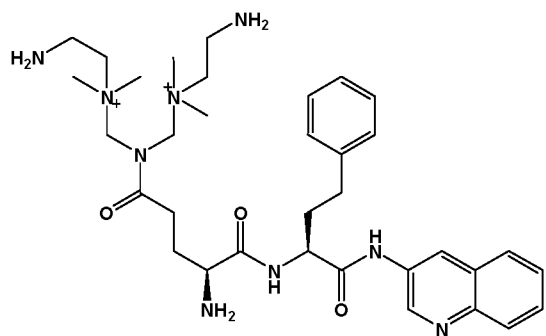
108



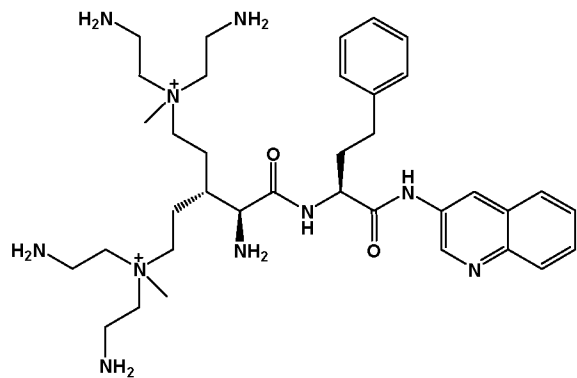
109



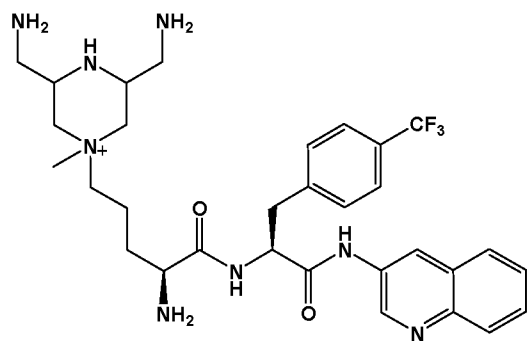
110



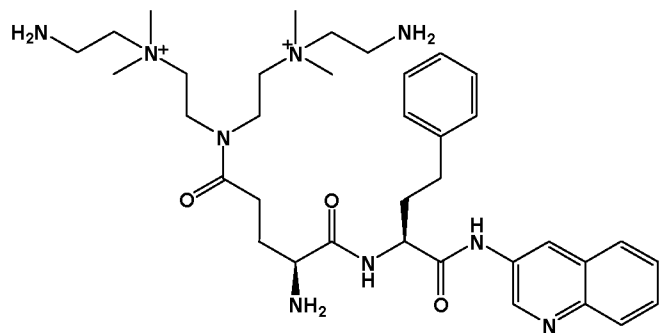
111



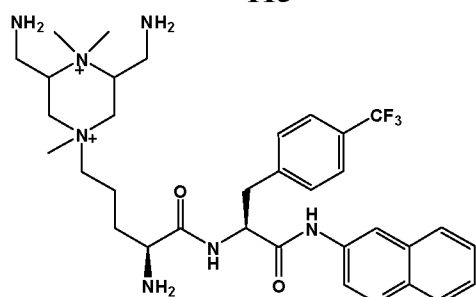
112



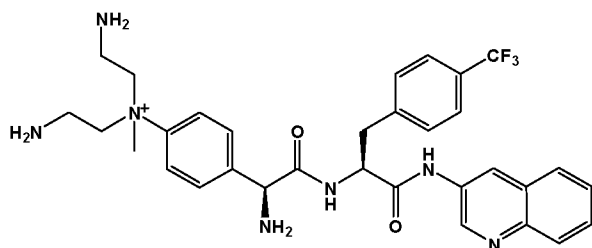
113



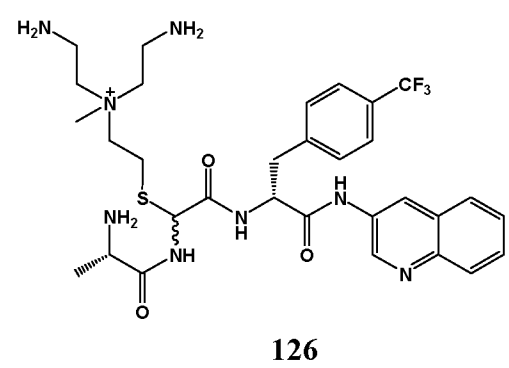
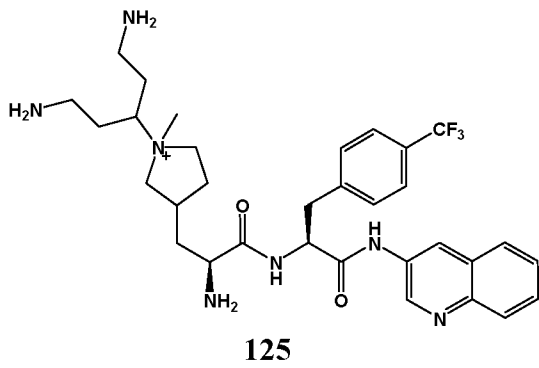
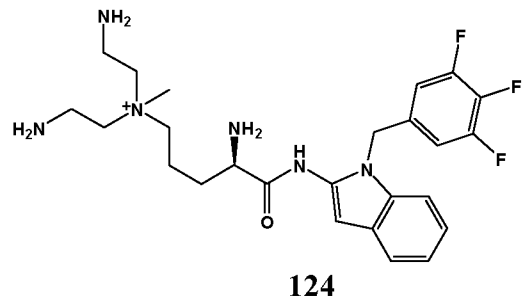
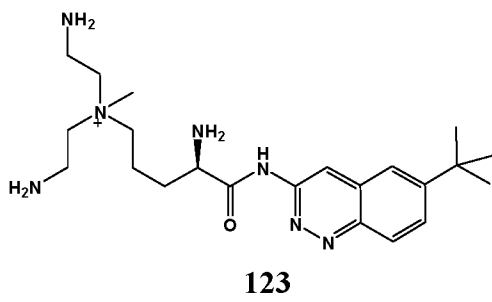
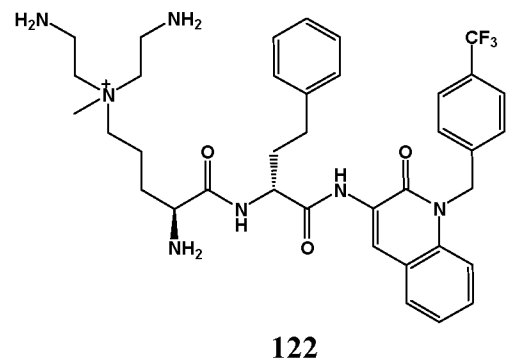
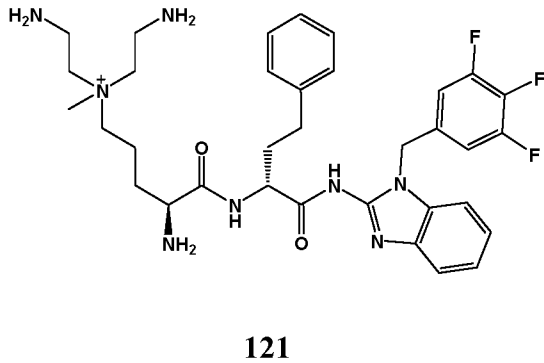
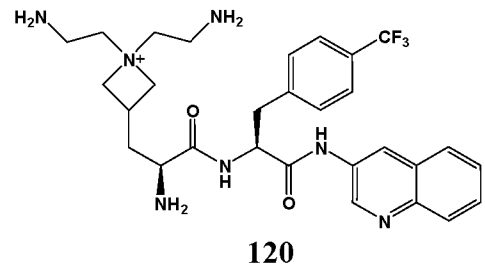
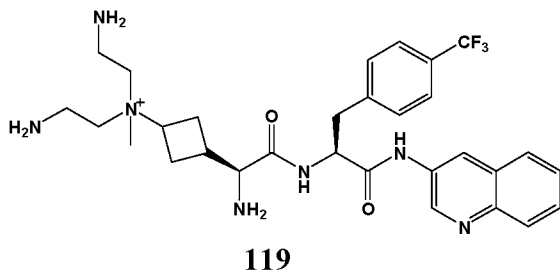
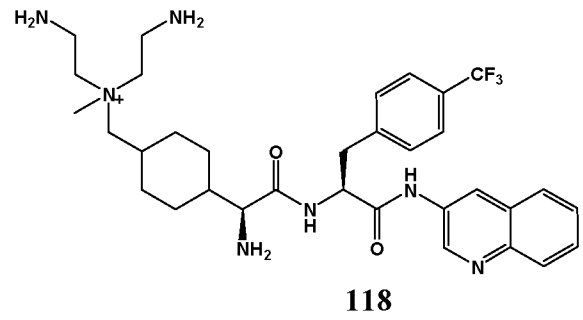
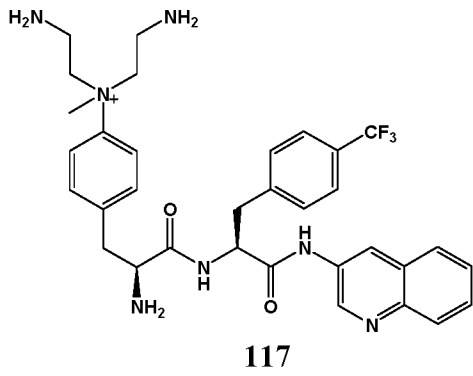
114

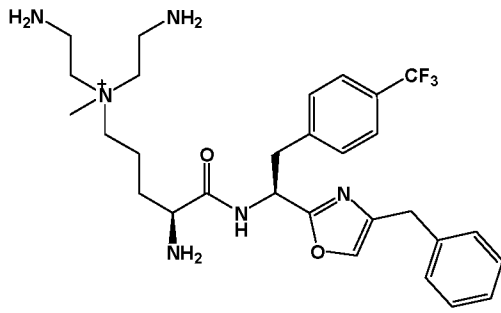


115

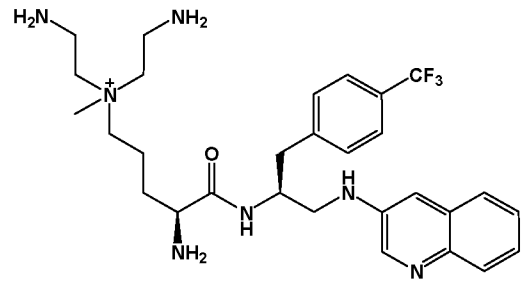


116

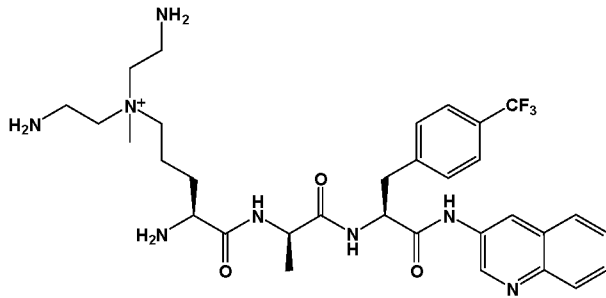




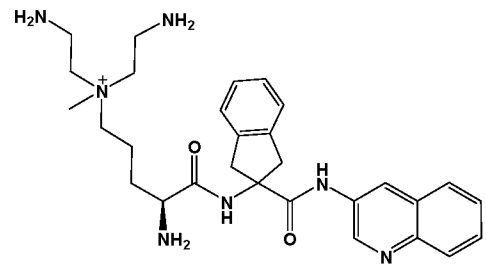
127



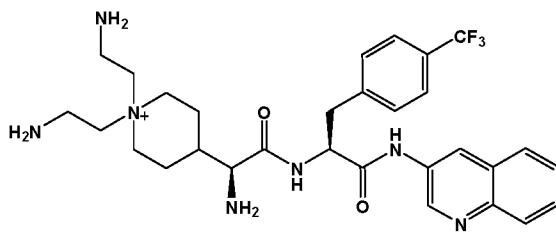
128



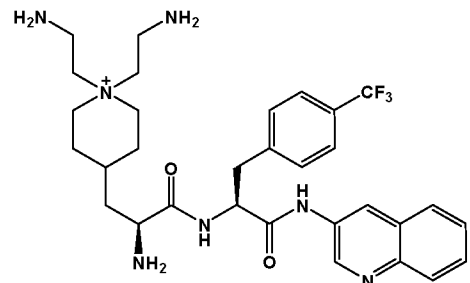
129



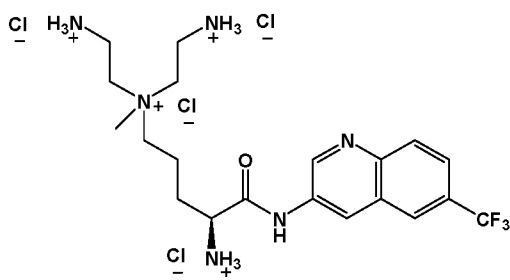
130



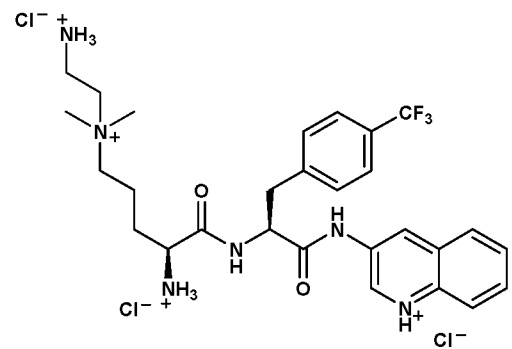
131



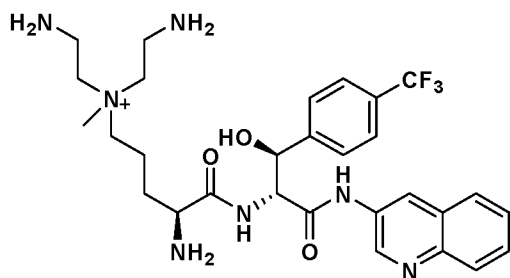
132



133



134



Compound preparation

[0072] The starting materials used in preparing the compounds of the invention are known, made by known methods, or are commercially available. It will be apparent to the skilled artisan that methods for preparing precursors and functionality related to the compounds claimed herein are generally described in the literature. The skilled artisan given the literature and this disclosure is well equipped to prepare any of the claimed compounds.

[0073] It is recognized that the skilled artisan in the art of organic chemistry can readily carry out manipulations without further direction, that is, it is well within the scope and practice of the skilled artisan to carry out these manipulations. These include reduction of carbonyl compounds to their corresponding alcohols, oxidations, acylations, aromatic substitutions, both electrophilic and nucleophilic, etherifications, esterification and saponification and the like. These manipulations are discussed in standard texts such as *March's Advanced Organic Chemistry: Reactions, Mechanisms, and Structure* 6th Ed., John Wiley & Sons (2007), Carey and Sundberg, *Advanced Organic Chemistry* 5th Ed., Springer (2007) and the like.

[0074] The skilled artisan will readily appreciate that certain reactions are best carried out when other functionality is masked or protected in the molecule, thus avoiding any undesirable side reactions and/or increasing the yield of the reaction. Often the skilled artisan utilizes protecting groups to accomplish such increased yields or to avoid the undesired reactions. These reactions are found in the literature and are also well within the scope of the skilled artisan. Examples of many of these manipulations can be found for example in T. Greene and P. Wuts *Protecting Groups in Organic Synthesis*, 4th Ed., John Wiley & Sons (2006).

[0075] The following example schemes are provided for the guidance of the reader, and represent preferred methods for making the compounds exemplified herein. These methods are not limiting, and it will be apparent that other routes may be employed to prepare these compounds. Such methods specifically include solid phase based chemistries, including combinatorial chemistry. The skilled artisan is thoroughly equipped to prepare these compounds by those methods given the literature and this disclosure. The compound numberings used in the synthetic schemes depicted below are meant for those specific

schemes only, and should not be construed as or confused with same numberings in other sections of the application.

[0076] To further illustrate this invention, the following examples are included. The examples should not, of course, be construed as specifically limiting the invention. Variations of these examples within the scope of the claims are within the purview of one skilled in the art and are considered to fall within the scope of the invention as described, and claimed herein. The reader will recognize that the skilled artisan, armed with the present disclosure, and skill in the art is able to prepare and use the invention without exhaustive examples.

[0077] Trademarks used herein are examples only and reflect illustrative materials used at the time of the invention. The skilled artisan will recognize that variations in lot, manufacturing processes, and the like, are expected. Hence the examples, and the trademarks used in them are non-limiting, and they are not intended to be limiting, but are merely an illustration of how a skilled artisan may choose to perform one or more of the embodiments of the invention.

[0078] ^1H nuclear magnetic resonance spectra (NMR) were measured in the indicated solvents on either a Bruker NMR spectrometer (Avance TM DRX500, 500 MHz for ^1H) or Varian NMR spectrometer (Mercury 400BB, 400 MHz for ^1H). Peak positions are expressed in parts per million (ppm) downfield from tetramethylsilane. The peak multiplicities are denoted as follows, s, singlet; d, doublet; t, triplet; m, multiplet.

[0079] The following abbreviations have the indicated meanings:

[0080] Allyl = $\text{CH}_2=\text{CH}_2\text{-CH}_2\text{-}$

[0081] brine = saturated aqueous sodium chloride

[0082] CDMT = 2-chloro-4,6-dimethoxy-1,3,5-triazine

[0083] DCM = dichloromethane

[0084] DIBAL= diisobutylaluminum hydride

[0085] DIPEA = diisopropylamine

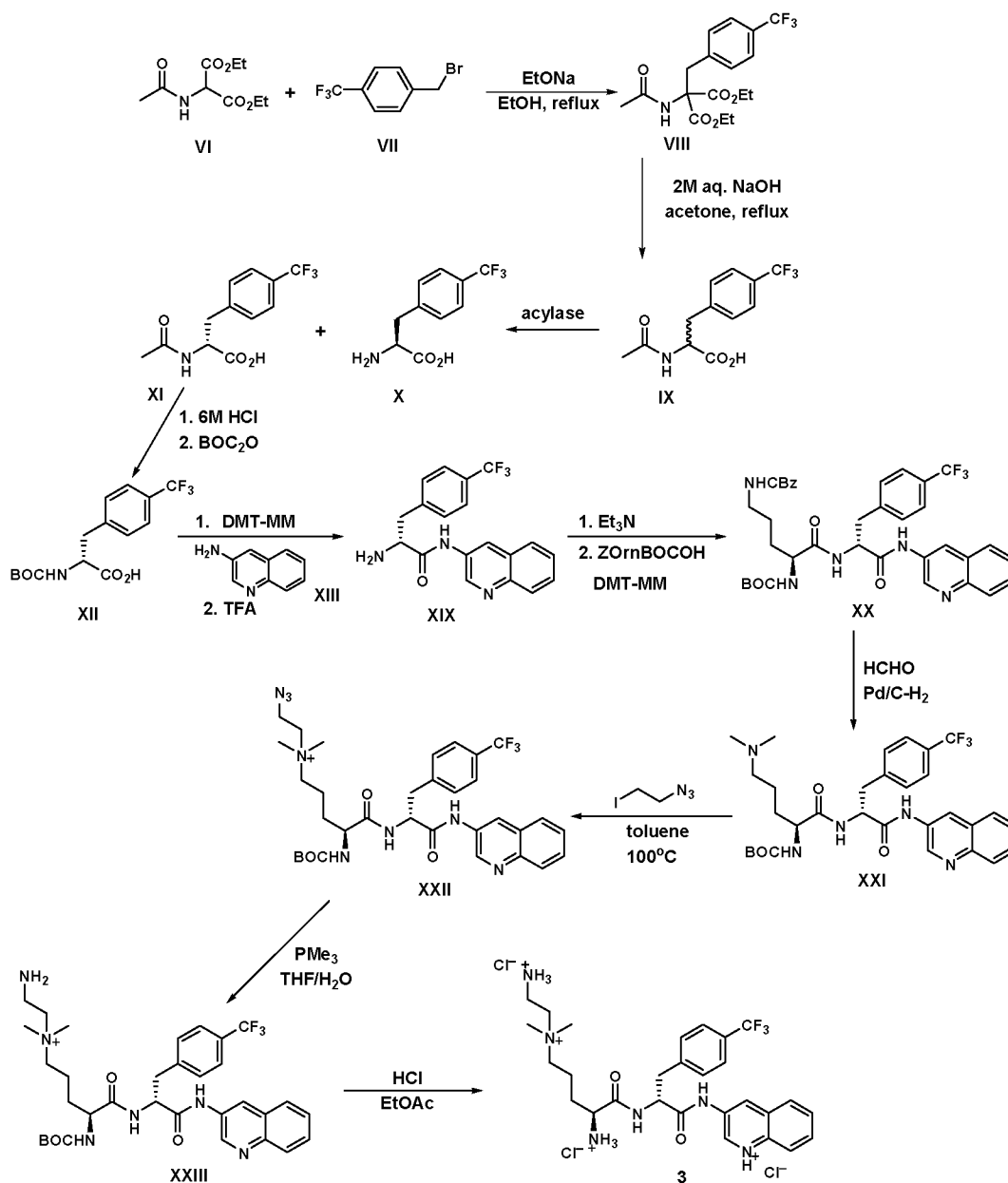
[0086] Boc_2O = di-*tert*-butyldicarbonate

[0087] DMAP = 4-(dimethylamino)-pyridine

[0088] DMF= N,N-dimethylformamide

[0089] DMSO = dimethylsulfoxide

- [0090] DMT-MM = 4-(4,6-dimethoxy-1,3,5-triazin-2-yl)-4-methylmorpholinium chloride
- [0091] ESIMS = electron spray mass spectrometry
- [0092] EtOAc = ethyl acetate
- [0093] EtONa = sodium ethoxide
- [0094] EtOH = ethyl alcohol
- [0095] HATU = 2-(1H-7-azabenzotriazol-1-yl)-1,1,3,3-tetramethyl uronium hexafluorophosphate methanaminium
- [0096] r.t. = room temperature
- [0097] TBTU = O-(benzotriazol-1-yl)-N,N,N',N'-tetramethyluronium tetrafluoroborate
- [0098] TEA = triethylamine
- [0099] TFA = trifluoroacetic acid
- [0100] THF = tetrahydrofuran
- [0101] p-TsOH = para-toluenesulfonic acid
- [0102] TLC = thin layer chromatography
- [0103] TMS = trimethylsilyl
- [0104] n-Bu = normal butyl
- [0105] Synthesis of 3-[(2R)-2-[(4S)-1-N-(2-azaniumylethyl)-4-formamido-1-N,1-N-dimethylbutane-1,4-bis(aminiium)]-3-[4-(trifluoromethyl)phenyl]propanamido]quinolin-1-ium tetrachloride (**3**) is depicted below in scheme 1 and example 1



Scheme 1

Example 1Step 1

[0106] To a solution of sodium metal (2.9 g; 0.125 mol) in absolute ethanol (500 mL) was added diethyl acetamidomalonate **VI** (27.2 g, 0.125 mol) followed by 4-(trifluoromethyl)benzyl bromide **VII** (29.9 g, 0.125 mol). The reaction mixture was stirred at reflux overnight, during which time substantial amount of sodium bromide precipitated. The

reaction mixture was concentrated to ca. 30% of its initial volume under reduced pressure and poured into cold water (400 mL). The precipitate was filtered and washed with water (3 x 250 mL), hexanes (3x 150 mL) and then air dried to yield compound **VIII** as a white solid used directly for the next step.

Step 2

[0107] To a solution of 1,3-diethyl 2-acetamido-2-[4-(trifluoromethyl)phenyl]methyl}propanedioate **VIII** (theoretical 0.125mole) in acetone (400 mL) was added aq. 2 M NaOH (400 mL). The mixture was refluxed overnight before the solvent was removed under reduced pressure. The residue was taken up in water, washed with hexane (3x), acidify to pH=1 and filtered to produce the product as a white solid **IX** (25.8 g, 93.7 mmol, 75% yield after two steps).

Step 3

[0108] To a solution of 2-acetamido-3-[4-(trifluoromethyl)phenyl]propanoic acid **IX** (30 g, 109 mol) in 1 M NaOH (50 mL) and water (1 L). The pH was adjusted to 7.6-7.8 before adding CoCl₂ (300 mg, 2.3 mmol) and Acylase I (3 g) (from *Aspergillus melleus*). The reaction was stirred in r.t. under argon for 2 days at which time Marfey's test was performed and additional enzyme (1 g) was added and stirred for another day. The mixture was acidified with 2 M HCl to pH=1 and extracted with ethyl acetate (3x) (the aqueous phase containing the L-enantiomer **X** was saved). The combined organic extracts were washed 2 M HCl (3x), brine (3x) and dried over MgSO₄. The solvent was removed under reduced pressure and the residue was recrystallized from EtOAc/hexane. N-acetyl derivative of D-aminoacid **XI** was obtained with 98% of optical purity (10.2 g, 37 mmol, 68% yield).

Step 4

[0109] (2R)-2-acetamido-3-[4-(trifluoromethyl)phenyl]propanoic acid **XI** was refluxed in 6 M HCl overnight to remove the acetyl group followed by standard Boc protection to yield the BOC protected amino acid **XII** (10 g, 30 mmol, 81% yield).

Step 5

[0110] To a solution of (2R)-2-{{(*tert*-butoxy)carbonyl}amino}-3-[4-(trifluoromethyl)phenyl]propanoic acid **XII** (0.93 g, 2.79 mmol) and 3-aminoquinoline **XIII** (0.45 g, 3.10 mmol) in ethyl acetate (30 mL) was added DMT-MM (1.0 g, 3.63 mmol). After being stirred at r.t. overnight, the reaction was washed with water, 1 N HCl, aq. sat. NaHCO₃, water and dried over Na₂SO₄. The solvent was removed under reduced pressure to afford *tert*-butyl N-[(1R)-1-[(quinolin-3-yl)carbamoyl]-2-[4-(trifluoromethyl)phenyl]ethyl] carbamate (1.19 g, 2.59 mmol, 93% yield). ¹H NMR (DMSO-d₆) 1.31 (s, 9H), 2.95-3.15 (m, 1H), 3.22-3.27 (m, 1H), 4.46-4.52 (m, 1H), 7.36 (d, J=8 Hz, 1H), 7.62-7.68 (m, 4H), 7.67 (t, J=8 Hz, 1H), 7.83 (t, J=8 Hz, 1H), 8.13 (t, J=7 Hz, 2H), 8.99 (d, J= 2 Hz, 1H), 9.24 (d, J=2 Hz, 1H), 11.18 (s, 1H); ESIMS found for C₂₄H₂₄N₃O₃F₃ *m/z* 460 (M+H).

Step 6

[0111] N-[(1R)-1-[(quinolin-3-yl)carbamoyl]-2-[4-(trifluoromethyl)phenyl]ethyl] carbamate (1.19 g, 2.60 mmol) in trifluoroacetic acid (10 mL) and was stirred at r.t. for 1 h. The solvent was removed under reduced pressure before treating with DCM (2 x 20 mL) and evaporated. Crude **XIX** was obtained as the trifluoroacetate before suspending in EtOAc (20 mL) and treating with TEA (0.72 mL, 5.2 mmol) while the mixture became homogeneous. This solution was used in the next step.

Step 7

[0112] To a solution of (2S)-5-{{(benzyloxy)carbonyl}amino}-2-{{(*tert*-butoxy)carbonyl}amino} pentanoic acid (952 mg, 2.60 mmol) and DMT-MM (746 mg, 2.7 mmol) in ethyl acetate (20 mL) was added a solution of **XIX** from the previous step. After stirring at r.t. overnight, the mixture was treated with water, aq. Sat. NaHCO₃, water and dried over Na₂SO₄. The solvent was removed under reduced pressure and the residue was purified on a silica gel column (1:2 hexane:EtOAc to 100% EtOAc) to produce the protected dipeptide **XX** (1.7 g, 2.4 mmol, 92% yield). ¹H NMR (DMSO-d₆) 1.15-1.33 (m, 4H), 1.33 (s, 9H), 2.40-2.45 (m, 2H), 2.82-2.99 (m, 1H), 2.95-3.01 (m, 1H), 3.89-3.97 (m, 1H), 4.80-4.86 (m, 1H), 5.01 (s, 2H), 6.95 (d, J=7 Hz, 1H), 7.18 (t, J=5 Hz, 1H), 7.28-7.36 (m, 4H), 7.35-7.38 (m, 2H) 7.57-7.69 (m, 5H), 7.93 (dd, J=15 Hz, J=8 Hz, 2H) 8.49 (d, J=8 Hz, 1H), 8.70 (d, J=

2Hz, 1H), 8.97 (d, J=2 Hz, 1H), 10.43 (s, 1H); ESIMS found for C₃₇H₄₀N₅O₆F₃ *m/z* 708 (M+H).

Step 8

[0113] To a solution of *tert*-butyl N-[(1S)-4-{{(benzyloxy)carbonyl}amino}-1-{{[(1R)-1-[(quinolin-3-yl)carbamoyl]-2-[4-(trifluoromethyl)phenyl]ethyl]carbamoyl}butyl]carbamate **XX** (640 mg, 0.90 mmol) and formaldehyde (36% solution in water, 1.5 mL) in methanol (80 mL) was added 10% Pd/C catalyst (200 mg). The mixture was stirred under an atmosphere of hydrogen at r.t. overnight. The mixture was then filtered through Celite and evaporated to dryness. The residue was purified by column chromatography on silica gel (10:1 EtOAc:MeOH to 1:1 EtOAc:MeOH) to obtain the dipeptide **XXI** (350 mg, 0.58 mmol, 65% yield). ¹H NMR (DMSO-d₆) 1.15-1.33 (m, 4H), 1.33 (s, 9H), 1.98-2.01 (m, 2H), 2.00 (s, 6H), 2.77-2.79 (m, 1H), 3.00-3.03 (m, 1H), 3.78-3.83 (m, 1H), 4.75-4.78 (m, 1H), 7.01 (d, J=7 Hz, 1H), 7.41-7.45 (m, 1H) 7.53-7.68 (m, 5H), 7.95 (dd, J=16 Hz, J=8 Hz, 2H) 8.72 (d, J= 2 Hz, 1H), 8.80 (d, J=8 Hz, 1H), 9.01 (d, J=2 Hz, 1H), 10.64 (s, 1H); ESIMS found for C₃₁H₃₈N₅O₄F₃ *m/z* 602 (M+H).

Step 9

[0114] To a solution of *tert*-butyl N-[(1S)-4-(dimethylamino)-1-{{[(1R)-1-[(quinolin-3-yl)carbamoyl]-2-[4-(trifluoromethyl)phenyl]ethyl]carbamoyl}butyl]carbamate **XXI** (230 mg, 0.38 mmol) in toluene (20 mL) was added 1-azido-2-iodoethane (0.4 mL) followed by heated at 100°C for 2 days. The solvent was removed under reduced pressure and the residue was then purified on a silica gel column (100% MeOH to 10:1 MeOH: NH₄OH) to produce the ammonium salt **XXII** (130 mg 0.19 mmol, 50% yield). ¹H NMR (DMSO-d₆) 1.34 (s, 9H), 1.46-1.53 (m, 2H), 1.62-1.72 (m, 2H), 3.01 (s, 6H), 3.45-3.50 (m, 2H), 3.85-3.87 (m, 2H), 3.95-4.05 (m, 1H), 4.63 (brs, 1H), 7.53-7.68 (m, 6H), 7.84-7.95 (m, 2H), 8.72 (s, 1H), 9.14 (s, 1H), 9.39 (s, 1H), 11.35 (s, 1H); ESIMS found for C₃₃H₄₂N₈O₄F₃ *m/z* 671 (M+).

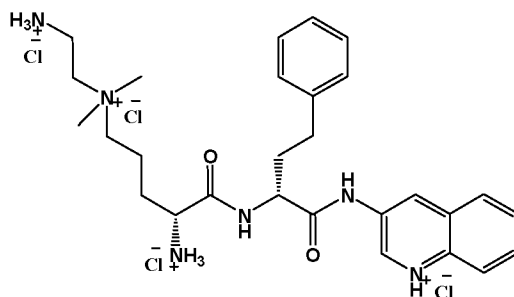
Step 10

[0115] To a solution of *tert*-butyl N-[(1S)-4-[(2-azidoethyl)dimethylazaniumyl]-1-[[[(1R)-1-[(quinolin-3-yl)carbamoyl]-2-[4-(trifluoromethyl)phenyl]ethyl]carbamoyl]butyl] carbamate **XXII** (390 mg, 0.58 mmol) in the mixture of THF (15 mL) and water (1 mL) was added Me₃P/THF (1 M solution, 0.60 ml, 0.60 mmol). The mixture was stirred overnight before evaporating to dryness. Crude **XXIII** was used in the next step without purification. ESIMS found for C₃₃H₄₄N₆O₄F₃ *m/z* 645 (M⁺).

Step 11

[0116] *tert*-butyl N-[(1S)-4-[(2-aminoethyl)dimethylazaniumyl]-1-[[[(1R)-1-[(quinoline-3-yl)carbamoyl]-2-[4-(trifluoromethyl)phenyl]ethyl]carbamoyl]butyl] carbamate **XXIII** (crude from step 7 c.a. 0.58 mmol) was treated with HCl/EtOAc (5 M solution, 8 mL) at r.t. overnight. The solvent was evaporated, treated with diethyl ether and the resulting solid was filtered. The crude solid was then purified on a silica gel column (2:1 MeOH:NH₄OH) to afford the final product **3** as a hydrochloride salt (170 mg, 0.26 mmol, 45% yield). ¹H NMR (DMSO-d₆) 1.50-1.59 (m, 2H), 1.72-1.82 (m, 2H), 3.11 (s, 3H), 3.13 (s, 3H), 3.00-3.20 (m, 4H), 3.40-3.45 (m, 2H), 3.61-3.65 (m, 2H), 3.95-4.05 (m, 1H), 4.93-4.98 (m, 1H), 7.81-7.64 (m, 7H), 8.05 (t, J=11 Hz, 2H), 8.45 (brs, 3H), 8.67 (brs, 3H), 8.85 (d, J=2 Hz, 1H), 9.20 (d, J=2 Hz, 1H), 9.39 (s, 1H), 9.40 (d, J=8 Hz, 1H), 11.32 (s, 1H); ESIMS found for C₂₈H₃₆N₆O₂F₃ *m/z* 545 (M⁺).

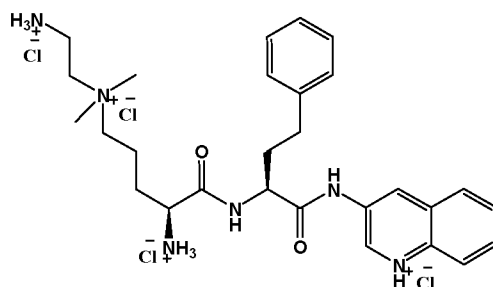
[0117] The following compounds are prepared in accordance with the procedure described in the above example 1.



1

[0118] 3-[(2R)-2-[(4R)-1-N-(2-azaniumylethyl)-4-formamido-1-N,1-N-dimethylbutane-1,4-bis(aminium)]-4-phenylbutanamido]quinolin-1-ium tetrachloride **1**

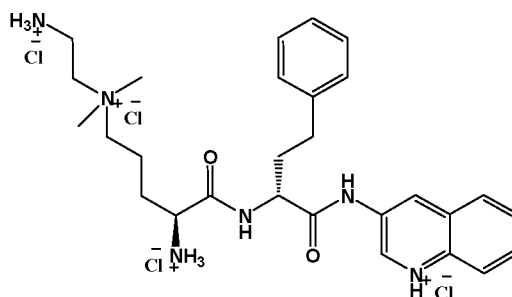
[0119] ESIMS found for C₂₈H₃₉N₆O₂ *m/z* 491 (M⁺).



2

[0120] 3-[(2S)-2-[(4S)-1-N-(2-azaniumylethyl)-4-formamido-1-N,1-N-dimethylbutane-1,4-bis(aminium)]-4-phenylbutanamido]quinolin-1-ium tetrachloride **2**

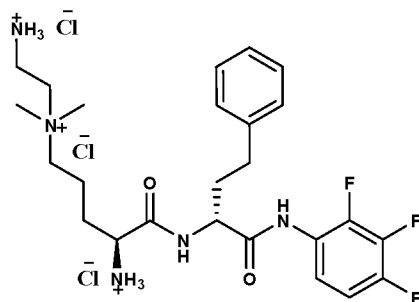
[0121] ¹H NMR (DMSO-d₆) 1.89-1.78 (m, 2H), 2.21-1.96 (m, 4H), 2.76-2.65 (m, 1H), 2.93-2.83 (m, 1H), 3.16 (s, 3H), 3.18 (s, 3H), 3.38-3.31 (m, 2H), 3.51-3.41 (m, 1H), 3.77-3.57 (m, 3H), 4.12 (brs, 1H), 4.58 (brs, 1H), 7.15-7.11 (m, 1H), 7.26-7.20 (m, 2H), 7.31-7.27 (m, 2H), 7.70 (dd, J= 8 Hz, J= 8 Hz, 1H), 7.80 (dd, J= 8 Hz, J= 8 Hz, 1H), 8.11 (dd, J= 8 Hz, J= 8 Hz, 2H), 8.55 (brs, 3 H), 8.71 (brs, 3H), 8.95 (brs, 1H), 9.28 (brs, 1H), 9.56 (d, J= 6 Hz, 1H), 11.59 (brs, 1H); ESIMS found for C₂₈H₃₉N₆O₂ *m/z* 491 (M⁺).



4

[0122] 3-[(2S)-2-[(4R)-1-N-(2-azaniumylethyl)-4-formamido-1-N,1-N-dimethylbutane-1,4-bis(aminium)]-4-phenylbutanamido]quinolin-1-ium tetrachloride **4**

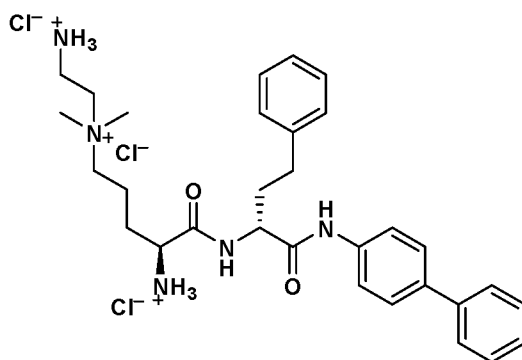
[0123] ¹H NMR (CD₃OD) 1.89-2.16 (m, 4H), 2.21-2.35 (m, 2H), 2.75-2.95 (m, 2H), 3.26 (s, 6H), 3.53-3.58 (m, 2H), 3.60-3.65 (m, 2H), 3.74-3.79 (m, 2H), 4.20 (dd, J=4 Hz, J=7 Hz, 1H), 4.63 (dd, J=5 Hz, J=9 Hz, 1H), 7.13-7.18 (m, 1H), 7.24-7.31 (m, 4H), 7.88-7.92 (m, 1H), 8.00-8.05 (m, 1H), 8.15 (d, J=9 Hz, 1H), 8.21 (d, J=8 Hz, 1H), 9.09 (d, J=2 Hz, 1H), 9.48 (d, J=2Hz, 1H); ESIMS found for C₂₈H₃₉N₆O₂ *m/z* 491 (M⁺).



5

[0124] [(4S)-4-azaniumyl-4-{[(1R)-3-phenyl-1-[(2,3,4-trifluorophenyl) carbamoyl]propyl]carbamoyl}butyl](2-azaniumylethyl)dimethylazanium trichloride **5**

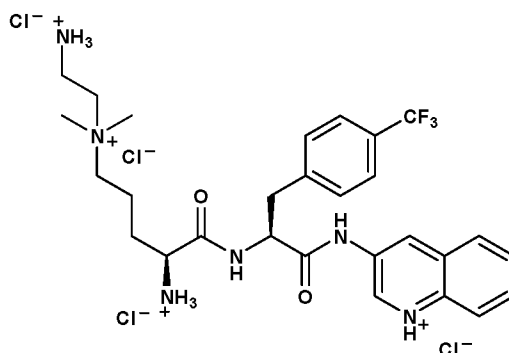
[0125] $^1\text{H NMR}$ (DMSO- d_6) 1.90-2.10 (m, 8 H), 2.60-2.70 (m, 2H), 3.13 (s, 6H), 3.51 ((t, J=6 Hz, 2H), 3.62 (t, J=6 Hz, 2H), 4.02 (brs, 1H), 4.57-4.60 (m, 1H), 7.18-7.33 (m, 7H), 7.42-7.47 (m, 1H), 8.54 (brs, 3H), 8.64 (brs, 3H), 9.31 (d, J=7.5 Hz, 1H), 10.26 (s, 1H); ESIMS found for $\text{C}_{25}\text{H}_{35}\text{N}_5\text{O}_2\text{F}_3$ m/z 494 (M^+).



6

[0126] [(4S)-4-azaniumyl-4-{[(1R)-3-phenyl-1-[(4-phenylphenyl)carbamoyl] propyl]carbamoyl}butyl](2-azaniumylethyl)dimethylazanium trichloride **6**

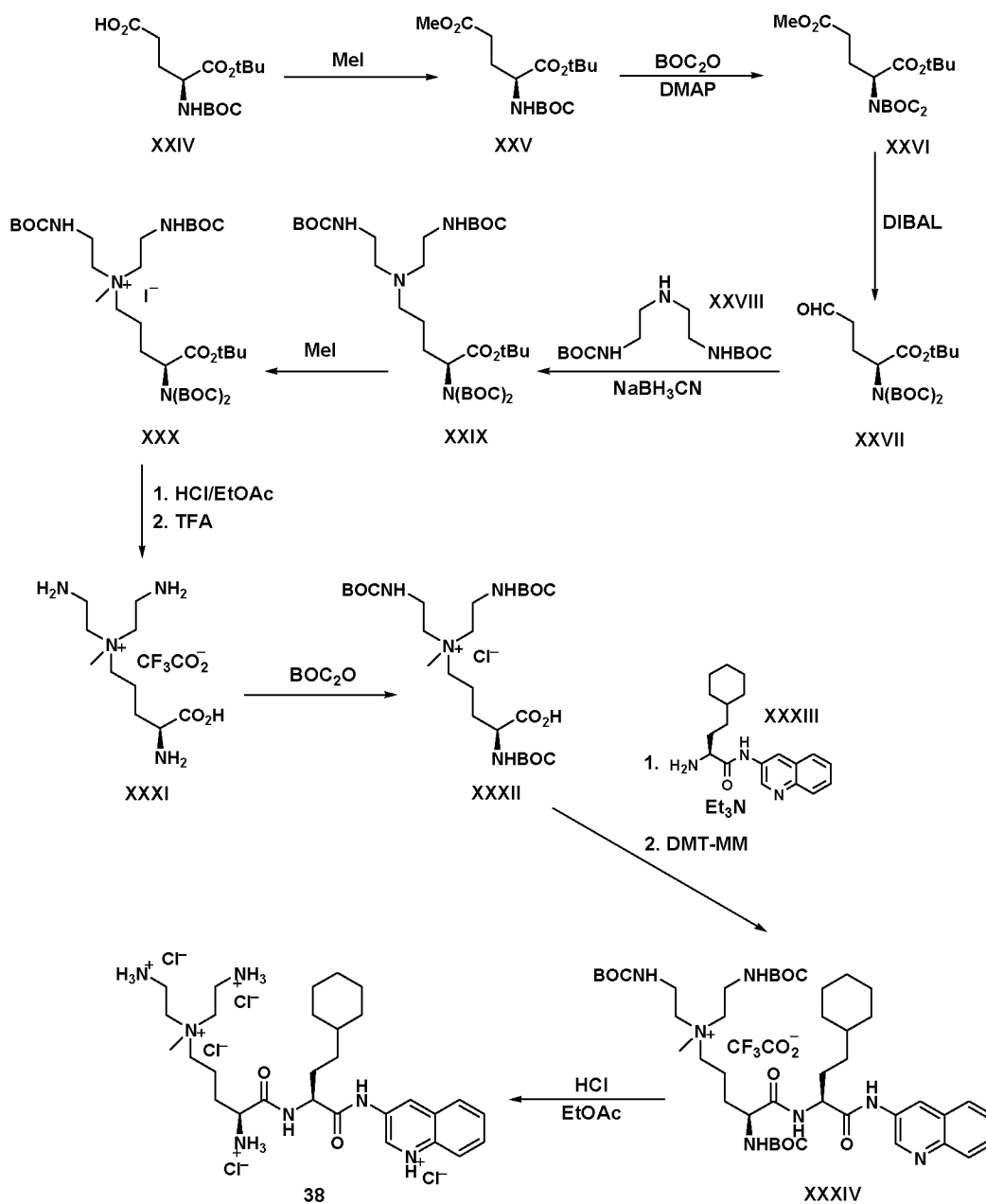
[0127] $^1\text{H NMR}$ (DMSO- d_6) 1.75-2.16 (m, 6H), 2.56-2.87 (m, 4H), 3.11 (s, 6H), 3.43-3.67 (m, 4H), 3.93-4.08 (m, 1H), 4.46-4.63 (m, 1H), 7.12-7.36 (m, 6H), 7.36-7.49 (m, 2H), 7.63 (d, J=8 Hz, 4H), 7.74 (d, J=9 Hz, 2H), 8.47 (brs, 6H), 9.2 (d, J=9 Hz, 1H), 10.39 (s, 1H); ESIMS found for $\text{C}_{31}\text{H}_{42}\text{N}_5\text{O}_2$ m/z 516 (M^+).

**134**

[0128] 3-[(2S)-2-[(4S)-1-N-(2-azaniumylethyl)-4-formamido-1-N,1-N-dimethylbutane-1,4-bis(aminium)]-3-[4-(trifluoromethyl)phenyl]propanamido]quinolin-1-ium tetrachloride **134**

[0129] ^1H NMR (DMSO- d_6) 1.77-1.83 (m, 2H), 1.92-2.07 (m, 2H), 3.15 (s, 3H), 3.18 (s, 3H), 3.32-3.36 (m, 4H), 3.41-3.47 (m, 1H), 3.56-3.60 (m, 1H), 3.64 (t, $J = 7$ Hz, 2H), 3.92-3.98 (m, 1H), 4.82-4.87 (m, 1H), 7.64 (d, $J = 8$ Hz, 2H), 7.69 (dd, $J = 8$ Hz, $J = 8$ Hz, 1H), 7.78 (dd, $J = 8$ Hz, $J = 8$ Hz, 1H), 7.80 (d, $J = 8$ Hz, 2H), 8.08 (d, $J = 8$ Hz, 1H), 8.09 (d, $J = 8$ Hz, 1H), 8.42 (brs, 3H), 8.67 (brs, 3H), 8.90 (s, 1H), 9.26 (s, 1H), 9.45 (d, $J = 8$ Hz, 1H), 11.77 (s, 1H); ^{19}F NMR (DMSO- d_6) -60.10 (s, 3F); ESIMS found for $\text{C}_{29}\text{H}_{37}\text{F}_3\text{N}_5\text{O}_2$ m/z 545.5 (M $^+$).

[0130] Synthesis of 3-[(2S)-2-[(4S)-1-N,1-N-bis(2-azaniumylethyl)-4-formamido-1-N-methylbutane-1,4-bis(aminium)]-4-cyclohexylbutanamido]quinolin-1-ium pentachloride (**38**) is depicted below in scheme 2 and example 2



Scheme 2

Example 2Step 1

[0131] To a solution of Boc-glutamic acid *tert*-butyl ester **XXIV** (50 g, 164.8 mmol) and K_2CO_3 (34.2 g, 247.2 mmol) in DMF (250 mL) was added MeI (10.8 ml, 173.1 mmol) dropwise. The reaction mixture was stirred at r.t. for 2 h before adding ethyl acetate

(mL). Organic layer was washed 10% Na₂S₂O₃ (3x) and dried over MgSO₄. The solvent was removed under reduced pressure and the crude product was crystallized from hexane to give the product **XXV** as a white solid (50.7 g, 159.8 mmol, 95% yield). ¹H NMR (CDCl₃) 1.44 (s, 9H), 1.46 (s, 9H), 1.86-1.96 (m, 11H), 2.08-2.20 (m, 1H), 2.32-2.46 (m, 2H), 3.46 (m, 2H), 3.68 (s, 3H), 4.17-4.21 (m, 1H); ESIMS found for C₁₅H₂₇NO₆ *m/z* 318 (M+H).

Step 2

[0132] To a solution of 1-*tert*-butyl 5-methyl (2*S*)-2-{[(*tert*-butoxy)carbonyl]amino}pentanedioate **XXV** (50.7 g, 159.8 mmol), TEA (26.6 mL, 191.7 mmol) and DMAP (19.5 g, 159.8 mmol) in MeCN (480 mL) was added di-*tert*-butyl dicarbonate (69.7 g, 319.5 mmol). The reaction mixture was stirred at r.t. overnight before adding additional TEA (11.1 mL, 79.0 mmol), DMAP (9.8 g, 79.9 mmol) and Boc₂O (34.8 g, 159.8 mmol) and stirring for another 2 days. The solvent was removed under reduced pressure and residue was purified on a silica gel column (1:100→1:50→1:30 EtOAc:hexane) to give pure product **XXVI** as colorless oil. (50.0 g, 119.8 mmol, 75% yield). ¹H NMR (CDCl₃) 1.44 (s, 9H), 1.49 (s, 18H), 2.15 (ddd, J=3 Hz, J=8 Hz, J=19 Hz, 1H), 2.33-2.46 (m, 3H), 3.66 (s, 3H), 4.75 (m, 1H); ESIMS found for C₂₀H₃₅NO₈ *m/z* 857 (2M+23).

Step 3

[0133] To a solution of 1-*tert*-butyl 5-methyl (2*S*)-2-{bis[(*tert*-butoxy)carbonyl]amino}pentanedioate **XXVI** (50.0 g, 119.8 mmol) in dry ethyl ether (120 mL) at -78°C under Ar was added a solution of DIBAL in toluene (65.0 mL, 65.0 mmol). The reaction mixture was stirred 1.5 – 2.5 hours at -78°C. The mixture was treated with MeOH (240 mL) and allowed to warm to r.t. The suspension was filtered through Celite and washed with methanol. The solvent was removed under reduced pressure and the residue was purified on a silica gel column (1:20 EtOAc:hexane) to give pure product **XXVII** as colorless oil. (37.1 g, 95.8 mmol, 80% yield). ¹H NMR (CDCl₃) 1.44 (s, 9H), 1.47 (s, 18H), 2.07-2.15 (m, 1H), 2.37-2.56 (m, 3H), 4.70 (dd, J=4 Hz, J=9 Hz, 1H), 9.73 (s, 1H); ESIMS found for C₁₉H₃₃NO₇ *m/z* 410 (M+23).

Step 4

[0134] To a solution of *tert*-butyl N-{2-[(2-{{(tert-butoxy)carbonyl}amino}ethyl amino)ethyl} carbamate **XXVIII** (prepared according to the literature, *Org. Lett.*, **2000**, 2(14), 2117-2120) (1.46 g, 4.81 mmol) in DCM (40 mL) cooled to 0°C was added acetic acid (1.4 mL, 24 mmol) followed by *tert*-butyl (2*S*)-2-{{bis[(*tert*-butoxy)carbonyl]amino}-5-oxopentanoate **XXVII** (1.7 g, 4.40 mmol). The mixture was stirred at 0°C for 1 h before adding NaBH₃CN (0.45 g, 7.21 mmol) and stirred at r.t. overnight. The mixture was treated with water, brine and dried over Na₂SO₄. The solvent was removed under reduced pressure and the residue was then purified on a silica gel column (3:1 hexane:EtOAc→100% EtOAc) to produce compound **XXIX** as a yellow oil (2.36 g, 3.50 mmol, 73% yield). ¹H NMR (DMSO-d₆) 1.36 (s, 36 H), 1.44 (s, 9H), 1.25-1.80 (m, 6 H), 2.41 (brs, 4H), 2.84 (brs, 4H), 4.61 (dd, J=10 Hz, J=5 Hz, 1H), 6.16 (brs 2H); ESIMS found for C₃₃H₆₂N₄O₁₀ *m/z* 675 (M+H).

Step 5

[0135] To a solution of *tert*-butyl (2*S*)-5-[[bis(2-{{(tert-butoxy)carbonyl}amino} ethyl)amino]-2-{{bis[(*tert*-butoxy)carbonyl]amino}pentanoate **XXIX** (1.68g, 2.5 mmol) was added excess MeI (20 mL) and then allowed to stir at r.t. for 5 days. The mixture was evaporated to dryness and the residue was then purified on a silica gel column (5:1 EtOAc: MeOH) to produce compound **XXX** as a yellow oil (0.72 g, 1.0 mmol, 38% yield). ¹H NMR (DMSO-d₆) 1.38 (s, 36 H), 1.45 (s, 9H), 1.25-1.80 (m, 6 H), 3.03 (s, 3H), 3.30-3.40 (m, 8H), 4.67 (dd, J=8 Hz, J=5 Hz, 1H), 7.17 (brs 2H); ESIMS found for C₃₄H₆₅N₄O₁₀ *m/z* 689 (M+).

Step 6

[0136] To a solution of [(4*S*)-4-{{bis[(*tert*-butoxy)carbonyl]amino}-5-(*tert*-butoxy)-5-oxopentyl]bis(2-{{(tert-butoxy)carbonyl}amino}ethyl)methylazanium iodide **XXX** (0.72 g, 1.0 mmol) was added 5 M HCl/EtOAc (10 mL) and then allowed to stir at r.t. for 2 h. The solvent was removed under reduced pressure and then treated with diethyl ether. The solid was filtered and dried and without further purification, treated with TFA (10 mL) at r.t. overnight. The TFA was removed under reduced pressure to yield the product **XXXI** as a white solid (0.48 g, 90% yield)

Step 7

[0137] To a solution of [(4S)-4-amino-4-carboxybutyl]bis(2-aminoethyl) methylazanum 2,2,2-trifluoroacetate salt **XXXI** in a mixture of (1:2 water:dioxane) (10 mL) cooled to 0°C was added dropwise a solution of BOC₂O (0.72 mg, 3.3 mmol) in a mixture of (1:2 water:dioxane) (10 mL) and 1 N NaOH so that the pH=9 throughout the process. After the addition was complete, the mixture was stirred overnight at r.t. The solvent was removed under reduced pressure, water was added (50 mL) and washed with diethyl ether. The aqueous phase was acidified with 1N HCl until pH=2.5 and then extracted with ethyl acetate, dried over Na₂SO₄, filtered and concentrated to dryness was then purified on a silica gel column (10:1 EtOAc:MeOH→100% methanol) to afford compound **XXXII** as a white solid (0.32 g, 53% yield). ESIMS found for C₂₅H₄₉N₄O₈ *m/z* 533 (M⁺).

Step 8

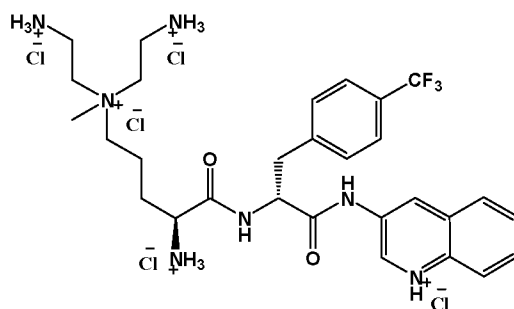
[0138] To a solution of (2S)-2-amino-4-cyclohexyl-N-(quinolin-3-yl)butanamide **XXXIII** (prepared according to Example 1) (270 mg, 0.5 mmol) in DCM (5 mL) was added TEA (0.14 mL, 1.0 mmol). This solution was then added to a mixture of [(4S)-4-{{(tert-butoxy)carbonyl}amino}-4-carboxybutyl]bis(2-{{(tert-butoxy)carbonyl}amino}ethyl) methylazanum chloride **XXXII** (200 mg, 0.35 mmol) and DMT-MM (150 mg, 0.5 mmol) in DCM (5 mL). The reaction was stirred at r.t. for 40 h before being washed with water, dried over Na₂SO₄ and concentrated to dryness. The crude product was then purified on a silica gel column (100% EtOAc→10:1 EtOAc:MeOH→10:1 MeOH:NH₃) to yield the protected dipeptide **XXXIV** (150 mg, 0.16 mmol, 33%). ¹H NMR (DMSO-d₆) 0.85-0.95 (m, 2H), 1.10-1.25 (m, 10H), 1.34 (s, 9H), 1.37 (s, 9H), 1.20-1.90 (m, 9 H), 1.70 (s, 9H), 3.16 (s, 3H), 3.70-3.86 (m, 8H), 4.05-4.16 (m, 1H), 4.30-4.35 (m, 1H), 6.68 (brs, 2H), 7.28-7.54 (m, 2H), 7.50-7.60 (m, 2H), 8.69 (d, J=2 Hz, 1H), 9.09 (s, 1H), 11.21 (s, 1H); ESIMS found for C₄₄H₇₂N₇O₈ *m/z* 826 (M⁺).

Step 9

[0139] To a solution of *tert*-butyl N-(2-{{(4S)-4-{{(tert-butoxy)carbonyl}amino}-4-{{(1S)-3-cyclohexyl-1-[(quinolin-3-yl)carbamoyl]propyl}carbamoyl}butyl}(2-{{(tert-butoxy)carbonyl}amino}ethyl)methylazanumyl}ethyl)carbamate **XXXIV** (180 mg, 0.20

mmol) was treated with HCl/EtOAc (5 M solution, 8 mL) at r.t. overnight. The solvent was evaporated, treated with diethyl ether and the resulting solid was filtered to afford the final product **38** as a hydrochloride salt (100 mg, 0.14 mmol, 70% yield). ^1H NMR (DMSO- d_6) 0.85-0.95 (m, 2H), 1.10-1.25 (m, 10H), 1.20-1.90 (m, 9 H), 3.30 (s, 3H), 3.28-3.33 (m, 4H), 3.71-3.75 (m, 4H), 4.02-4.05 (m, 1H), 4.46-4.48 (m, 1H), 6.68 (brs, 2H), 7.55-7.68 (m, 2H), 7.95-7.98 (m, 2H), 8.47 (brs, 3H), 8.69 (brs, 3H), 8.70 (s, 1H), 9.04 (s, 1H), 9.18 (d, $J=7$ Hz, 1H), 10.95 (s, 1H); ESIMS found for $\text{C}_{29}\text{H}_{48}\text{N}_7\text{O}_2$ m/z 526 (M^+).

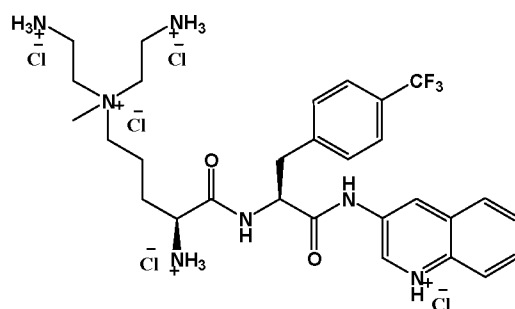
[0140] The following compounds are prepared in accordance with the procedure described in the above example 2.



10

[0141] 3-[(2R)-2-[(4S)-1-N,1-N-bis(2-azaniumylethyl)-4-formamido-1-N-methylbutane-1,4-bis(aminiun)]-3-[4-(trifluoromethyl)phenyl]propanamido]quinolin-1-ium pentachloride **10**

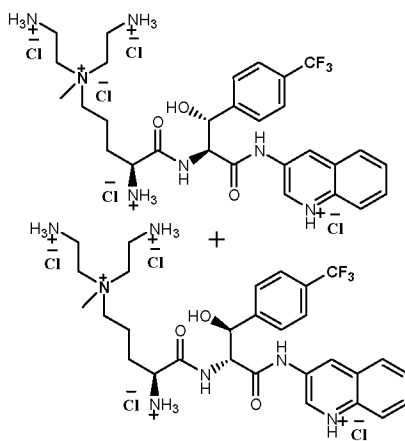
[0142] ^1H NMR (DMSO- d_6) 1.50-1.78 (m, 2H), 1.85-2.05 (m, 2H), 3.23 (s, 3H), 3.28-3.48 (m, 6H), 3.54-3.80 (m, 6H), 4.83-5.00 (m, 1H), 7.67 (s, 4H), 7.71-7.89 (m, 2H), 8.11 (dd, $J=8$ Hz, $J=8$ Hz, 2H), 8.50 (brs, 3H), 8.75 (brs, 6H), 8.99 (s, 1H), 9.33 (s, 1H), 9.43 (d, $J=8$ Hz, 1H), 11.51 (s, 1H); ^{19}F NMR (DMSO- d_6) -59.69 (s, 3F); ESIMS found for $\text{C}_{29}\text{H}_{39}\text{F}_3\text{N}_7\text{O}_2$ m/z 574 (M^+).



11

[0143] 3-[(2R)-2-[(4R)-1-N,1-N-bis(2-azaniumylethyl)-4-formamido-1-N-methylbutane-1,4-bis(aminiium)]-3-[4-(trifluoromethyl)phenyl]propanamido]quinolin-1-ium pentachloride **11**

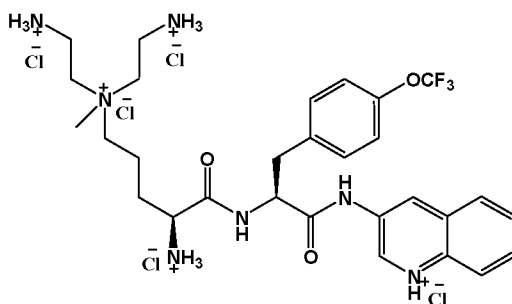
[0144] ^1H NMR (DMSO- d_6) 1.80-1.88 (m, 2H), 2.04 (brs, 1H), 2.14 (brs, 1H), 3.19 (d, $J=11\text{Hz}$, 2H), 3.3 (s, 3H), 3.38 (brs 4 H), 3.71 (brs, 6H), 3.90-3.97 (m, 1H), 4.81-4.89 (m, 1H), 7.62 (s, 1H), 7.63 (s, 1H), 7.70-7.75 (m, 1H), 7.81-7.89 (m, 3H), 8.17 (dd, $J=8\text{ Hz}$, $J=8\text{ Hz}$, 2H), 8.44 (brs, 3H), 8.71 (brs, 6H), 9.04 (s, 1H), 9.38 (s, 1H), 9.46 (d, $J=7\text{ Hz}$, 1H), 12.05 (s, 1H); ^{19}F NMR (DMSO- d_6) -60.09 (s, 3F); ESIMS found for $\text{C}_{29}\text{H}_{39}\text{F}_3\text{N}_7\text{O}_2$ m/z 574 (M+).



15

[0145] Mixture of 3-[(2S,3R)-2-[(4S)-1-N,1-N-bis(2-azaniumylethyl)-4-formamido-1-N-methylbutane-1,4-bis(aminiium)]-3-hydroxy-3-[4-(trifluoromethyl)phenyl]propanamido]quinolin-1-ium pentachloride **15a** and 3-[(2R,3S)-2-[(4S)-1-N,1-N-bis(2-azaniumylethyl)-4-formamido-1-N-methylbutane-1,4-bis(aminiium)]-3-hydroxy-3-[4-(trifluoromethyl)phenyl]propanamido]quinolin-1-ium pentachloride **15b**

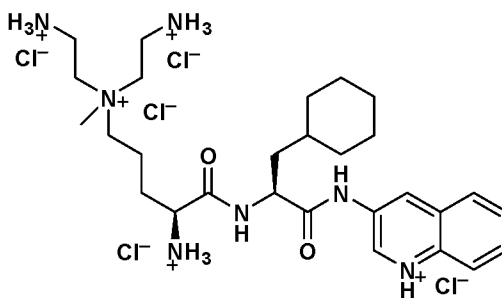
[0146] ^1H NMR (DMSO- d_6) 1.65-1.41 (m, 2H), 1.75-2.04 (m, 4H), [3.32 (s, 1st diastereoisomer); 3.22 (s, 2nd diastereoisomer), 3H], 3.34-3.45 (m, 4H), 3.67-3.76 (m, 4H), 4.00-4.08 (m, 1H), 4.91 (ddd, $J=47$ Hz, $J=9$ Hz, $J=4$ Hz, 1H), 5.47 (dd, $J=34$ Hz, $J=3$ Hz), 7.62-7.76 (m, 1H), 7.69-7.75 (m, 3H), 7.79 (d, $J=8$ Hz, 2H), 7.89 (d, $J=8$ Hz, 1H), 7.98 (d, $J=8$ Hz, 1H), 8.34-8.47 (m, 3H), 8.57-8.72 (m, 6H), 8.74 (s, 1H), 9.11 (d, $J=10$ Hz, 1H), 9.13 (s, 1H), [11.42 (s, 1st diastereoisomer); 11.15 (s, 2nd diastereoisomer), 1H]; ^{19}F NMR (DMSO- d_6) -59.95 (s, 3F, 1st diastereoisomer), -60.09 (s, 3F, 2nd diastereoisomer); ESIMS found for $\text{C}_{29}\text{H}_{39}\text{F}_3\text{N}_7\text{O}_3$ m/z 590 (M^+).



21

[0147] 3-[(2S)-2-[(4S)-1-N,1-N-bis(2-azaniumylethyl)-4-formamido-1-N-methylbutane-1,4-bis(aminium)]-3-[4-(trifluoromethoxy)phenyl]propanamido]quinolin-1-ium pentachloride **21**

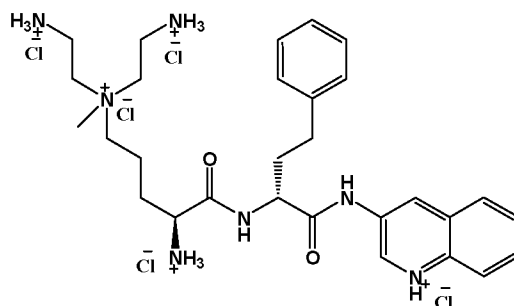
[0148] ^1H NMR (DMSO- d_6) 1.75-1.90 (brs, 2H) 1.96-2.22 (d, $J=47$ Hz, 2H), 3.08-3.18 (t, $J=13$ Hz 1H), 3.20-3.45 (m, 8H), 3.90-4.00 (brs, 1H), 4.72-4.84 (brs, 1H), 7.24-7.32 (d, $J=8$ Hz, 2H), 7.65-7.88 (m, 4H), 8.05-8.15 (brs, 2H), 8.39-8.49 (s, 3H), 8.60-8.75 (brs, 6H), 8.88-8.95 (s, 1H), 9.23-9.29 (s, 1H), 9.41-9.46 (d, $J=6$ Hz 1H), 11.69-11.77 (brs, 1H); ^{19}F NMR (DMSO- d_6) -56.09 (s, 3F); ESIMS found for $\text{C}_{29}\text{H}_{38}\text{F}_3\text{N}_7\text{O}_3$ m/z 590 (M^+).



25

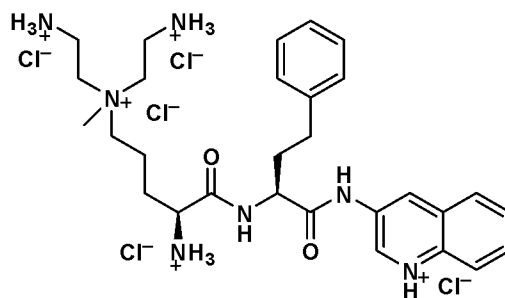
[0149] 3-[(2S)-2-[(4S)-1-N,1-N-bis(2-azaniumylethyl)-4-formamido-1-N-methylbutane-1,4-bis(aminium)]-3-cyclohexylpropanamido]quinolin-1-ium pentachloride **25**

[0150] $^1\text{H NMR}$ (DMSO- d_6) 0.89-1.03 (m, 2H), 1.12-1.25 (m, 2H), 1.48-1.58 (m, 1H), 1.59-1.88 (m, 9H), 1.97-2.16 (m, 2H), 3.29 (s, 3H), 3.33-3.47 (m, 5 H), 3.55-3.64 (m, 1H), 3.65-3.78 (m, 5H), 4.01-4.09 (m, 1H), 4.54-4.61 (m, 1H), 7.68 (dd, $J=8$ Hz, $J=8$ Hz, 1H), 7.77 (dd, $J=8$ Hz, $J=8$ Hz, 1H), 8.05-8.13 (m, 2H), 8.51 (brs, 3H), 8.69 (brs, 6H), 8.88 (s, 1H), 9.21 (brs, 2H), 11.21 (s, 1H); ESIMS found for $\text{C}_{28}\text{H}_{46}\text{N}_7\text{O}_2$ m/z 512 (M^+).

**27**

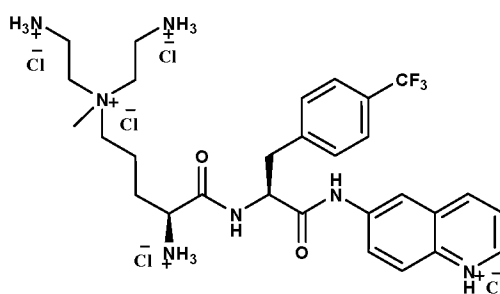
[0151] 3-[(2R)-2-[(4S)-1-N,1-N-bis(2-azaniumylethyl)-4-formamido-1-N-methylbutane-1,4-bis(aminium)]-4-phenylbutanamido]quinolin-1-ium pentachloride **27**

[0152] $^1\text{H NMR}$ (DMSO- d_6) 1.85-2.20 (m, 6H), 2.65-2.83 (m, 2H), 3.24 (s, 3H), 3.36-3.42 (m, 4H), 3.61-3.80 (m, 6H), 4.11 (brs, 1H), 4.49-4.56 (m, 1H), 7.12 (brs, 1H), 7.21-7.28 (m, 4H), 7.78 (dd, $J=8$ Hz, $J=8$ Hz, 1H), 7.90 (dd, $J=8$ Hz, $J=8$ Hz, 1H), 8.18 (d, $J=8$ Hz, 1H), 8.24 (d, $J=7$ Hz, 1H), 8.65 (brs, 3H), 8.77 (brs, 6H), 9.20 (s, 1H), 9.48 (s, 1H), 9.49 (s, 1H), 11.49 (s, 1H); ESIMS found for $\text{C}_{29}\text{H}_{42}\text{N}_7\text{O}_2$ m/z 521 (M^+).

**29**

[0153] 3-[(2S)-2-[(4S)-1-N,1-N-bis(2-azaniumylethyl)-4-formamido-1-N-methylbutane-1,4-bis(aminium)]-4-phenylbutanamido]quinolin-1-ium pentachloride **29**

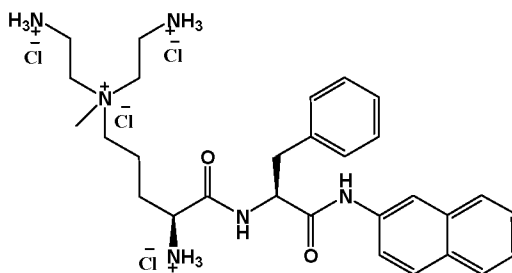
[0154] ^1H NMR (DMSO- d_6) 1.79-1.89 (m, 2H), 1.99-2.19 (m, 2H), 2.65-2.74 (m, 1H), 2.84-2.94 (m, 1H), 3.29 (s, 3H), 3.38 (brs, 4H), 3.65-3.73 (m, 5H), 3.74-3.85 (m, 1H), 4.09-4.18 (m, 1H), 4.52-4.60 (m, 1H), 7.10-7.18 (m, 1H), 7.21-7.26 (m, 2H), 7.27-7.32 (m, 2H), 7.60-7.67 (m, 1H), 7.73 (dd, $J=7$ Hz, $J=7$ Hz, 1H), 8.01-8.07 (m, 2H), 8.51 (brs, 3H), 8.64 (brs, 6H), 8.83 (s, 1H), 9.16 (s, 1H), 9.51 (d, 1H), 11.30 (s, 1H); ESIMS found for $\text{C}_{29}\text{H}_{42}\text{N}_7\text{O}_2$ m/z 520 (M^+).



47

[0155] 6-[(2S)-2-[(4S)-1-N,1-N-bis(2-azaniumylethyl)-4-formamido-1-N-methylbutane-1,4-bis(aminium)]-3-[4-(trifluoromethyl)phenyl]propanamido]quinolin-1-ium pentachloride **47**

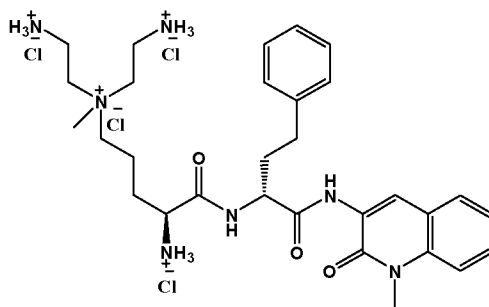
[0156] ^1H NMR (DMSO- d_6) 1.88-1.98 (m, 2H), 2.03-2.20 (m, 2H), 3.23-3.27 (m, 2H), 3.29 (s, 3H), 3.60-3.72 (m, 6H), 3.77-3.88 (m, 4H), 4.00-4.07 (m, 1H), 4.83-4.89 (m, 1H), 7.58 (d, $J=8$ Hz, 2H), 7.68-7.76 (m, 3H), 8.14 (d, $J=8$ Hz, 1H), 8.22 (d, $J=10$ Hz, 1H), 8.48 (brs, 3H), 8.51-8.71 (m, 7H), 8.75 (d, $J=8$ Hz, 2H), 9.28 (d, $J=7$ Hz, 1H), 11.05 (s, 1H); ^{19}F NMR (DMSO- d_6) -60.11 (s, 3F); ESIMS found for $\text{C}_{29}\text{H}_{39}\text{F}_3\text{N}_7\text{O}_2$ m/z 575 (M^+).



57

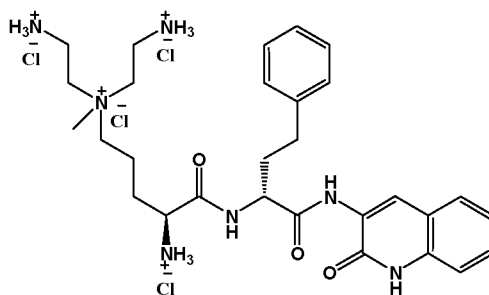
[0157] [(4S)-4-azaniumyl-4-{[(1S)-1-[(naphthalen-2-yl)carbamoyl]-2-phenylethyl]carbamoyl}butyl]bis(2-azaniumylethyl)methylazanium tetrachloride **57**

[0158] ^1H NMR (DMSO- d_6) 1.94 (brs, 2H), 2.02-2.20 (m, 2H), 3.15-3.24 (m, 2H), 3.28 (s, 3H), 3.43 (brs, 4H), 3.66 (brs, 2H), 3.74-3.89 (m, 4H), 4.04 (brs, 1H), 4.79 (brs, 1H), 7.14-7.33 (m, 3H), 7.36-7.51 (m, 4H), 7.59-7.71 (m, 1H), 7.76-7.89 (m, 3H), 8.19 (brs, 1H), 8.61 (brs, 9H), 9.14 (brs, 1H), 10.37 (brs, 1H); ESIMS found for $\text{C}_{29}\text{H}_{41}\text{N}_6\text{O}_2$ m/z 505 (M^+).

**59**

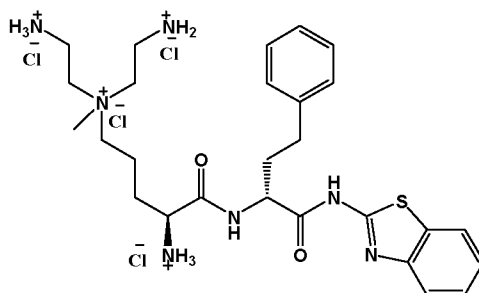
[0159] [(4S)-4-azaniumyl-4-{[(1R)-1-[(1-methyl-2-oxo-1,2-dihydroquinolin-3-yl)carbamoyl]-3-phenylpropyl]carbamoyl}butyl]bis(2-azaniumylethyl)methylazanium tetrachloride **59**

[0160] ^1H NMR (DMSO- d_6) 1.85-1.90 (m, 1H), 1.96-2.10 (m, 5H), 2.5-2.8 (m, 4H), 3.24 (s, 3H), 3.39-3.42 (m, 4H), 3.69-3.74 (m, 4H), 3.74 (s, 3H), 4.03-4.09 (m, 1H), 4.65-4.68 (m, 1H), 7.13 (brs, 3H), 7.18-7.30 (m, 6H), 7.38 (brs, 3H), 7.55 (d, $J=4$ Hz, 2H), 8.62 (s, 1H), 8.65 (brs, 3H), 9.41 (d, $J=7$ Hz, 1H), 9.66 (s, 1H); ESIMS found for $\text{C}_{30}\text{H}_{44}\text{N}_7\text{O}_3$ m/z 550 (M^+).

**61**

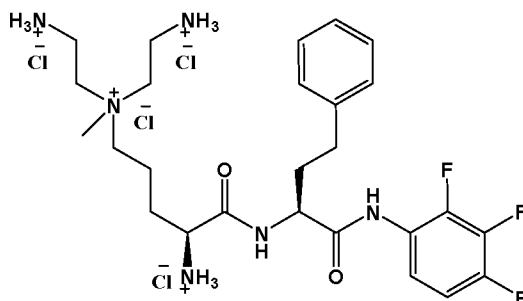
[0161] [(4S)-4-azaniumyl-4-{[(1R)-1-[(2-oxo-1,2-dihydroquinolin-3-yl)carbamoyl]-3-phenylpropyl]carbamoyl}butyl]bis(2-azaniumylethyl)methylazanium tetrachloride **61**

[0162] $^1\text{H NMR}$ (DMSO- d_6) 1.85-1.90 (m, 1H), 1.99-2.15 (m, 5H), 2.5-2.75 (m, 4H), 3.25 (s, 3H), 3.38-3.43 (m, 4H), 3.69-3.74 (m, 4H), 3.74 (s, 3H), 4.03-4.09 (m, 1H), 4.65-4.68 (m, 1H), 7.13-7.28 (m, 14H), 7.63 (d, $J=4$ Hz, 2H), 8.30 (s, 1H), 8.61 (brs, 3H), 9.47 (d, $J=7$ Hz, 1H), 9.66 (s, 1H); ESIMS found for $\text{C}_{29}\text{H}_{42}\text{N}_7\text{O}_3$ m/z 536 (M^+).

**63**

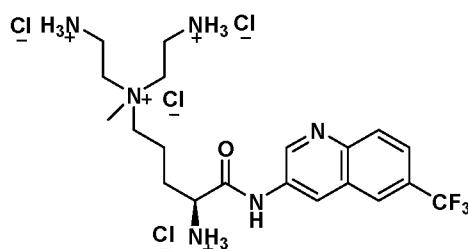
[0163] [(4S)-4-azaniumyl-4-{[(1R)-1-[(1,3-benzothiazol-2-yl)carbamoyl]-3-phenylpropyl]carbamoyl}butyl]bis(2-azaniumylethyl)methylazanium tetrachloride **63**

[0164] $^1\text{H NMR}$ (DMSO- d_6) 1.90-2.90 (m, 10H), 3.24 (s, 3H), 3.30-3.39 (m, 4H), 3.71-3.75 (m, 4H), 4.08-4.12 (m, 1H), 4.60-4.64 (m, 1H), 7.45 (t, $J=7$ Hz, 1H), 7.76 (d, $J=8$ Hz, 1H), 7.99 (d, $J=8$ Hz, 1H), 8.50 (brs, 3H), 8.61 (brs, 6H), 9.43 (d, $J=7$ Hz, 1H); ESIMS found for $\text{C}_{27}\text{H}_{40}\text{N}_7\text{O}_2\text{S}$ m/z 526 (M^+).

**67**

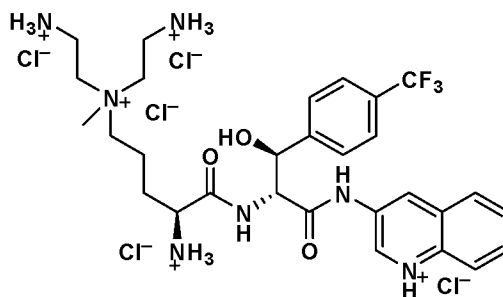
[0165] [(4S)-4-azaniumyl-4-{[(1S)-3-phenyl-1-[(2,3,4-trifluorophenyl)carbamoyl]propyl]carbamoyl}butyl]bis(2-azaniumylethyl)methylazanium tetrachloride **67**

[0166] ^1H NMR (DMSO- d_6) 1.66 (dd, $J=6$, $J=13$, 2H), 1.81-1.94 (m, 4H), 2.44-2.52 (m, 1H), 2.65-2.71 (m, 1H), 3.07 (s, 3H), 3.12-3.17, (m, 4H), 3.21-3.34 (m, 2H), 3.37-3.41 (m, 4H), 3.93-3.97 (m, 1H), 4.39 (dd, $J=7$ Hz, $J=14$ Hz, 1H), 6.99 (dd, $J=7$ Hz, $J=7$ Hz, 1H) 7.06-7.14 (m, 5H), 7.33 (dd, $J=6$ Hz, $J=14$ Hz, 1H), 8.36 (brs, 3H), 8.45-8.53 (m, 6H), 9.29 (d, $J=8$ Hz, 1H), 10.22 (s, 1H); ^{19}F NMR (DMSO- d_6) -159.95 (dd, $J=21$ Hz, $J=21$ Hz, 1F), -141.89 (d, $J=21$ Hz, 1F), -138.96 (d, $J=21$ Hz, 1F).

**133**

[0167] 3-[(4S)-1-N,1-N-bis(2-azaniumylethyl)-4-formamido-1-N-methylbutane-1,4-bis(aminiium)]-6-(trifluoromethyl)quinolin-1-ium pentachloride **133**

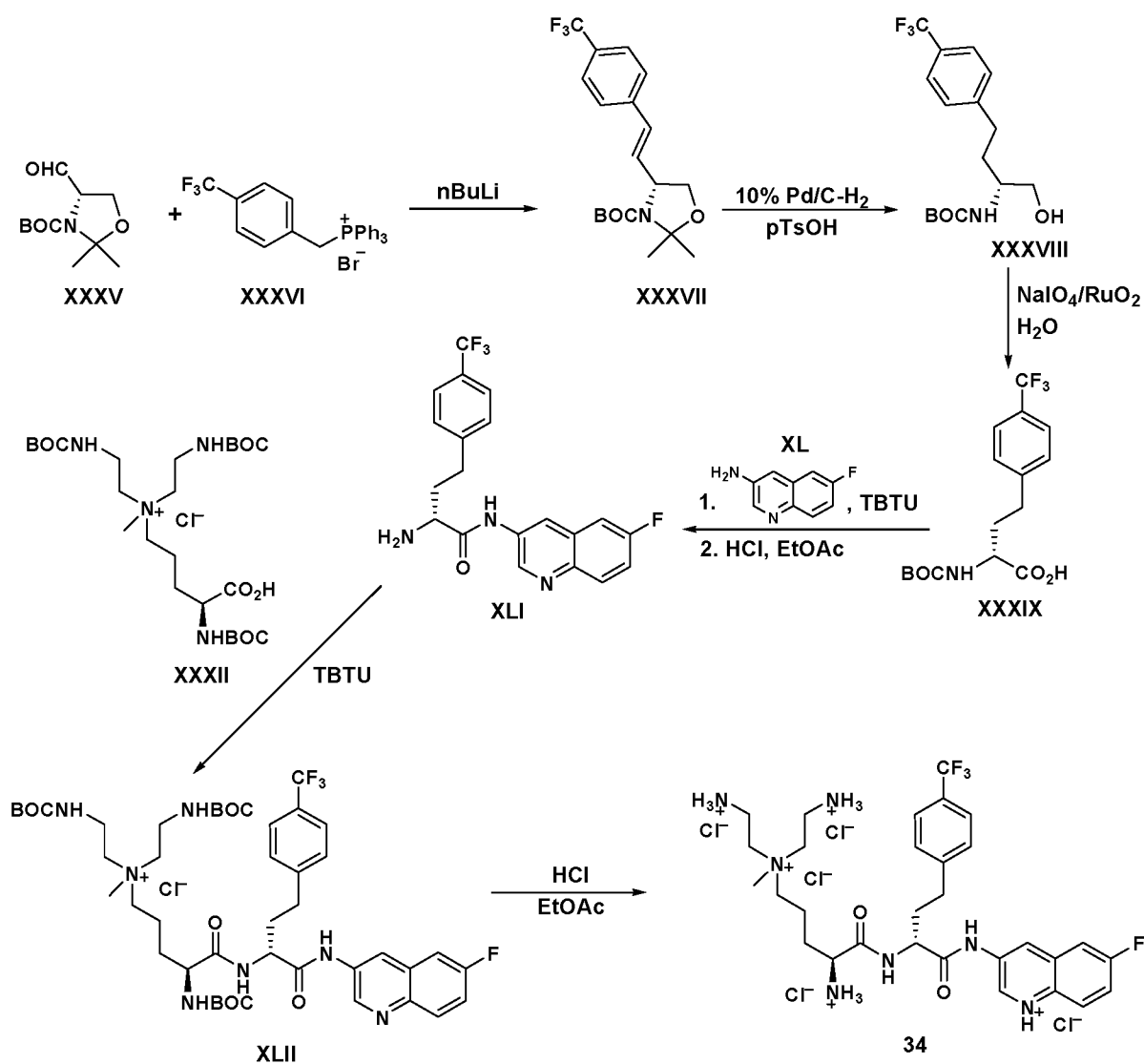
[0168] ^1H NMR (DMSO- d_6) 1.70-2.10 (m, 6H), 3.27 (s, 3H), 3.40-3.47 (m, 4H), 3.70-3.75 (m, 4H), 4.35-4.39 (m, 1H), 7.45 (d, $J=2$ Hz, 1H), 7.95 (d, $J=8$ Hz, 1H), 8.22 (d, $J=8$ Hz, 1H), 8.59 (brs, 3H), 8.72 (brs, 3H), 8.81 (brs, 3H), 9.05 (d, $J=2$ Hz, 1H), 9.39 (d, $J=2$ Hz, 1H), 12.31 (s, 1H); ESIMS found for $\text{C}_{20}\text{H}_{30}\text{N}_6\text{OF}_3$ m/z 427 (M^+).

**135**

[0169] 3-[(2R,3S)-2-[(4S)-1-N,1-N-bis(2-azaniumylethyl)-4-formamido-1-N-methylbutane-1,4-bis(aminiium)]-3-hydroxy-3-[4-(trifluoromethyl)phenyl]propanamido]quinoline-1-ium pentachloride **135**

[0170] ^1H NMR (DMSO- d_6) 1.35-1.61 (m, 2H), 1.79-2.12 (m, 4H), 3.23 (s, 3H), 3.36 (brs, 4H), 3.68 (brs, 4H), 4.24 (brs, 1H), 4.94 (dd, $J=3$ Hz, $J=9$ Hz), 1H), 5.47 (d, $J=3$ Hz, 1H), 7.63-7.72 (m, 3H), 7.73-7.82 (m, 3H), 8.03 (d, $J=8$ Hz, 1H), 8.08 (d, $J=9$ Hz, 1H), 8.40 (brs, 3H), 8.71 (brs, 6H), 8.88 (s, 1H), 9.08 (d, $J=10$ Hz, 1H), 9.28 (s, 1H), 11.48 (s, 1H); ^{19}F NMR (DMSO- d_6) -59.93 (s, 3F); ESIMS found for $\text{C}_{29}\text{H}_{39}\text{F}_3\text{N}_7\text{O}_3$ m/z 590 (M+).

[0171] Synthesis of 3-[(2R)-2-[(4S)-1-N,1-N-bis(2-azaniumylethyl)-4-formamido-1-N-methylbutane-1,4-bis(aminium)]-4-[4-(trifluoromethyl)phenyl]butanamido]-6-fluoroquinolin-1-ium pentachloride (**34**) is depicted below in scheme 3 and example 3



Scheme 3

Example 3

Step 1

[0172] To a solution of triphenyl({[4-(trifluoromethyl)phenyl]methyl}) phosphonium bromide **XXXIV** (80.2 g; 0.16 mol) in THF (640 mL) under argon and cooled to -68°C was added *n*-BuLi (100 mL; 0.56 mol; as 2.5 M solution in hexanes). After 10 minutes the reaction mixture was warmed to -40°C until the precipitate disappeared. The mixture was cooled to -68°C again and a solution of Garner's aldehyde **XXXV** (36.7 g; 0.16 mol) (obtained from L-serine) in THF (50 mL) was added dropwise over 25 minutes. The reaction was warmed to r.t. and stirred overnight before quenching with methanol (250 mL) for an additional 30 minutes. The solvent was removed under reduced pressure and the residue was then purified on a silica gel column (20:1 hexane:EtOAc) to give (*R,Z-E*)-*tert*-butyl-2,2-dimethyl-4-(4-trifluoromethylstyryl)oxazolidine-3-carboxylate **XXXVII** as a light-yellow oil (47.3 g, 0.128 mol, 80% yield). ESIMS found for C₁₉H₂₄F₃NO₃ *m/z* 372.4 (M+H).

Step 2

[0173] To a solution of the olefin **XXXVII** (47.2 g; 0.127 mol) in methanol (500 mL) was added 10 % Pd/C (4 g) and para-toluenesulfonic acid monohydrate (0.24 g; 1.27 mmol). The suspension was stirred under hydrogen at normal pressure and r.t. overnight. The mixture was filtered through Celite and concentrated under reduced pressure to produce compound **XXXVIII** as a white solid (41.7 g, 125.1 mmol, 98% yield). ESIMS found for C₁₆H₂₂F₃NO₃ *m/z* 334.3 (M+H).

Step 3

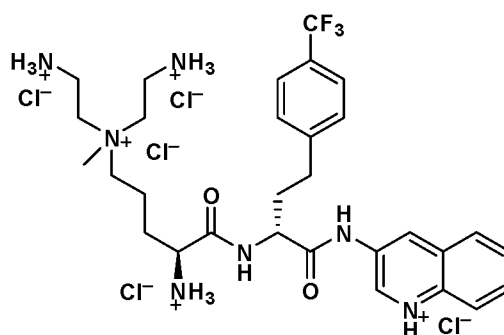
[0174] To a solution of *tert*-butyl (1*R*)-1-(hydroxymethyl)-3-[4-(trifluoromethyl)phenyl]propylcarbamate **XXXVIII** (41.3 g; 0.124 mol) in 60% aqueous acetone was added a solid sodium (meta)periodate (266 g; 1.24 mol) followed by ruthenium(II) oxide hydrate (1.65 g; 12.4 mmol). The greenish suspension was stirred for 3 h before adding propan-2-ol (500 mL) and stirring for an additional 30 min to consume excess oxidant. The resulting

suspension was filtered through Celite, and the filtrate was concentrated under reduced vacuum to give a brown oil. To the brown foam was added 1 N HCl to pH=1 extracted with EtOAc. The organic layer was washed with brine and dried with MgSO₄. The crude residue was then purified on a silica gel column (10:1 hexane:EtOAc) to obtain (2R)-2-[(*tert*-butoxycarbonyl)amino]-4-[4-(trifluoromethyl)phenyl]butanoic acid **XXXIX** (18 g; 51.8 mmol, 42% yield). ¹H NMR (CDCl₃) 1.46 (brs, 9H), 1.93-2.30 (m, 2H), 2.68-2.87 (m, 2H), 4.12-4.47 (m, 1H), 5.04-5.23 (m, 1H), 7.30 (d, J= 8 Hz, 2H), 7.55 (d, J= 8 Hz, 2H); ESIMS found for C₁₆H₂₀F₃NO₄ *m/z* 348.3 (M+H).

Step 4-7

[0175] Procedures can be found in examples 1-2. The final compound **34** was isolated as the hydrochloride salt. ¹H NMR (DMSO-d₆) 1.96-2.22 (m, 4H), 2.76-2.82 (m, 1H), 2.85-2.94 (m, 1H), 3.25 (s, 3H), 3.34-3.45 (m, 4H), 3.60-3.74 (m, 6H), 4.05-4.12 (m, 1H), 4.52-4.56 (m, 1H), 7.51 (d, 2H, J=8 Hz), 7.57 (ddd, 1H, J=3 Hz, J=9 Hz), 7.63 (d, 2H, J=8 Hz), 7.78 (dd, 1H, J=2 Hz, J=10 Hz), 8.03 (dd, 1H, J=5 Hz, J=9 Hz), 8.56 (brs, 3H), 8.67 (brs, 6H), 8.74 (s, 1H), 9.08 (s, 1H), 9.45 (d, 1H, J=8 Hz), 10.98 (s, 1H); ¹⁹F NMR (DMSO-d₆) -112.29 (s, 1F), -60.08 (s, 3F); ESIMS found for C₃₀H₄₀F₄N₇O₂ *m/z* 606.8 (M+).

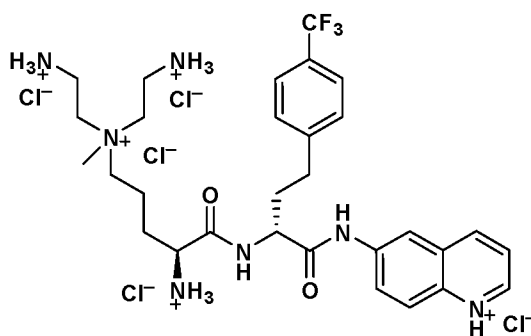
[0176] The following compound was prepared in accordance with the procedure described in the above example 3.



33

[0177] 3-[(2R)-2-[(4S)-1-N,1-N-bis(2-azaniumylethyl)-4-formamido-1-N-methylbutane-1,4-bis(aminiun)]-4-[4-(trifluoromethyl)phenyl]butanamido]quinolin-1-ium pentachloride **33**

[0178] ^1H NMR (DMSO- d_6) 1.71-2.09 (m, 6H), 2.61-2.76 (m, 2H), 3.09 (s, 3H), 3.18-3.31 (m, 4H), 3.46-3.56 (m, 2H), 3.58-3.68 (m, 4H), 3.95-4.00 (m, 1H), 4.36-4.42 (m, 1H), 7.30-7.34 (m, 2H), 7.38-7.44 (m, 2H), 7.47-7.52 (m, 1H), 7.73 (d, $J=8$ Hz, 1H), 7.82 (d, $J=9$ Hz, 1H), 8.40-8.57 (brs, 9H), 8.50 (d, $J=3$ Hz, 1H), 9.00 (d, $J=2$ Hz, 1H), 9.17 (d, $J=8$ Hz, 1H), 10.50 (s, 1H); ^{19}F NMR (DMSO- d_6) -60.06 (s, 3F); ESIMS found for $\text{C}_{30}\text{H}_{41}\text{F}_3\text{N}_7\text{O}_2$ m/z 588 (M $^+$).



46

[0179] 6-[(2R)-2-[(4S)-1-N,1-N-bis(2-azaniumylethyl)-4-formamido-1-N-methylbutane-1,4-bis(aminium)]-4-[4-(trifluoromethyl)phenyl]butanamido]quinolin-1-ium pentachloride **46**

[0180] ^1H NMR (DMSO- d_6) 2.02-2.26 (m, 6H), 2.79-2.94 (m, 2H), 3.28 (s, 3H), 3.39-3.45 (m, 4H), 3.65-3.76 (m, 2H), 3.78-3.88 (m, 4H), 4.11-4.18 (m, 1H), 4.52-4.58 (m, 1H), 7.50 (d, $J=8$ Hz, 2H), 7.57 (d, $J=8$ Hz, 2H), 7.68-7.75 (m, 1H), 7.82 (t, $J=12$ Hz, 1H), 8.19-8.24 (m, 2H), 8.52 (s, 1H), 8.64 (brs, 3H), 8.77 (brs, 6H), 8.92 (s, 1H), 9.38 (d, $J=8$ Hz, 1H), 10.72 (s, 1H); ^{19}F NMR (DMSO- d_6) -60.10 (s, 3F); ESIMS found for $\text{C}_{30}\text{H}_{41}\text{F}_3\text{N}_7\text{O}_2$ m/z 589.6 (M $^+$).

[0181] Synthesis of 3-[(2S)-2-[(4S)-1-N,1-N-bis(2-azaniumylethyl)-4-formamido-1-N-methylbutane-1,4-bis(aminium)]-2-(naphthalen-2-yl)acetamido]quinolin-1-ium pentachloride (**26**) is depicted below in scheme 4 and example 4

Step 2

[0183] A solution of 5-(naphthalen-2-yl)imidazolidine-2,4-dione **XLIV** (31.3 g, 138.4 mmol) in 16 % NaOH (700 ml) was refluxed for 2 h before the hot mixture was filtrated. The solution was cooled to r.t., washed EtOAc (2x) and acidified to pH 1.5 with 6 M HCl. The precipitate was filtered, washed with 1 M HCl and dried in electric heater. The product **XLV** was isolated as a grey solid (20.1 g, 99.9 mmol) and used directly in the next step. ESIMS found for $C_{12}H_{11}NO_2$ m/z 202 (M+H).

Step 3

[0184] A suspension of crude 2-amino-2-(naphthalen-2-yl)acetic acid **XLV** (20.1 g, 99.9 mmol) in water was alkalinized to pH=12 with 2 M NaOH before adding acetic anhydride (28.4 ml, 300 mmol). The mixture was stirred overnight at r.t. The reaction mixture was acidified to pH=2 with 6 M HCl and filtered to produce acetylated product as white crystals **XLVI** (17.2 g, 70.7 mmol, 70.8% yield) which were used in the next step. ESIMS found for $C_{14}H_{13}NO_3$ m/z 242 (M-H).

Step 4

[0185] To a solution of 2-acetamido-2-(naphthalen-2-yl)acetic acid **XLVI** (5 g, 20.6 mmol) and potassium carbonate (pH=8-9) in water (6L) heated to 45°C while sparged by argon. To the suspension was added acylase (1 g) from *Aspergillus melleus* and the mixture was heated at 45°C for 5 days under argon. The precipitate containing (80 % L-isomer and 20% D-isomer) **XLVII** (2.4 g, 11.7 mmol) was filtered and washed with water and ethyl ether. Filtrate was concentrated and acidified to pH=1 and the acetyl-D-isomer was extracted ethyl acetate. The EtOAc was washed with water, dried over $MgSO_4$ and evaporated to yield a grey solid as a mixture of acetyl-D-isomer and acetyl-L-isomer (2.2 g). ESIMS found for $C_{12}H_{11}NO_2$ m/z 202 (M+H).

Step 5

[0186] To a solution of (2S)-2-amino-2-(naphthalen-2-yl)acetic acid (4:1 L:D) **XLVII** (1.2 g, 5.7 mmol) in water (20 mL) was added K_2CO_3 until pH=10 followed by a solution of Boc_2O (1.4 g, 6.3 mmol) in acetone (15 mL). The mixture was stirred at r.t.

overnight while maintaining the pH=10 with additions of K₂CO₃. The acetone was then removed under vacuum. The remaining aqueous solution was alkalized to pH=12, washed 2 x diethyl ether, acidified with to pH=2, washed DCM (4x), washed with brine and dried over MgSO₄. The solvent was removed under reduced pressure to obtain the product as a white solid **XLVIII** (1.07 g, 3.54 mmol, 62% yield). ESIMS found for C₁₇H₁₉N₀₄ *m/z* 300 (M-H).

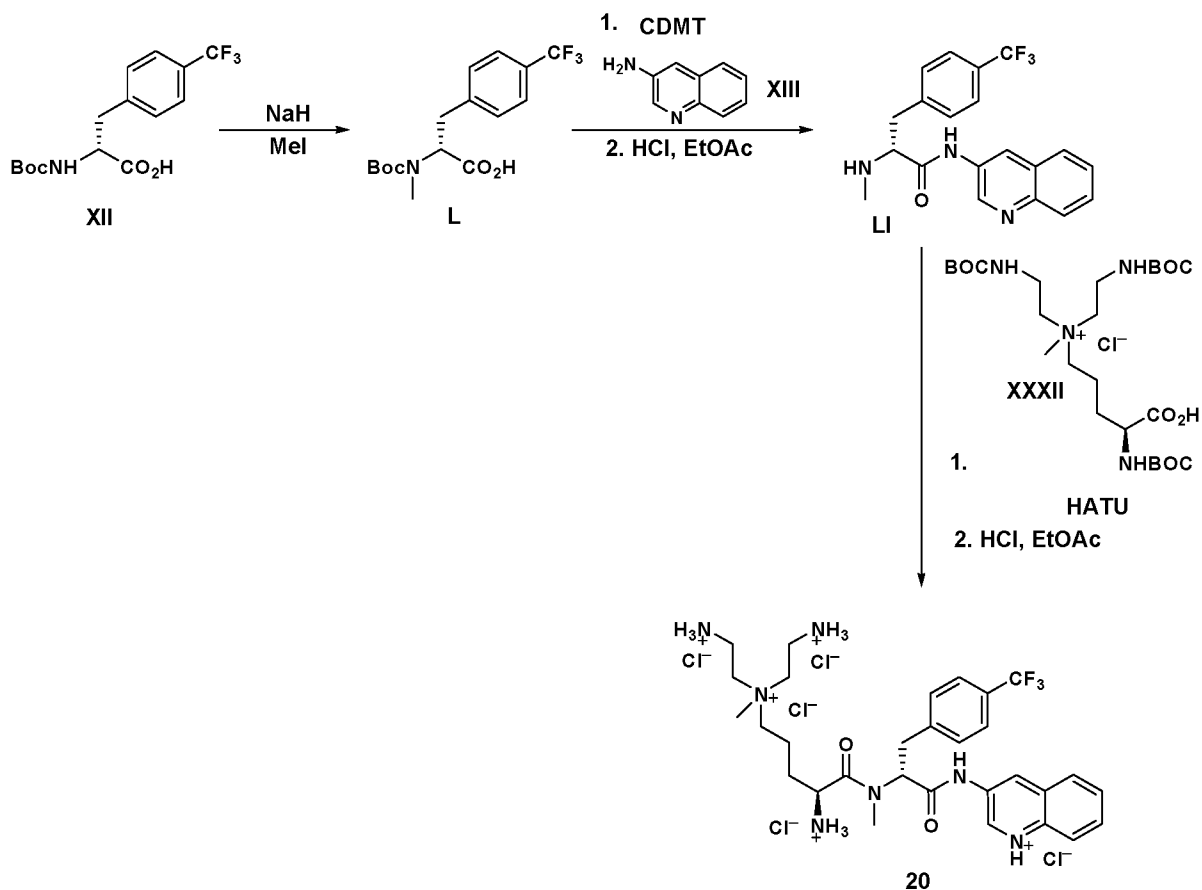
Step 6

[0187] To a solution of CDMT (683 mg, 3.9 mmol) in DCM (20 mL) cooled to 0°C was added N-methylmorpholine (0.43 ml, 3.9 mmol) and stirred for 10 min. (2S)-2-{{(*tert*-butoxy)carbonyl}amino}-2-(naphthalen-2-yl)acetic acid **XLVIII** (1.07 g, 3.54 mmol) was added and the solution stirred for another 40 min. 3-aminoquinoline (562 mg, 3.89 mmol) was then added and the mixture stirred at r.t. overnight. The reaction mixture was washed with 1 M aqueous K₂CO₃, 1 M aqueous HCl (2x), brine and dried over anhydrous MgSO₄. The solvent was removed under reduced pressure and the product recrystallized from chloroform/hexane to obtain **XLVIX** as a white solid (1.35 g, 3.15 mmol, 88% yield). ESIMS found for C₂₆H₂₅N₃O₃ *m/z* 428 (M+H).

Step 7-9

[0188] Procedures can be found in examples 1-3. The final compound **26** was isolated as the hydrochloride salt. ¹H NMR (DMSO-d₆) 1.81-1.94 (m, 2H), 1.98-2.14 (m, 2H), [3.30 (s, 1st diastereoisomer); 3.31 (s, 2nd diastereoisomer), 3H), 3.38 (brs, 4H), 3.59-3.63 (m, 4H), 3.67-3.75 (m, 6H), 4.14 (brs, 2H), [5.95 (d, J=7 Hz 1st diastereoisomer); 5.99 (d, J=8 Hz 2nd diastereoisomer), 1H), 7.49-7.52 (m, 3H), [7.64 (m, 2nd diastereoisomer); 7.74-7.81 (m, 1st diastereoisomer), 3H], [7.87-7.89 (m, 2nd diastereoisomer); 7.90-7.97 (m, 1st diastereoisomer), 3H], [8.03-8.07 (m, 2nd diastereoisomer); 8.08-8.12 (m, 1st diastereoisomer), 2H], [8.14 (s, 2nd diastereoisomer); 8.18 (s, 1st diastereoisomer), 1H], [8.56 (brs, 1st diastereoisomer); 8.61 (brs, 2nd diastereoisomer), 3H], 8.71 (brs, 6H), [9.28 (s, 1st diastereoisomer); 9.32 (s, 2nd diastereoisomer), 1H], [9.60 (d, J=6 Hz, 1st diastereoisomer), 9.70 (d, J=7 Hz, 2nd diastereoisomer), 1H], [11.80 (s, second diastereoisomer); 11.84 (s, 1st diastereoisomer), 1H]; ESIMS found for C₃₁H₄₀N₇O₂ *m/z* 542 (M+).

[0189] Synthesis of 3-[(2R)-2-[(4S)-1-N,1-N-bis(2-azaniumylethyl)-1-N-methyl-4-(N-methylformamido)butane-1,4-bis(aminium)]-3-[4-(trifluoromethyl)phenyl]propanamido]quinolin-1-ium pentachloride (**20**) is depicted below in scheme 5 and example 5.



Scheme 5

Example 5

Step 1

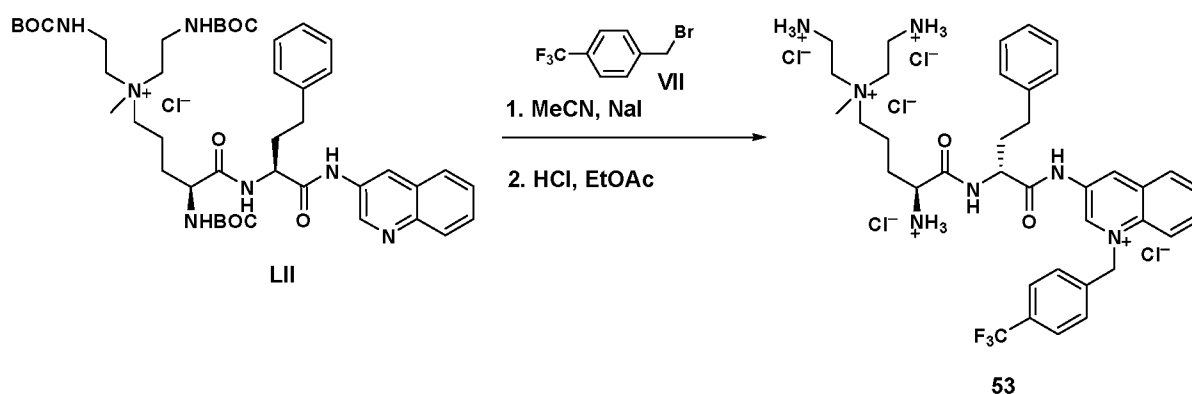
[0190] To a solution of (2R)-2-[(*tert*-butoxycarbonyl)amino]-3-[4-(trifluoromethyl)phenyl]propanoic acid **XII** (1 g, 3 mmol) in dry THF (10 mL) was added sodium hydride (60% suspension in mineral oil) (0.72 g, 18 mmol; 6 eq. of pure NaH) in portions. Methyl iodide (1.12 mL, 18 mmol) was then added and the mixture was stirred at r.t. for 3 days. The mixture was then treated with water before removing the THF under

reduced pressure. The aqueous phase was acidified and extracted EtOAc (2x). The combined EtOAc was washed with sodium thiosulfate, dried and evaporated under reduced pressure. The residue was crystallized to produce (2R)-2-[(*tert*-butoxycarbonyl) (methyl)amino]-3-[4-(trifluoromethyl)phenyl]-propanoic acid **L** (0.73 g, 2 mmol, 70% yield).

Step 2-5

[0191] Procedures can be found in examples 1-4. The final compound **20** was isolated as the hydrochloride salt. ^1H NMR (DMSO- d_6) 1.0 (t, $J=7$ Hz, 1H); 1.1-1.3 (m, 4H); 1.8-1.9 (m, 2H); 3.01 (s, 3H); 3.1 (s, 3H); 3.13-3.21 (m, 1H); 3.26-3.33 (m, 7H); 4.20-4.27 (m, 1H) 5.43-5.49 (m, 1H); 7.49-7.55 (m, 3H) 7.59-7.63 (m, 3H), 7.83-7.91 (m, 2H) 8.31-8.41 (brs, 3H); 8.47-8.53 (brs, 6H); 8.66 (s, 1H); 9.06 (s, 1H); 10.59 (s, 1H); ^{19}F NMR (DMSO- d_6) -112.29 (s, 1F), -60.53 (s, 3F); ESIMS found for $\text{C}_{30}\text{H}_{41}\text{F}_3\text{N}_7\text{O}_2$ m/z 588.5 (M+).

[0192] Synthesis of 3-[(2R)-2-[(4S)-1-N,1-N-bis(2-azaniumylethyl)-4-formamido-1-N-methylbutane-1,4-bis(aminium)]-4-phenylbutanamido]-1-{[4-(trifluoromethyl)phenyl]methyl}quinolin-1-ium pentachloride (**53**) is depicted below in scheme 6 and example 6.



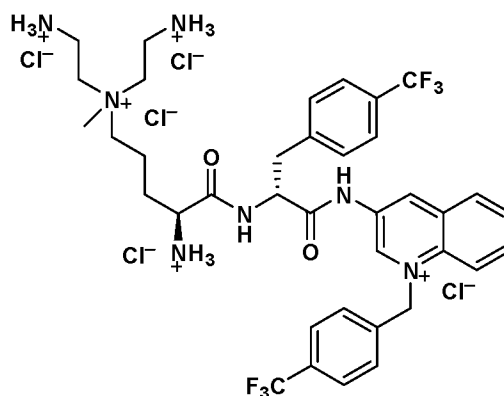
Scheme 6

Example 6

[0193] To a solution of *tert*-butyl N-(2-{[(4S)-4-{[(*tert*-butoxy)carbonyl]amino}-4-{[(1S)-3-phenyl-1-[(quinolin-3-yl)carbamoyl]propyl]carbamoyl}butyl](2-{[(*tert*-butoxy)carbonyl]amino}ethyl)methylazaniumyl}ethyl)carbamate chloride **LII** (0.27 g, 0.3 mmol) in

acetonitrile was added 4-(trifluoromethyl)benzyl bromide **VII** (0.52 g, 2.1 mmol) and a catalytic amount of NaI. The mixture was stirred at r.t. for 7-10 days. Acetonitrile was removed under reduced pressure and the residue was treated with 3.5 M HCl in EtOAc. The precipitate was filtered, washed with diethyl ether and purified on preparative HPLC to produce the desired compound **53** (40 mg, 0.05 mmol, 18% yield). ^1H NMR (DMSO- d_6) 1.74-2.00 (m, 3H), 2.02-2.30 (m, 4H), 2.62-3.08 (m, 2H), 3.54-4.06 (m, 9H), 4.09-4.31 (m, 1H), 4.46-4.71 (m, 1H), 6.43-6.68 (m, 2H), 7.06-7.45 (m, 6H), 7.57 (d, $J=8$ Hz, 2H), 7.76 (d, $J=8$ Hz, 2H), 7.86-8.13 (m, 2H), 8.27-8.40 (m, 1H), 8.42-8.81 (m, 9H), 9.38-9.45 (m, 1H), 9.57-9.73 (m, 1H), 9.95 (brs, 1H), 11.89 (brs, 1H); ^{19}F NMR (DMSO- d_6) -60.51 (s, 3F); ESIMS found for $\text{C}_{37}\text{H}_{48}\text{F}_3\text{N}_7\text{O}_2$ m/z 678 (M-H).

[0194] The following compound was prepared in accordance with the procedure described in the above example 6.

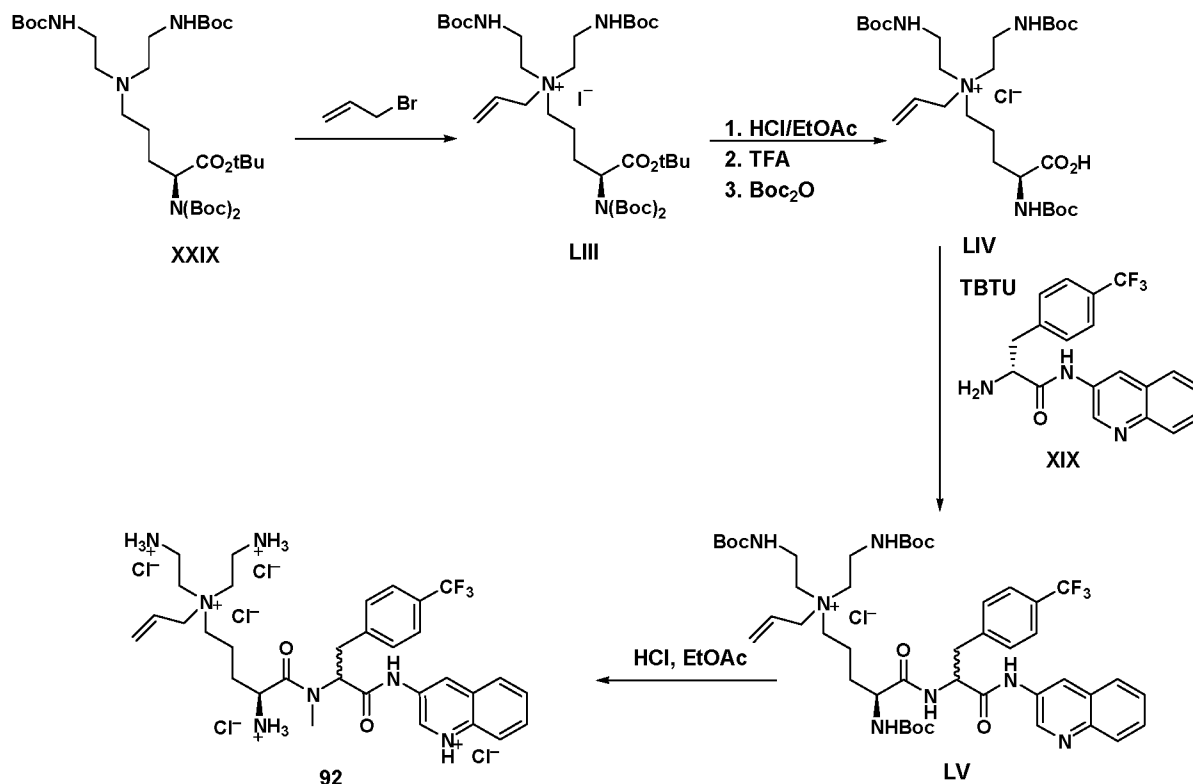


54

[0195] 3-[(2R)-2-[(4S)-1-N,1-N-bis(2-azaniumylethyl)-4-formamido-1-N-methylbutane-1,4-bis(aminium)]-3-[4-(trifluoromethyl)phenyl]propanamido]-1-[4-(trifluoromethyl)phenyl]methyl}quinolin-1-ium pentachloride **54**

[0196] ^1H NMR (DMSO- d_6) 1.56 (brs, 1H), 1.70 (brs, 1H), 1.94 (brs, 2H), 3.00-3.09 (m, 1H), 3.10-3.16 (m, 1H), 3.24 (s, 3H), 3.17 (brs, 6H), 3.40 (brs, 4H), 3.99 (brs, 4H), 4.96 (brs, 4H), 6.55 (s, 2H), 7.60-7.67 (m, 2H), 7.69-7.71 (m, 2H), 7.72-7.82 (m, 4H), 7.92-8.00 (m, 1H), 8.05-8.12 (m, 1H), 8.45 (d, $J=9$ Hz, 1H), 8.48 (d, $J=8$ Hz, 1H), 8.54 (brs, 2H), 8.70 (brs, 5H), 9.50 (brs, 1H), 9.54 (d, $J=7$ Hz, 1H), 10.16 (s, 1H), 12.11 (s, 1H); ^{19}F NMR (DMSO- d_6) -59.93 (s, 3F), -60.54 (s, 3F); ESIMS found for $\text{C}_{37}\text{H}_{45}\text{F}_6\text{N}_7\text{O}_2$ m/z 367 (M/2+1).

[0197] Synthesis of 3-{2-[(4S)-1-N,1-N-bis(2-azaniumylethyl)-4-(N-methylformamido)-1-N-(prop-2-en-1-yl)butane-1,4-bis(aminium)]-3-[4-(trifluoromethyl)phenyl]propanamido}quinolin-1-ium pentachloride (**92**) is depicted below in scheme 7 and example 7.



Scheme 7

Example 7

Step 1

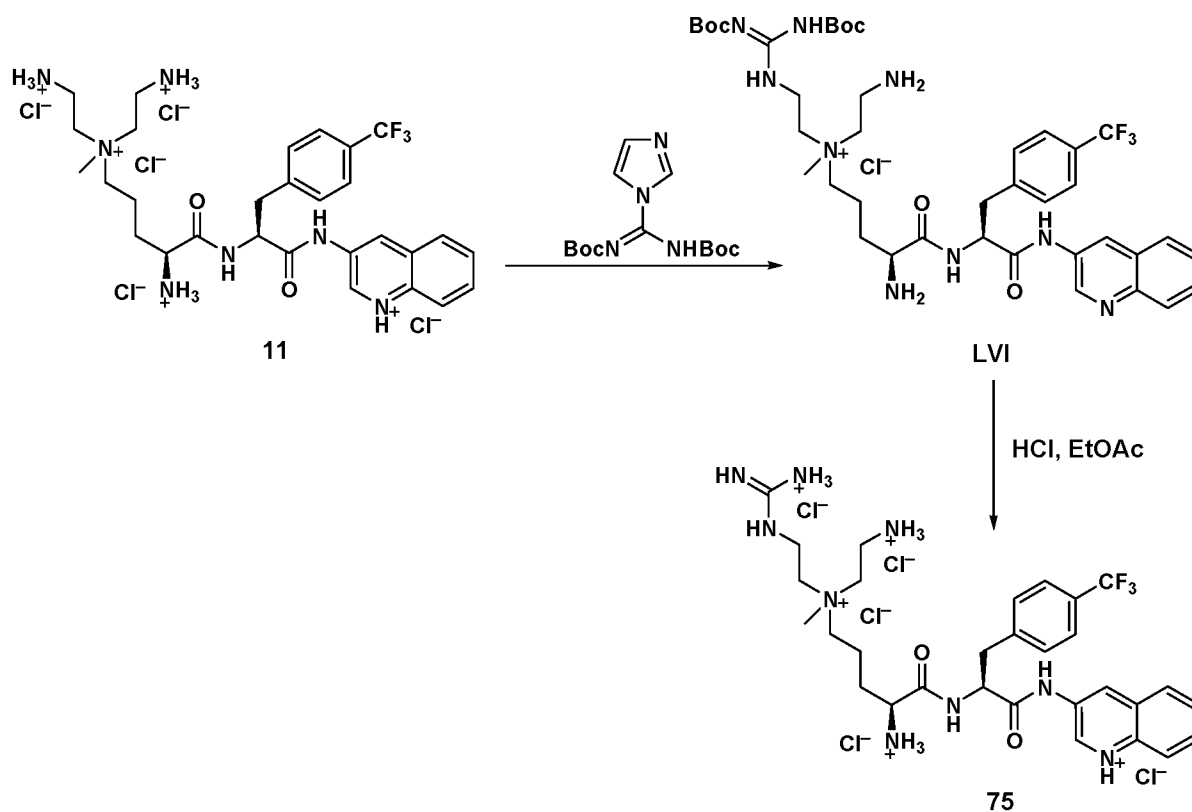
[0198] To a solution of *tert*-butyl (2S)-5-[bis(2-{{[(*tert*-butoxy)carbonyl]amino}ethyl)amino]-2-{{bis[(*tert*-butoxy)carbonyl]amino}pentanoate **XXIX** (2 g, 3 mmol) in allyl bromide (2.5 mL, 30 mmol) was added DIPEA (5 mL, 30 mmol) and stirred at r.t. for 8 days. Reaction mixture was concentrated under reduced pressure and the residue was then purified

on a silica gel column (100:1→50:1 DCM:MeOH) to give compound **LIII** as yellow oil. (1.8 g, 2.26 mmol, 75% yield). ESIMS found for $C_{36}H_{67}N_4O_{10}$ m/z 715 (M+).

Step 2-6

[0199] Procedures can be found in examples 1-4. The final compound **92** was isolated as the hydrochloride salt. 1H NMR (DMSO- d_6) 1.40- 1.61 (m, 2H), 1.84- 2.03 (m, 2H), 3.19 (brs, 6H), 3.40 (brs, 2H), 3.73 (brs, 2H), 4.03- 4.04 (m, 2H), 4.62- 4.72 (m, 1H), 5.41- 5.63 (m, 2H), 5.89- 5.96 (m, 1H), 7.44- 7.50 (m, 4H), 7.57-7.64 (m, 2H), 7.83-7.91 (m, 2H), 8.21 (s, 3H, 2nd diastereoisomer), 8.27 (s, 3H, 1st diastereoisomer), 8.50 (s, 6H), 8.71 (s, 1H, 2nd diastereoisomer), 8.73 (s, 1H, 1st diastereoisomer), 9.07 (d, J=6 Hz, 1H), 9.17 (s, 1H, 2nd diastereoisomer), 9.19 (s, 1H, 1st diastereoisomer), 11.28 (s, 1H, 2nd diastereoisomer), 11.633 (s, 1H, 1st diastereoisomer); ^{19}F NMR (DMSO- d_6) -60.09 (1st diastereoisomer), -59.97 (2nd diastereoisomer); ESIMS found for $C_{31}H_{44}F_3N_7O_2$ m/z 601 (M+).

[0200] Synthesis of 3-[(2S)-2-[(4S)-1-N-(2-azaniumylethyl)-1-N-{2-[(azaniumylmethanimidoyl)amino]ethyl}-4-formamido-1-N-methylbutane-1,4-bis(aminium)]-3-[4-(trifluoromethyl)phenyl]propanamido]quinolin-1-ium pentachloride (**75**) is depicted below in scheme 8 and example 8.



Scheme 8

Example 8Step 1

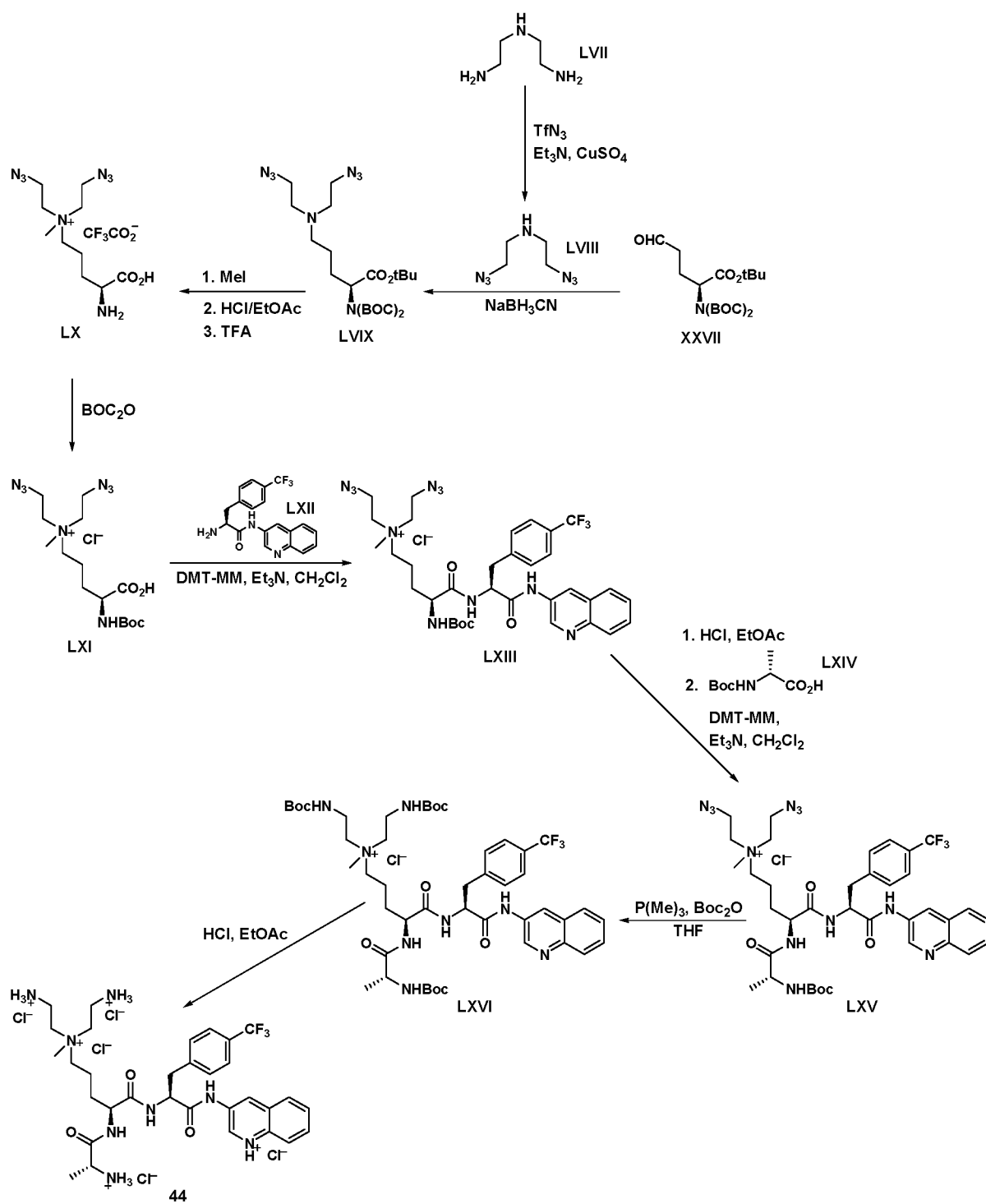
[0201] To a solution of 3-[(2S)-2-[(4S)-4-amino-N,N-bis(2-azaniumylethyl)-4-formamido-N-methylbutan-1-aminium]-3-[4-(trifluoromethyl)phenyl]propanamido]quinolin-1-ium pentachloride **11** (500 mg, 0.66 mmol) in MeOH/THF (5 mL/5 mL) was added Et₃N (0.51 mL, 3.64 mmol). To this mixture was added *tert*-butyl N-[(1Z)-{[(*tert*-butoxy)carbonyl]imino}(1H-imidazol-1-yl)methyl]carbamate (205 mg, 0.66 mmol) dissolved in MeOH/THF (1.5 mL/1.5 mL) dropwise. The mixture was stirred at r.t. for 15 days removing the solvent under reduced pressure. The residue was purified by preparative HPLC to produce compound **LVI** as a white solid (188 mg, 0.22 mmol, 33 % yield)

Step 2

[0202] *tert*-Butyl N-[(1E)-[(2-{[(4S)-4-amino-4-{[(1S)-1-[(quinoline-3-yl)carbamoyl]-2-[4-(trifluoromethyl)phenyl]ethyl]carbamoyl}butyl](2-aminoethyl)

methylazaniumyl}ethyl)amino)({[(*tert*-butoxy)carbonyl]amino})methylidene] carbamate chloride **LVI** (188 mg, 0.22 mmol) was treated with HCl (5 mL) (3 M solution in EtOAc) at r.t. for 1 hour. Diethyl ether (5 mL) was then added and the reaction mixture was then filtered. The solid was washed with diethyl ether (30 mL) to give the desired product **75** as a white solid (175 mg, 0.21 mmol, 95 % yield). ¹H NMR (DMSO-d₆) 1.88-1.98 (m, 2H), 2.03-2.23 (m, 2H), 3.03-3.09 (m, 1H), 3.25-3.28 (m, 1H), 3.34 (s, 3H), 3.54-3.70 (m, 1H), 3.72-3.85 (m, 4H), 3.89-3.98 (m, 2H), 4.01-4.08 (m, 1H), [4.66 (brs, 2nd diastereoisomer), 4.90 (s, 1st diastereoisomer), 1H], 7.61-7.77 (m, 7H), 7.82-7.87 (m, 4H), 8.10-8.18 (m, 2H), 8.19-8.29 (m, 1H), 8.49 (brs, 3H), 8.78 (brs, 4H), 8.94 (s, 1H), 9.33 (s, 1H), 9.39-9.47 (m, 1H), [11.56 (s, 2nd diastereoisomer); 11.70 (s, 1st diastereoisomer), 1H]; ¹⁹F NMR (DMSO-d₆) [-59.98 (s, 2nd diastereoisomer); -60.07 (s, 1st diastereoisomer), 3F]; ESIMS found for C₃₀H₄₁F₃N₉O₂ *m/z* 616 (M+).

[0203] Synthesis of 3-[(2S)-2-[(4S)-N,N-bis(2-azaniumylethyl)-4-formamido-4-[(1R)-1-formamidoethan-1-aminium]-N-methylbutan-1-aminium]-3-[4-(trifluoromethyl)phenyl]propanamido]quinolin-1-ium pentachloride (**44**) is depicted below in scheme 9 and example 9.



Scheme 9

Example 9

Step 1

[0204] To a solution of bis(2-aminoethyl)amine **LVII** (5.0 g, 0.05 mole) in a mixture of water (60 mL) and methanol (160 mL) was added a catalytic amount of CuSO₄ (100 mg) and TEA (20.2 g, 0.20 mole). To this mixture was then added dropwise a solution of triflic azide prepared from trifluoromethanesulfonic anhydride (52.8 g, 0.19 mole) (prepared according to *Tetrahedron Lett.* **1996**, *37*, 6029). The mixture was stirred at r.t. for 48 h before the solvent was removed under reduced pressure. The residue was then purified on a silica gel column (1:2 hexane:EtOAc→100% EtOAc→1:1 EtOAc:MeOH) to product the bis(2-azidoethyl)amine **LVIII** (7.60 g, 0.049 mole, 98% yield). ¹H NMR (CDCl₃) 2.84 (t, J=6 Hz, 4H), 3.48 (t, J=6 Hz, 4H); ESIMS found for C₄H₉N₇ *m/z* 156 (M+H).

Step 2-6

[0205] Performed according to procedures listed in example 2.

Step 7

[0206] To a solution of (2S)-2-amino-N-(quinolin-3-yl)-3-[4-(trifluoromethyl)phenyl]propanamide **LXII** (1.54 g, 3.6 mmol) in DCM (20 mL) was added TEA (1.0 mL, 7.2 mmol) and stirred until the mixture became homogeneous. This solution was then added to the mixture of compound **LXI** (2.25 g, 5.5 mmol) and DMT-MM (1.60 mg, 6.0 mmol) in DCM (30 mL). The reaction was stirred at r.t. for 40 h. The solution was washed with water, dried over Na₂SO₄ and concentrated under reduced pressure. The residue was then purified on a silica gel column with (100% EtOAc→1:1 EtOAc:MeOH→5:1 MeOH:NH₃) to afford compound **LXIII** (1.16 g, 0.16 mmol, 30% yield). ¹H NMR (DMSO-d₆) 1.34 (s, 9H), 1.39-1.41 (m, 2H), 1.62-1.70 (m, 4 H), 3.03 (s, 3H), 3.34-3.39 (m, 2H), 3.51-3.53 (m, 4H), 3.88-3.91 (m, 4H), 4.00-4.04 (m, 1H), 4.70-4.75 (m, 1H), 6.68 (brs, 1H), 7.04 (d, J=8 Hz, 1H), 7.30 (brs, 1H), 7.55-7.66 (m, 6H), 7.88 (d, J=8 Hz, 1H), 7.95 (d, J=8 Hz, 1H), 8.69 (s, 1H), 9.06 (s, 1H); ESIMS found for C₃₄H₄₃N₁₁O₄F₃ *m/z* 726 (M+).

Step 8

[0207] Compound **LXIII** (500 mg, 0.67 mmol) was treated with HCl/AcOEt (5 M solution, 10 mL) at r.t. overnight. The solvent was evaporated, the residue was treated

with diethyl ether and the solid was filtered to produce crude product as a hydrochloride salt. The salt was suspended in DCM (10 mL) and treated with TEA (0.2 mL, 1.5 mmol) with stirring until the mixture became homogeneous. This solution was added to the mixture of (2R)-2-[[*tert*-butoxy]carbonyl]amino}propanoic acid **LXIV** (140 mg, 0.7 mmol) and DMT-MM (260 mg, 0.8 mmol) in DCM (10 mL). It was stirred at r.t. for 48 h before the solution was washed with water, dried over Na₂SO₄ and concentrated under reduced pressure. The residue was then purified on a silica gel column with (100% EtOAc→1:1 EtOAc:MeOH→5:1 MeOH:NH₃) to afford compound **LXV** (390 mg, 0.45 mmol, 67% yield). ¹H NMR (DMSO-d₆) 1.32 (d, J=7 Hz, 3H), 1.35 (s, 9H), 1.40-1.43 (m, 2H), 1.65-1.70 (m, 4H), 3.08 (s, 3H), 3.36-3.41 (m, 2H), 3.55-3.58 (m, 4H), 3.88-3.95 (m, 4H), 4.03-4.09 (m, 1H), 4.62-4.67 (m, 1H), 4.68-4.76 (m, 1H), 6.69 (brs, 1H), 7.04 (d, J=8 Hz, 1H), 7.31 (brs, 2H), 7.53-7.66 (m, 6H), 7.88 (d, J=8 Hz, 1H), 7.99 (d, J=8 Hz, 1H), 8.69 (s, 1H), 9.09 (s, 1H); ESIMS found for C₃₇H₄₈N₁₂O₅F₃ *m/z* 797 (M⁺).

Step 9

[0208] To a solution of compound **LXV** (340 mg, 0.43 mmol) in a mixture of THF (50 mL) and water (1 mL) was added PMe₃ (1 M solution in THF, 2.0 mL, 1.72 mmol) and Boc₂O (380 mg, 1.8 mmol). The mixture was stirred at r.t. overnight before the solvent was removed under reduced pressure. The residue was then purified on a silica gel column (100% EtOAc→5:1 EtOAc:MeOH→5:1 MeOH:NH₃) to afford compound **LXVI** (110 mg, 0.11 mmol, 25% yield). ¹H NMR (DMSO-d₆) 1.33 (d, J=7 Hz, 3H), 1.35 (s, 9H), 1.39 (s, 18H), 1.54-1.62 (m, 2H), 1.66-1.84 (m, 4H), 3.23 (s, 3H), 3.26-3.41 (m, 10H), 3.98-4.01 (m, 1H), 4.32-4.38 (m, 1H), 4.60-4.65 (m, 1H), 6.70 (brs, 1H), 7.27 (brs, 2H), 7.53-7.66 (m, 9H), 7.86 (d, J=8 Hz, 1H), 7.94 (d, J=8 Hz, 1H), 8.72 (s, 1H), 9.12 (s, 1H); ESIMS found for C₄₇H₆₈N₈O₉F₃ *m/z* 945 (M⁺).

Step 10

[0209] Compound **LXVI** (110 mg, 0.11 mmol) was treated with HCl/EtOAc (5 M solution, 8 mL) at r.t. overnight. The solvent was evaporated and the residue was treated with diethyl ether and filtered to yield compound **44** as the hydrochloride salt (70 mg, 0.10

mmol, 93% yield). ¹H NMR (DMSO-d₆) 1.33 (d, J=7 Hz, 3H), 1.22-1.30 (m, 2H), 1.60-1.68 (m, 4H), 3.04 (s, 3H), 3.27-3.31 (m, 2H), 3.35-3.38 (m, 4H), 3.60-3.66 (m, 4H), 3.93-4.01 (m, 1H), 4.38-4.40 (m, 1H), 4.76-4.78 (m, 1H), 7.60-7.67 (m, 6H), 7.97-7.80 (m, 2H), 8.25 (brs, 3H), 8.58 (brs, 3H), 8.68 (s, 1H), 8.84-8.90 (m, 2H), 9.04 (s, 1H), 10.91 (s, 1H); ESIMS found for C₃₂H₄₄N₈O₃F₃ m/z 645 (M⁺).

Methods of treatment

[0210] Some embodiments include a method of inhibiting a bacterial efflux pump comprising administering to a subject infected with a bacteria, a compound according to any of the structures described above. Other embodiments include a method of treating or preventing a bacterial infection comprising administering to a subject infected with a bacteria or subject to infection with a bacterial a compound according to any of the structures described above in combination with another anti-bacterial agent.

Microbial Species

[0211] The microbial species to be inhibited through the use of efflux pump inhibitors, such as the above-described EPIs, can be from other bacterial groups or species, such as one of the following: *Pseudomonas aeruginosa*, *Pseudomonas fluorescens*, *Pseudomonas acidovorans*, *Pseudomonas alcaligenes*, *Pseudomonas putida*, *Stenotrophomonas maltophilia*, *Burkholderia cepacia*, *Aeromonas hydrophilia*, *Escherichia coli*, *Citrobacter freundii*, *Salmonella typhimurium*, *Salmonella typhi*, *Salmonella paratyphi*, *Salmonella enteritidis*, *Shigella dysenteriae*, *Shigella flexneri*, *Shigella sonnei*, *Enterobacter cloacae*, *Enterobacter aerogenes*, *Klebsiella pneumoniae*, *Klebsiella oxytoca*, *Serratia marcescens*, *Francisella tularensis*, *Morganella morganii*, *Proteus mirabilis*, *Proteus vulgaris*, *Providencia alcalifaciens*, *Providencia rettgeri*, *Providencia stuartii*, *Acinetobacter calcoaceticus*, *Acinetobacter haemolyticus*, *Yersinia enterocolitica*, *Yersinia pestis*, *Yersinia pseudotuberculosis*, *Yersinia intermedia*, *Bordetella pertussis*, *Bordetella parapertussis*, *Bordetella bronchiseptica*, *Haemophilus influenzae*, *Haemophilus parainfluenzae*, *Haemophilus haemolyticus*, *Haemophilus parahaemolyticus*, *Haemophilus ducreyi*, *Pasteurella multocida*, *Pasteurella haemolytica*, *Branhamella catarrhalis*, *Helicobacter pylori*, *Campylobacter fetus*, *Campylobacter jejuni*, *Campylobacter coli*, *Borrelia*

burgdorferi, *Vibrio cholerae*, *Vibrio parahaemolyticus*, *Legionella pneumophila*, *Listeria monocytogenes*, *Neisseria gonorrhoeae*, *Neisseria meningitidis*, *Kingella*, *Moraxella*, *Gardnerella vaginalis*, *Bacteroides fragilis*, *Bacteroides distasonis*, *Bacteroides 3452A* homology group, *Bacteroides vulgatus*, *Bacteroides ovalus*, *Bacteroides thetaiotaomicron*, *Bacteroides uniformis*, *Bacteroides eggerthii*, *Bacteroides splanchnicus*, *Clostridium difficile*, *Mycobacterium tuberculosis*, *Mycobacterium avium*, *Mycobacterium intracellulare*, *Mycobacterium leprae*, *Corynebacterium diphtheriae*, *Corynebacterium ulcerans*, *Streptococcus pneumoniae*, *Streptococcus agalactiae*, *Streptococcus pyogenes*, *Enterococcus faecalis*, *Enterococcus faecium*, *Staphylococcus aureus*, *Staphylococcus epidermidis*, *Staphylococcus saprophyticus*, *Staphylococcus intermedius*, *Staphylococcus hyicus* subsp. *hyicus*, *Staphylococcus haemolyticus*, *Staphylococcus hominis*, or *Staphylococcus saccharolyticus*.

[0212] A particularly appropriate example of a microbe appropriate for the use of an efflux pump inhibitor of the preferred embodiments is a pathogenic bacterial species, *Pseudomonas aeruginosa*, which is intrinsically resistant to many of the commonly used antibacterial agents. Exposing this bacterium to an efflux pump inhibitor can significantly slow the export of an antibacterial agent from the interior of the cell or the export of siderophores. Therefore, if another antibacterial agent is administered in conjunction with the efflux pump inhibitor of preferred embodiments, the antibacterial agent, which would otherwise be maintained at a very low intracellular concentration by the export process, can accumulate to a concentration, which will inhibit the growth of the bacterial cells. This growth inhibition can be due to either bacteriostatic or bactericidal activity, depending on the specific antibacterial agent used. While *P. aeruginosa* is an example of an appropriate bacterium, other bacterial and microbial species may contain similar broad substrate pumps, which actively export a variety of antimicrobial agents, and thus can also be appropriate targets.

Antimicrobial Agents

[0213] In particular embodiments various antibacterial agents can be used in combination with the efflux pump inhibitors described herein. These include quinolones, tetracyclines, glycopeptides, aminoglycosides, β -lactams, rifamycins, macrolides/ketolides,

oxazolidinones, coumermycins, and chloramphenicol. In particular embodiments, an antibiotic of the above classes can be, for example, one of the following.

Beta-Lactam Antibiotics

[0214] Beta-lactam antibiotics include, but are not limited to, imipenem, meropenem, biapenem, cefaclor, cefadroxil, cefamandole, cefatrizine, cefazedone, cefazolin, cefixime, cefmenoxime, cefodizime, cefonicid, cefoperazone, ceforanide, cefotaxime, cefotiam, cefpimizole, cefpiramide, cefpodoxime, cefsulodin, ceftazidime, cefteram, ceftazole, ceftibuten, ceftizoxime, ceftriaxone, cefuroxime, cefuzonam, cephaacetrile, cephalixin, cephaloglycin, cephaloridine, cephalothin, cephapirin, cephradine, cefmetazole, cefoxitin, cefotetan, azthreonam, carumonam, flomoxef, moxalactam, amidinocillin, amoxicillin, ampicillin, azlocillin, carbenicillin, benzylpenicillin, carfecillin, cloxacillin, dicloxacillin, methicillin, mezlocillin, nafcillin, oxacillin, penicillin G, piperacillin, sulbenicillin, temocillin, ticarcillin, cefditoren, SC004, KY-020, cefdinir, ceftibuten, FK-312, S-1090, CP-0467, BK-218, FK-037, DQ-2556, FK-518, cevozopran, ME1228, KP-736, CP-6232, Ro 09-1227, OPC-20000, and LY206763.

Macrolides

[0215] Macrolides include, but are not limited to, azithromycin, clarithromycin, erythromycin, oleandomycin, rokitamycin, rosaramicin, roxithromycin, and troleandomycin.

Ketolides

[0216] Ketolides include, but are not limited to, telithromycin and cethrimycin.

Quinolones

[0217] Quinolones include, but are not limited to, amifloxacin, cinoxacin, ciprofloxacin, enoxacin, fleroxacin, flumequine, lomefloxacin, nalidixic acid, norfloxacin, ofloxacin, levofloxacin, oxolinic acid, pefloxacin, rosoxacin, temafloxacin, tosufloxacin, sparfloxacin, clinafloxacin, moxifloxacin; gemifloxacin; garenofloxacin; PD131628, PD138312, PD140248, Q-35, AM-1155, NM394, T-3761, rufloxacin, OPC-17116, DU-6859a (see, *e.g.*, Sato, K. *et al.*, 1992, *Antimicrob Agents Chemother.* 37:1491-98), and DV-7751a (see, *e.g.*, Tanaka, M. *et al.*, 1992, *Antimicrob. Agents Chemother.* 37:2212-18).

Tetracyclines, Glycylcyclines and Oxazolidinones

[0218] Tetracyclines, glycylicyclines, and oxazolidinones include, but are not limited to, chlortetracycline, demeclocycline, doxycycline, lymecycline, methacycline, minocycline, oxytetracycline, tetracycline, tigecycline, linezolid, and eperozolid.

Aminoglycosides

[0219] Aminoglycosides include, but are not limited to amikacin, arbekacin, butirosin, dibekacin, fortimicins, gentamicin, kanamycin, meomycin, netilmicin, ribostamycin, sisomicin, spectinomycin, streptomycin, and tobramycin.

Lincosamides

[0220] Lincosamides include, but are not limited to, clindamycin and lincomycin.

[0221] Efflux pumps export substrate molecules from the cytoplasm in an energy-dependent manner, and the exported substrate molecules can include antibacterial agents. Such efflux pump inhibitors are useful, for example, for treating microbial infections by reducing the export of a co-administered antimicrobial agent or by preventing the export of a compound synthesized by microbes (*e.g.*, bacteria) to allow or improve their growth. While the endogenous substrates of efflux pumps are not yet identified, there are some indications that efflux pumps may be important for bacterial virulence. Thus, also disclosed herein are compositions that include such efflux pump inhibitors and methods for treating microbial infections using those compositions.

[0222] In some embodiments, a method is provided for treating a microbial infection in an animal, specifically including in a mammal, by treating an animal suffering from such an infection with an antimicrobial agent and an efflux pump inhibitor, which increase the susceptibility of the microbe for that antimicrobial agent. Such efflux pump inhibitors can be selected from any of the compounds generically or specifically described herein. In this way a microbe involved in the infection can be treated using the antimicrobial agent in smaller quantities, or can be treated with an antimicrobial agent, which is not therapeutically effective when used in the absence of the efflux pump inhibitor. Thus, this method of treatment is especially appropriate for the treatment of infections involving microbial strains that are difficult to treat using an antimicrobial agent alone due to a need for high dosage levels (which can cause undesirable side effects), or due to lack of any clinically effective antimicrobial agents. However, it is also appropriate for treating infections involving microbes that are susceptible to particular antimicrobial agents as a way to reduce

the dosage of those particular agents. This can reduce the risk of side effects. It is also appropriate for treating infections involving microbes that are susceptible to particular antimicrobial agents as a way of reducing the frequency of selection of resistant microbes. In particular embodiments the microbe is a bacterium, which may, for example, be from any of the groups or species indicated above.

[0223] In some embodiments, a method is provided for prophylactic treatment of a mammal. In this method, an antimicrobial agent and an efflux pump inhibitor is administered to a mammal at risk of a microbial infection, *e.g.*, a bacterial infection. The efflux pump inhibitor can be selected from any of the compounds generically or specifically described herein.

[0224] In some embodiments, a method is provided for enhancing the antimicrobial activity of an antimicrobial agent against a microbe, in which such a microbe is contacted with an efflux pump inhibitor, and an antibacterial agent. The efflux pump inhibitor can be selected from any of the compounds generically or specifically described herein. Thus, this method makes an antimicrobial agent more effective against a cell, which expresses an efflux pump when the cell is treated with the combination of an antimicrobial agent and an efflux pump inhibitor. In particular embodiments the microbe is a bacterium or a fungus, such as any of those indicated above; the antibacterial agent can be selected from a number of structural classes of antibiotics including, *e.g.*, beta-lactams, glycopeptides, aminoglycosides, quinolones, oxazolidinones, tetracyclines, rifamycins, coumermycins, macrolides, and chloramphenicol. In particular embodiments an antibiotic of the above classes can be as stated above.

[0225] In other embodiments, a method is provided for suppressing growth of a microbe, *e.g.*, a bacterium, expressing an efflux pump, *e.g.*, a non-tetracycline-specific efflux pump. As illustrated by the case where the microbe is a bacterium, the method involves contacting that bacterium with an efflux pump inhibitor, in the presence of a concentration of antibacterial agent below the MIC of the bacterium. The efflux pump inhibitor can be selected from any of the compounds generically or specifically described herein. This method is useful, for example, to prevent or cure contamination of a cell culture by a bacterium possessing an efflux pump. However, it applies to any situation where such growth suppression is desirable.

[0226] In some embodiments, any of the compounds generically or specifically described herein may be administered as an efflux pump inhibitor either alone or, more preferably, in conjunction with another therapeutic agent. In some embodiments, any of the compounds generically or specifically described herein may be administered as an efflux pump inhibitor in conjunction with any of the antibacterial agents specifically or generically described herein, as well as with any other antibacterial agent useful against the species of bacterium to be treated, when such bacteria do not utilize an efflux pump resistance mechanism. In some embodiments, the antibacterial agents are administered at their usual recommended dosages. In other embodiments, the antibacterial agents are administered at reduced dosages, as determined by a physician. For all conventional antibacterials on the market, and many in clinical development, dosage ranges and preferred routes of administration are well established, and those dosages and routes can be used in conjunction with the efflux pump inhibitors of the preferred embodiments. Reduced dosages of the antibacterials are contemplated due to the increased efficacy of the antibacterial when combined with an efflux pump inhibitor.

[0227] Potential efflux pump inhibitor compounds can be tested for their ability to inhibit multi-drug resistance efflux pumps of various microbes using the methods described herein as well as those known in the art. For example, treatment of *P. aeruginosa* with a test compound allows obtaining one or more of the following biological effects:

1) *P. aeruginosa* strains will become susceptible to antibiotics that could not be used for treatment of pseudomonad infections, or become more susceptible to antibiotics, which do inhibit pseudomonad growth.

2) *P. aeruginosa* strains will become more susceptible to antibiotics currently used for treatment of pseudomonad infections.

3) Inhibition of the pump will result in a decreased frequency of resistance development to antibiotic, which is a substrate of the pump.

[0228] Obtaining even one of these effects provides a potential therapeutic treatment for infections by this bacterium. Also, similar pumps are found in other microorganisms. Some or all of the above effects can also be obtained with those microbes, and they are therefore also appropriate targets for detecting or using efflux pump inhibitors.

Administration

[0229] The efflux pump inhibitors are administered at a therapeutically effective dosage, *e.g.*, a dosage sufficient to provide treatment for the disease states previously described. While human dosage levels have yet to be optimized for the compounds of the preferred embodiments, generally, a daily dose for most of the inhibitors described herein is from about 0.05 mg/kg or less to about 100 mg/kg or more of body weight, preferably from about 0.10 mg/kg to 10.0 mg/kg of body weight, and most preferably from about 0.15 mg/kg to 1.0 mg/kg of body weight. Thus, for administration to a 70 kg person, the dosage range would be about 3.5 mg per day or less to about 7000 mg per day or more, preferably from about 7.0 mg per day to 700.0 mg per day, and most preferably from about 10.0 mg per day to 100.0 mg per day. The amount of active compound administered will, of course, be dependent on the subject and disease state being treated, the severity of the affliction, the manner and schedule of administration and the judgment of the prescribing physician; for example, a likely dose range for oral administration can be from about 70 mg per day to 700 mg per day, whereas for intravenous administration a likely dose range can be from about 700 mg per day to 7000 mg per day, the active agents being selected for longer or shorter plasma half-lives, respectively. Screening techniques described herein for the compounds of preferred embodiments can be used with other efflux pump inhibitors described herein to establish the efficacy of those inhibitors in comparison to reference compounds, and the dosage of the inhibitor can thus be adjusted to achieve an equipotent dose to the dosages of reference compound.

[0230] Administration of the compounds disclosed herein or the pharmaceutically acceptable salts thereof can be via any of the accepted modes of administration for agents that serve similar utilities including, but not limited to, orally, subcutaneously, intravenously, intranasally, topically, transdermally, intraperitoneally, intramuscularly, intrapulmonarily, vaginally, rectally, or intraocularly. Oral and parenteral administration are customary in treating the indications that are the subject of the preferred embodiments.

[0231] Pharmaceutically acceptable compositions include solid, semi-solid, liquid and aerosol dosage forms, such as, *e.g.*, tablets, capsules, powders, liquids, suspensions, suppositories, aerosols or the like. The compounds can also be administered in sustained or controlled release dosage forms, including depot injections, osmotic pumps, pills,

transdermal (including electrotransport) patches, and the like, for prolonged and/or timed, pulsed administration at a predetermined rate. Preferably, the compositions are provided in unit dosage forms suitable for single administration of a precise dose.

[0232] The compounds can be administered either alone or more typically in combination with a conventional pharmaceutical carrier, excipient or the like (*e.g.*, mannitol, lactose, starch, magnesium stearate, sodium saccharine, talcum, cellulose, sodium crosscarmellose, glucose, gelatin, sucrose, magnesium carbonate, and the like). If desired, the pharmaceutical composition can also contain minor amounts of nontoxic auxiliary substances such as wetting agents, emulsifying agents, solubilizing agents, pH buffering agents and the like (*e.g.*, sodium acetate, sodium citrate, cyclodextrine derivatives, sorbitan monolaurate, triethanolamine acetate, triethanolamine oleate, and the like). Generally, depending on the intended mode of administration, the pharmaceutical formulation will contain about 0.005% to 95%, preferably about 0.5% to 50% by weight of a compound of the preferred embodiments. Actual methods of preparing such dosage forms are known, or will be apparent, to those skilled in this art; for example, see Remington's Pharmaceutical Sciences, Mack Publishing Company, Easton, Pennsylvania.

[0233] In addition, the compounds can be co-administered with, and the pharmaceutical compositions can include, other medicinal agents, pharmaceutical agents, adjuvants, and the like. Suitable additional active agents include, for example, antimicrobial agents as described above. When used, other active agents may be administered before, concurrently, or after administration of an efflux pump inhibitor of the preferred embodiments. In some embodiments, an efflux pump inhibitor is co-administered with one or more other antimicrobial agents. By "co-administer" it is meant that the efflux pump inhibitors are administered to a patient such that the present compounds as well as the co-administered compound may be found in the patient's bloodstream at the same time, regardless of when the compounds are actually administered, including simultaneously. In one advantageous embodiment, the pharmacokinetics of the efflux pump inhibitors and the co-administered antimicrobial agent are substantially the same.

[0234] Thus, in the preferred embodiments, an efflux pump inhibitor compound as set forth herein can be administered through a first route of administration, and the antimicrobial agent can be administered through a second route. Thus, for example, an

efflux pump inhibitor can be administered via a pulmonary route, *e.g.*, through a nebulizer, atomizer, mister, aerosol, dry powder inhaler, or other suitable device or technique, and the antimicrobial can be administered via the same or a different route, *e.g.*, orally, parenterally, intramuscularly, intraperitoneally, intratracheally, intravenously, subcutaneously, transdermally, or as a rectal or vaginal suppository. The blood levels of drugs are affected by the route of administration. Thus, in one preferred embodiment, when the efflux pump inhibitor is administered by a first route, and the antibiotic or antimicrobial through a second route, the dosages or dosage forms are adjusted, as appropriate, to match the pharmacokinetic profiles of each drug. This may also be done when both drugs are administered by the same route. In either event, conventional techniques, including controlled release formulations, timing of administration, use of pumps and depots, and/or use of biodegradable or bioerodible carriers can be used to match the pharmacokinetics of the two active moieties.

[0235] In one preferred embodiment, the compositions will take the form of a unit dosage form such as a pill or tablet and thus the composition may contain, along with the active ingredient, a diluent such as lactose, sucrose, dicalcium phosphate, or the like; a lubricant such as magnesium stearate or the like; and a binder such as starch, gum acacia, polyvinylpyrrolidone, gelatin, cellulose, cellulose derivatives or the like. In another solid dosage form, a powder, granule, solution or suspension (*e.g.*, in propylene carbonate, vegetable oils or triglycerides) is encapsulated in a gelatin capsule. Unit dosage forms in which the two active ingredients (inhibitor and antimicrobial) are physically separated are also contemplated; *e.g.*, capsules with granules of each drug; two-layer tablets; two-compartment gel caps, etc.

[0236] Liquid pharmaceutically administrable compositions can, for example, be prepared by dissolving, dispersing, etc. an active compound as defined above and optional pharmaceutical adjuvants in a carrier (*e.g.*, water, saline, aqueous dextrose, glycerol, glycols, ethanol or the like) to form a solution or suspension. Injectables can be prepared in conventional forms, either as liquid solutions or suspensions, as emulsions, or in solid forms suitable for dissolution or suspension in liquid prior to injection. The percentage of active compound contained in such parenteral compositions is highly dependent on the specific nature thereof, as well as the activity of the compound and the needs of the subject. However, percentages of active ingredient of 0.01% to 10% in solution are employable, and

will be higher if the composition is a solid, which will be subsequently diluted to the above percentages. In some embodiments, the composition will comprise 0.2-2% of the active agent in solution.

[0237] Efflux pump inhibitors (EPIs) as described herein, including any of the compounds generically or specifically described herein, can also be administered to the respiratory tract as an aerosol. For the purposes of delivery to the respiratory tract, any of the inhaler designs known in the art may be used. In some embodiments, a metered dose inhaler (MDI) is used. A typical MDI for use with the EPIs described herein comprises the EPI compound suspended or dissolved in a pressurized liquid propellant, with or without other excipients. When the MDI inhaler is activated, a metered amount of the propellant is released and rapidly evaporates due to the sudden reduction in pressure. The process causes an aerosol cloud of drug particles to be released that can be inhaled by the patient.

[0238] Solid compositions can be provided in various different types of dosage forms, depending on the physicochemical properties of the drug, the desired dissolution rate, cost considerations, and other criteria. In one of the embodiments, the solid composition is a single unit. This implies that one unit dose of the drug is comprised in a single, physically shaped solid form or article. In other words, the solid composition is coherent, which is in contrast to a multiple unit dosage form, in which the units are incoherent.

[0239] Examples of single units which may be used as dosage forms for the solid composition include tablets, such as compressed tablets, film-like units, foil-like units, wafers, lyophilized matrix units, and the like. In a preferred embodiment, the solid composition is a highly porous lyophilized form. Such lyophilizates, sometimes also called wafers or lyophilized tablets, are particularly useful for their rapid disintegration, which also enables the rapid dissolution of the active compound.

[0240] On the other hand, for some applications the solid composition may also be formed as a multiple unit dosage form as defined above. Examples of multiple units are powders, granules, microparticles, pellets, beads, lyophilized powders, and the like. In one embodiment, the solid composition is a lyophilized powder. Such a dispersed lyophilized system comprises a multitude of powder particles, and due to the lyophilization process used in the formation of the powder, each particle has an irregular, porous microstructure through which the powder is capable of absorbing water very rapidly, resulting in quick dissolution.

[0241] Another type of multiparticulate system which is also capable of achieving rapid drug dissolution is that of powders, granules, or pellets from water-soluble excipients which are coated with the drug, so that the drug is located at the outer surface of the individual particles. In this type of system, the water-soluble low molecular weight excipient is useful for preparing the cores of such coated particles, which can be subsequently coated with a coating composition comprising the drug and, preferably, one or more additional excipients, such as a binder, a pore former, a saccharide, a sugar alcohol, a film-forming polymer, a plasticizer, or other excipients used in pharmaceutical coating compositions.

[0242] For purposes of co-administration of an EPI as described herein and another anti-bacterial compound, the EPI can be administered by the same route as the other anti-bacterial compound, either simultaneously or sequentially. In some embodiments, the EPI and other anti-bacterial compound or compounds are both administered intravenously (i.v.), either mixed in a fixed drug formulation or present in separate formulations. In other embodiments, the EPI and other anti-bacterial compound or compounds are both administered orally, either in the same fixed formulation or in separate formulations. In still other embodiments, the EPI and other anti-bacterial compound or compounds are both administered intramuscularly (i.m.), again either mixed in a fixed drug formulation or present in separate formulations.

[0243] In some embodiments, the EPI and other anti-bacterial compound to be co-administered are administered by separate routes. For example, the EPI may be administered by inhalation while the other anti-bacterial compound is administered i.v., i.m., or orally. Any other possible combination of separate route administration is also contemplated.

[0244] The preferred embodiments also include any of the novel compounds disclosed herein *per se*, as well as any of the efflux pump inhibitors disclosed herein in unit dosage forms combined with or for coadministration with an antimicrobial, as well as methods of treating an animate or inanimate subject or object with those efflux pump inhibitors, preferably in combination with an antimicrobial. Metered dose inhalers or other delivery devices containing both an efflux pump inhibitor as described herein as well as an antimicrobial are also preferred embodiments

EXAMPLES

[0245] EPI activity was recorded as concentration of an EPI compound that is necessary to increase susceptibility to levofloxacin of the strain of *P. aeruginosa*, PAM1723, overexpressing the MexAB-OprM efflux pump eight-fold. The levofloxacin potentiating activity of the test compounds was assessed by the checkerboard assay (Antimicrobial Combinations, Antibiotics in Laboratory Medicine, Ed. Victor Lorian, M.D., Fourth edition, 1996, pp 333-338, which is incorporated herein by reference in its entirety) using a broth microdilution method performed as recommended by the NCCLS (National Committee for Clinical Laboratory Standards (NCCLS), 1997, Methods for Dilution of Antimicrobial Susceptibility Tests for Bacteria That Grow Aerobically, Fourth Edition; Approved Standard. NCCLS Document M7-A4, Vol 17 No. 2, which is incorporated herein by reference in its entirety). In this assay, multiple dilutions of two drugs, namely an EPI and levofloxacin, were tested, alone and in combination, at concentrations equal to, above and below their respective minimal inhibitory concentrations (MICs). All EPI compounds were readily soluble in water and stock solutions were prepared at a final concentration of 10 mg/ml. Stock solutions were further diluted, according to the needs of the particular assay, in Mueller Hinton Broth (MHB). Stock solution was stored at -80°C .

[0246] The checkerboard assay was performed in microtiter plates. Levofloxacin was diluted in the x-axis, each column containing a single concentration of levofloxacin. EPIs were diluted in the y-axis, each row containing a single concentration of an EPI. The result of these manipulations was that each well of the microtiter plate contained a unique combination of concentrations of the two agents. The assay was performed in MHB with a final bacterial inoculum of 5×10^5 CFU/ml (from an early-log phase culture). Microtiter plates were incubated during 20 h at 35°C and were read using a microtiterplate reader (Molecular Devices) at 650 nm as well as visual observation using a microtiter plate-reading mirror. The MIC (here referred to as MPC; see infra) was defined as the lowest concentration of antibiotics, within the combination, at which the visible growth of the organism was completely inhibited.

Example 1 - Potentiation of *in vitro* antibacterial activity of levofloxacin against *P. aeruginosa* strain PAM1723 overexpressing MexAB-OprM by efflux pump quaternary ammonium polyamine efflux pump inhibitors

Table 1.

Compound	MPC ₈ (µg/mL)	MPC ₃₂ (µg/mL)	Compound	MPC ₈ (µg/mL)	MPC ₃₂ (µg/mL)
1	2.5	10	38	1.25	1.25
2	5	10	44	0.625	1.25
4	2.5	5	46	0.312	0.625
5	5	>10	47	0.156	0.312
6	1.25	1.25	53	2.5	5
10	0.156	0.156	54	0.312	>10
11	0.156	0.312	57	0.625	1.25
15	0.312	0.625	59	>10	>10
21	0.156	0.156	61	10	>10
25	0.312	0.625	63	2.5	>10
26	0.312	0.625	67	>10	>10
27	0.156	0.312	75	>10	>10
29	0.312	0.625	92	0.312	0.625
33	0.156	0.156	134	2.5	>10
34	0.312	0.312			

[0247] In the experiment depicted in Table 1, potentiating activities of selected inhibitors are reported as Minimum Potentiating Concentration MPC₈ values (or MPC₃₂) which correspond to the lowest concentration of the inhibitor required to achieve antibacterial activity in combination with the concentration of levofloxacin equal to $1/8$ (or $1/32$) of the levofloxacin concentration required to achieve the same antibacterial effect alone (MIC of levofloxacin).

Example 2 - Pharmacokinetics of quaternary ammonium polyamine efflux pump inhibitors in rats after IV infusion

Table 2.

Compound	Dose (mg/kg)	Clearance ^a (L/h/kg)	C _{max} (µg/mL)	Compound	Dose (mg/kg)	Clearance ^a (L/h/kg)	C _{max} (µg/mL)
4	10	1.29	13.4	27	20	0.35	54.6
5	20	1.23	19.6	29	10	0.85	25.6
10	10	0.31	30.6	33	20	1.00	63.0

11	10	2.87	7.3	44	20	0.65	40.2
25	10	1.00	13.0	92	20	1.59	18.3

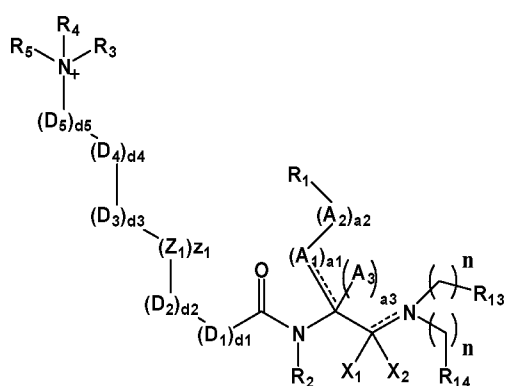
^a free drug clearance

[0248] In the experiment depicted in Table 2, rat serum pharmacokinetics of compounds selected inhibitor compounds was evaluated after 1.5-hour IV infusion of 1.5 ml solution of corresponding efflux pump inhibitor in 0.9% saline. Depending on the concentration used the total infused dose was 10 or 20 mg/kg. A two-compartment model was used to fit the data and calculate PK parameters. Compounds **10**, **27** and **44** had the best serum PK profiles. Compound **10** in addition to the displaying lowest free drug clearance showed one of the best efflux pump inhibitory activities.

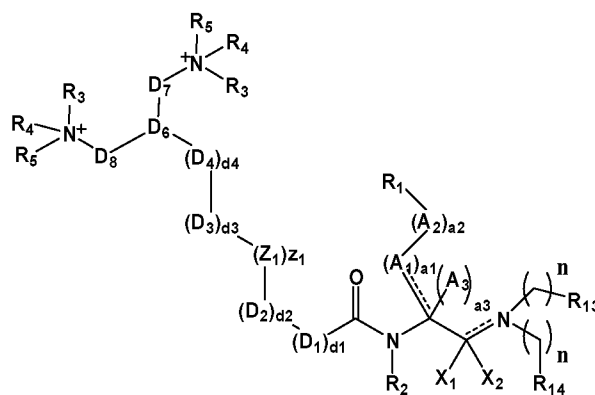
[0249] Although the invention has been described with reference to embodiments and examples, it should be understood that numerous and various modifications can be made without departing from the spirit of the invention. Accordingly, the invention is limited only by the following claims.

WHAT IS CLAIMED IS:

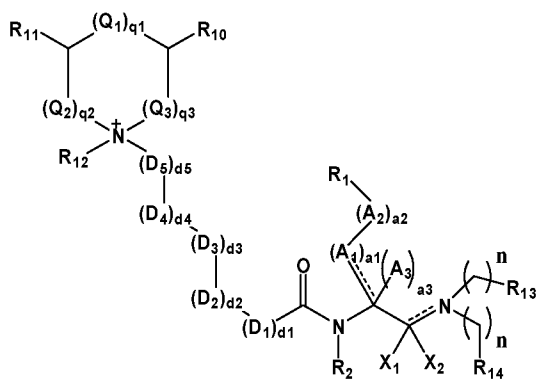
1. A compound having the structure of formula I, II, III, IV or V:



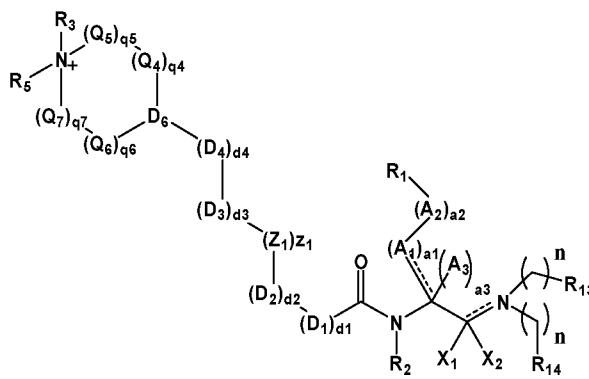
I



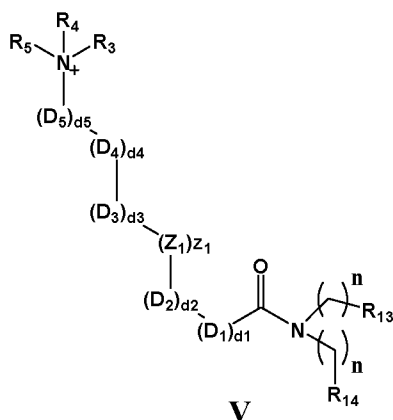
II



III



IV



V

or a pharmaceutically acceptable salt or pro-drug thereof wherein;

each bond represented by a dashed and solid line represents a bond selected from the group consisting of a single bond and a double bond;

each R_1 is independently selected from C_1 - C_6 alkyl, C_3 - C_6 carbocyclyl, heterocyclyl, aryl and heteroaryl, each optionally substituted with up to 3 substituents independently selected from the group consisting of halo, C_1 - C_6 alkyl, carbocyclyl, $-(CH_2)_n$ aryl, $-OR_2$, $-OR_{14}$, $-S(R_2)_2$, $-SO_2NHR_{14}$, $-(CH_2)_nSH$, $-CF_3$, $-OCF_3$, $-N(R_2)_2$, $-NO_2$, $-CN$, $-CO_2$ alkyl, and $-CO_2$ aryl;

each R_2 is independently selected from H and C_1 - C_6 alkyl;

R_3 is $-(CH_2)_nCHR_6R_7$;

each R_4 is independently selected from $-(CH_2)_mR_9$, allyl, $-(CH_2)_nCO_2H$, $-(CH_2)_nCONH_2$ and $-(CH_2)_nCHR_6R_7$;

each R_5 is independently selected from $-(CH_2)_mR_9$, $-NHR_2$, and $-(CH_2)_nCHR_6R_7$;

each R_6 is independently selected from H and $-(CH_2)_mNH_2$;

each R_7 is independently selected from $-(CH_2)_mNHR_8$, $-(CH_2)_mNHC(=NH)NH_2$, $-(CH_2)_mNHC(R_2)=NH$, and $-(CH_2)_mC(=NH)NH_2$;

each R_8 is independently selected from H, C_1 - C_6 alkyl, $-C(O)CH(R_{15})(NH_2)$, $-C(O)A_2CH_2NH_2$, Alanine, Arginine, Asparagine, Aspartic acid, Glutamic acid, Glutamine, Cysteine, Glycine, Histidine, Isoleucine, Leucine, Lysine, Methionine, Phenylalanine, Proline, Serine, Threonine, Tryptophan, Tyrosine, and Valine;

each R_9 is independently selected from H, C_1 - C_6 alkyl, SH and OH;

R_{10} and R_{11} are independently selected from the group consisting of $-(CH_2)_nNHR_2$ and $-(CH_2)_nCHR_6R_7$;

R_{12} is selected from C_1 - C_4 alkyl, $-NHR_2$, $-(CH_2)_mR_9$, allyl, $-(CH_2)_nCO_2H$, $-(CH_2)_nCONH_2$ and $-(CH_2)_nCHR_6R_7$;

R_{13} is selected from H, C_1 - C_6 alkyl, C_3 - C_7 carbocyclyl, heterocyclyl, aryl and heteroaryl, each optionally substituted with up to 3 substituents independently selected from the group consisting of a halide, alkyl, carbocyclyl, $-(CH_2)_nR_1$, $-(CH=CH)_nR_1$, $-OR_2$, $-OR_1$, $=O$, $-S(R_2)_2$, $-SO_2NHR_1$, $-(CH_2)_nSH$, $-CF_3$, $-OCF_3$, $-N(R_2)_2$, $-NO_2$, $-CN$, $-(C=X)R_1$, $-(C=X)R_2$, $-CO_2$ alkyl, and $-CO_2$ aryl;

R_{14} is selected from C_1 - C_6 alkyl, C_3 - C_7 carbocyclyl, heterocyclyl, aryl and heteroaryl, each optionally substituted with up to 3 substituents independently selected from the group consisting of a halide, alkyl, carbocyclyl, $-(CH_2)_nR_1$, $-OR_2$,

OR₁, =O, -S(R₂)₂, -SO₂NHR₁, -(CH₂)_nSH, -CF₃, -OCF₃, -N(R₂)₂, -NO₂, -CN, -(C=X)R₁, -(C=X)R₂, -CO₂alkyl, and -CO₂aryl;

R₁₃ and R₁₄ are optionally linked to form a ring;

R₁₅ is selected from -(CH₂)_nCHR₆(CH₂)_nNH₂, -(CH₂)_mNR₆(CH₂)_nNH₂ and -(CH₂)_mC(=O)NR₆(CH₂)_nNH₂;

A₁ is -(CH₂)_m-, -[C(R₂R₉)]_m-, or =CR₂[C(R₂R₈)]_m-, wherein if A₁ is =CR₂[C(R₂R₈)]_m-, then a₃ is 0;

A₂ is -(CH₂)_m-, -NR₂-, C(=X)-, -O(CH₂)_n-, -S(CH₂)_n-, -CH=CH-, or -C(=N-OR₂)-;

A₃ is H or C₁-C₄ alkyl, or A₃ is -CH₂- bonded to A₁, A₂ or R₁ to form a ring;

a₁, a₂, and a₃ are independently equal to 0 or 1;

D₁ is selected from -CH₂-, -CH(NHR₈)-, -CH(R₂)-, and -CH(CH₂SH)-;

D₂, D₃, and D₄ are independently selected from the group consisting of -(CH₂)_m-, -CH(R₂)-, -CH(NHR₈)-, -N(R₆)-, -O-, -S-, -C(=O)-, -S(=O)- and -SO₂-;

D₅ is selected from -(CH₂)_m-, -CH(R₂)- and -NH-;

or any two atoms of D₂, D₃, D₄ and D₅ are bonded to form a four, five or six membered saturated ring optionally comprising a nitrogen within the ring;

D₆ is selected from -CH- and -N-;

D₇ and D₈ are independently selected from the group consisting of -[CH(R₂)]_m-, -(CH₂)_mC(=O)-, -C(=O)(CH₂)_m-, -(CH₂)_mNH- and -NH(CH₂)_m-;

d₁, d₂, d₃, d₄ and d₅ are independently equal to 0 or 1;

Q₁ is selected from -CH₂-, -NH-, -N(Me)-, and -N⁺(Me₂)-;

Q₂ and Q₃ are independently selected from the group consisting of -CH₂- and N;

with the proviso that no more than one of Q₁, Q₂, and Q₃ comprises a nitrogen;

q₁, q₂, and q₃ are independently equal to 0 or 1;

Q₄, Q₅, Q₆ and Q₇ are each -CH₂-;

q₄, q₅, q₆ and q₇ are independently equal to 0 or 1;

with the proviso that at least two of q₄, q₅, q₆ and q₇ are equal to 1;

Z₁ is an aryl, heteroaryl, carbocyclyl, or heterocyclyl;

z_1 is 0 or 1;

if z_1 is 0 then at least two of d_1 , d_2 , d_3 , d_4 and d_5 are equal to 1;

if z_1 is 1 then at least one of d_1 , d_2 , d_3 , d_4 and d_5 is equal to 1;

X_1 and X_2 are each hydrogen or taken together are =O or =S,

or X_1 is hydrogen and X_2 is -O- or -S- bonded to R_{14} to form a 5- or 6-membered heterocyclyl,

or X_1 is absent and X_2 is -O-, -OCH₂-, -S-, or -SCH₂- bonded to R_{14} to form a 5- or 6-membered heterocyclyl or heteroaryl, wherein when X_1 is absent, the bond to nitrogen represented by a dashed and solid line is a double bond;

each X is independently O or S;

each n is independently an integer from 0 to 4; and

each m is independently an integer from 1 to 3.

2. The compound of claim 1 wherein R_1 is selected from C₁-C₆ alkyl, C₃₋₆ carbocyclyl and heterocyclyl.

3. The compound of claim 1 wherein R_1 is selected from C₃-C₄ alkyl, cyclopentyl, and cyclohexyl.

4. The compound of claim 1 wherein R_1 is heterocyclyl.

5. The compound of claim 1 wherein R_1 is selected from aryl and heteroaryl.

6. The compound of claim 1 wherein R_1 is aryl optionally substituted with up to 3 substituents independently selected from the group consisting of halo, C₁₋₆ alkyl, OR₂, CF₃, OCF₃, and CN.

7. The compound of claim 1 wherein R_2 is selected from H and C₁-C₂ alkyl.

8. The compound of claim 1 wherein R_2 is selected from H and Me.

9. The compound of claim 1 wherein R_2 is H.

10. The compound of claim 1 wherein R_3 is -(CH₂)_nCHR₆R₇ wherein R_6 is H, R_7 is -(CH₂)_mNHR₈, R_8 is H, n is 0 to 2, and m is 1 or 2.

11. The compound of claim 1 wherein R_3 is -(CH₂)_nCHR₆R₇ wherein R_6 is H, R_7 is -(CH₂)_mNHC(=NH)NH₂, n is 0 to 2, and m is 1 to 2.

12. The compound of claim 1 wherein R_3 is -(CH₂)_nCHR₆R₇ wherein R_6 is H, R_7 is (CH₂)_mNHC(R₂)=NH, R_2 is H, Me, or Et, n is 0 to 2, and m is 1 or 2.

13. The compound of claim 1 wherein R_3 is $-(CH_2)_nCHR_6R_7$ wherein R_6 is H, R_7 is $-(CH_2)_mC(=NH)NH_2$, n is 0 to 2, and m is 1 or 2.
14. The compound of claim 1 wherein R_3 is $-(CH_2)_nCHR_6R_7$ wherein R_6 is $-(CH_2)_mNH_2$, R_7 is $-(CH_2)_mNHR_8$, R_8 is H, n is 0 to 2, and m is 1 or 2.
15. The compound of claim 1 wherein R_4 is selected from allyl and $-(CH_2)_mR_9$ wherein R_9 is selected from H or Me and m is 1 or 2.
16. The compound of claim 1 wherein R_4 is $-(CH_2)_mR_9$ wherein R_9 is selected from SH or OH and m is 1 or 2.
17. The compound of claim 1 wherein R_4 is selected from $-(CH_2)_nCO_2H$ - and $-(CH_2)_nCONH_2$ wherein n is 1 or 2.
18. The compound of claim 1 wherein R_4 is $-(CH_2)_nCHR_6R_7$ wherein R_6 is H, R_7 is $-(CH_2)_mNHR_8$, R_8 is H, n is 0 to 2, and m is 1 or 2.
19. The compound of claim 1 wherein R_4 is $-(CH_2)_nCHR_6R_7$ wherein R_6 is H, R_7 is $-(CH_2)_mNHC(=NH)NH_2$, n is 0 to 2, and m is 1 or 2.
20. The compound of claim 1 wherein R_4 is $-(CH_2)_nCHR_6R_7$ wherein R_6 is H, R_7 is $(CH_2)_mNHC(R_2)=NH$, R_2 is selected from H, Me or Et, n is 0 to 2, and m is 1 or 2.
21. The compound of claim 1 wherein R_4 is $-(CH_2)_nCHR_6R_7$ wherein R_6 is H, R_7 is $-(CH_2)_mC(=NH)NH_2$, n is 0 to 2, m is 1 or 2.
22. The compound of claim 1 wherein R_4 is $-(CH_2)_nCHR_6R_7$ wherein R_6 is $-(CH_2)_mNH_2$, R_7 is $-(CH_2)_mNHR_8$, R_8 is H, n is 0 to 2, and m is 1 or 2.
23. The compound of claim 1 wherein R_5 is selected from allyl and $-(CH_2)_mR_9$ wherein R_9 is selected from H and Me and m is 1 or 2.
24. The compound of claim 1 wherein R_5 is $-(CH_2)_mR_9$ wherein R_9 is selected from SH and OH and $m = 1$ or 2.
25. The compound of claim 1 wherein R_5 is $-NHR_2$ wherein R_2 is H.
26. The compound of claim 1 wherein R_5 is $-NHR_2$ wherein R_2 is selected from Me and Et.
27. The compound of claim 1 wherein R_5 is $-(CH_2)_nCHR_6R_7$ wherein R_6 is H, R_7 is $-(CH_2)_mNHR_8$, R_8 is H, n is 0 to 2, and m is 1 or 2.
28. The compound of claim 1 wherein R_5 is $-(CH_2)_nCHR_6R_7$ wherein R_6 is H, R_7 is $-(CH_2)_mNHC(=NH)NH_2$, n is 0 to 2, and m is 1 or 2.

29. The compound of claim 1 wherein R_5 is $-(CH_2)_nCHR_6R_7$ wherein R_6 is H, R_7 is $(CH_2)_mNHC(R_2)=NH$, R_2 is selected from H, Me and Et, n is 0 to 2, and m is 1 or 2.

30. The compound of claim 1 wherein R_5 is $-(CH_2)_nCHR_6R_7$ wherein R_6 is H, R_7 is $-(CH_2)_mC(=NH)NH_2$, n is 0 to 2, and m is 1 or 2.

31. The compound of claim 1 wherein R_5 is $-(CH_2)_nCHR_6R_7$ wherein R_6 is $-(CH_2)_mNH_2$, R_7 is $-(CH_2)_mNHR_8$, R_8 is H, n is 0 to 2, and m is 1 or 2.

32. The compound of claim 1 wherein R_5 is $-(CH_2)_nCHR_6R_7$ wherein R_6 is $-(CH_2)_mNH_2$, R_7 is $-(CH_2)_mNHR_8$, R_8 is selected from Alanine, Arginine, Asparagine, Aspartic acid, Glutamic acid, Glutamine, Cysteine, Glycine, Histidine, Isoleucine, Leucine, Lysine, Methionine, Phenylalanine, Proline, Serine, Threonine, Tryptophan, Tyrosine, and Valine, $n = 0-2$ and $m = 1$ or 2.

33. The compound of claim 1 wherein R_5 is $-(CH_2)_nCHR_6R_7$ wherein R_6 is $-(CH_2)_mNH_2$, R_7 is $-(CH_2)_mNHR_8$, R_8 is $-C(O)CH(R_{15})(NH_2)$, R_4 is $-(CH_2)_mR_9$, R_9 is selected from H and Me, n is 0 to 2, and m is 1 or 2.

34. The compound of claim 1 wherein R_5 is $-(CH_2)_nCHR_6R_7$ wherein R_6 is $-(CH_2)_mNH_2$, R_7 is $-(CH_2)_mNHR_8$, R_8 is $-C(O)CH(R_{15})(NH_2)$, R_4 is $-(CH_2)_mR_9$, R_9 is selected from SH and OH, n is 0 to 2, and m is 1 or 2.

35. The compound of claim 1 wherein R_5 is $-(CH_2)_nCHR_6R_7$ wherein R_6 is $-(CH_2)_mNH_2$, R_7 is $-(CH_2)_mNHR_8$, R_8 is $-C(O)CH(R_{15})(NH_2)$, R_4 is selected from $-(CH_2)_nCO_2H$ - and $-(CH_2)_nCONH_2$, n is 0 to 2, and m is 1 or 2.

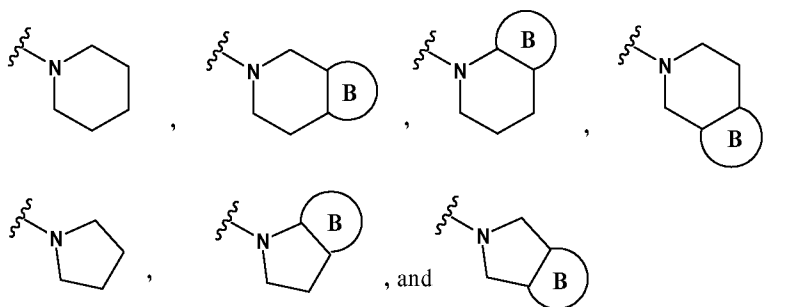
36. The compound of claim 1 wherein R_5 is $-(CH_2)_nCHR_6R_7$ wherein R_6 is $-(CH_2)_mNH_2$, R_7 is $-(CH_2)_mNHR_8$, R_8 is $-C(O)A_2CH_2NH_2$, A_2 is $-(CH_2)_m-$, n is 0 to 2, and m is 1 to 2.

37. The compound of claim 1 wherein R_5 is $-(CH_2)_nCHR_6R_7$ wherein R_6 is $-(CH_2)_mNH_2$, R_7 is $-(CH_2)_mNHR_8$, R_8 is $-C(O)A_2CH_2NH_2$, A_2 is $-NR_2-$, R_2 is H, n is 0 to 2, and m is 1 or 2.

38. The compound of claim 1 wherein R_5 is $-(CH_2)_nCHR_6R_7$ wherein R_6 is $-(CH_2)_mNH_2$, R_7 is $-(CH_2)_mNHR_8$, R_8 is $-C(O)A_2CH_2NH_2$, A_2 is selected from $-O-$ and $-S-$, n is 0 to 2, and m is 1 or 2.

39. The compound of claim 1, wherein R_{13} is selected from H, C_1-C_6 alkyl and C_3-C_7 carbocyclyl.

40. The compound of claim 1, wherein R_{13} is H.
41. The compound of claim 1, wherein R_{14} is selected from C_1 - C_6 alkyl and C_3 - C_7 carbocyclyl.
42. The compound of claim 1, wherein R_{14} is selected from heterocyclyl, aryl and heteroaryl, each optionally substituted with up to 3 substituents independently selected from the group consisting of a halo, alkyl, carbocyclyl, $-(CH_2)_nR_1$, $-OR_2$, $-OR_1$, $-S(R_2)_2$, $-SO_2NHR_1$, $-(CH_2)_nSH$, $-CF_3$, $-OCF_3$, $-N(R_2)_2$, $-NO_2$, $-CN$, $-(C=X)R_1$, $-(C=X)R_2$, $-CO_2$ alkyl, and $-CO_2$ aryl.
43. The compound of claim 1, wherein R_{14} is selected from aryl, optionally substituted with up to 3 substituents independently selected from the group consisting of a halo, alkyl, carbocyclyl, $-(CH_2)_nR_1$, $-OR_2$, $-OR_1$, $-S(R_2)_2$, $-SO_2NHR_1$, $-CF_3$, $-OCF_3$, and $-CN$.
44. The compound of claim 1, wherein R_{14} is selected from heteroaryl, optionally substituted with up to 3 substituents independently selected from the group consisting of a halo, alkyl, carbocyclyl, $-(CH_2)_nR_1$, $-OR_2$, $-OR_1$, $-S(R_2)_2$, $-SO_2NHR_1$, $-CF_3$, $-OCF_3$, and $-CN$.
45. The compound of claim 1, wherein R_{13} and R_{14} are linked to form a ring selected from the group consisting of:



each optionally substituted with up to 3 substituents independently selected from the group consisting of a halide, alkyl, carbocyclyl, $-(CH_2)_nR_1$, $-(CH=CH)_nR_1$, $-OR_2$, $-OR_1$, $=O$, $-S(R_2)_2$, $-SO_2NHR_1$, $-(CH_2)_nSH$, $-CF_3$, $-OCF_3$, $-N(R_2)_2$, $-NO_2$, $-CN$, $-(C=X)R_1$, $-(C=X)R_2$, $-CO_2$ alkyl, and $-CO_2$ aryl, wherein ring B is C_3 - C_7 carbocyclyl, heterocyclyl, aryl or heteroaryl.

46. The compound of claim 1 wherein R_{15} is $-(CH_2)_nCHR_5(CH_2)_nNH_2$ wherein R_5 is H and n is 0 to 2.
47. The compound of claim 1 wherein R_{15} is $-(CH_2)_nCHR_6(CH_2)_nNH_2$ wherein R_6 is $-(CH_2)_mNH_2$, m is 1 or 2. and n is 0 to 2.

48. The compound of claim 1 wherein R_{15} is $-(CH_2)_mNR_6(CH_2)_nNH_2$ wherein R_6 is H, m is 1 or 2, and n is 0 to 2.

49. The compound of claim 1 wherein R_{15} is $-(CH_2)_mNR_6(CH_2)_nNH_2$ wherein R_6 is $-(CH_2)_mNH_2$, m is 1 or 2, and n is 0 to 2.

50. The compound of claim 1 wherein R_{15} is $-(CH_2)_mC(=O)NR_6(CH_2)_nNH_2$ wherein R_6 is H, m is 1 or 2, and n is 0 to 2.

51. The compound of claim 1 wherein R_{15} is $-(CH_2)_mC(=O)NR_6(CH_2)_nNH_2$ wherein R_6 is $(CH_2)_mNH_2$, m is 1 or 2, and n is 0 to 2.

52. The compound of claim 1 wherein A_1 is $-(CH_2)_m-$ wherein m is 1 or 2; A_3 is H; a_1 is 1; and a_2 is 0.

53. The compound of claim 1 wherein A_2 is selected from $-C(=X)$; A_3 is H; a_1 is 0; a_2 is 1; and X_1 is O or S.

54. The compound of claim 1 wherein A_2 is selected from $-C(=N-OR_2)-$ wherein R_2 is H or Me; A_3 is H; a_1 is 0; and a_2 is 1.

55. The compound of claim 1 wherein A_1 is $-(CH_2)_m-$ wherein m is 1 or 2; A_2 is selected from $-O(CH_2)_n-$ or $-S(CH_2)_n-$ wherein n is 0; A_3 is H; and a_1 and a_2 are equal to 1.

56. The compound of claim 1 wherein A_1 is selected from $-[C(R_2R_8)]_m-$ wherein m is 1 or 2, R_2 is H, and R_8 is selected from H, SH or OH with the proviso that at least one R_8 be SH or OH; A_3 is H; a_1 is 1; and a_2 is 0.

57. The compound of claim 1 wherein A_3 is selected from Me and Et.

58. The compound of claim 1 wherein A_1 is $-(CH_2)_m-$ wherein m is 1 or 2; a_1 is 1; a_2 is 0; A_3 is $-CH_2-$ bonded to R_1 to form a ring; and R_1 is aryl optionally substituted with up to 2 substituents independently selected from the group consisting of halo, alkyl, OMe, CF_3 , OCF_3 , and CN.

59. The compound of claim 1 wherein A_1 is $-(CH_2)_m-$ wherein m is 1 to 3; a_1 is 1; a_2 is 0; and A_3 is $-CH_2-$ bonded to A_1 to form a 4, 5, or 6 membered ring.

60. The compound of claim 1 wherein D_1 is $-CH(NHR_8)-$ wherein R_8 is H; D_2 is $-(CH_2)_m-$; d_1 and d_2 are equal to 1; and z_1 , d_3 , d_4 and d_5 are equal to 0.

61. The compound of claim 1 wherein D_1 is $-CH(NHR_8)-$ wherein R_8 is H; D_2 is $-CH(R_2)-$ wherein R_2 is selected from Me and Et; D_3 is $-(CH_2)_m-$; d_1 , d_2 and d_3 are equal to 1; and z_1 , d_4 and d_5 are equal to 0.

62. The compound of claim 1 wherein D_1 is $-\text{CH}(\text{NHR}_8)-$ wherein R_8 is H; D_2 is $-(\text{CH}_2)_m-$ wherein m is 1 or 2; D_3 is selected from $-\text{S}-$, $-\text{S}(=\text{O})-$ and $-\text{SO}_2-$; D_4 is $-(\text{CH}_2)_m-$ wherein m is 1 or 2; d_1 , d_2 , d_3 , and d_4 are equal to 1; and z_1 and d_5 are equal to 0.

63. The compound of claim 1 wherein D_1 is $-\text{CH}(\text{NHR}_8)-$ wherein R_8 is H; D_2 is $-(\text{CH}_2)_m-$; D_3 is $-\text{C}(=\text{O})-$; D_4 is $-\text{N}(\text{R}_6)-$ wherein R_6 is H; D_5 is $-(\text{CH}_2)_m-$; d_1 , d_2 , d_3 , d_4 and d_5 are equal to 1; and z_1 is equal to 0.

64. The compound of claim 1 wherein D_1 is $-\text{CH}(\text{NHR}_8)-$ wherein R_8 is H; D_2 is $-(\text{CH}_2)_m-$; D_3 is $-\text{C}(=\text{O})-$; D_4 is $-\text{N}(\text{R}_6)-$ wherein R_6 is $-(\text{CH}_2)_m\text{NH}_2$ wherein m is 1 to 3; D_5 is $-(\text{CH}_2)_m-$; d_1 , d_2 , d_3 , d_4 and d_5 are equal to 1; and z_1 is equal to 0.

65. The compound of claim 1 wherein D_1 is $-\text{CH}(\text{NHR}_8)-$ wherein R_8 is H; D_2 is $-(\text{CH}_2)_m-$; D_3 is $-\text{N}(\text{R}_6)-$ wherein R_6 is H; D_4 is $-\text{C}(=\text{O})-$; D_5 is $-(\text{CH}_2)_m-$; d_1 , d_2 , d_3 , d_4 and d_5 are equal to 1; and z_1 is equal to 0.

66. The compound of claim 1 wherein D_1 is $-\text{CH}(\text{R}_2)-$ wherein R_2 is selected from H, Me and Et; D_2 is $-\text{N}(\text{R}_6)-$ wherein R_6 is H; D_3 is $-\text{C}(=\text{O})-$; D_4 is $-\text{CH}(\text{NHR}_8)-$ wherein R_8 is H; D_5 is $-(\text{CH}_2)_m-$; d_1 , d_2 , d_3 , d_4 and d_5 are equal to 1; and z_1 is equal to 0.

67. The compound of claim 1 wherein D_1 is $-\text{CH}(\text{NHR}_8)-$ wherein R_8 is H; D_2 is $-(\text{CH}_2)_m-$; D_3 is $-\text{N}(\text{R}_6)-$ wherein R_6 is H; d_1 , d_2 and d_3 are equal to 1; and z_1 , d_4 and d_5 are equal to 0.

68. The compound of claim 1 wherein D_1 is $-\text{CH}(\text{NHR}_8)-$ wherein R_8 is H; D_2 is $-(\text{CH}_2)_m-$; D_3 is $-\text{C}(=\text{O})-$; D_4 is $-\text{N}(\text{R}_6)-$ wherein R_6 is H; d_1 , d_2 , d_3 and d_4 are equal to 1; and z_1 , d_5 are equal to 0.

69. The compound of claim 1 wherein D_1 is $-\text{CH}(\text{NHR}_8)-$ wherein R_8 is selected from Alanine, Arginine, Asparagine, Aspartic acid, Glutamic acid, Glutamine, Cysteine, Glycine, Histidine, Isoleucine, Leucine, Lysine, Methionine, Phenylalanine, Proline, Serine, Threonine, Tryptophan, Tyrosine, and Valine; D_2 is $-(\text{CH}_2)_m-$; d_1 and d_2 are equal to 1; and z_1 , d_3 , d_4 and d_5 are equal to 0.

70. The compound of claim 1 wherein D_1 is $-\text{CH}(\text{NHR}_8)-$ wherein R_8 is $-\text{C}(\text{O})\text{CH}(\text{R}_{15})(\text{NH}_2)$, R_4 is $-(\text{CH}_2)_m\text{R}_9$, and R_9 is selected from H and Me; D_2 is $-(\text{CH}_2)_m-$; d_1 and d_2 are equal to 1; and z_1 , d_3 , d_4 and d_5 are equal to 0.

71. The compound of claim 1 wherein D_1 is $-\text{CH}(\text{NHR}_8)-$ wherein R_8 is $-\text{C}(\text{O})\text{CH}(\text{R}_{15})(\text{NH}_2)$, R_4 is $-(\text{CH}_2)_m\text{R}_9$, and R_9 is selected from SH and OH; D_2 is $-(\text{CH}_2)_m-$; d_1 and d_2 are equal to 1; and z_1 , d_3 , d_4 and d_5 are equal to 0.

72. The compound of claim 1 wherein D_1 is $-\text{CH}(\text{NHR}_8)-$ wherein R_8 is $-\text{C}(\text{O})\text{A}_2\text{CH}_2\text{NH}_2$, A_2 is $-(\text{CH}_2)_m-$; D_2 is $-(\text{CH}_2)_m-$; d_1 and d_2 are equal to 1; and z_1 , d_3 , d_4 and d_5 are equal to 0.

73. The compound of claim 1 wherein D_1 is $-\text{CH}(\text{NHR}_8)-$ wherein R_8 is $-\text{C}(\text{O})\text{A}_2\text{CH}_2\text{NH}_2$, A_2 is $-\text{NR}_2-$, and R_2 is H; D_2 is $-(\text{CH}_2)_m-$; d_1 and d_2 are equal to 1; and z_1 , d_3 , d_4 and d_5 are equal to 0.

74. The compound of claim 1 wherein D_1 is $-\text{CH}(\text{NHR}_8)-$ wherein R_8 is $-\text{C}(\text{O})\text{A}_2\text{CH}_2\text{NH}_2$, A_2 is $-\text{NR}_2-$, R_2 is select from $-\text{O}-$ and $-\text{S}-$; d_1 and d_2 are equal to 1; and z_1 , d_3 , d_4 and d_5 are equal to 0.

75. The compound of claim 1 wherein D_1 is $-\text{CH}(\text{NHR}_8)-$ wherein R_8 is H; D_2 is $-(\text{CH}_2)_m-$; Z_1 is an aryl; z_1 , d_1 and d_2 are equal to 1; and d_3 , d_4 and d_5 are equal to 0.

76. The compound of claim 1 wherein D_1 is $-\text{CH}(\text{NHR}_8)-$ wherein R_8 is H; Z_1 is an aryl; z_1 and d_1 are equal to 1; and d_2 , d_3 , d_4 and d_5 are equal to 0.

77. The compound of claim 1 wherein D_1 is $-\text{CH}(\text{NHR}_8)-$ wherein R_8 is H; Z_1 is an aryl; D_3 is $-(\text{CH}_2)_m-$; z_1 , d_1 and d_3 are equal to 1; and d_2 , d_4 and d_5 are equal to 0.

78. The compound of claim 1 wherein D_1 is $-\text{CH}(\text{NHR}_8)-$ wherein R_8 is H; D_2 is $-(\text{CH}_2)_m-$; Z_1 is a carbocyclyl; z_1 , d_1 and d_2 are equal to 1; and d_3 , d_4 and d_5 are equal to 0.

79. The compound of claim 1 wherein D_1 is $-\text{CH}(\text{NHR}_8)-$ wherein R_8 is H; Z_1 is a carbocyclyl; z_1 and d_1 are equal to 1; and d_2 , d_3 , d_4 and d_5 are equal to 0.

80. The compound of claim 1 wherein D_1 is $-\text{CH}(\text{NHR}_8)-$ wherein R_8 is H; Z_1 is a carbocyclyl; D_3 is $-(\text{CH}_2)_m-$; z_1 , d_1 and d_3 are equal to 1; and d_2 , d_4 and d_5 are equal to 0.

81. The compound of claim 1 wherein D_1 is $-\text{CH}(\text{NHR}_8)-$ wherein R_8 is H; D_6 is $-\text{CH}-$; D_7 and D_8 are $-\text{[CH}(\text{R}_2)]_m-$ wherein R_2 is H; R_3 and R_4 are $-(\text{CH}_2)_n\text{CHR}_6\text{R}_7$ wherein R_6 is H, R_7 is $-(\text{CH}_2)_m\text{NHR}_8$, and R_8 is H; R_5 is $-(\text{CH}_2)_m\text{R}_9$ wherein R_9 is H; d_1 is equal to 1; and z_1 , d_2 , d_3 , d_4 and d_5 are equal to 0.

82. The compound of claim 1 wherein D_1 is $-\text{CH}(\text{NHR}_8)-$ wherein R_8 is H; D_2 is $-(\text{CH}_2)_m-$; D_3 is $-\text{C}(=\text{O})-$; D_6 is $-\text{N}-$; D_7 and D_8 are $-\text{[CH}(\text{R}_2)]_m-$ wherein R_2 is H; R_3 is $-\text{[CH}(\text{R}_2)]_m-$

$(\text{CH}_2)_n\text{CHR}_6\text{R}_7$ wherein R_6 is H and R_7 is $-(\text{CH}_2)_m\text{NHR}_8$ wherein R_8 is H; R_4 and R_5 are $-(\text{CH}_2)_m\text{R}_9$ wherein R_9 is H; d_1 , d_2 , and d_3 are equal to 1; and z_1 , d_4 and d_5 are equal to 0.

83. The compound of claim 1 wherein D_1 is $-\text{CH}(\text{NHR}_8)-$ wherein R_8 is H; D_2 is $-(\text{CH}_2)_m-$; D_6 is $-\text{CH}-$; R_3 and R_5 are $-(\text{CH}_2)_n\text{CHR}_6\text{R}_7$ wherein R_6 is H and R_7 is $-(\text{CH}_2)_m\text{NHR}_8$ wherein R_8 is H; n is 0 to 1; d_1 , d_2 , q_4 , q_5 , q_6 and q_7 are equal to 1; and z_1 , d_2 , d_3 , d_4 and d_5 are equal to 0.

84. The compound of claim 1 wherein D_1 is $-\text{CH}(\text{NHR}_8)-$ wherein R_8 is H; D_2 is $-(\text{CH}_2)_m-$; D_6 is $-\text{CH}-$; R_3 is $-(\text{CH}_2)_n\text{CHR}_6\text{R}_7$ wherein R_6 and R_7 are $-(\text{CH}_2)_m\text{NHR}_8$ wherein R_8 is H; R_5 is $-(\text{CH}_2)_m\text{R}_9$ wherein R_9 is H; n is 0 to 1; d_1 , d_2 , q_4 , q_5 and q_6 are equal to 1; and q_7 , z_1 , d_3 , d_4 and d_5 are equal to 0.

85. The compound of claim 1 wherein D_6 is $-\text{N}-$; and D_7 and D_8 are $-\text{[CH(R}_2)]_m-$ wherein R_2 is H and m is 2 to 3.

86. The compound of claim 1 wherein D_6 is $-\text{CH}-$; and D_7 and D_8 are $-\text{[CH(R}_2)]_m-$ wherein R_2 is H and m is 1 to 2.

87. The compound of claim 1 wherein D_6 is $-\text{N}-$; D_7 is $-\text{[CH(R}_2)]_m-$ wherein R_2 is H; and D_8 is $-\text{C(=O)(CH}_2)_m-$.

88. The compound of claim 1 wherein D_6 is $-\text{N}-$; D_7 is $-\text{[CH(R}_2)]_m-$ wherein R_2 is H; and D_8 is $-\text{NH(CH}_2)_m-$.

89. The compound of claim 1 wherein Q_1 is selected from $-\text{N}-$ and $-\text{N(Me)}-$; Q_3 is $-\text{CH}_2-$; q_1 , q_2 , and q_3 are equal to 1; R_{10} and R_{11} are both $-(\text{CH}_2)_n\text{NHR}_2$ wherein R_2 is H and n is 1 or 2; and R_{12} is selected from Me and Et.

90. The compound of claim 1 wherein Q_3 is $-\text{CH}_2-$; q_1 is equal to 0; q_2 and q_3 are equal to 1; R_{10} and R_{11} are both $-(\text{CH}_2)_n\text{NHR}_2$ wherein R_2 is H and n is 0 to 2; and R_{12} is selected from Me and Et.

91. The compound of claim 1 wherein X_1 together with X_2 is selected from $=\text{O}$ and $=\text{S}$.

92. The compound of claim 1 wherein X_1 and X_2 are each H.

93. The compound of claim 1, wherein A_3 is $-\text{CH}_2-$ bonded to R_1 to form a ring and a_2 is 0.

94. The compound of claim 86, wherein a_1 is 1; and A_1 is $-(\text{CH}_2)_m-$ wherein m is 1 or 2.

95. The compound of claim 1, wherein the combined length of D₂, D₃, D₄ and D₅ is not more than 10 atoms.

96. The compound of claim 1, wherein Z₁ is attached to the rest of the compound by way of attachment points on two different atoms of Z₁.

97. The compound of claim 1, wherein the compound has the structure of Formula I.

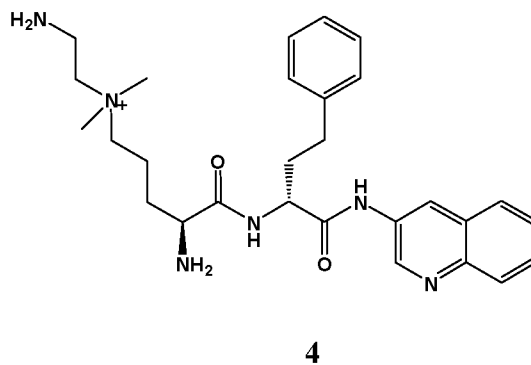
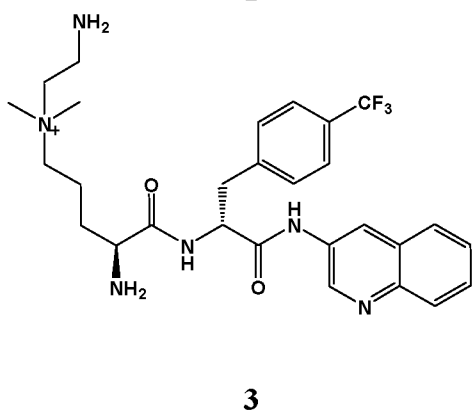
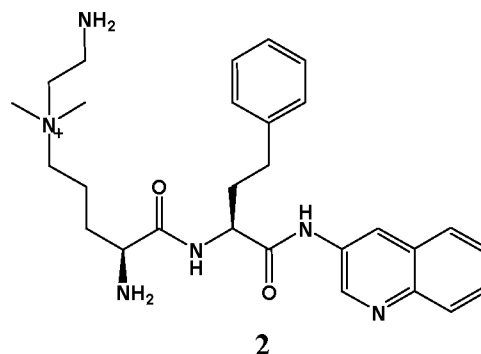
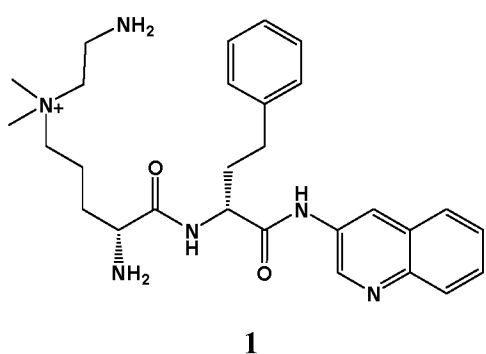
98. The compound of claim 1, wherein the compound has the structure of Formula II.

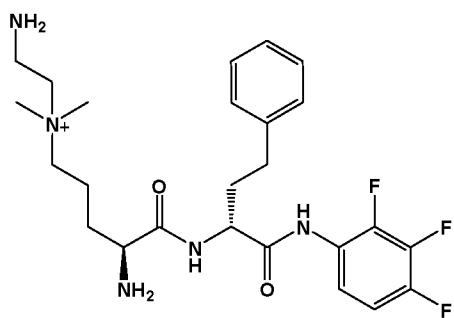
99. The compound of claim 1, wherein the compound has the structure of Formula III.

100. The compound of claim 1, wherein the compound has the structure of Formula IV.

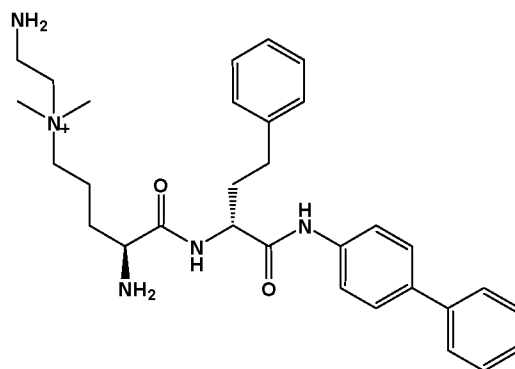
101. The compound of claim 1, wherein the compound has the structure of Formula V.

102. The compound of claim 1, wherein the compound is selected from the group consisting of:

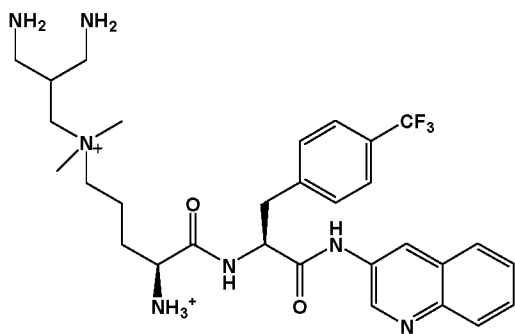




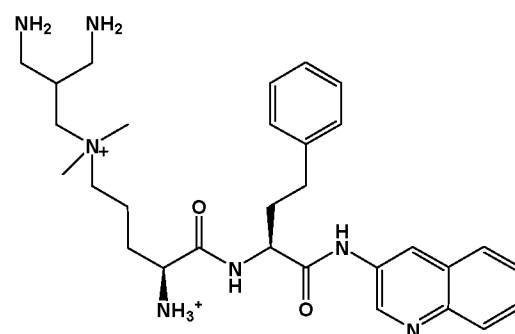
5



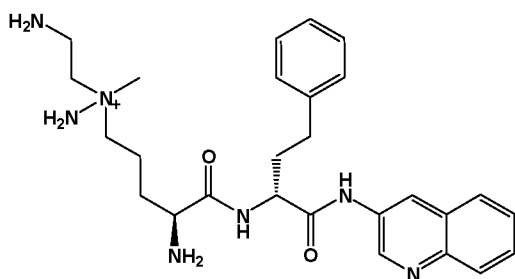
6



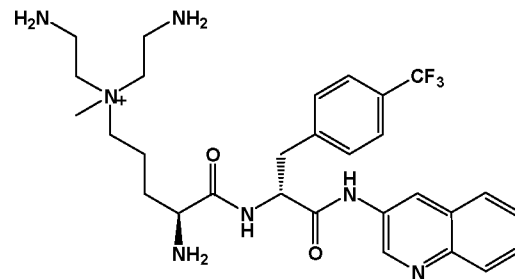
7



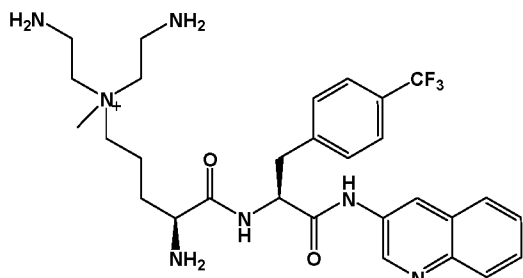
8



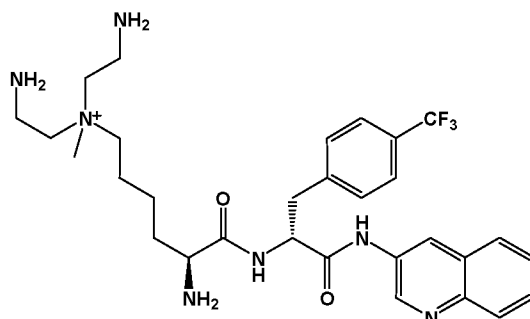
9



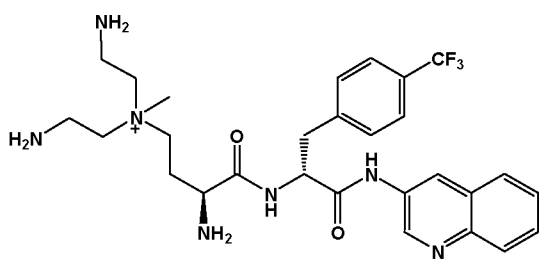
10



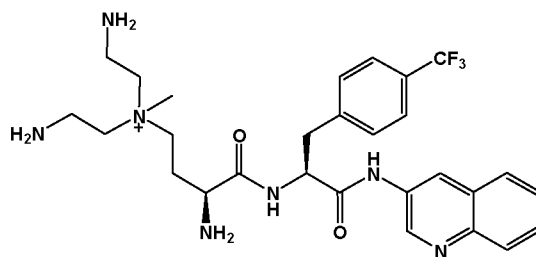
11



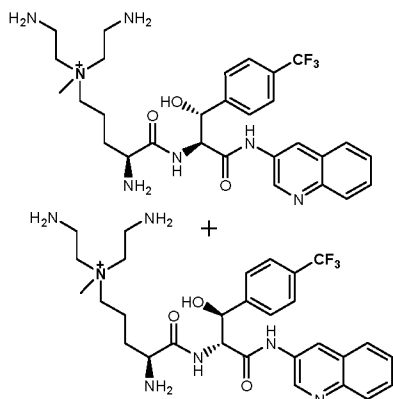
12



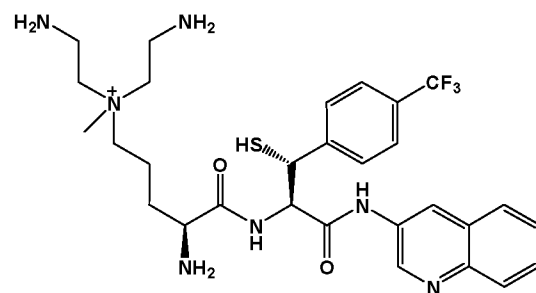
13



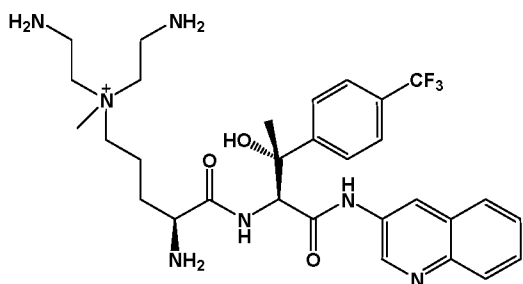
14



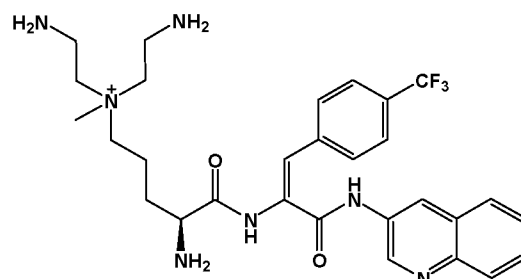
15



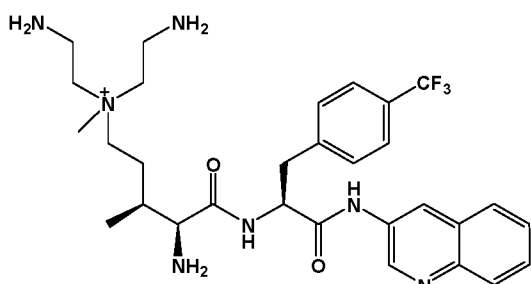
16



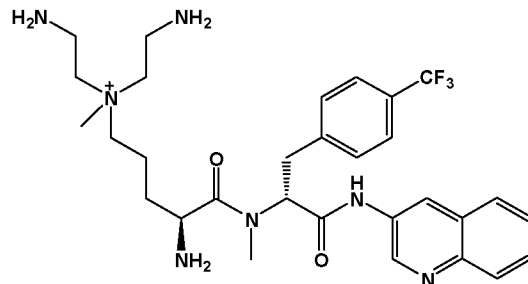
17



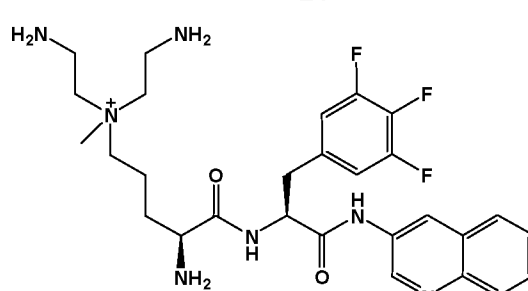
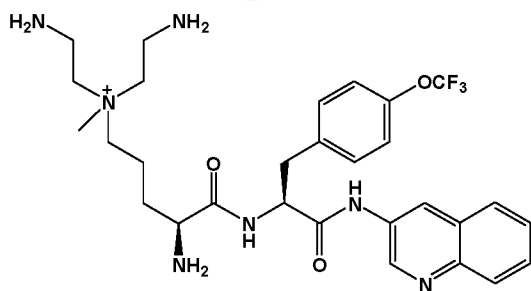
18



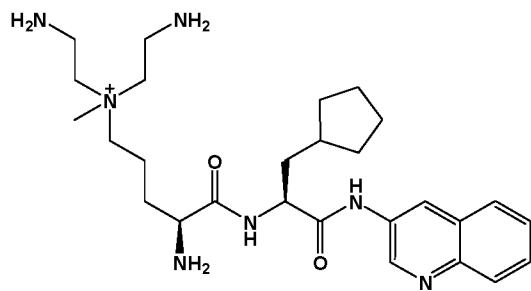
19



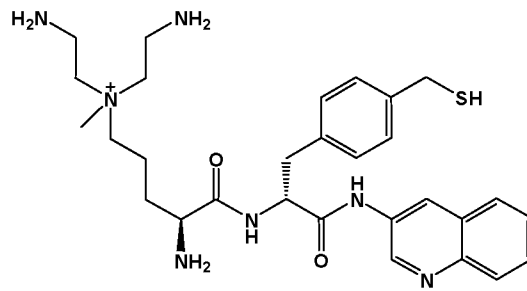
20



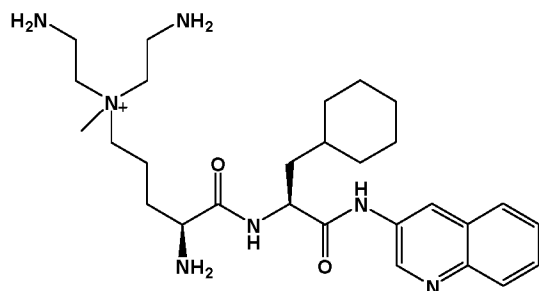
21



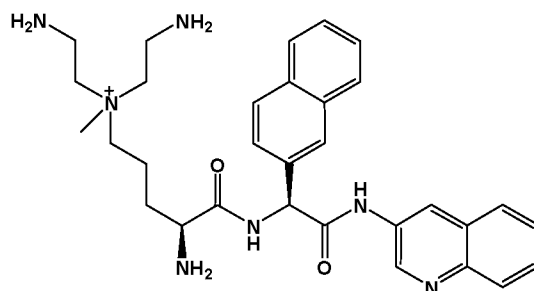
22



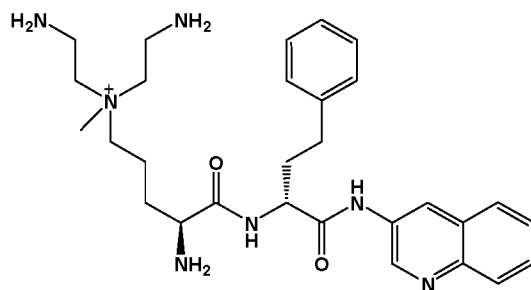
23



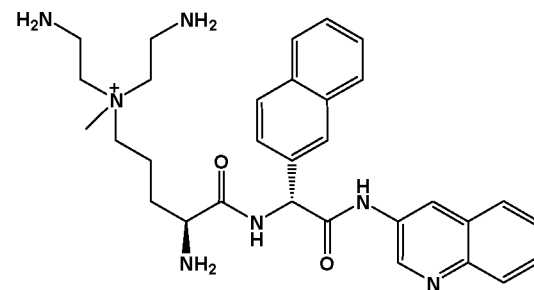
24



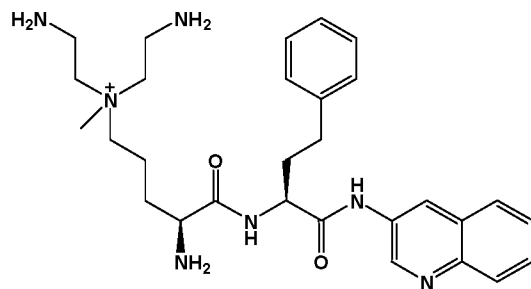
25



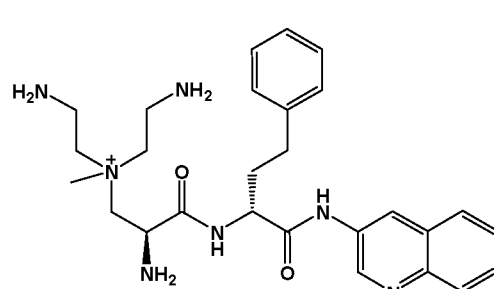
26



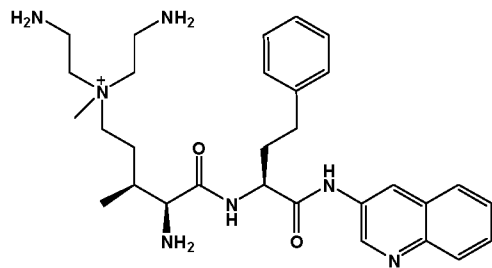
27



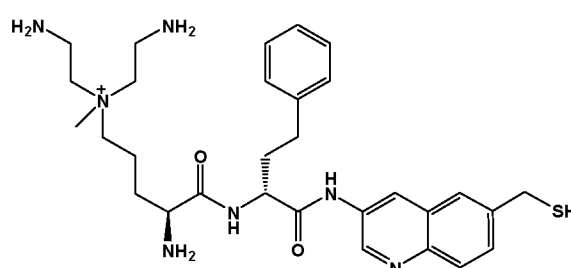
28

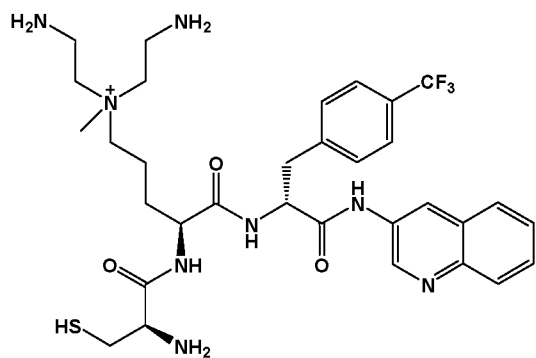


29

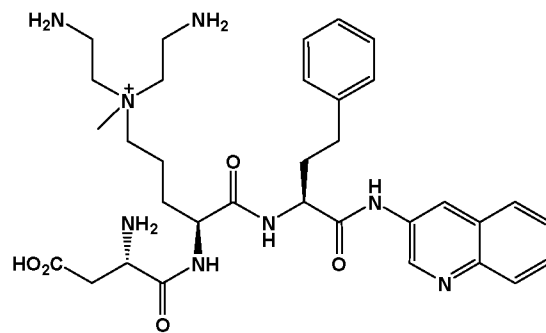


30

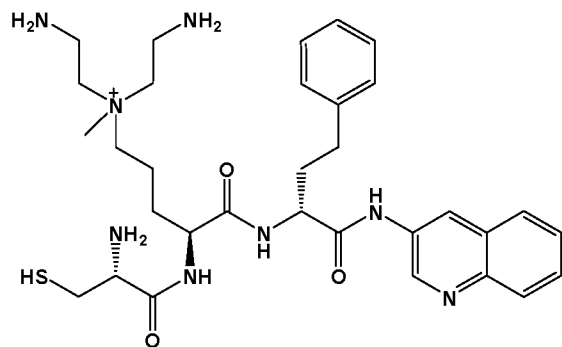




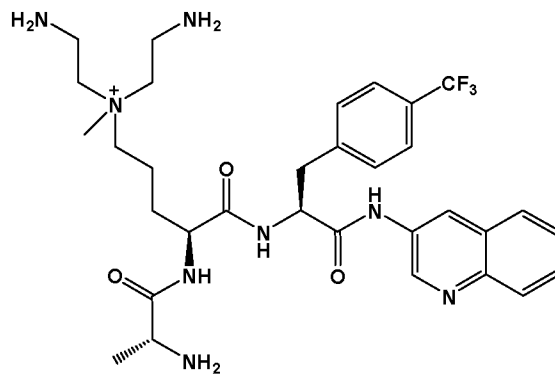
41



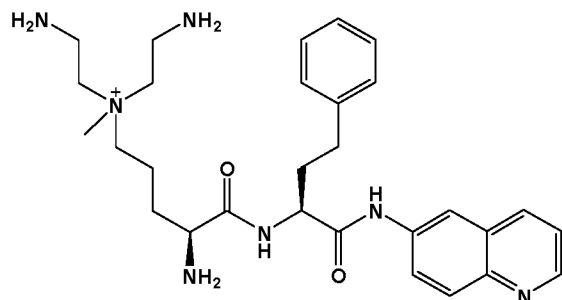
42



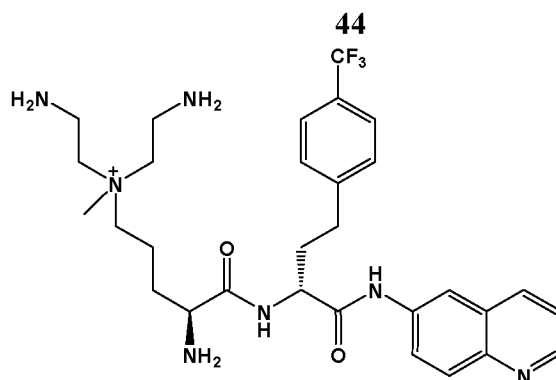
43



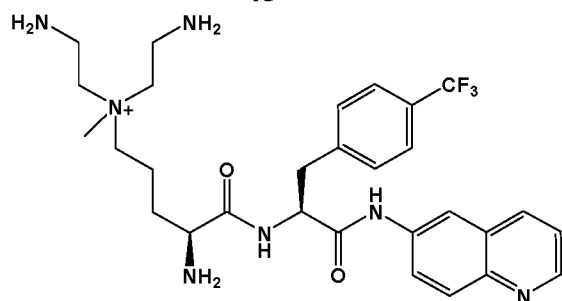
44



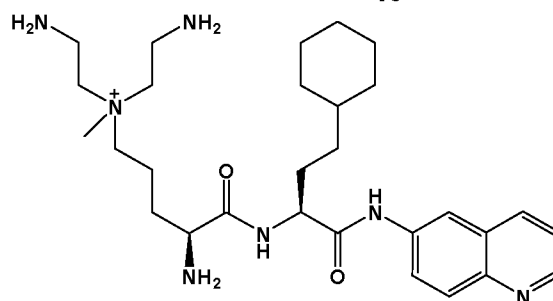
45



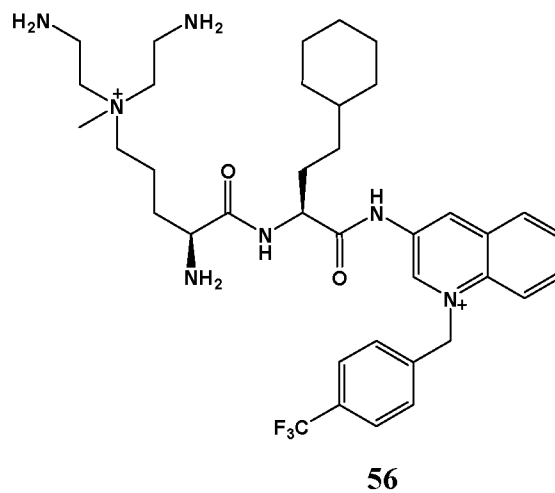
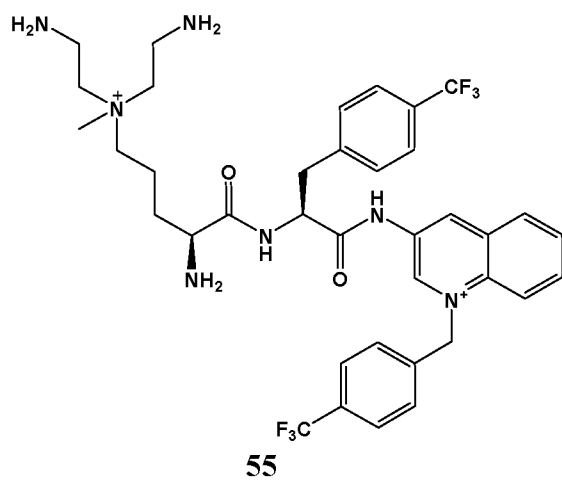
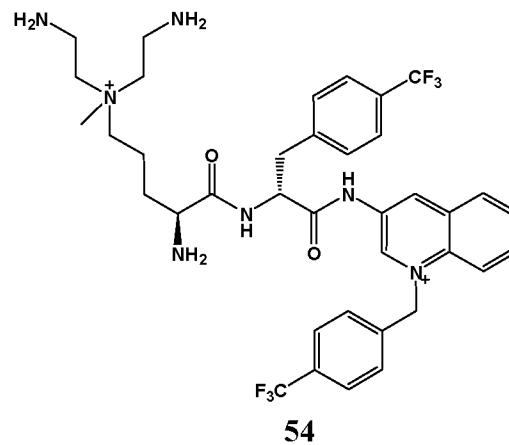
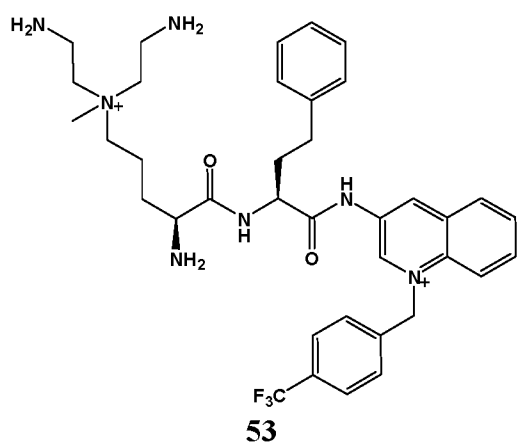
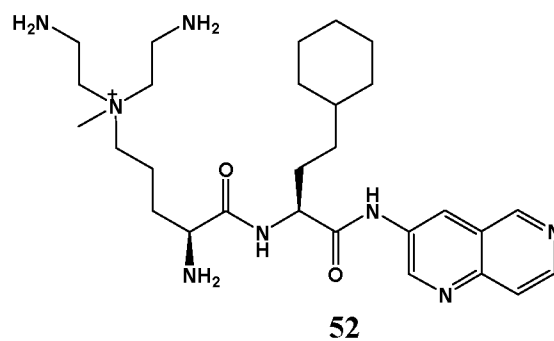
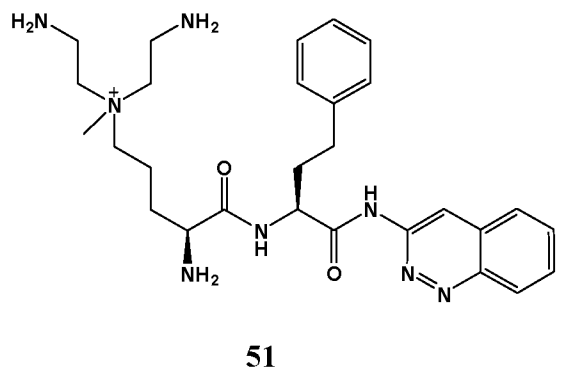
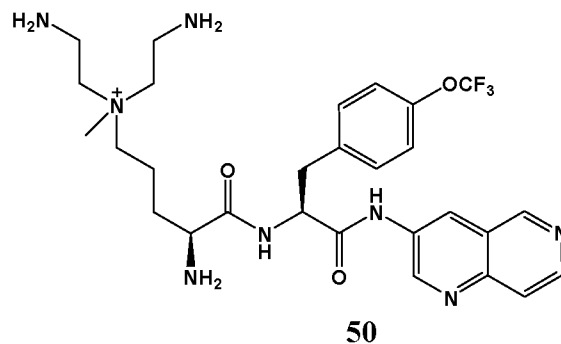
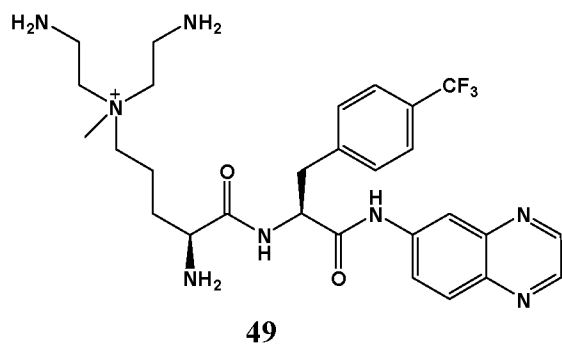
46

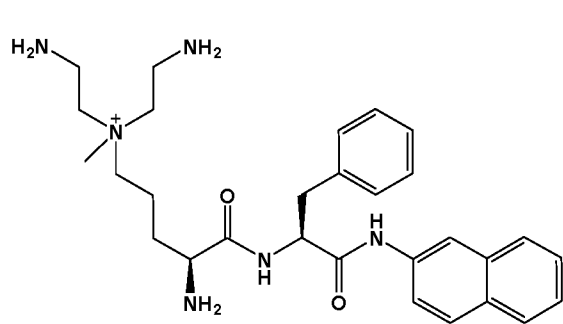


47

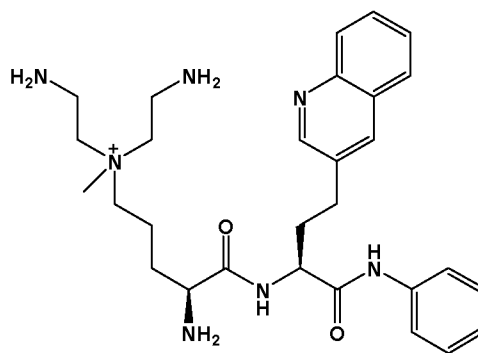


48

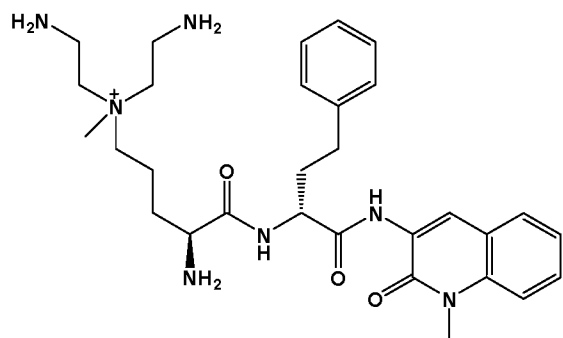




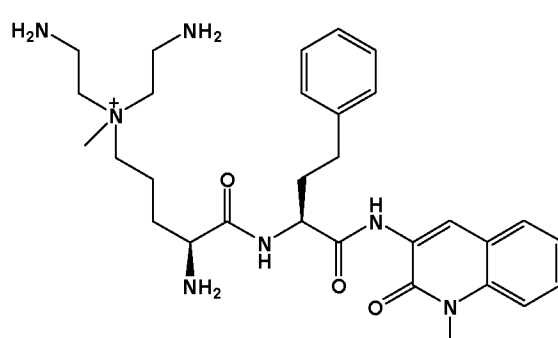
57



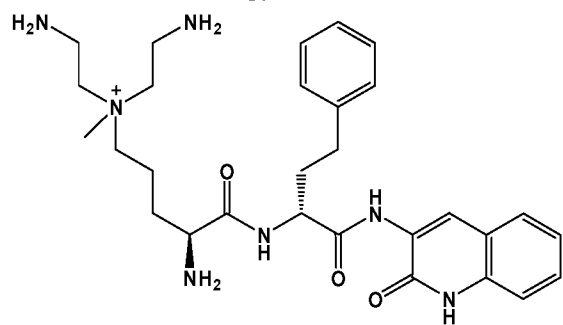
58



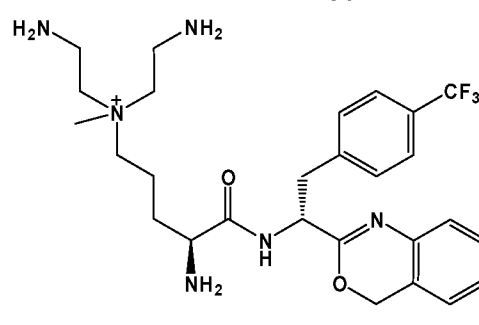
59



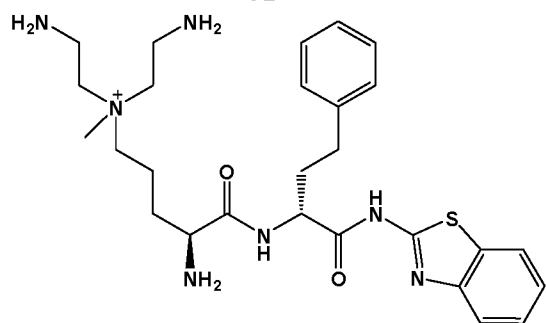
60



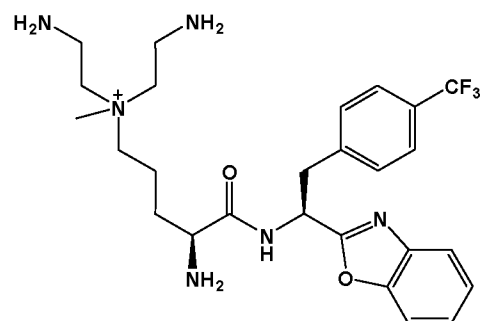
61



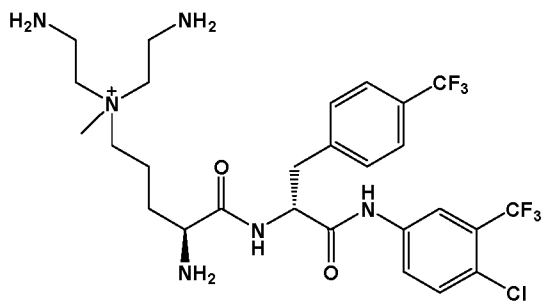
62



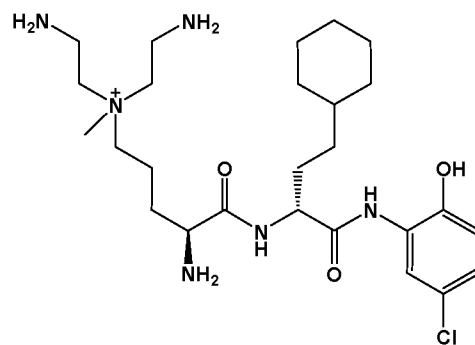
63



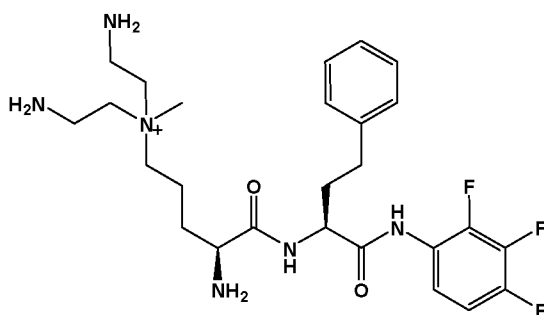
64



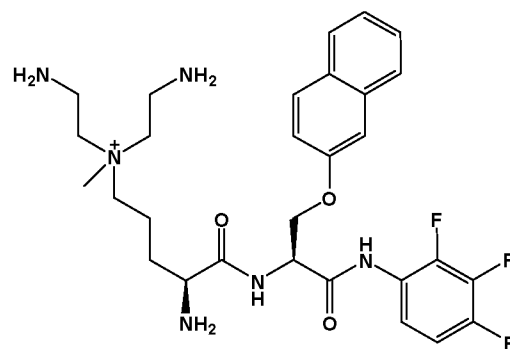
65



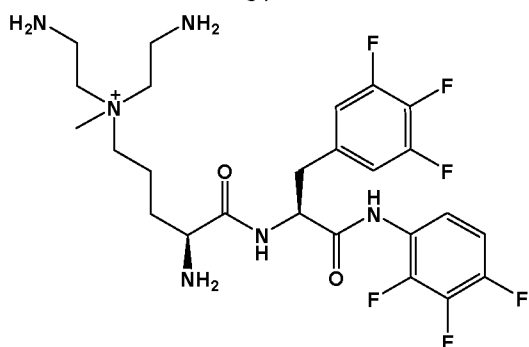
66



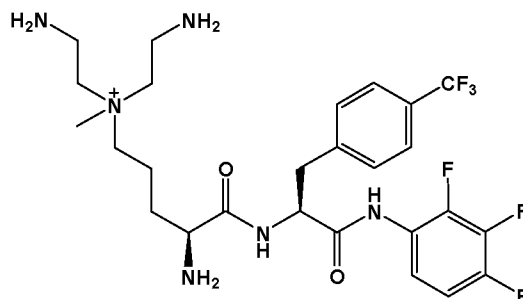
67



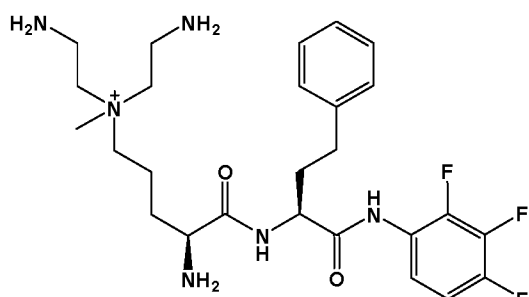
68



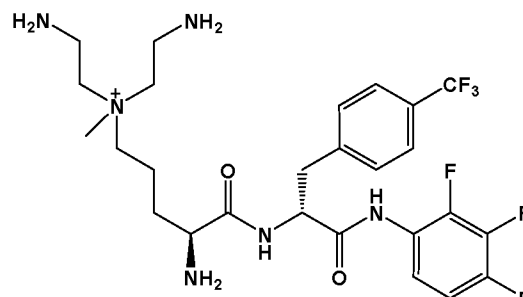
69



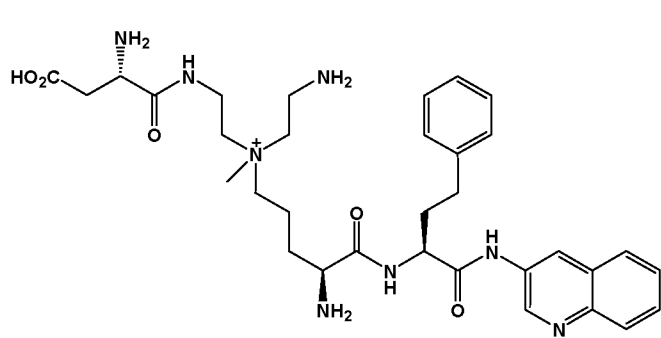
70



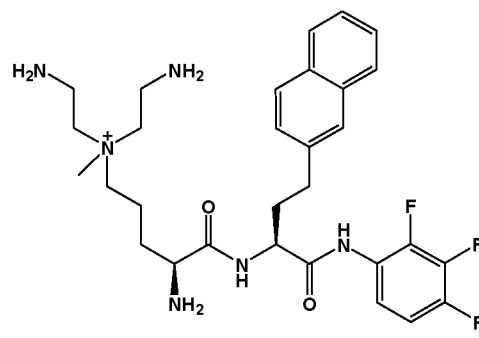
71



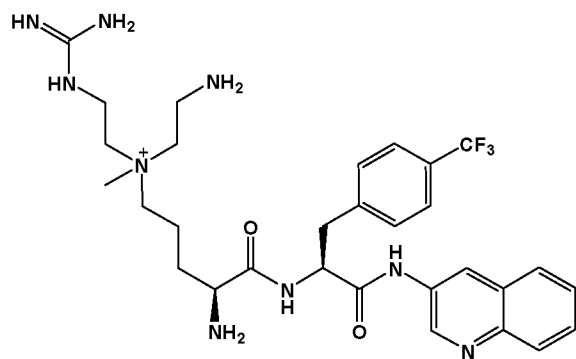
72



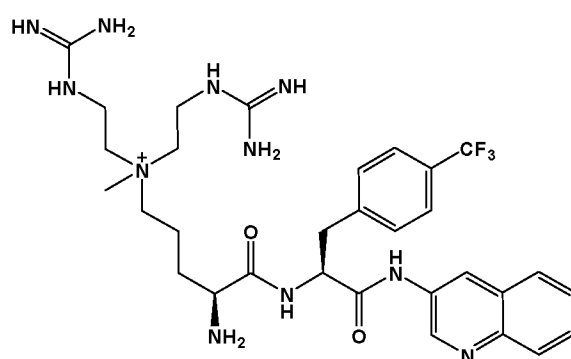
73



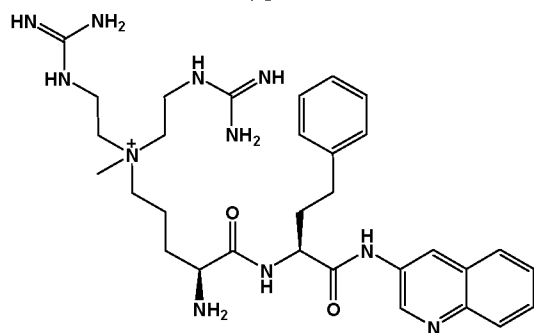
74



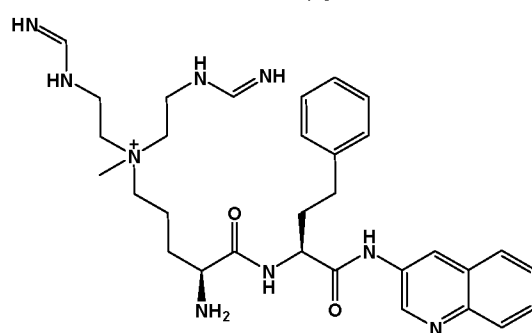
75



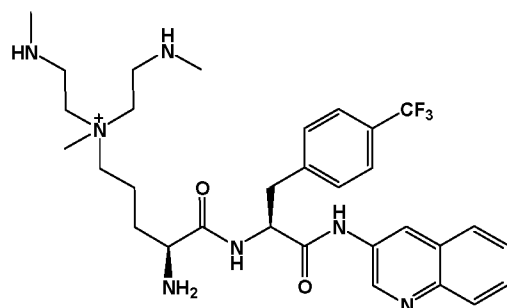
76



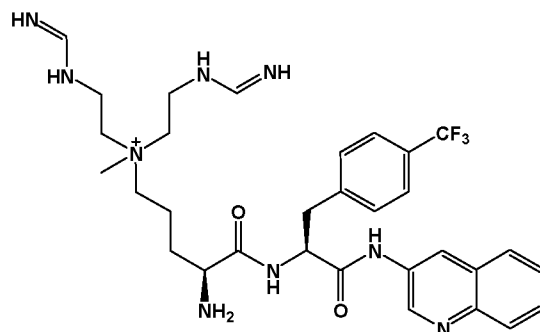
77



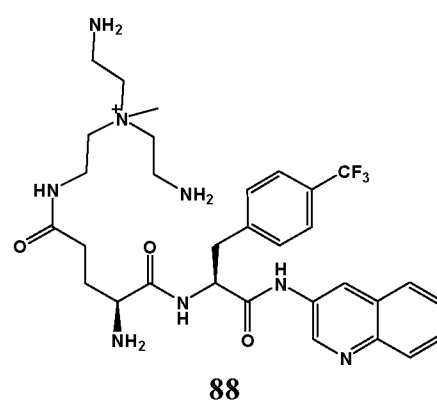
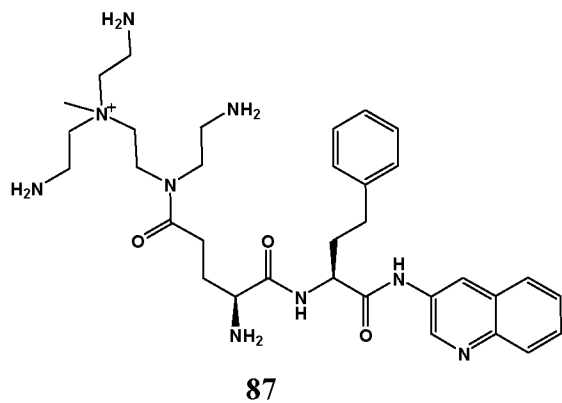
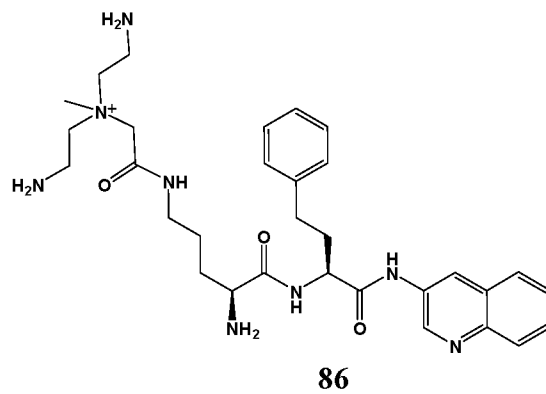
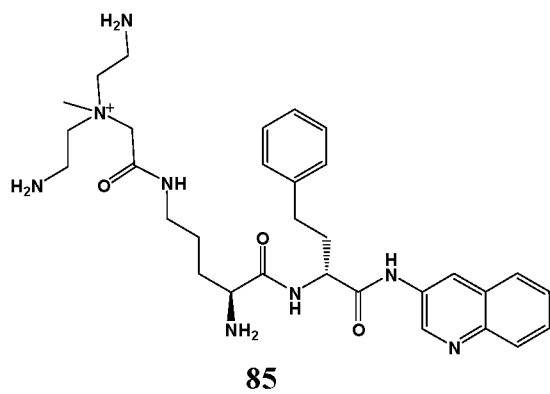
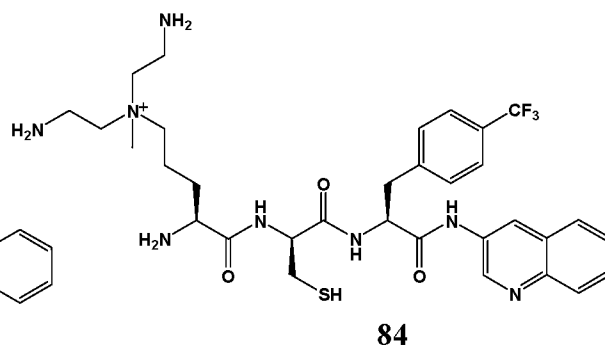
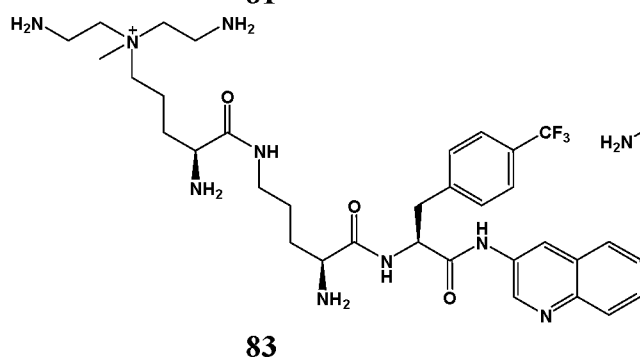
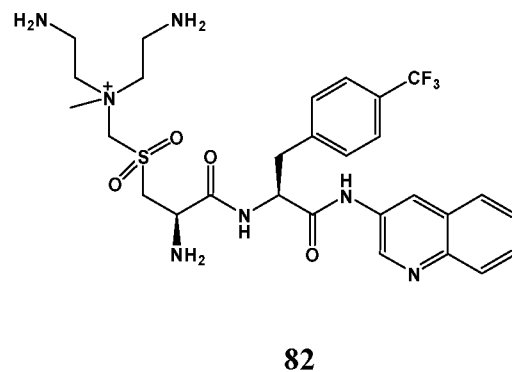
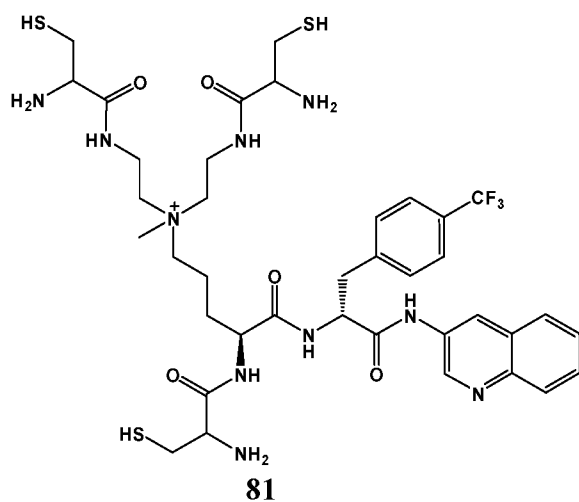
78

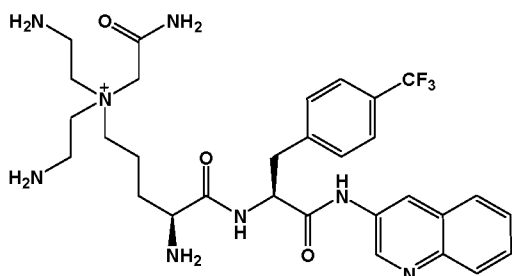


79

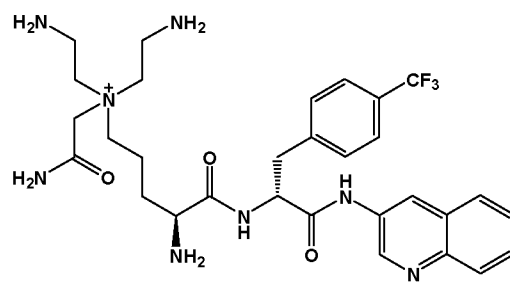


80

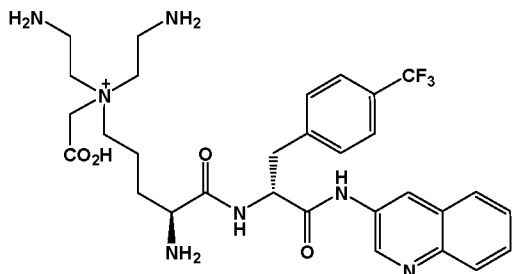




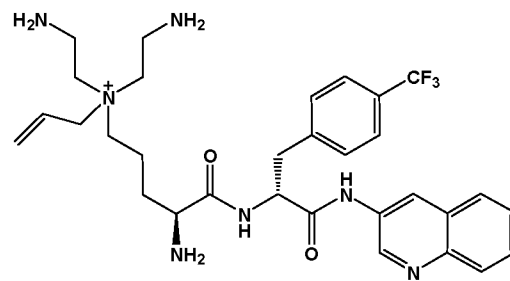
89



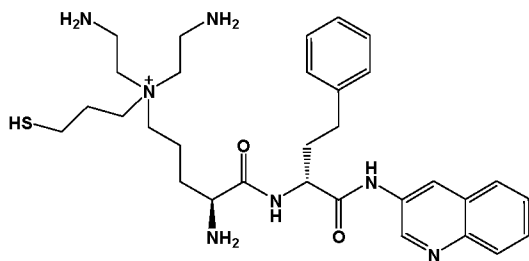
90



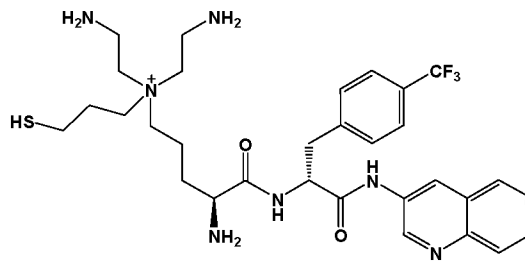
91



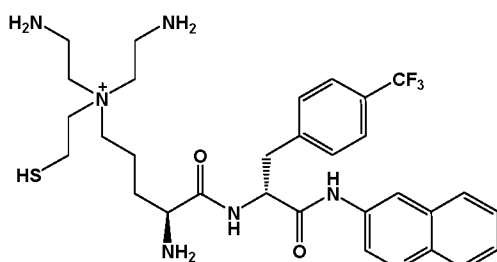
92



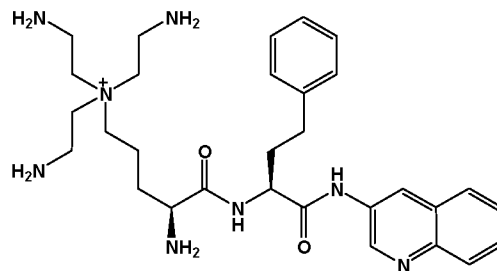
93



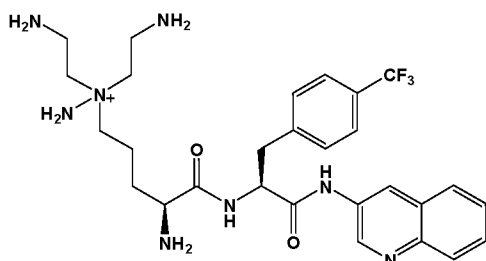
94



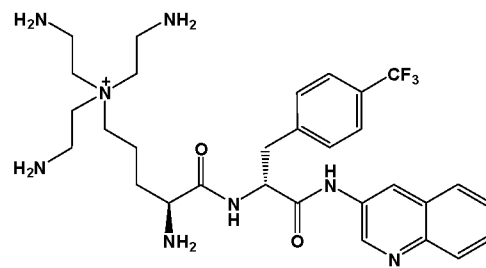
95



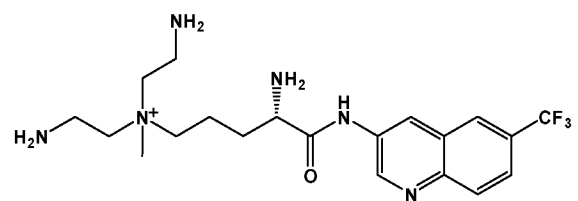
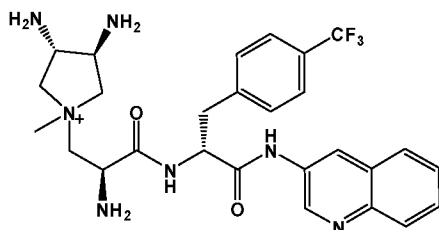
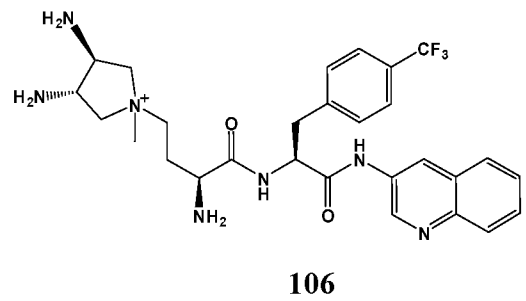
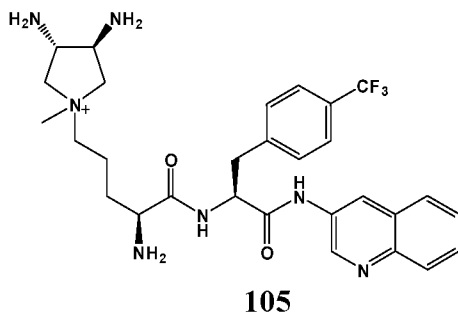
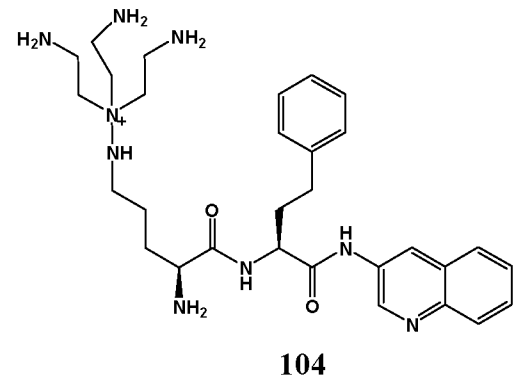
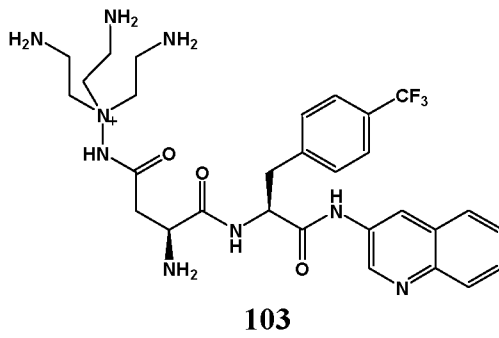
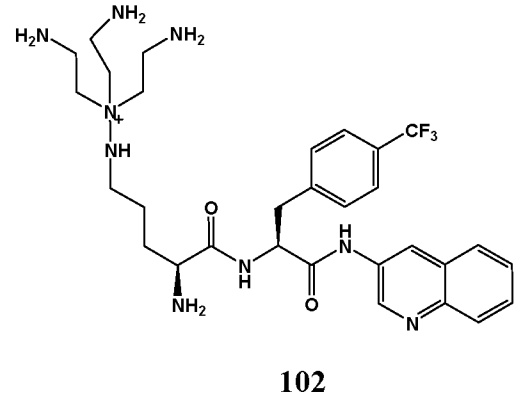
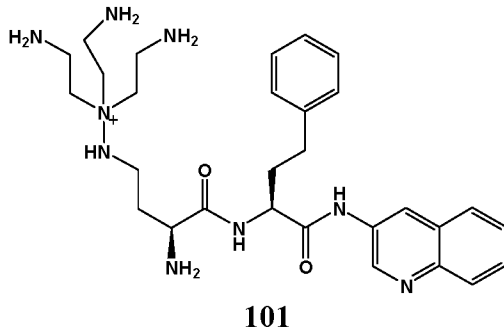
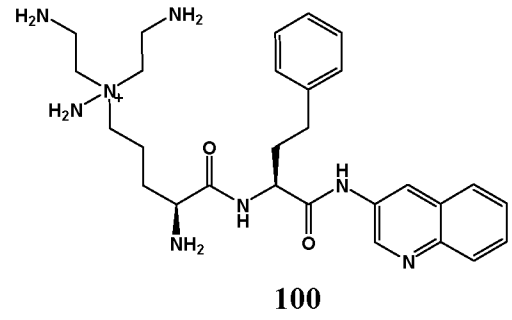
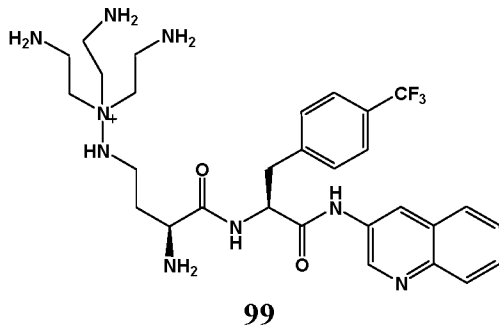
96



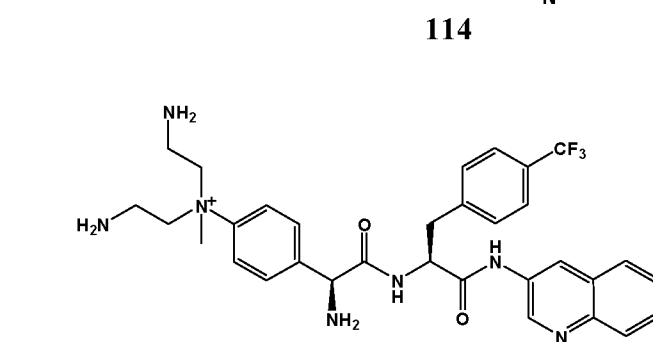
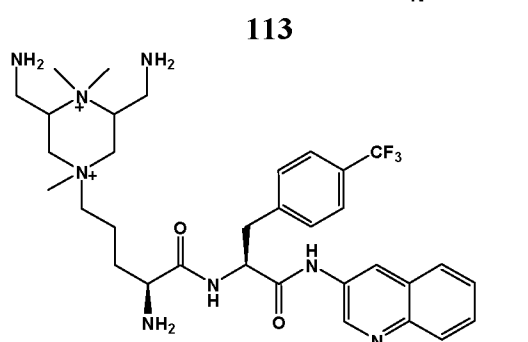
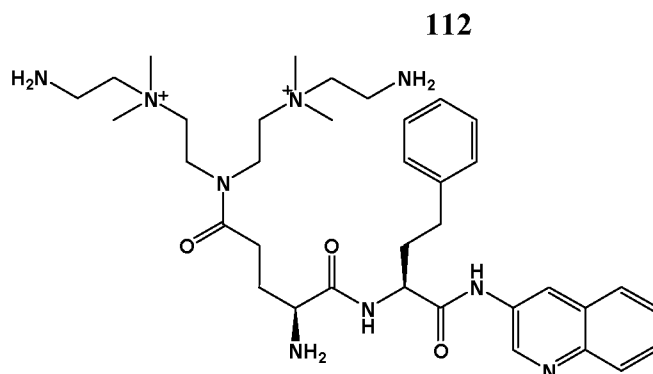
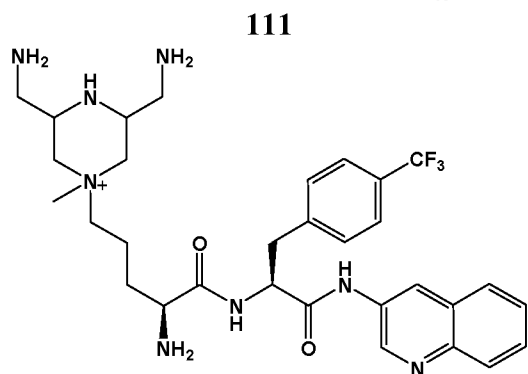
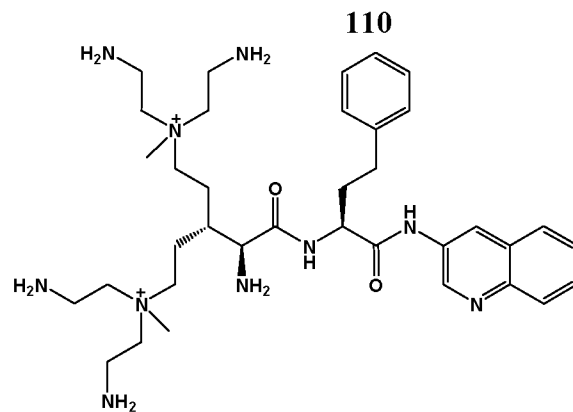
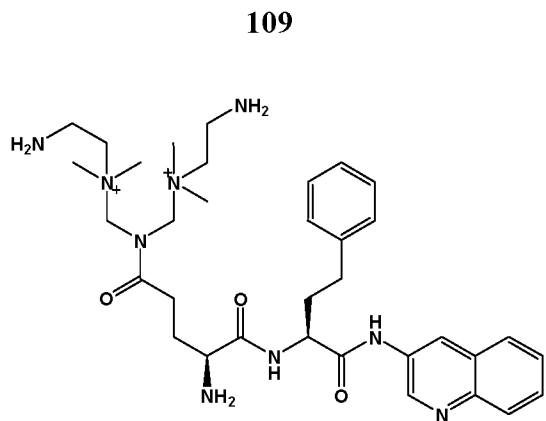
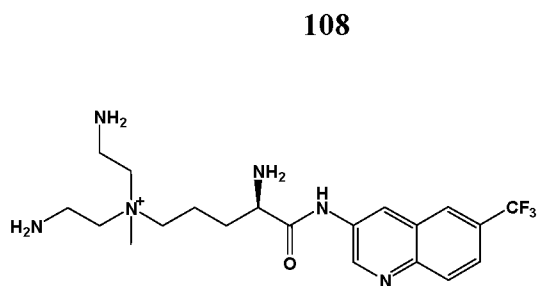
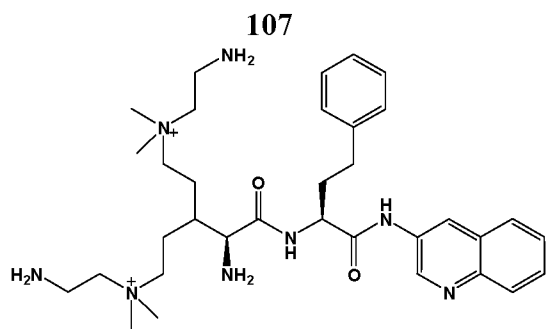


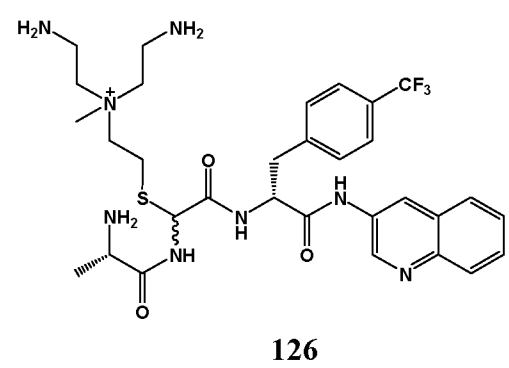
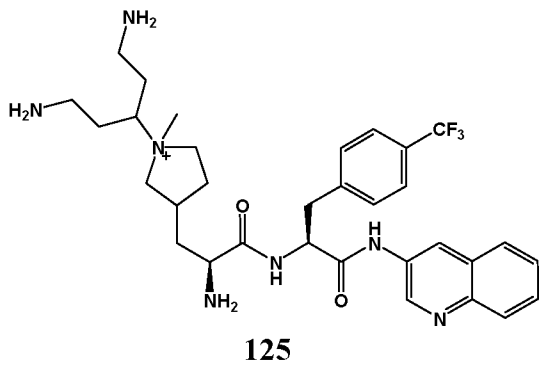
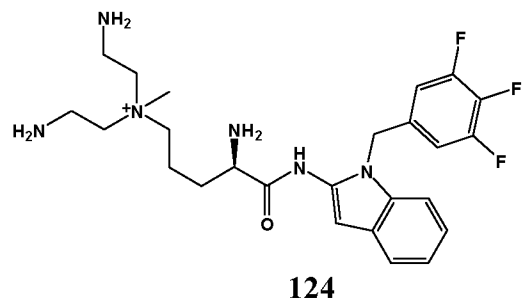
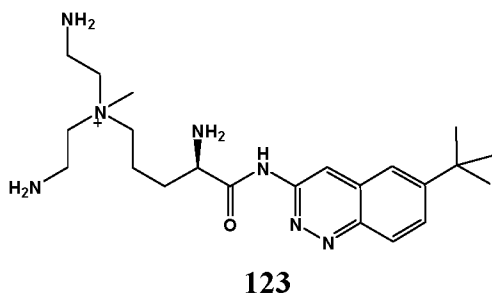
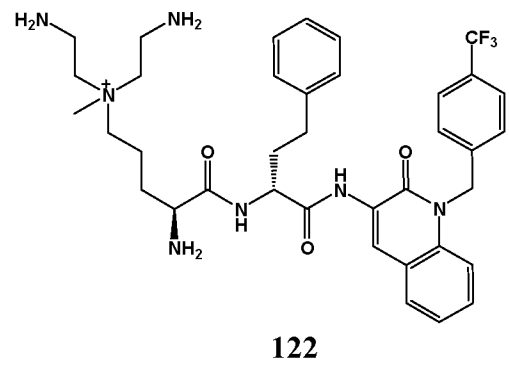
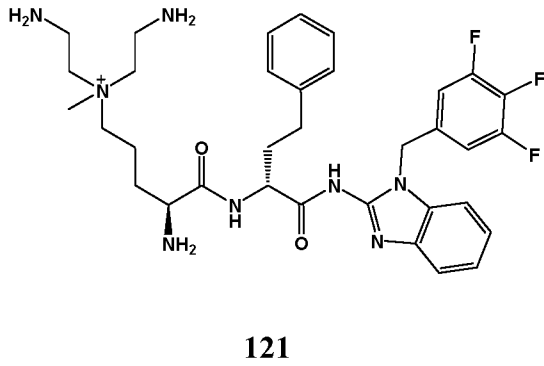
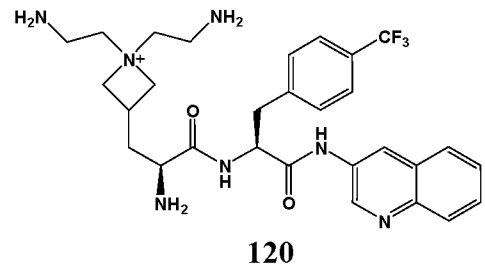
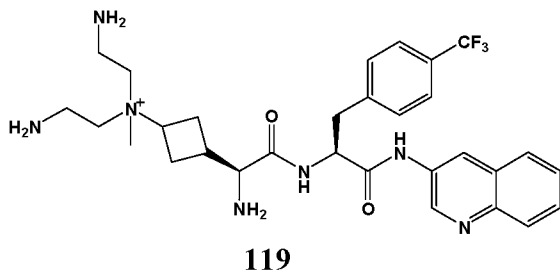
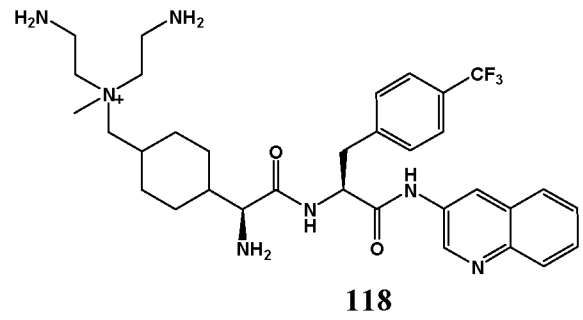
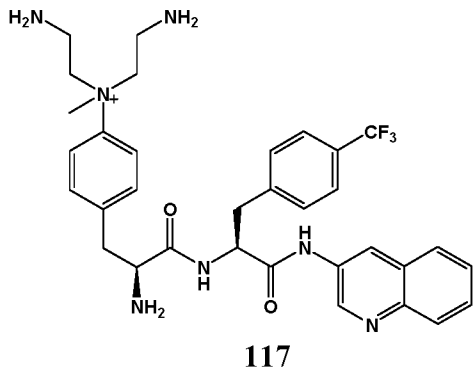
97

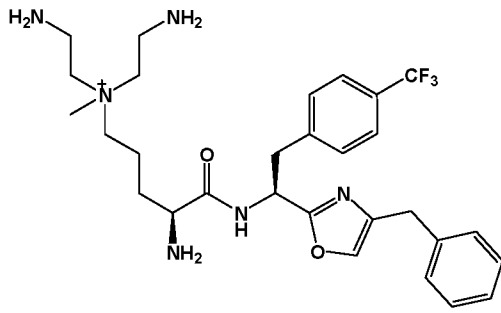


98

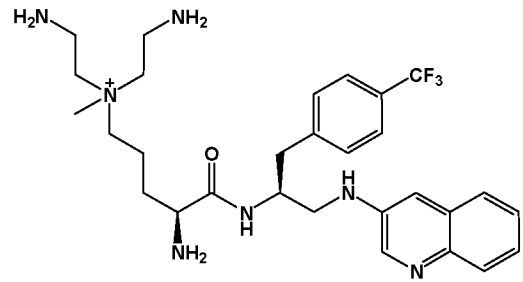




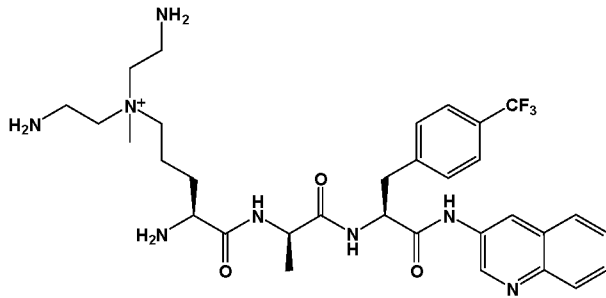




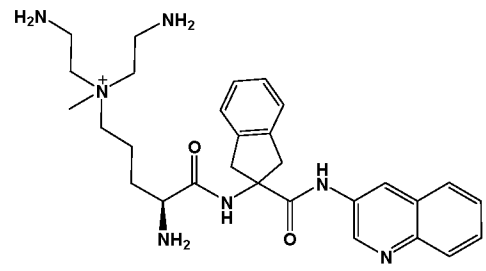
127



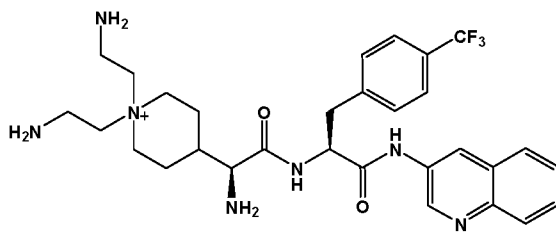
128



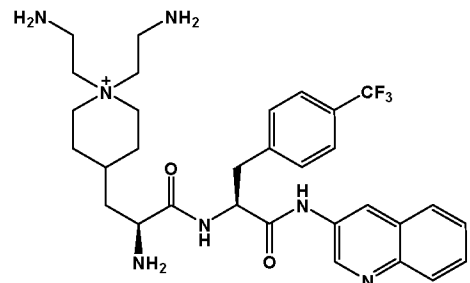
129



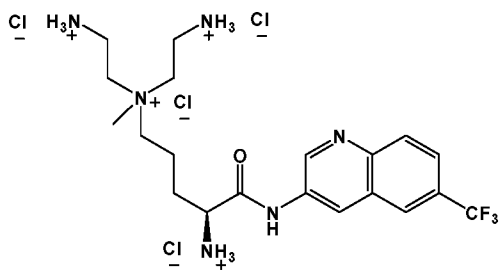
130



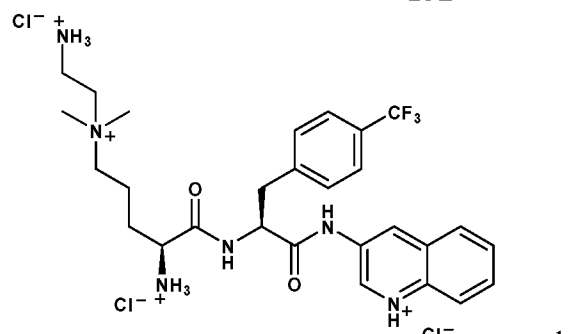
131



132

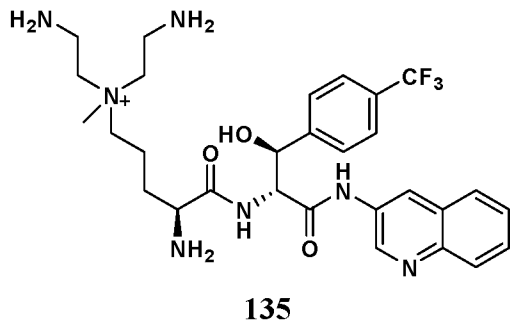


133

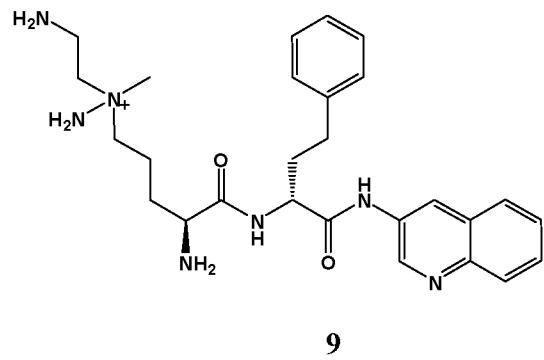
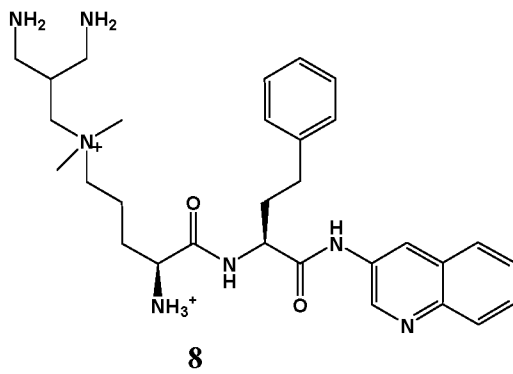
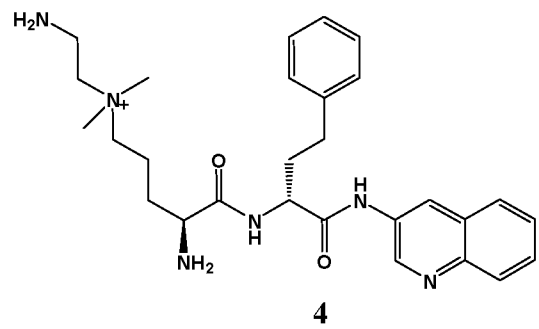
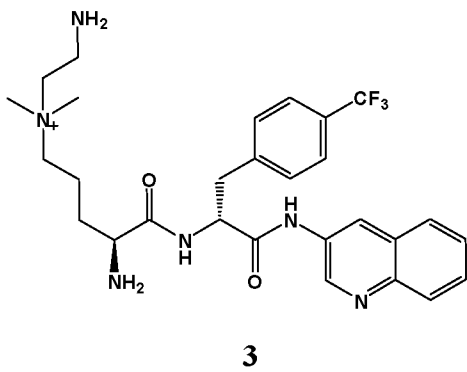
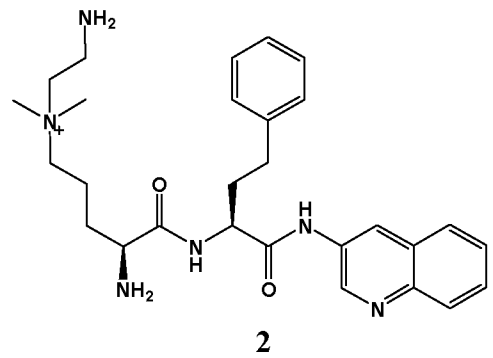
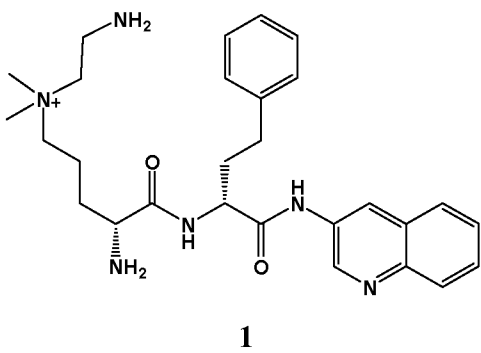


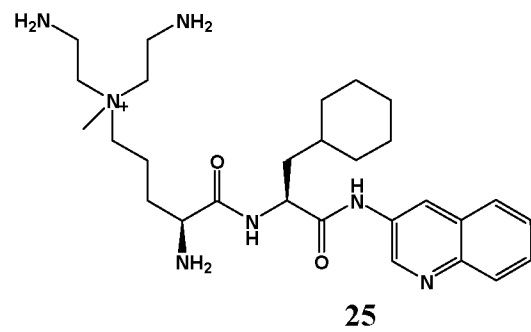
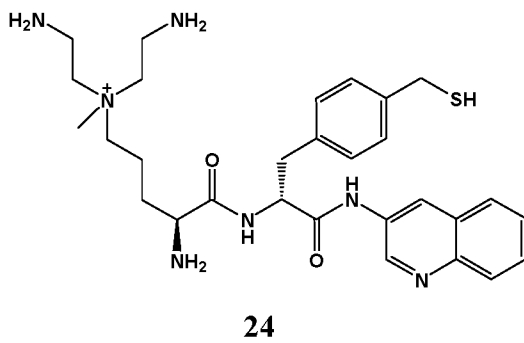
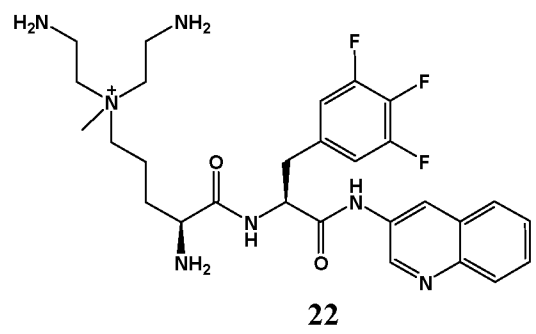
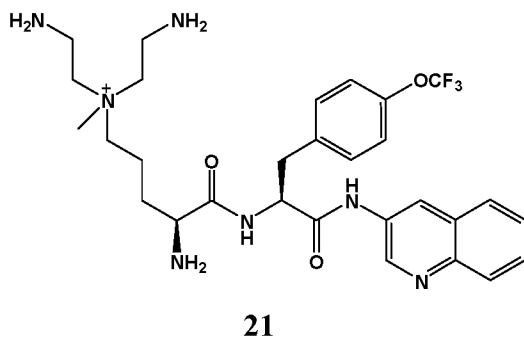
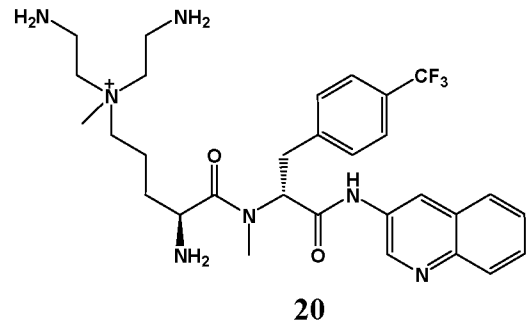
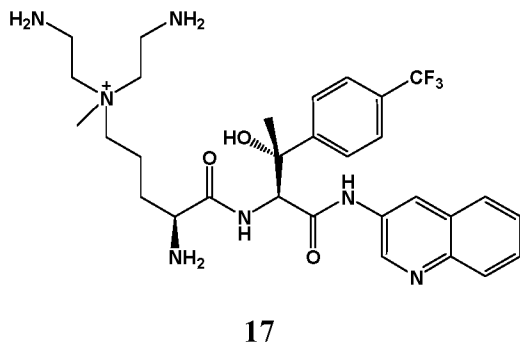
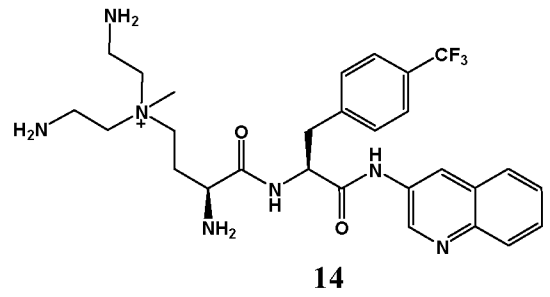
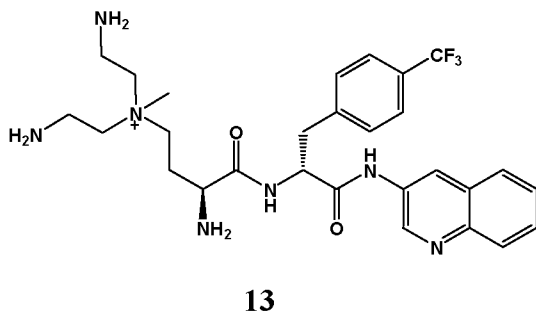
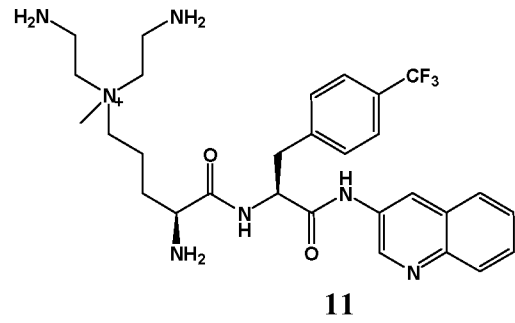
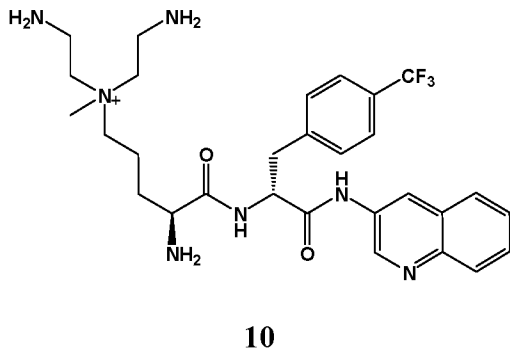
134

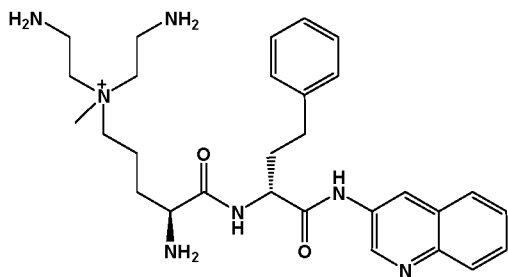
and



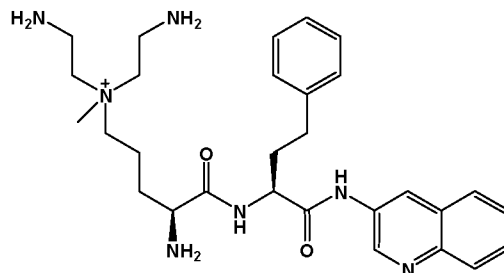
103. The compound of claim 1, wherein the compound is selected from the group consisting of:



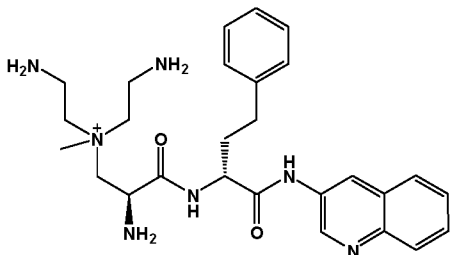




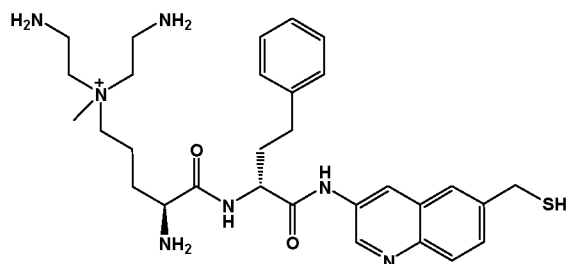
27



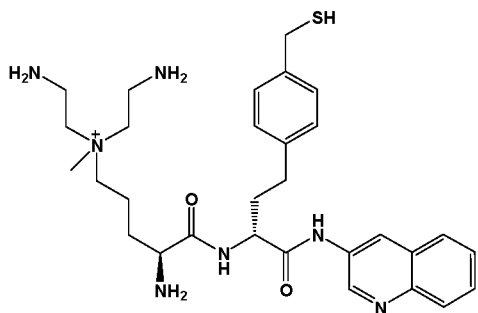
29



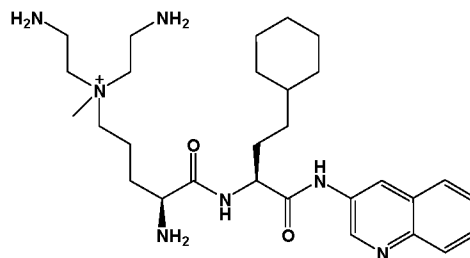
30



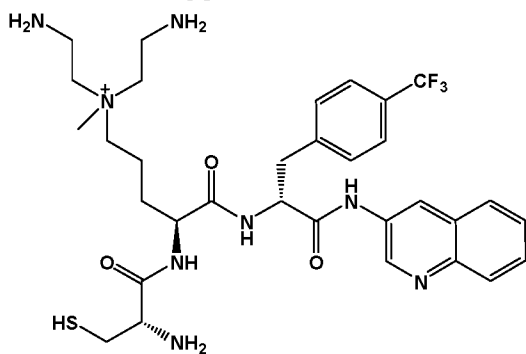
32



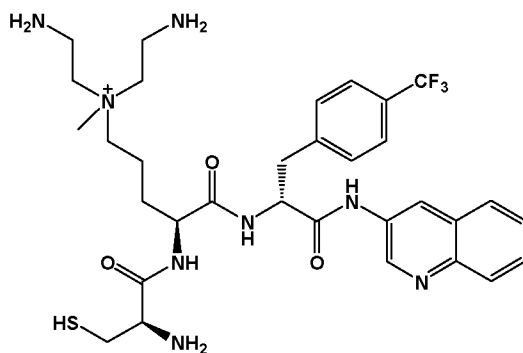
35



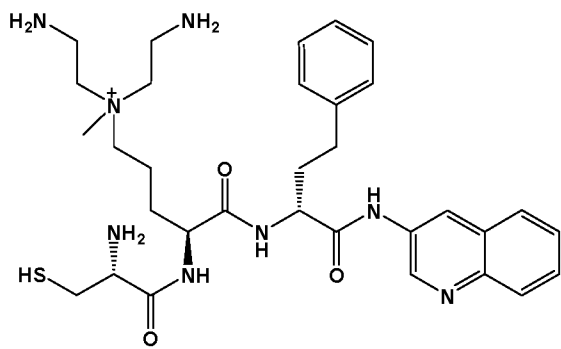
38



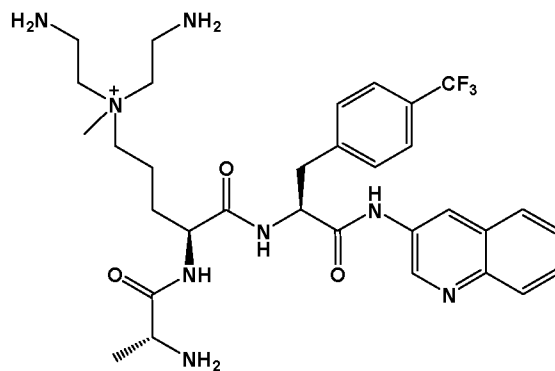
40



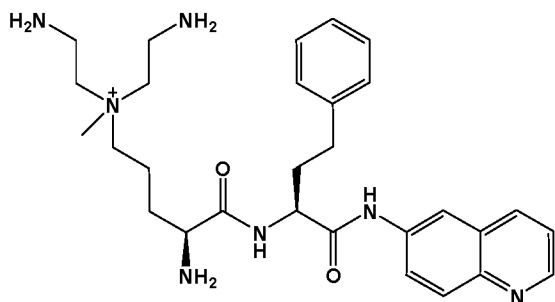
41



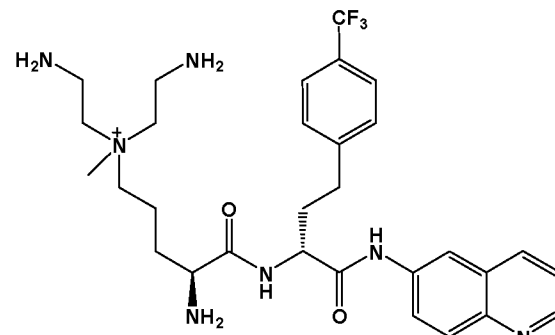
43



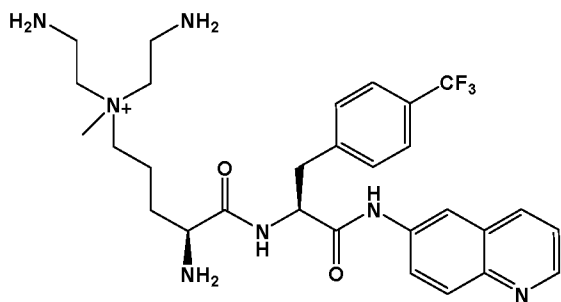
44



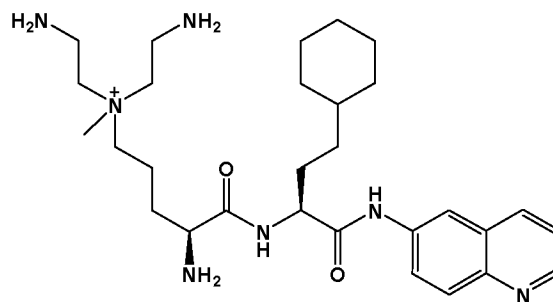
45



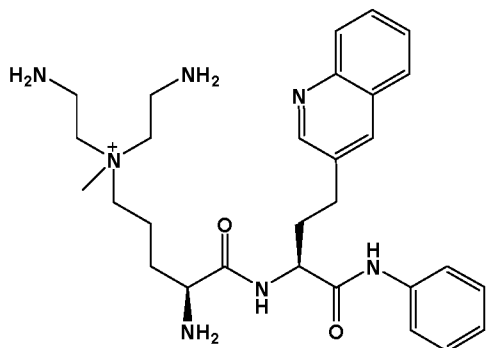
46



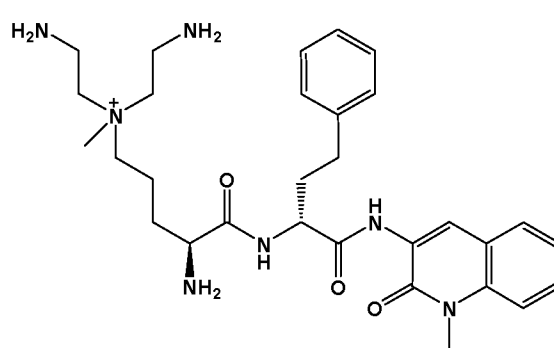
47



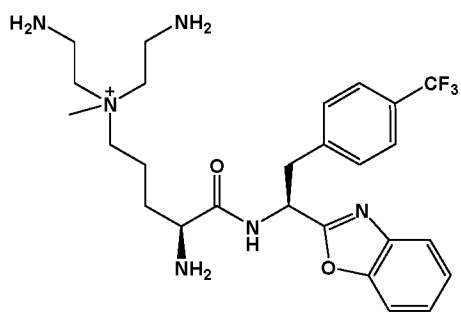
48



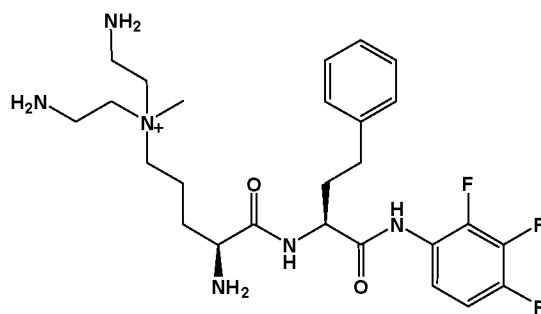
58



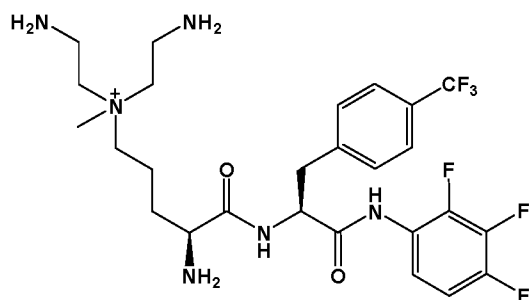
59



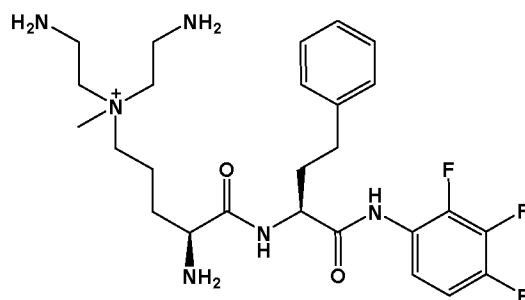
64



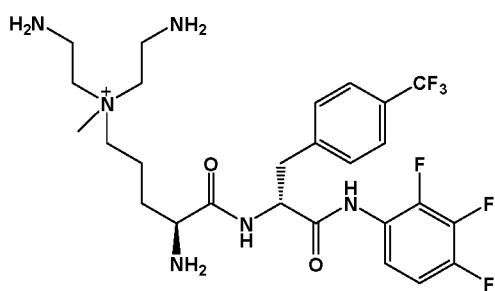
67



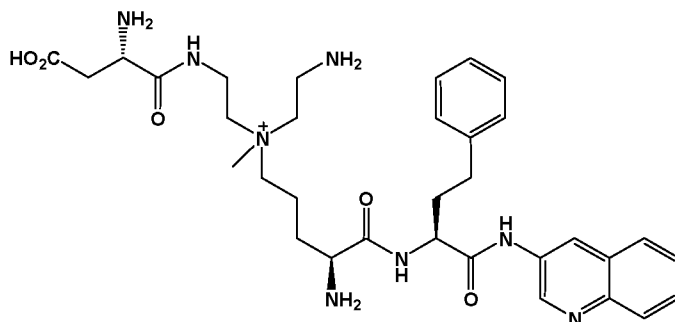
70



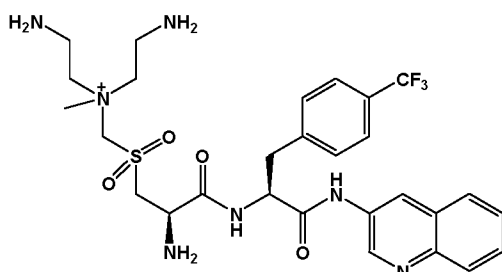
71



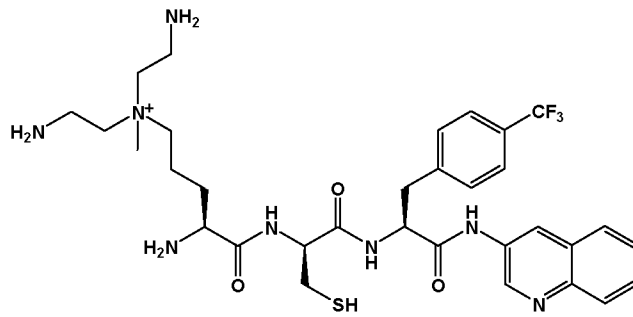
72



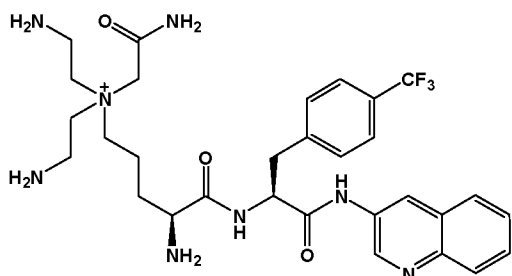
73



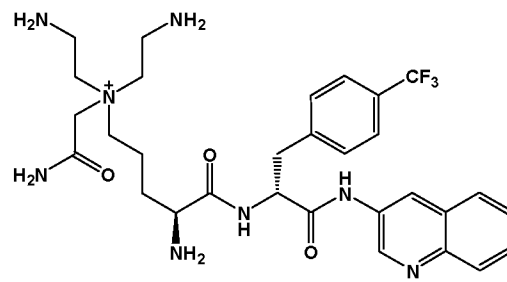
82



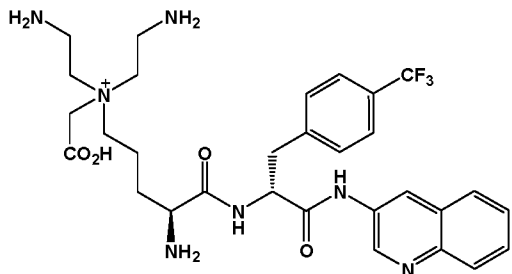
84



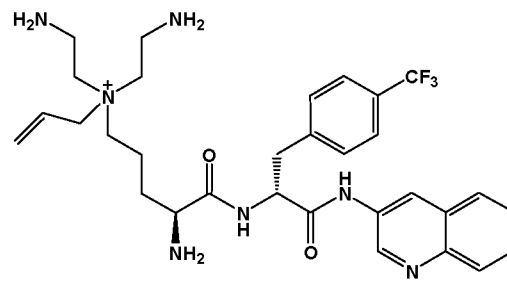
89



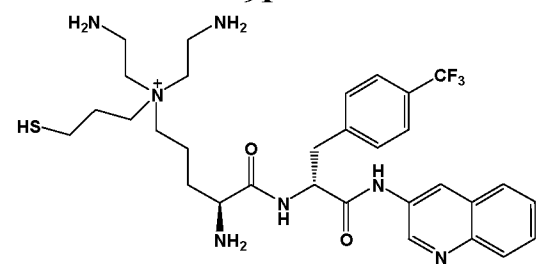
90



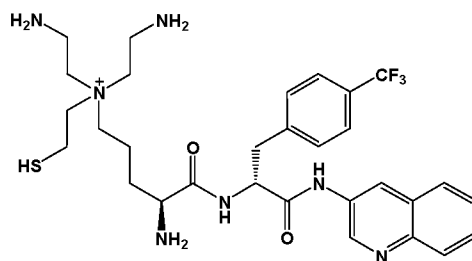
91



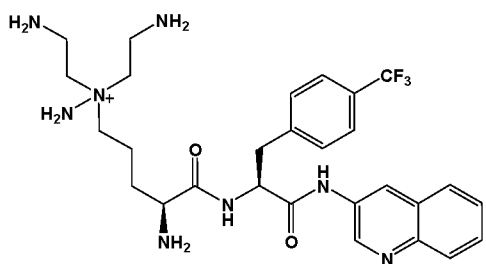
92



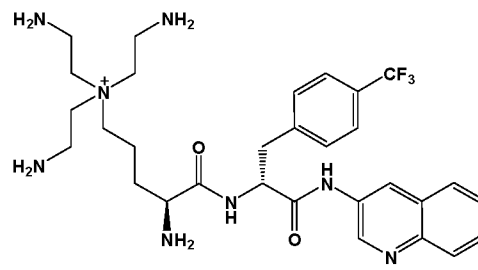
94



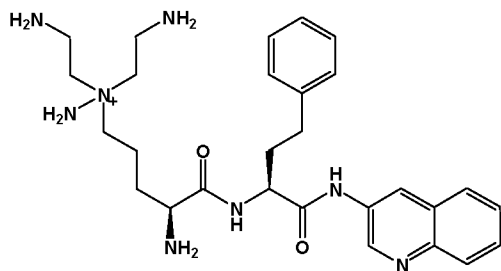
95



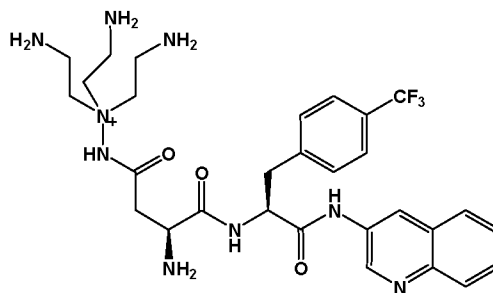
97



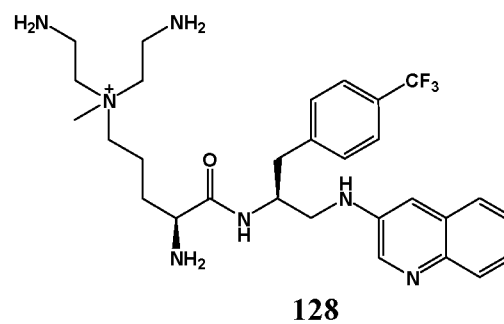
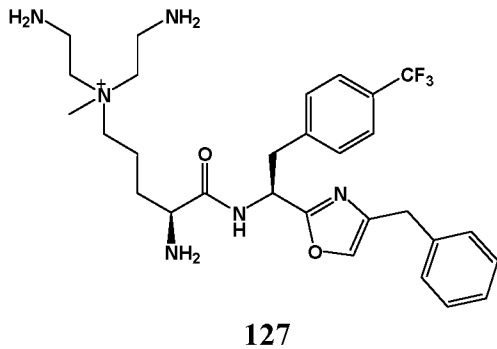
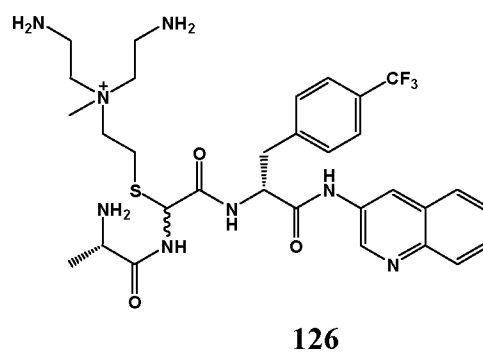
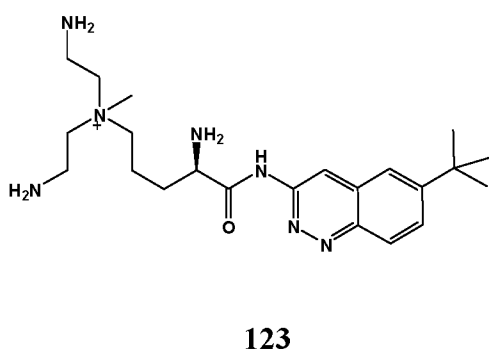
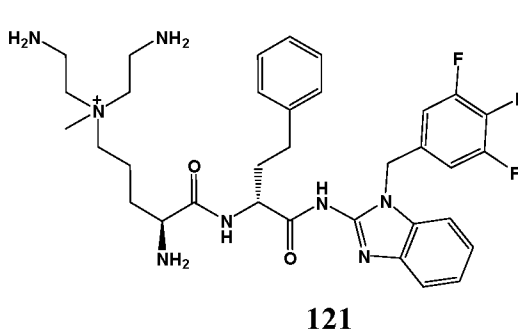
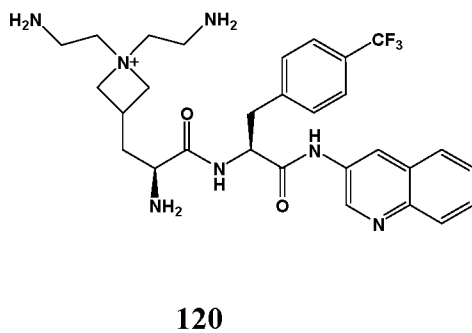
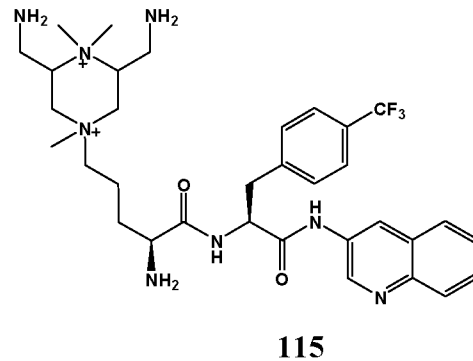
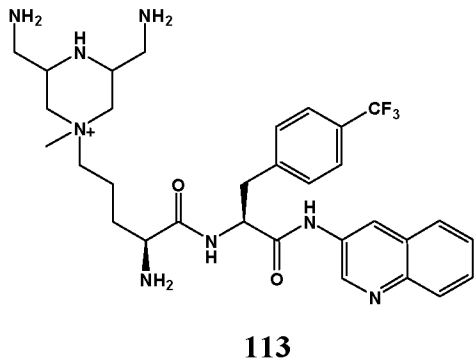
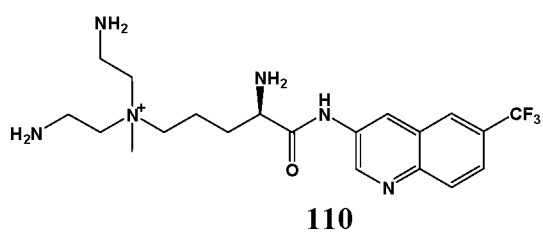
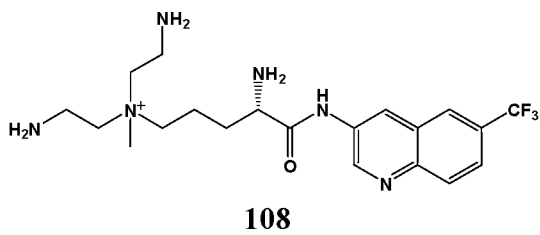
98

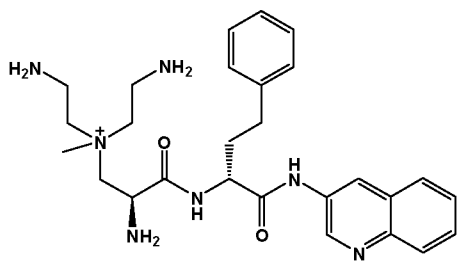


100

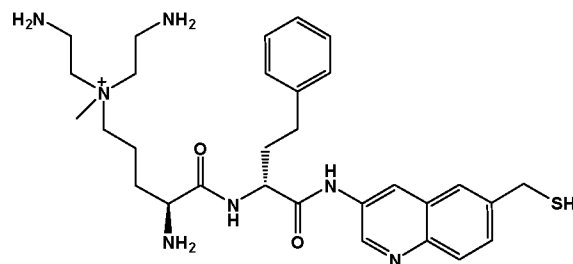


103

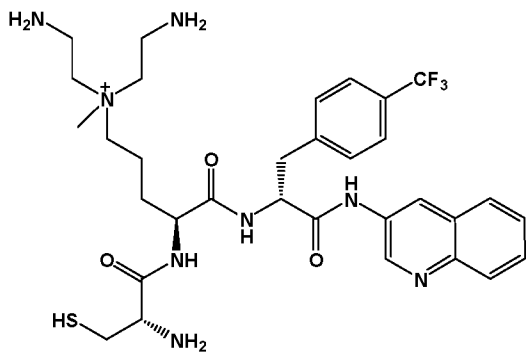




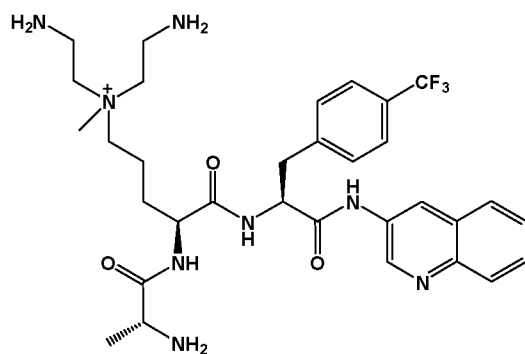
30



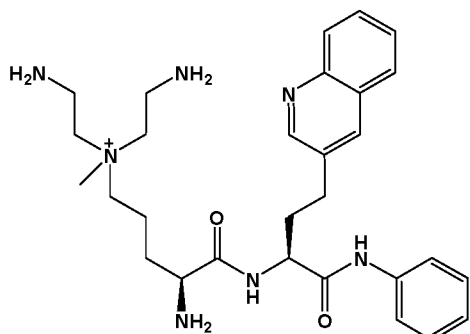
32



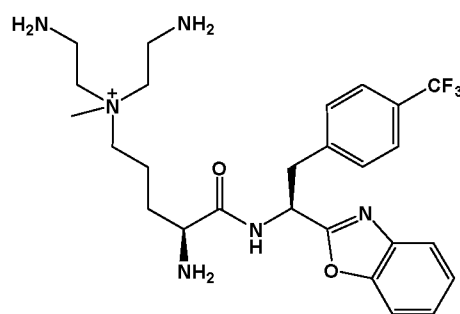
40



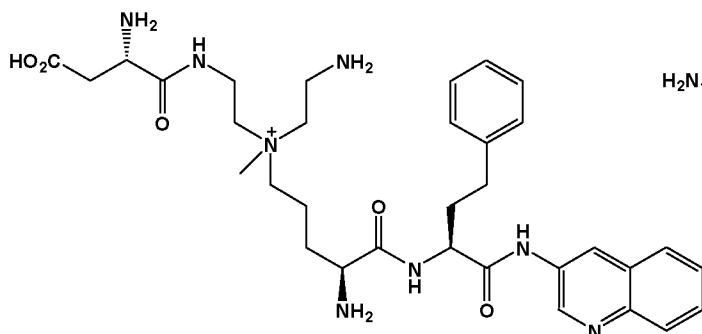
44



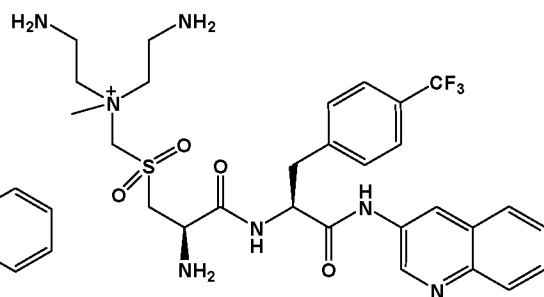
58



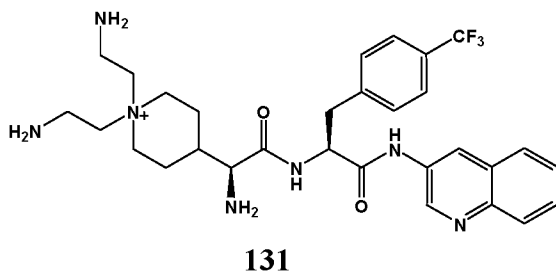
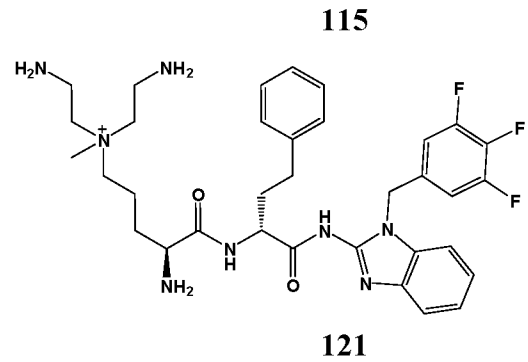
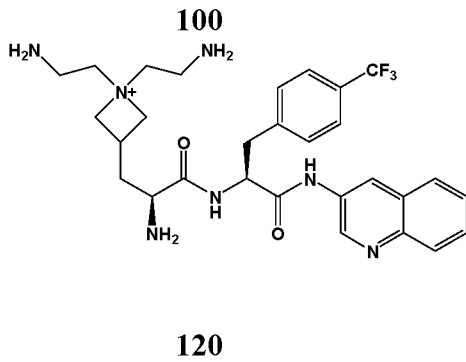
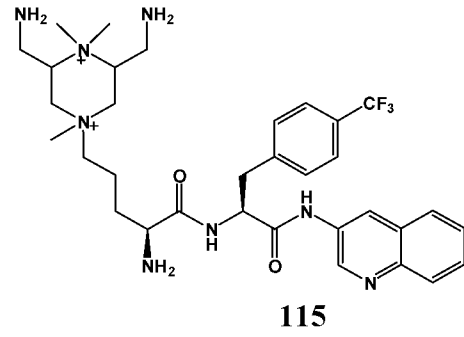
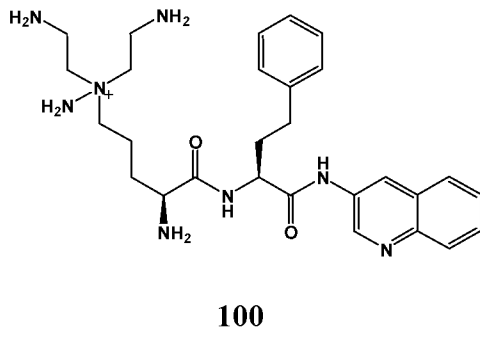
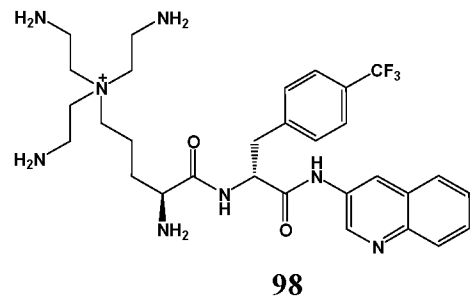
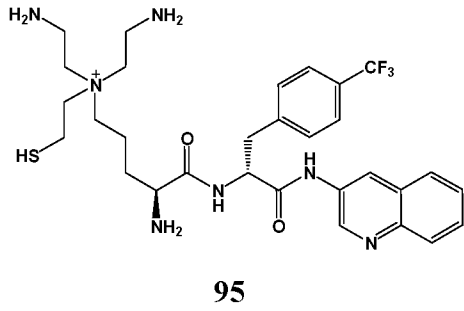
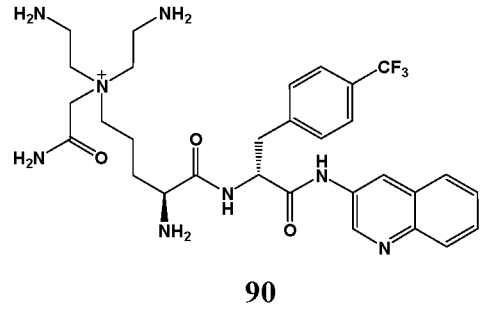
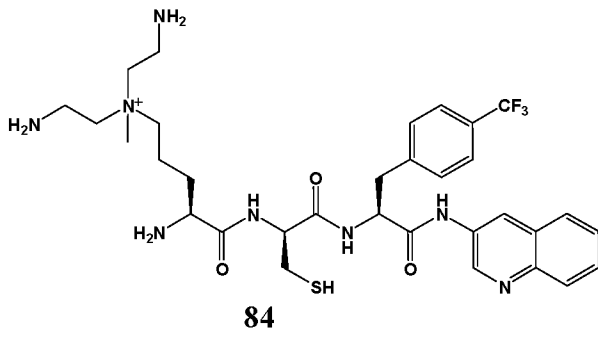
64



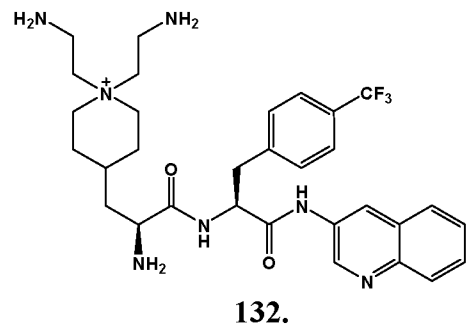
73



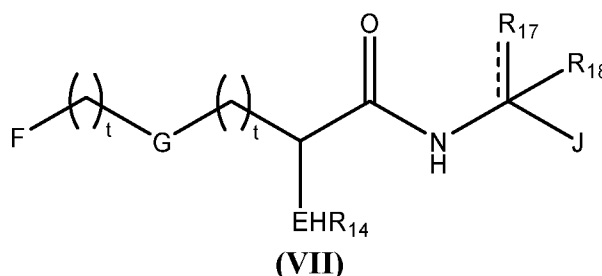
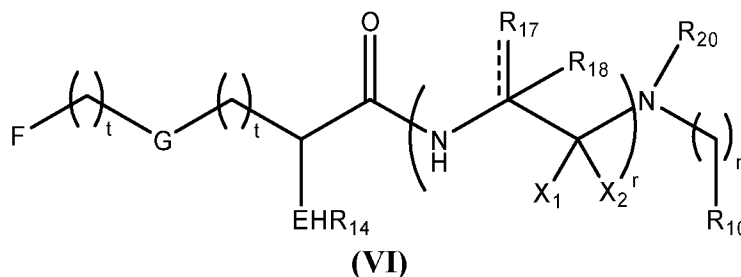
82



and



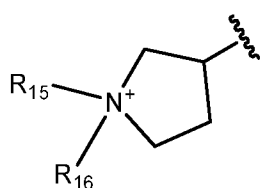
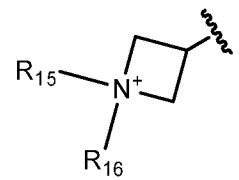
105. A compound having the structure of formula (VI) or (VII):



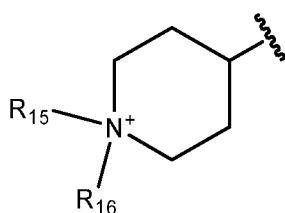
or a pharmaceutically acceptable salt or prodrug thereof, wherein:

E is CH or N;

F is selected from the group consisting of $-N^+R_{15}R_{16}R_{21}$, -



, and



;

G is selected from $-CH_2-$, $-CH(alkyl)-$, $-S(O)_2-$, $-NHC(O)CH(NH_2)-$, $-NHC(O)-$, $-C(O)NH-$, $-C(O)N(CH_2CH_2NH)-$, $-NH-$, $-C(O)-$, carbocyclyl, aryl, $-S-$

J is a heterocyclyl or heteroaryl, each optionally substituted with up to 3 substituents independently selected from the group consisting of a halide, alkyl optionally substituted with $-SH$, $-CF_3$, $-OCF_3$, $-NO_2$, $-CN$, $-OH$, $=O$, carbocyclyl, heterocyclyl, aryl optionally substituted with halide or $-OH$, heteroaryl optionally substituted with alkyl, aralkyl optionally substituted with halide or $-CF_3$, $-O-aryl$, $-O-$

heteroaryl, -O-heterocyclyl, -SO₂NH-heteroaryl, -O-C₁-C₆ alkyl, and di(C₁-C₆)alkylamino;

X₁ and X₂ are each hydrogen or together are =O or =S;

R₁₀ is selected from carbocyclyl, heterocyclyl, aryl, and heteroaryl, each optionally substituted with up to 3 substituents independently selected from the group consisting of a halide, alkyl optionally substituted with -SH, -CF₃, -OCF₃, -NO₂, -CN, -OH, =O, carbocyclyl, heterocyclyl, aryl optionally substituted with halide or -OH, heteroaryl optionally substituted with alkyl, aralkyl optionally substituted with halide or -CF₃, -O-aryl, -O-heteroaryl, -O-heterocyclyl, -SO₂NH-heteroaryl, -O-C₁-C₆ alkyl, and di(C₁-C₆)alkylamino;

R₁₄ is selected from H, -C(O)CH(NH₂)(CH₂SH), -C(O)CH(NH₂)(CH₂CH₂CH₂NHC(NH₂)(=NH)), -C(O)CH(NH₂)(CH₂COOH), -C(O)-CH(Me)(NH₂), and -SH;

R₁₅ is selected from -(CH₂)_sNH₂, -(CH₂)_sNHC(=NH)NH₂, -(CH₂)_sCH(CH₂NH₂)₂, -(CH₂)_sNHC(O)CH(NH₂)CH₂COOH, -(CH₂)_sNHCH(=NH), -(CH₂)_sNHC(O)CH(NH₂)(CH₂SH), -(CH₂)_sNHCH₃, and -(CH₂)_sC(O)NH₂;

R₁₆ is selected from alkyl, -(CH₂)_sCOOH, allyl, -(CH₂)_sSH, -(CH₂)_sNH₂, -(CH₂)_sNHC(=NH)NH₂, -(CH₂)_sCH(CH₂NH₂)₂, -(CH₂)_sNHC(O)CH(NH₂)CH₂COOH, -(CH₂)_sNHCH(=NH), -(CH₂)_sNHC(O)CH(NH₂)(CH₂SH), -(CH₂)_sNHCH₃, and -(CH₂)_sC(O)NH₂;

or R₁₅ and R₁₆ together form a heterocyclyl substituted with at least two substituents independently selected from -(CH₂)_sNH₂, -(CH₂)_sNHC(=NH)NH₂, -(CH₂)_sN⁺(CH₃)₃, -(CH₂)_sNHCH₂CH₂NH₂, -(CH₂)_sN(CH₂CH₂NH₂)₂, -(CH₂)_sC(O)N(CH₂CH₂NH₂)₂, and -(CH₂)_sCH(CH₂NH₂)₂;

R₁₇ is selected from alkyl, aralkyl, heteroaralkyl, carbocyclyl-alkyl, heterocyclyl-alkyl, aryl, and carbocyclyl, each optionally substituted with up to 3 substituents independently selected from the group consisting of -CF₃, -OH, -SH, -CH₂SH, -OCF₃, halide, -CN, alkyl, -O-aralkyl, -CH₂-O-aryl, aryl, -S(CH₃)₂, -C(O)aryl, -S-aralkyl optionally substituted with -OMe, =O, and =N-OH;

R₁₈ is H, alkyl, or absent,

or R₁₇ together with R₁₈ form a carbocyclyl optionally substituted with aryl or heteroaryl;

R₂₀ is H or alkyl;

R₂₁ is selected from alkyl, -(CH₂)_sCOOH, allyl, -(CH₂)_sSH, -(CH₂)_sNH₂, -(CH₂)_sNHC(=NH)NH₂, -(CH₂)_sCH(CH₂NH₂)₂, -(CH₂)_sNHC(O)CH(NH₂)CH₂COOH, -(CH₂)_sNHCH(=NH), (CH₂)_sNHCH₂C(O)CH(NH₂)(CH₂SH), -(CH₂)_sNHCH₃, and -(CH₂)_sC(O)NH₂;

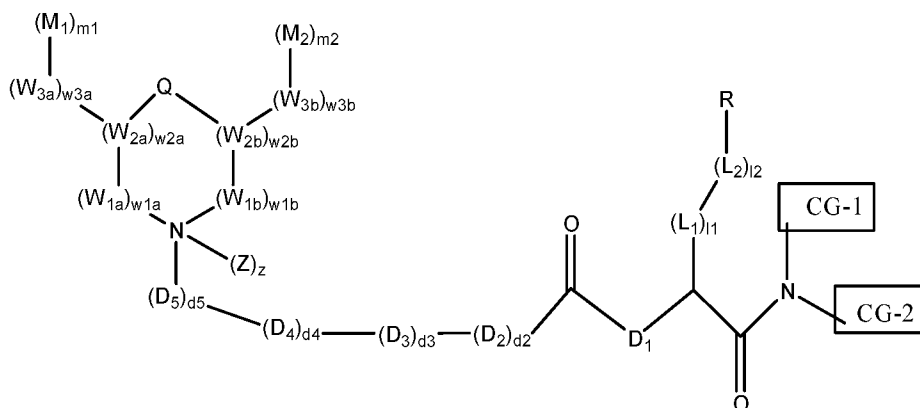
each t is independently an integer from 0 to 4;

each s is independently an integer from 0 to 3;

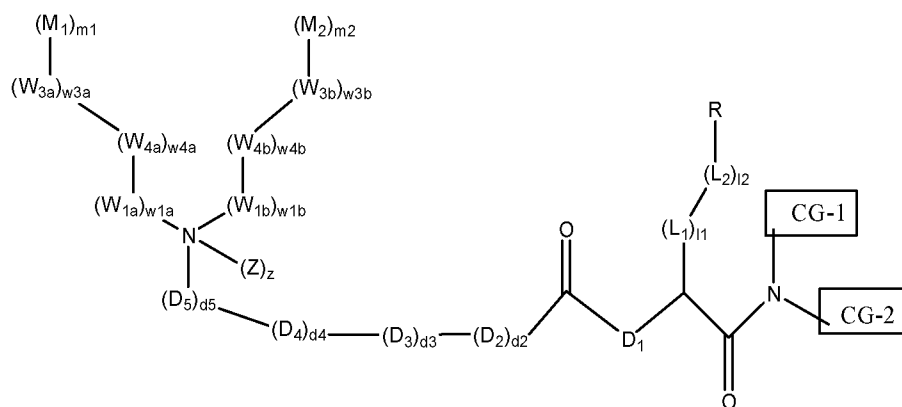
r is 0 or 1; and

n is an integer from 0 to 4.

106. A compound having the structure of formula (A) or (B), or pharmaceutically acceptable salts thereof:



Formula A



Formula B

wherein:

M₁ and M₂ are independently selected from the group consisting of -NH₂, -NHMe, -NHCH(=NH), -NHC(=NH)NH₂, -NH-NH₂, -NH-NHC(=NH)NH₂, -NHC(=NH)NH-NH₂, -N⁺Me₃, -N⁺Et₃, -N⁺Me₂(CH₂(CH₂)_pOH), -N⁺Me(CH₂(CH₂)_pOH)₂, -N⁺Me₂(CH₂(CH₂)_pCN), -N⁺Me(CH₂(CH₂)_pOH)(CH₂(CH₂)_pCN), and N⁺Me(CH₂(CH₂)_pCN)₂;

W_{1a} and W_{1b} are independently selected from the group consisting of -CH₂-, -C(=O)-, and -(SO₂)-, or W_{1a} is independently selected from the group consisting of -Me, -Et, -CH₂(CH₂)_pOH, -CH₂(CH₂)_pNH₂, and -CH₂(CH₂)_pCN if w_{3a}, w_{4a}, and m₁ are 0, and W_{1b} is independently selected from the group consisting of -Me, -Et, -CH₂(CH₂)_pOH, -CH₂(CH₂)_pNH₂, and -CH₂(CH₂)_pCN if w_{3b}, w_{4b}, and m₂ are 0;

W_{2a} and W_{2b} are independently -CH<, or W_{2a} is independently selected from the group consisting of Me, Et, CH₂(CH₂)_pOH, CH₂(CH₂)_pNH₂, and -CH₂(CH₂)_pCN if w_{3a} and m₁ are 0 and W_{2b} is independently selected from the group consisting of Me, Et, CH₂(CH₂)_pOH, CH₂(CH₂)_pNH₂, and -CH₂(CH₂)_pCN if w_{3b} and m₂ are 0;

W_{3a}, W_{3b} are independently selected from the group consisting of -CH₂-, -C(=NH)-, and -NH-;

W_{4a} and W_{4b} are independently selected from the group consisting of -CH₂-, -C(=O)-, and -(SO₂)-;

Q is selected from the group consisting of -CH₂-, -C(=O)-, and a single bond;

D₁ is selected from the group consisting of -NH-, -NMe-, and -O-;

D₂, D₃, D₄, and D₅ are independently selected from the group consisting of -CH(NHR₂)-, -CH(OH)-, -CMe(OH)-, -CHMe-, -CEt(OH)-, -CHEt-, -CMe₂-, -CHR₁-, -CH₂CH₂-, -C(=O)-, -CH(=NH)-, -NH-, -NMe-, -N(CH₂CH₂NH₂)-, -O-, -S-, -(SO₂)-, -N(NH₂)-, and -CH(CH₂NHR₂)-;

Z is selected from the group consisting of -Me, -Et, -CH₂(CH₂)_pOH, -CH₂(CH₂)_pNH₂, and -CH₂(CH₂)_pCN;

R₁ and R₂ are independently selected from the group consisting of H or C₁₋₆ alkyl, wherein R₁ and R₂ may be bonded such that a ring is formed;

$l_1, l_2, m_1, m_2, d_2, d_3, d_4, d_5, w_{1a}, w_{3a}, w_{4a}, w_{1b}, w_{3b}, w_{4b}$, and z are independently 0 or 1, provided that $(w_{1a} + w_{2a} + w_{3a})$ is greater than 0 and $(w_{1b} + w_{2b} + w_{3b})$ is greater than 0;

p is an integer from 0 to 6;

L_1 is selected from the group consisting of $-\text{CH}_2-$, $-\text{CH}_2\text{CH}_2-$, $-\text{CH}_2\text{CH}_2\text{CH}_2-$, $-\text{CH}(\text{NH}_2)-$, $-\text{CH}(\text{OH})-$, $-\text{CMe}(\text{OH})-$, $-\text{CHMe}-$, $-\text{CEt}(\text{OH})-$, $-\text{CHEt}-$, $-\text{CMe}_2-$, $-\text{CH}(\text{SMe})-$, and $-\text{CH}(\text{OMe})-$;

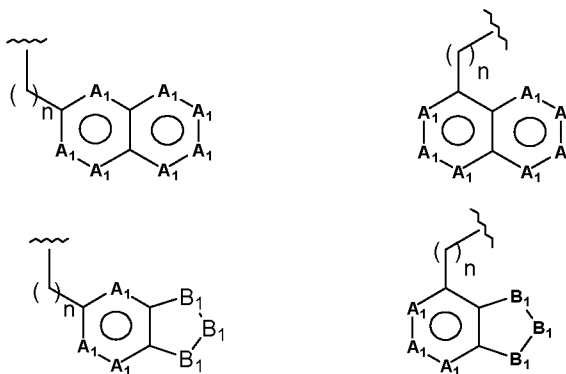
L_2 is selected from the group consisting of $-\text{O}-$, $-\text{S}-$, $-\text{CH}_2-$, $-\text{CH}_2\text{CH}_2-$, $-\text{CH}_2\text{CH}_2\text{CH}_2-$, $-\text{CH}(\text{NH}_2)-$, $-\text{CH}(\text{OH})-$, $-\text{CMe}(\text{OH})-$, $-\text{CHMe}-$, $-\text{CEt}(\text{OH})-$, $-\text{CHEt}-$, $-\text{CMe}_2-$, $-\text{CH}(\text{SMe})-$, $-\text{CH}(\text{OMe})-$, and $-\text{C}(=\text{O})-$;

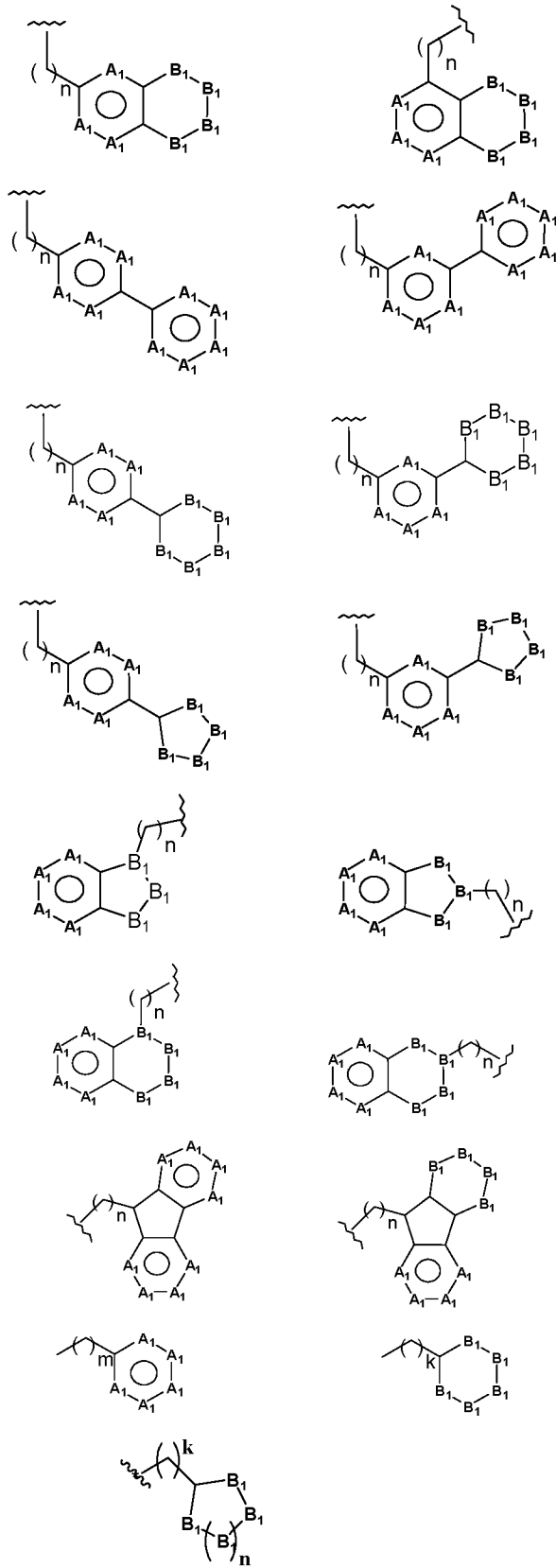
R is selected from the group consisting of C_{4-8} alkyl, cyclopentyl, cyclohexyl, cycloheptyl, and phenyl or naphthyl optionally substituted with up to 3 groups selected from the group consisting of F, Cl, Me, Et, *i*-Pr, OH, OMe, CF_3 , OCF_3 , NH_2 , NHMe , NMe_2 , NO_2 , CN, CO_2Me , CO_2Et , and $\text{CO}_2i\text{-Pr}$;

CG-1 is a carbon-linked capping group wherein the linking carbon atom is not an α -atom of an α -amino acid;

CG-2 is selected from the group consisting of a hydrogen atom, C_{1-4} alkyl, and a carbon-linked capping group wherein the linking carbon atom is not an α -atom of an α -amino acid, wherein the CG-1 and the CG-2 capping groups can be linked together to form a 5-, 6-, or 7-membered ring;

wherein the carbon-linked capping groups are independently selected from the group consisting of:





A₁ is selected from the group consisting of =CH- and =N-

B_1 is selected from the group consisting of $-\text{CH}_2-$, $-\text{NH}-$, $-\text{N}(\text{R}_6)-$, and $-\text{O}-$;

R_6 is hydrogen or C_{1-6} alkyl;

n is an integer from 0 to 2;

m is an integer from 1 to 4; and

k is an integer from 1 to 4;

provided that the compound of formula (A) or (B) comprises at least one but not more than two quaternary ammonium functionalities;

provided that at least one of M_1-W_{3a} or M_2-W_{3b} is $-\text{CH}(\text{NH}_2)-$;

provided that if neither M_1 nor M_2 contains a quaternary alkylammonium functionality, then w_{1a} , w_{1b} , and z are each 1, W_{1a} and W_{1b} are not $-\text{C}(=\text{O})-$ or $-(\text{SO}_2)-$, and the D group directly attached to $\text{N}-\text{Z}$ is not $-\text{C}(=\text{O})-$ or $-(\text{SO}_2)-$,

provided that the chain $\text{D}_5-\text{D}_4-\text{D}_3-\text{D}_2$ is not longer than 6 atoms in length;

provided that the combined lengths of the $\text{D}_5-\text{D}_4-\text{D}_3-\text{D}_2$ and $\text{W}_{1a}-\text{W}_{2a}-\text{W}_{3a}$ chains is between 4 and 9 atoms in length;

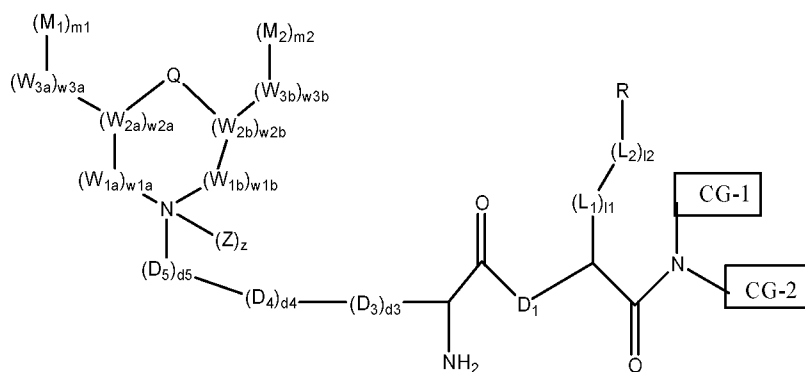
provided that not more than one of W_{1a} , W_{1b} , and D_5 is $-\text{C}(=\text{O})-$ or $-(\text{SO}_2)-$;

provided that the $\text{M}_1-\text{W}_{3a}-\text{W}_{2a}-\text{W}_{1a}-\text{N}$, $\text{M}_2-\text{W}_{3b}-\text{W}_{2b}-\text{W}_{1b}-\text{N}$, $\text{N}-\text{D}_5-\text{D}_4-\text{D}_3-\text{D}_2$, and L_1-L_2 chains comprise no more than two consecutive heteroatoms and if two consecutive heteroatoms are present, they are selected from the group consisting of $\text{N}-\text{N}$, $\text{N}-\text{O}$, and $\text{O}-\text{N}$;

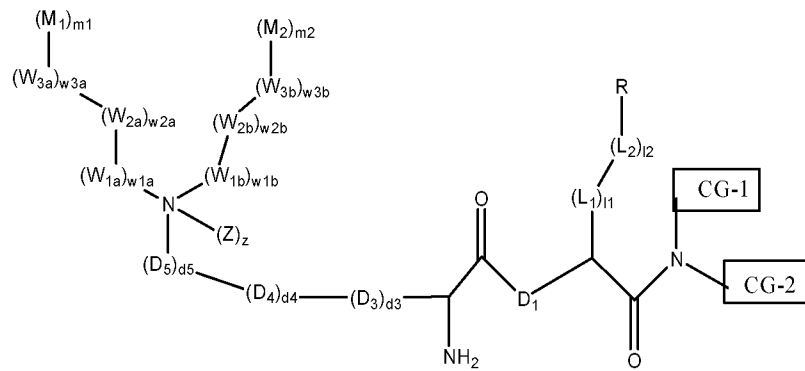
provided that the $\text{W}_{3a}-\text{W}_{2a}-\text{W}_{1a}$, $\text{W}_{3b}-\text{W}_{2b}-\text{W}_{1b}$, and $\text{D}_5-\text{D}_4-\text{D}_3-\text{D}_2$ chains comprise no more than two consecutive $-\text{C}(=\text{O})-$ groups; and

provided that no quaternary alkylammonium nitrogen atom is directly attached to a $-\text{C}(=\text{O})-$ or $-(\text{SO}_2)-$ group.

107. The compound of claim 106 having the structure of formula (C) or (D):

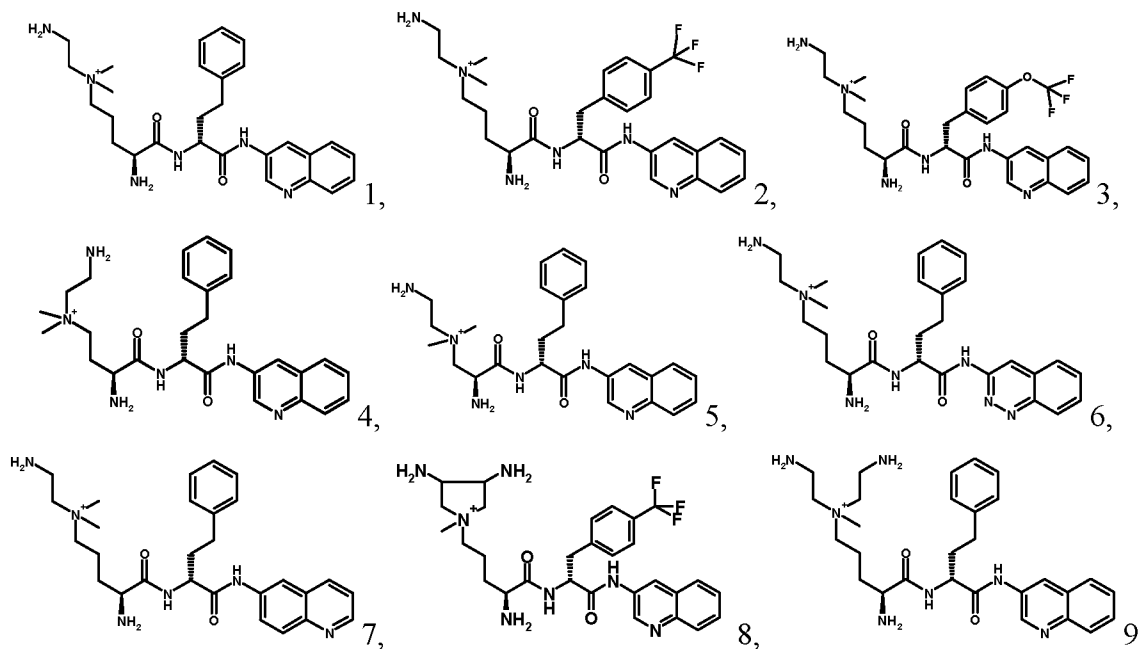


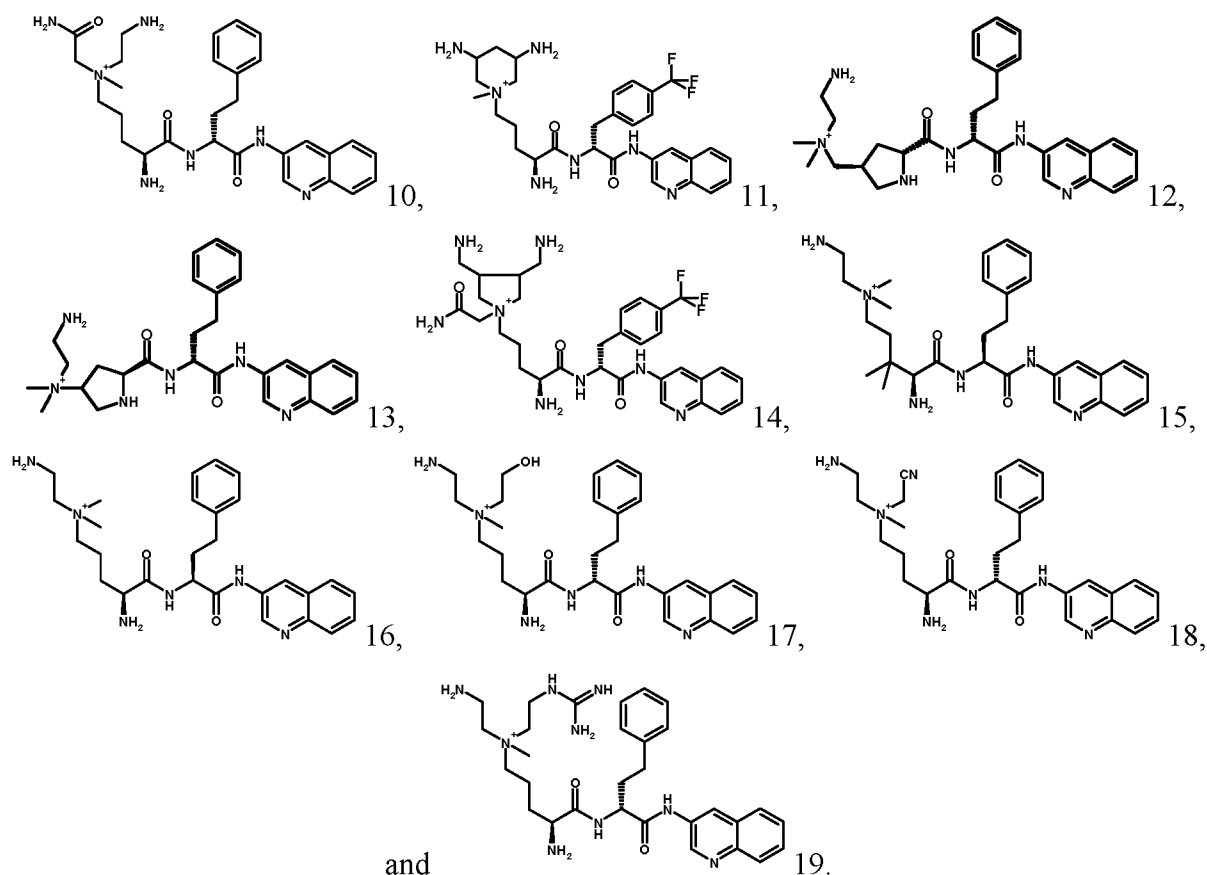
Formula C



Formula D

108. The compound of claim 106 having a structure selected from the group consisting of:





109. A method of inhibiting a bacterial efflux pump, comprising administering to a subject infected with a bacteria a compound according to any one of the preceding claims.

110. A method of treating or preventing a bacterial infection, comprising co-administering to a subject infected with a bacteria or susceptible to infection with a bacteria, a compound according to any one of claims 1-108 and another anti-bacterial agent.

111. The method of claim 110 wherein the bacteria is selected from *Pseudomonas aeruginosa*, *Pseudomonas fluorescens*, *Pseudomonas acidovorans*, *Pseudomonas alcaligenes*, *Pseudomonas putida*, *Stenotrophomonas maltophilia*, *Burkholderia cepacia*, *Aeromonas hydrophilia*, *Escherichia coli*, *Citrobacter freundii*, *Salmonella typhimurium*, *Salmonella typhi*, *Salmonella paratyphi*, *Salmonella enteritidis*, *Shigella dysenteriae*, *Shigella flexneri*, *Shigella sonnei*, *Enterobacter cloacae*, *Enterobacter aerogenes*, *Klebsiella pneumoniae*, *Klebsiella oxytoca*, *Serratia marcescens*, *Francisella tularensis*, *Morganella morganii*, *Proteus mirabilis*, *Proteus vulgaris*, *Providencia alcalifaciens*, *Providencia rettgeri*, *Providencia stuartii*, *Acinetobacter calcoaceticus*, *Acinetobacter haemolyticus*, *Yersinia enterocolitica*, *Yersinia pestis*, *Yersinia pseudotuberculosis*, *Yersinia intermedia*,

Bordetella pertussis, *Bordetella parapertussis*, *Bordetella bronchiseptica*, *Haemophilus influenzae*, *Haemophilus parainfluenzae*, *Haemophilus haemolyticus*, *Haemophilus parahaemolyticus*, *Haemophilus ducreyi*, *Pasteurella multocida*, *Pasteurella haemolytica*, *Branhamella catarrhalis*, *Helicobacter pylori*, *Campylobacter fetus*, *Campylobacter jejuni*, *Campylobacter coli*, *Borrelia burgdorferi*, *Vibrio cholerae*, *Vibrio parahaemolyticus*, *Legionella pneumophila*, *Listeria monocytogenes*, *Neisseria gonorrhoeae*, *Neisseria meningitidis*, *Kingella*, *Moraxella*, *Gardnerella vaginalis*, *Bacteroides fragilis*, *Bacteroides distasonis*, *Bacteroides 3452A* homology group, *Bacteroides vulgatus*, *Bacteroides ovalus*, *Bacteroides thetaiotaomicron*, *Bacteroides uniformis*, *Bacteroides eggerthii*, *Bacteroides splanchnicus*, *Clostridium difficile*, *Mycobacterium tuberculosis*, *Mycobacterium avium*, *Mycobacterium intracellulare*, *Mycobacterium leprae*, *Corynebacterium diphtheriae*, *Corynebacterium ulcerans*, *Streptococcus pneumoniae*, *Streptococcus agalactiae*, *Streptococcus pyogenes*, *Enterococcus faecalis*, *Enterococcus faecium*, *Staphylococcus aureus*, *Staphylococcus epidermidis*, *Staphylococcus saprophyticus*, *Staphylococcus intermedius*, *Staphylococcus hyicus* subsp. *hyicus*, *Staphylococcus haemolyticus*, *Staphylococcus hominis*, or *Staphylococcus saccharolyticus*.

112. The method of claim 110 wherein the bacteria is selected from *Pseudomonas aeruginosa*, *Pseudomonas fluorescens*, *Stenotrophomonas maltophilia*, *Escherichia coli*, *Citrobacter freundii*, *Salmonella typhimurium*, *Salmonella typhi*, *Salmonella paratyphi*, *Salmonella enteritidis*, *Shigella dysenteriae*, *Shigella flexneri*, *Shigella sonnei*, *Enterobacter cloacae*, *Enterobacter aerogenes*, *Klebsiella pneumoniae*, *Klebsiella oxytoca*, *Serratia marcescens*, *Acinetobacter calcoaceticus*, *Acinetobacter haemolyticus*, *Yersinia enterocolitica*, *Yersinia pestis*, *Yersinia pseudotuberculosis*, *Yersinia intermedia*, *Haemophilus influenzae*, *Haemophilus parainfluenzae*, *Haemophilus haemolyticus*, *Haemophilus parahaemolyticus*, *Helicobacter pylori*, *Campylobacter fetus*, *Campylobacter jejuni*, *Campylobacter coli*, *Vibrio cholerae*, *Vibrio parahaemolyticus*, *Legionella pneumophila*, *Listeria monocytogenes*, *Neisseria gonorrhoeae*, *Neisseria meningitidis*, *Moraxella*, *Bacteroides fragilis*, *Bacteroides vulgatus*, *Bacteroides ovalus*, *Bacteroides thetaiotaomicron*, *Bacteroides uniformis*, *Bacteroides eggerthii*, or *Bacteroides splanchnicus*.

113. The method of claim 110 wherein the anti-bacterial agent is selected from quinolones, tetracyclines, glycopeptides, aminoglycosides, β -lactams, rifamycins, macrolides/ketolides, oxazolidinones, coumermycins, and chloramphenicol.

114. A pharmaceutical composition, comprising a compound according to any one of claims 1-108 and a pharmaceutically acceptable carrier, diluent, or excipient.