



US00D442002S

(12) **United States Design Patent**
Rodack

(10) **Patent No.:** **US D442,002 S**

(45) **Date of Patent:** **** May 15, 2001**

(54) **SHELF**

(75) **Inventor:** **Jonathan Rodack**, Pennsauken, NJ
(US)

(73) **Assignee:** **M.S.R. Imports, Inc.**, Pennsauken, NJ
(US)

(**) **Term:** **14 Years**

(21) **Appl. No.:** **29/119,660**

(22) **Filed:** **Mar. 3, 2000**

(51) **LOC (7) Cl.** **06-04**

(52) **U.S. Cl.** **D6/566; D6/574**

(58) **Field of Search** D6/574, 553, 566,
D6/567; 211/13.1, 71.01, 86.01, 87.01,
88.01, 90.03, 106, 126.1, 126.8, 126.9,
134, 181.1, 132.1, 132.2

(56) **References Cited**

U.S. PATENT DOCUMENTS

- D. 322,378 * 12/1991 Colman D6/566
- D. 373,039 * 8/1996 Cohen et al. D6/566

- D. 407,930 * 4/1999 Camilleri et al. D6/566 X
- 3,367,510 * 2/1968 Krikorian 211/126.1
- 3,730,108 * 5/1973 Stroh 211/181.1 X
- 4,511,047 * 4/1985 Elinsky 211/181.1 X
- 4,589,349 * 5/1986 Gebhardt et al. 211/132.1 X
- 5,373,951 * 12/1994 Arnold 211/106

* cited by examiner

Primary Examiner—Brian N. Vinson

(74) *Attorney, Agent, or Firm*—Caesar, Rivise, Bernstein,
Cohen & Pokotilow, Ltd.

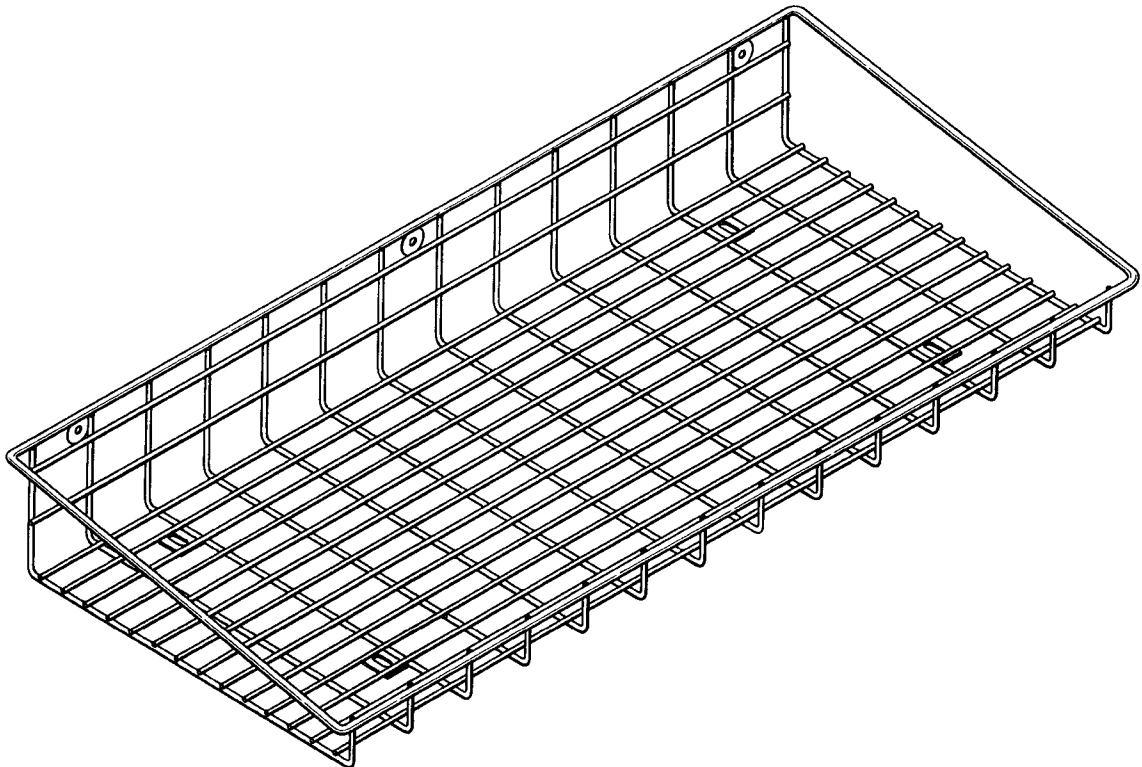
(57) **CLAIM**

The ornamental design for a shelf, as shown and described.

DESCRIPTION

- FIG. 1 is a perspective view of a shelf, showing my new design;
- FIG. 2 is a top plan view thereof;
- FIG. 3 is a bottom plan view thereof;
- FIG. 4 is a front elevational view thereof;
- FIG. 5 is a rear elevational view thereof; and,
- FIG. 6 is a right side elevational view thereof.

1 Claim, 3 Drawing Sheets



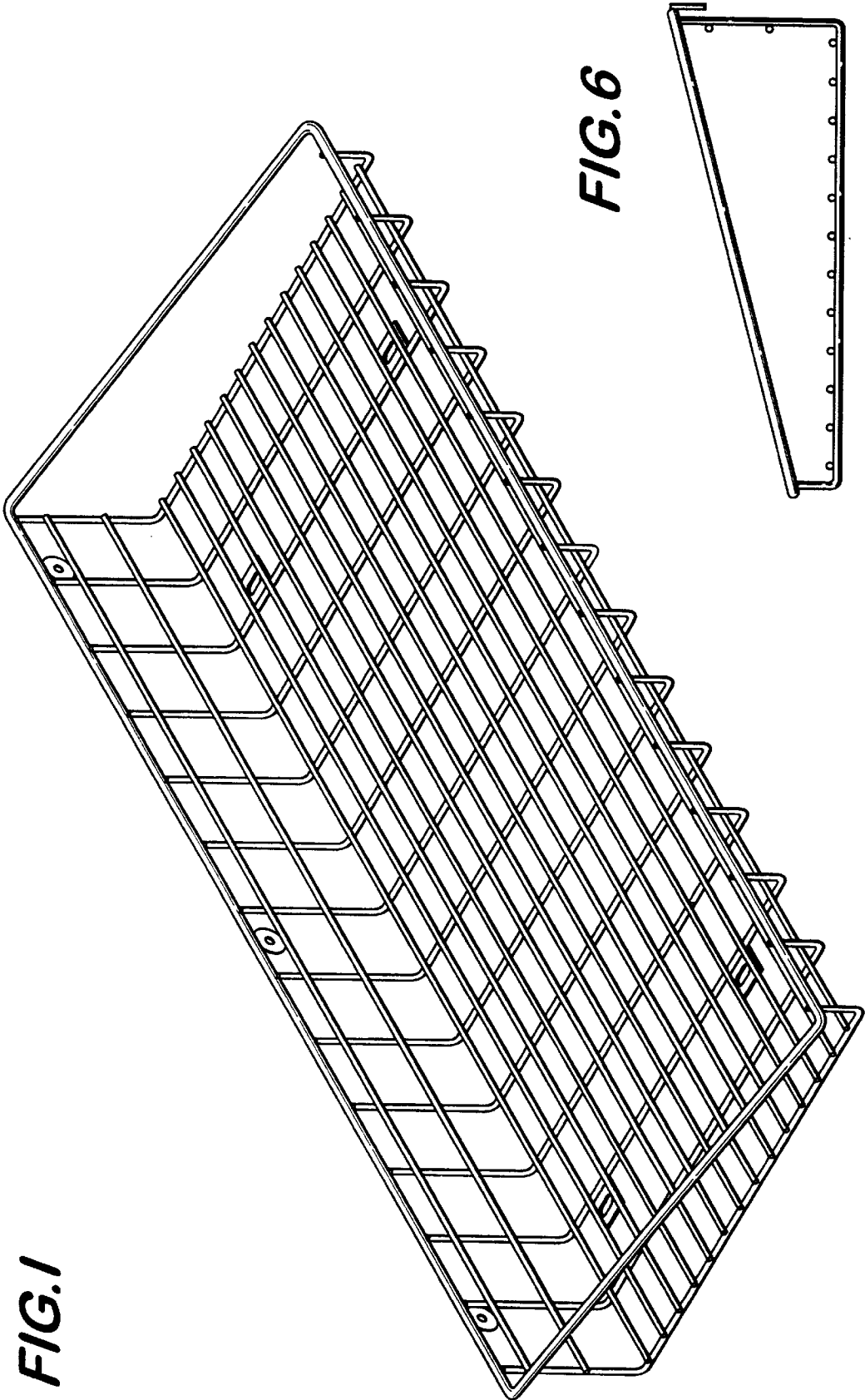


FIG. 2


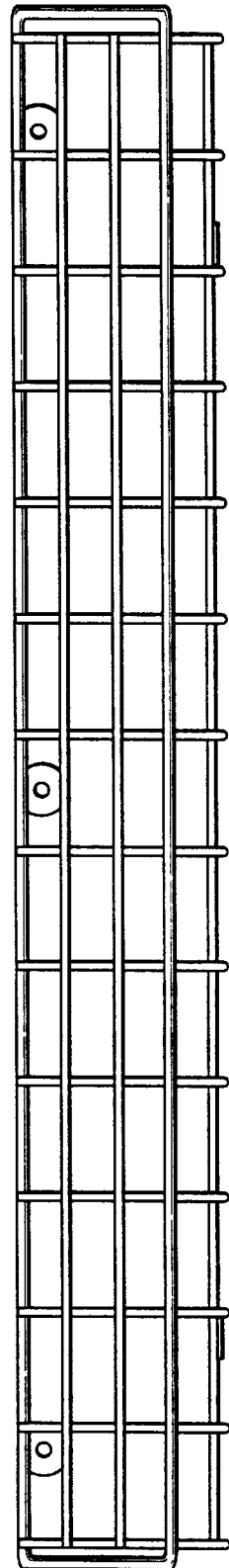


FIG. 4






FIG. 3

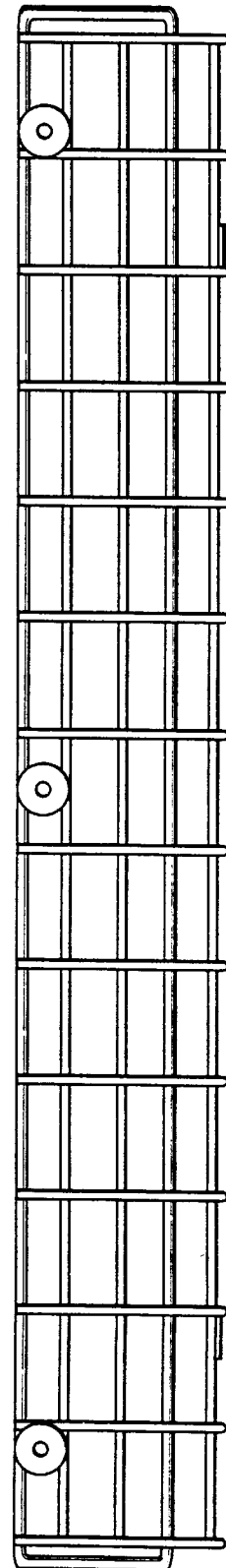


FIG. 5