



US00D385092S

# United States Patent [19]

Holden

[11] Patent Number: Des. 385,092

[45] Date of Patent: \*\*Oct. 21, 1997

[54] **GOLF SHOE SPIKE PROTECTOR**  
[76] Inventor: **Lawrence Holden**, 4954 Hazeltine Ave., No. 4, Sherman Oaks, Calif. 91404

[\*\*] Term: 14 Years

[21] Appl. No.: 46,370

[22] Filed: Nov. 13, 1995

[51] LOC (6) CL ..... 02-04

[52] U.S. Cl. .... D2/909

[58] Field of Search ..... D2/909, 960, 914; 36/7.5, 135, 7.1 R, 7.3, 7.4

### [56] References Cited

#### U.S. PATENT DOCUMENTS

D. 127,991	7/1941	Feinberg	.....	D2/914
D. 249,908	10/1978	Meinhart	.....	D2/914
D. 326,181	5/1992	Katz et al.	.....	D2/960
1,958,107	5/1934	Merrill et al.	.....	36/7.2
2,032,052	2/1936	Friedenberg	.....	D2/914 X
2,958,963	11/1960	Lougheed	.....	36/7.5
3,020,654	2/1962	McCann	.....	36/7.5
3,283,424	11/1966	Struntz	.....	36/7.5
3,313,047	4/1967	Svien	.....	36/7.3
3,486,248	12/1969	Olson et al.	.....	36/7.3
3,616,552	11/1971	Kniffin et al.	.....	36/7.3
3,643,352	2/1972	Adair	.....	36/7.3
3,858,336	1/1975	Brown	.....	36/7.3 X
3,913,243	10/1975	Arnold et al.	.....	36/2.5 AN
4,183,157	1/1980	Counselman	.....	36/135

4,258,483	3/1981	Hogue	.....	36/135
4,484,398	11/1984	Goodwin et al.	.....	36/135
4,693,019	9/1987	Kim	.....	36/7.3
4,872,273	10/1989	Smeed	.....	36/7.3
5,070,631	12/1991	Fenton	.....	36/127

#### FOREIGN PATENT DOCUMENTS

327845	1/1920	Germany	.....	36/7.3
--------	--------	---------	-------	--------

#### OTHER PUBLICATIONS

Mens Wear p. 92, Mar. 11, 1960, Shoe Shine.

Primary Examiner—Doris V. Coles

#### [57] CLAIM

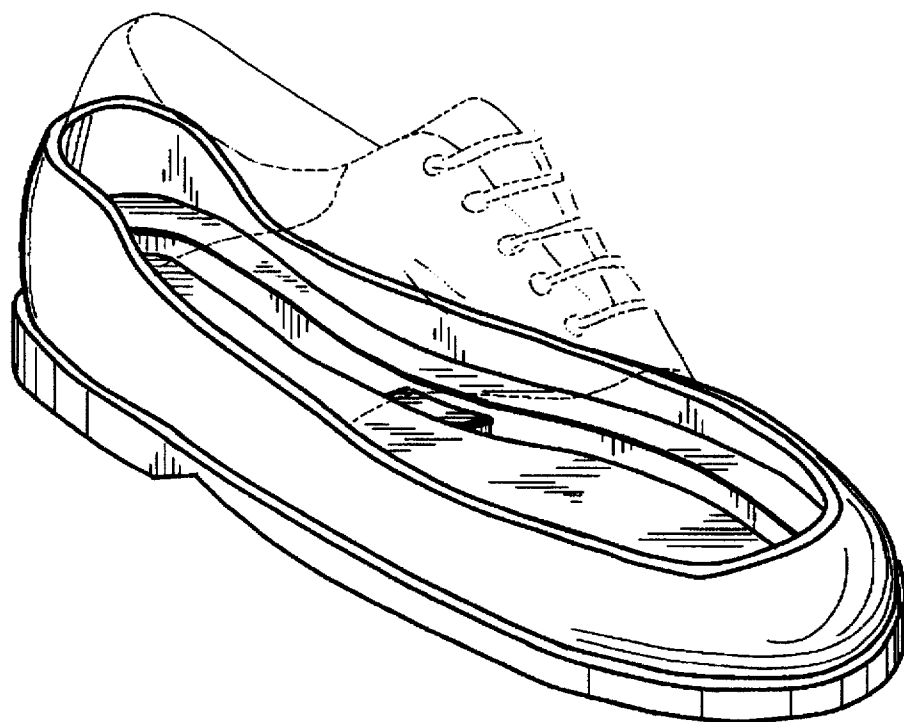
The ornamental design for a golf shoe spike protector, as shown and described.

#### DESCRIPTION

FIG. 1 is a perspective view of my new design, with a right golf shoe shown in phantom line;  
 FIG. 2 is a left side elevational view thereof, with the right side elevational view being a mirror image thereof;  
 FIG. 3 is a top plan view thereof;  
 FIG. 4 is a bottom plan view thereof;  
 FIG. 5 is a front elevational view thereof; and,  
 FIG. 6 is a rear elevational view thereof.

The broken line showing of part of a shoe in FIG. 1 is for illustrative purposes only and forms no part of the claimed design.

1 Claim, 1 Drawing Sheet



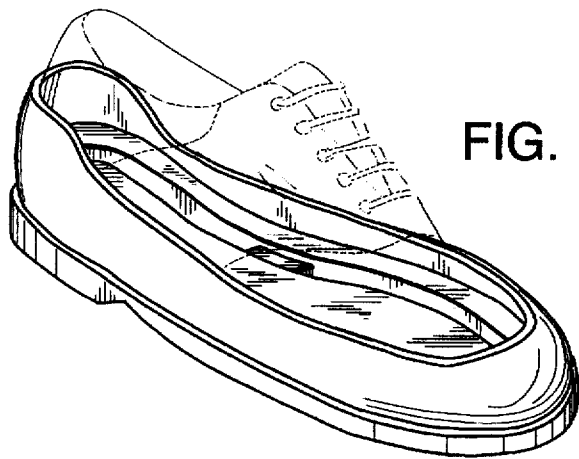


FIG. 1.

FIG. 2.



FIG. 3.

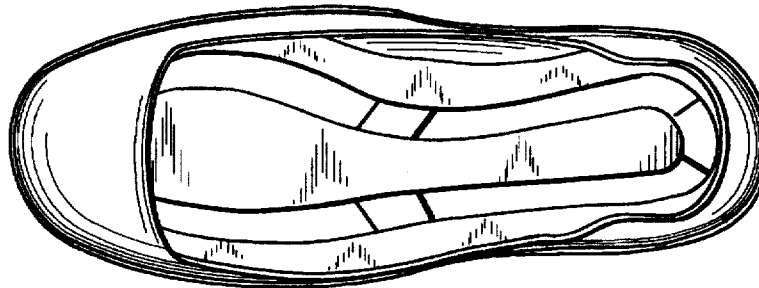


FIG. 4.

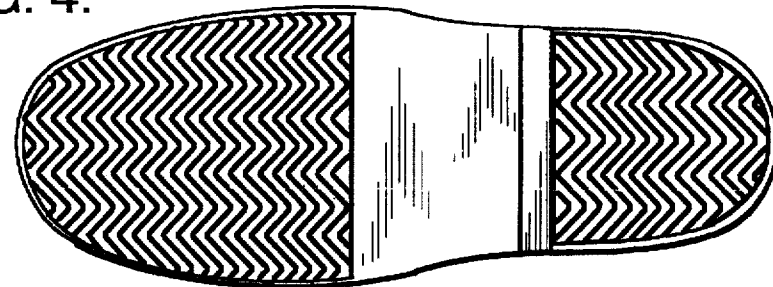


FIG. 5.

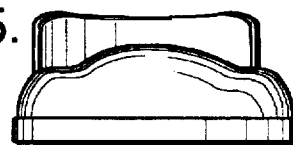


FIG. 6.

