



US0D1024782S

(12) **United States Design Patent**
Lobbestael et al.

(10) **Patent No.:** **US D1,024,782 S**

(45) **Date of Patent:** **** Apr. 30, 2024**

(54) **CONTAINER**

Primary Examiner — Omeed Agilee

Assistant Examiner — David Truong

(71) Applicant: **Mid-America Machining, Inc.**,
Brooklyn, MI (US)

(74) *Attorney, Agent, or Firm* — Honigman LLP; Eric J. Sosenko; Joanthan P. O'Brien

(72) Inventors: **Peter Lobbestael**, Manitou Beach, MI (US); **Matthew Simpson**, Tecumseh, MI (US)

(57) **CLAIM**

The ornamental design for a container, as shown and described.

(73) Assignee: **Mid-America Machining, Inc.**,
Brooklyn, MI (US)

DESCRIPTION

(**) Term: **15 Years**

FIG. 1 is a perspective view of a container in accordance with a first embodiment of the new design;

(21) Appl. No.: **29/827,200**

FIG. 2 is a front elevational of the container seen in FIG. 1; FIG. 3 is a rear elevational view of the container seen in FIG. 1;

(22) Filed: **Feb. 17, 2022**

FIG. 4 is a left side elevational view of the container seen in FIG. 1;

(51) **LOC (14) Cl.** **09-01**

FIG. 5 is a right side elevational view of the container seen in FIG. 1;

(52) **U.S. Cl.**

USPC **D9/523**; D9/530

FIG. 6 is a top plan view of the container seen in FIG. 1; FIG. 7 is a bottom plan view of the container seen in FIG. 1;

(58) **Field of Classification Search**

USPC D9/516, 523, 528, 530, 541–544, 550, D9/558–560, 565–575, 682, 687, D9/693–694, 715, 719; D3/201, 202, D3/316; D7/509–511, 533, 300, 302,
(Continued)

FIG. 8 is a perspective view of a container in accordance with a second embodiment of the new design;

FIG. 9 is a front elevational of the container seen in FIG. 8; FIG. 10 is a rear elevational view of the container seen in FIG. 8;

(56) **References Cited**

U.S. PATENT DOCUMENTS

D195,064 S * 4/1963 Dike D9/543
D303,628 S * 9/1989 Beaver D9/543
D309,100 S * 7/1990 Beaver D9/523
(Continued)

FIG. 11 is a left side elevational view of the container seen in FIG. 8;

FIG. 12 is a right side elevational view of the container seen in FIG. 8;

FIG. 13 is a top plan view of the container seen in FIG. 8; and,

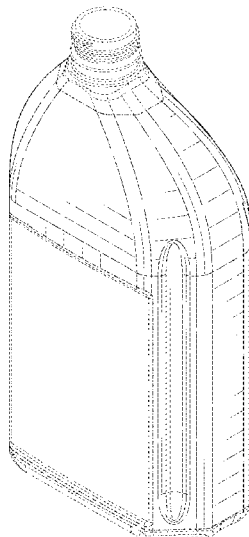
FIG. 14 is a bottom plan view of the container seen in FIG. 8.

The dashed lines in the drawings depict portions of the container that form no part of the claimed design. The dash-dot lines in the drawings define the bounds of the claimed design and form no part thereof.

OTHER PUBLICATIONS

Malibu Axis Synthetic Motor Oil. Online, published date Aug. 16, 2023. Retrieved on Nov. 28, 2023 from URL: https://www.malibuparts.com/products/malibu-axis-high-performance-full-synthetic-5w30-motor-oil-quart.*

1 Claim, 10 Drawing Sheets



(58) **Field of Classification Search**

USPC D7/318, 320; D24/107, 121-123, 216,
D24/217, 219, 223-226
CPC ... B65D 1/00; B65D 1/02; B65D 1/12; B65D
1/18; B65D 1/20; B65D 1/0223; B65D
23/00; B65D 21/0237; B65D 2501/009;
B65D 2501/0081; B65D 2543/00296;
B65D 2543/00092; B65D 41/26; B65D
2501/00; B65D 2501/0009

See application file for complete search history.

(56) **References Cited**

U.S. PATENT DOCUMENTS

D379,308 S * 5/1997 Beaver D9/543
5,918,753 A * 7/1999 Ogg B65D 1/0223
220/675
D449,538 S * 10/2001 Burlison D9/530
D747,205 S * 1/2016 Schlott D9/523
D773,308 S * 12/2016 Beckerman D9/530
D778,163 S * 2/2017 Dilley D9/563
D787,266 S * 5/2017 Sonnichsen D9/530
D822,492 S * 7/2018 Clemence D9/523
D863,967 S * 10/2019 Ruble D9/530
D889,268 S * 7/2020 Gooden D9/530
D898,577 S * 10/2020 Danyluk D9/528
D950,386 S * 5/2022 Barber D9/523

* cited by examiner

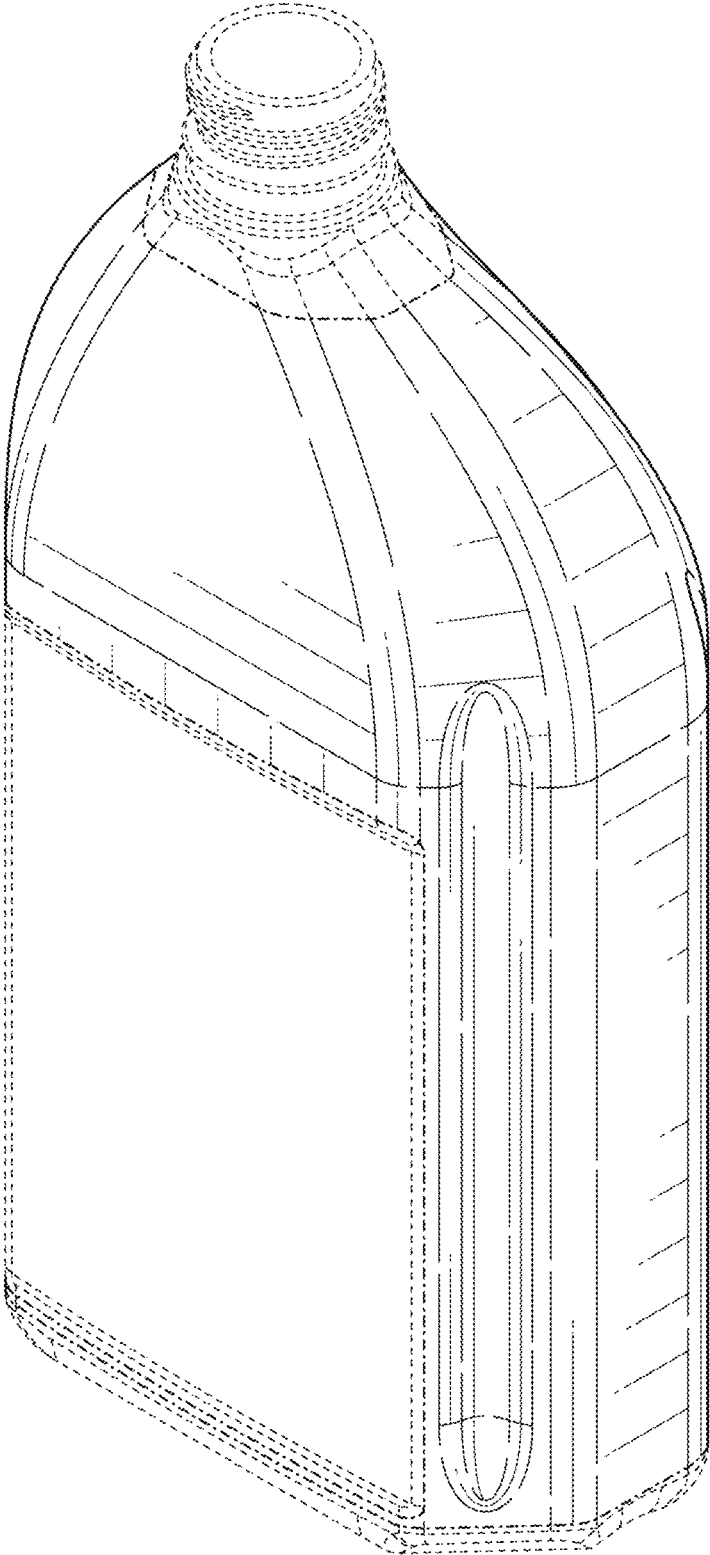


FIG. 1

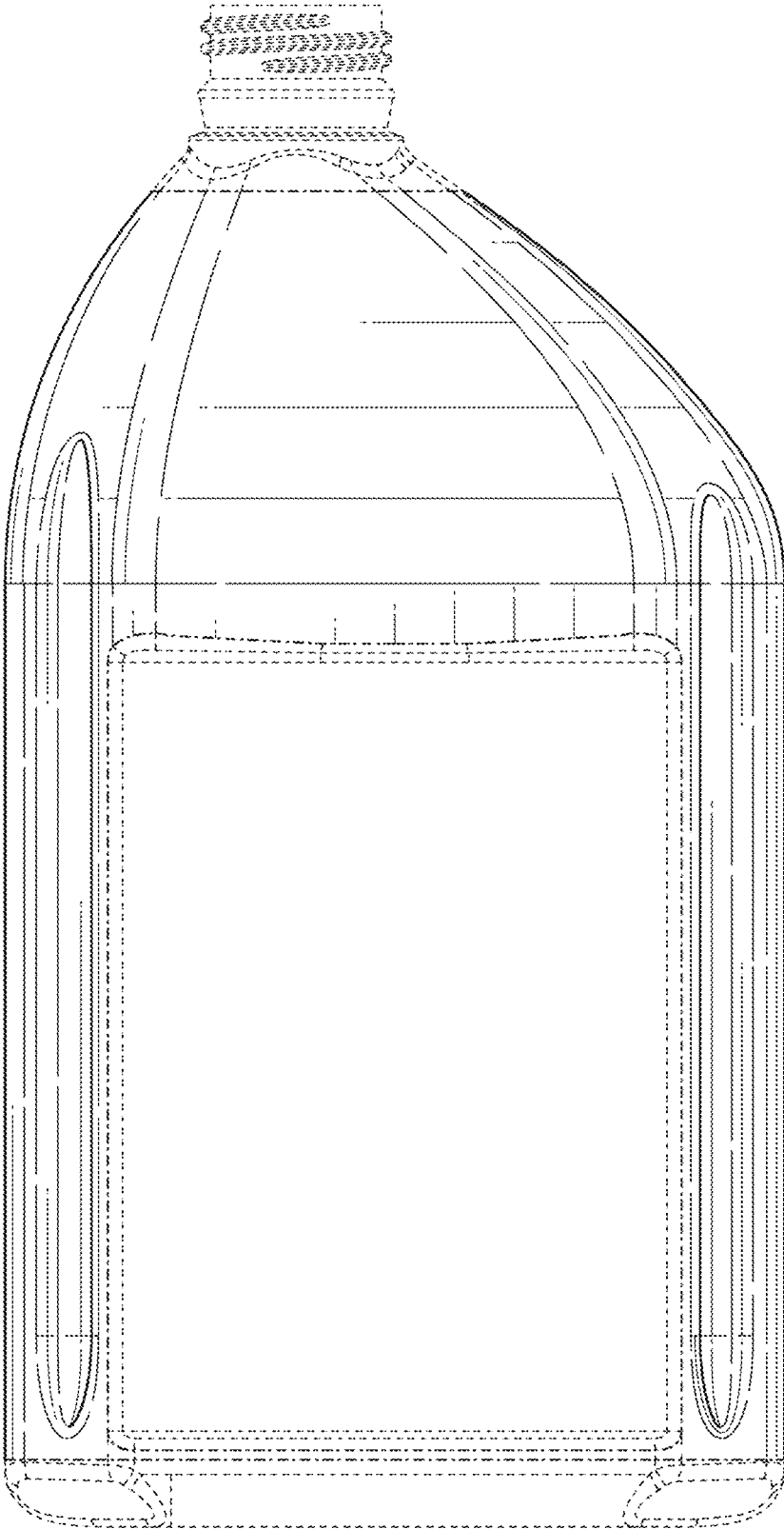


FIG. 2

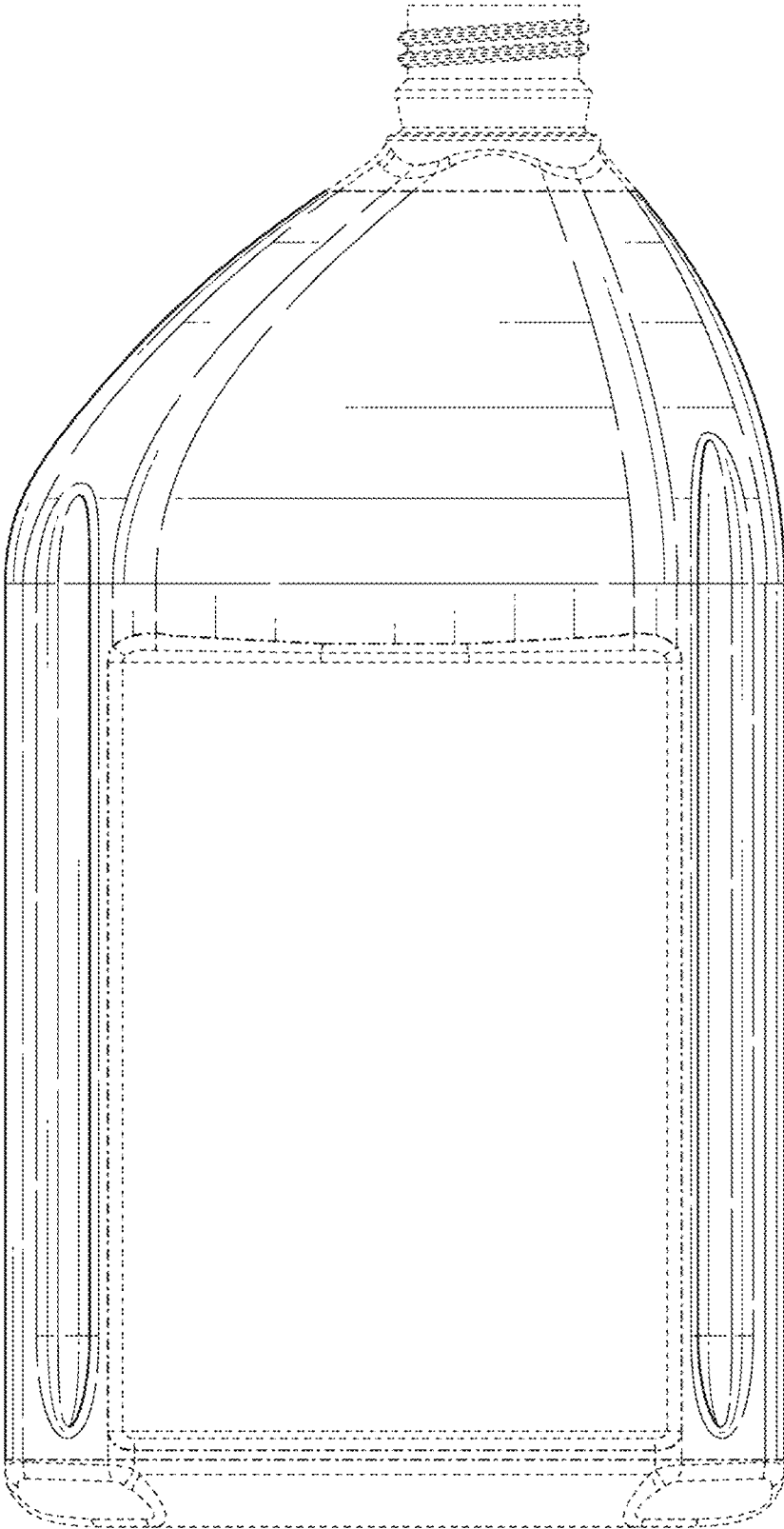


FIG. 3

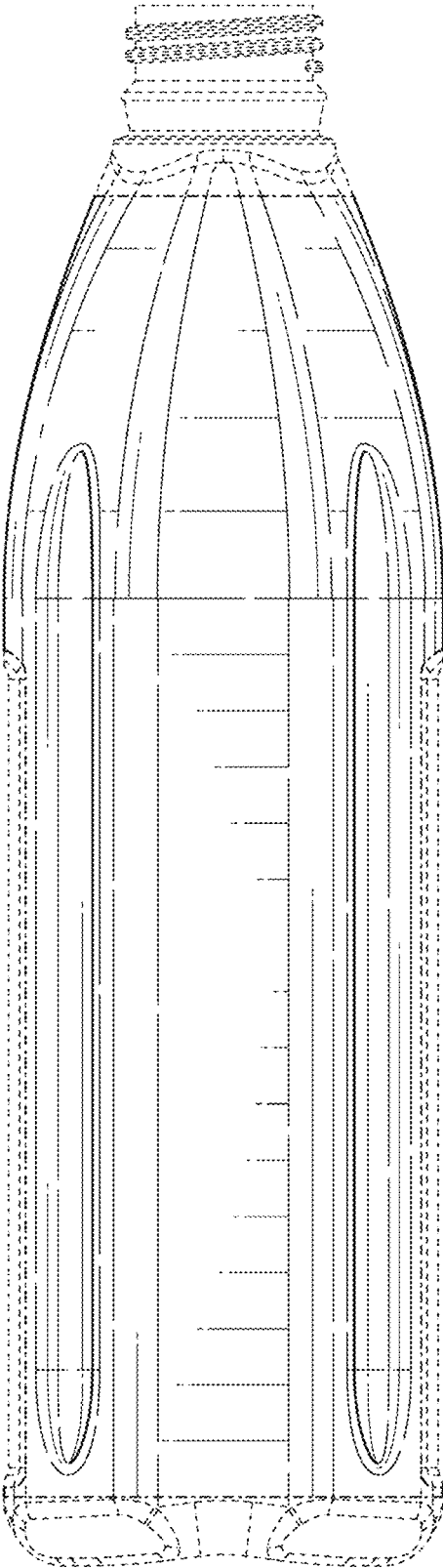


FIG. 4

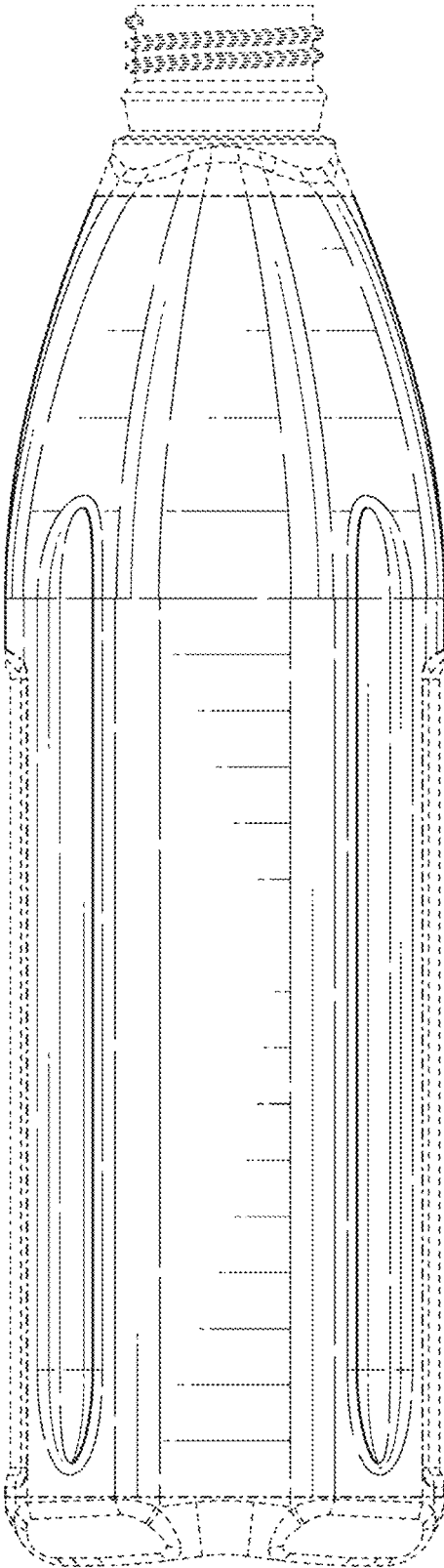


FIG. 5

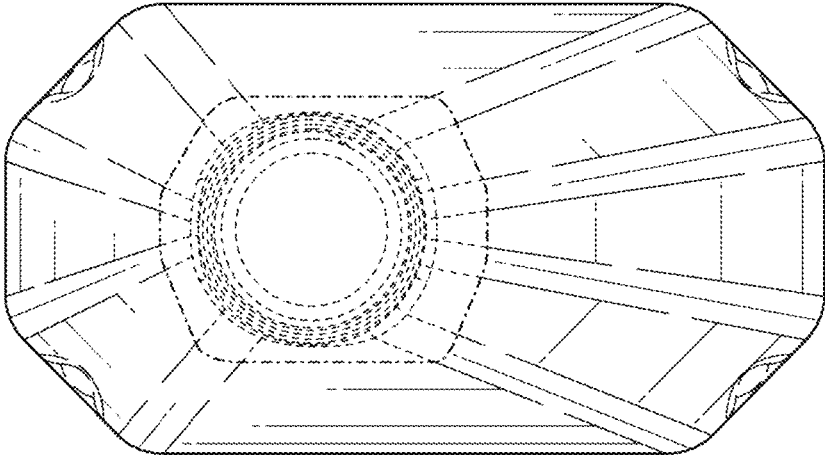


FIG. 6

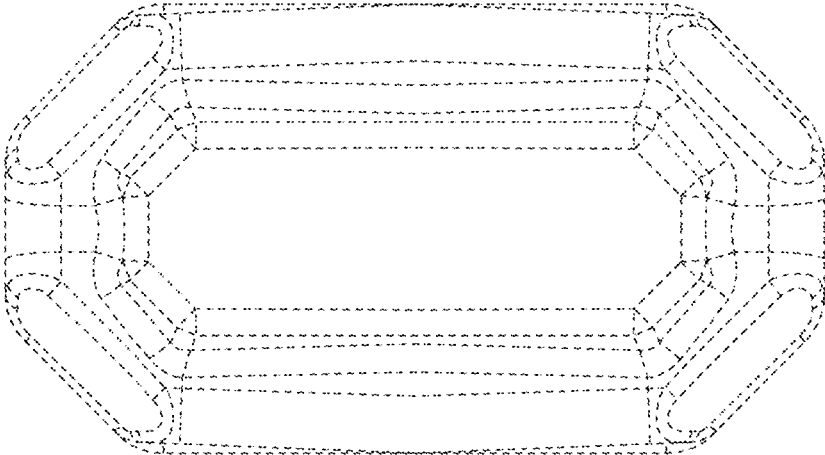


FIG. 7

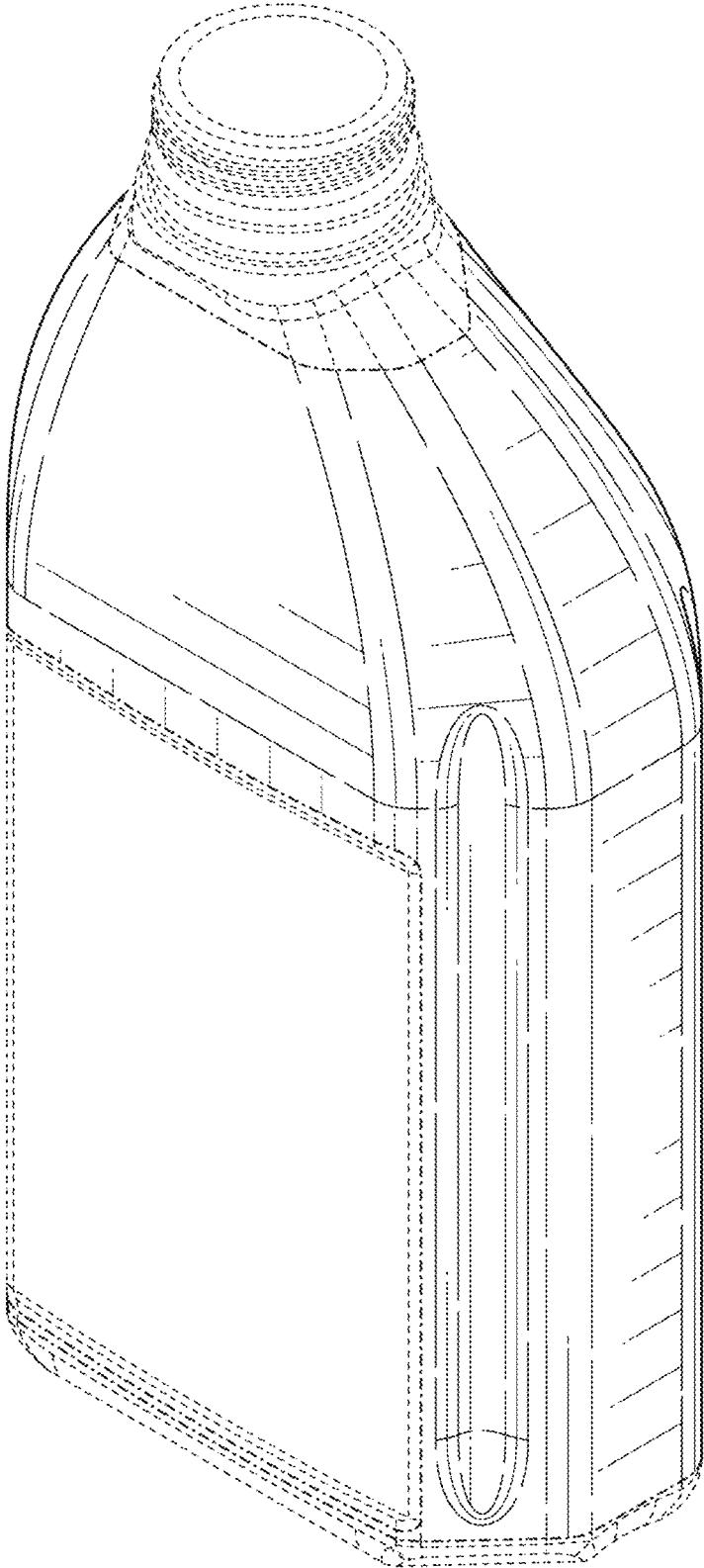


FIG. 8

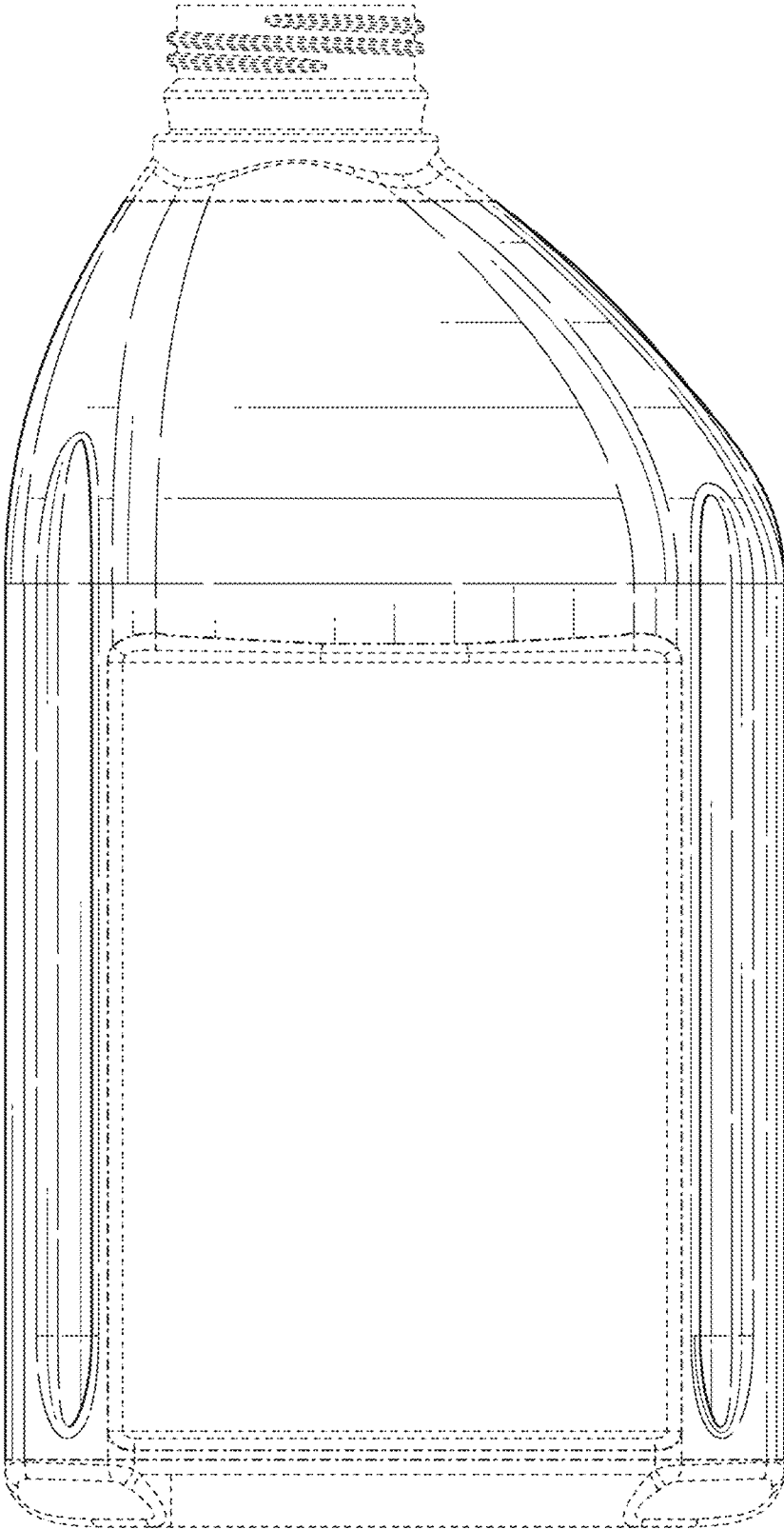


FIG. 9

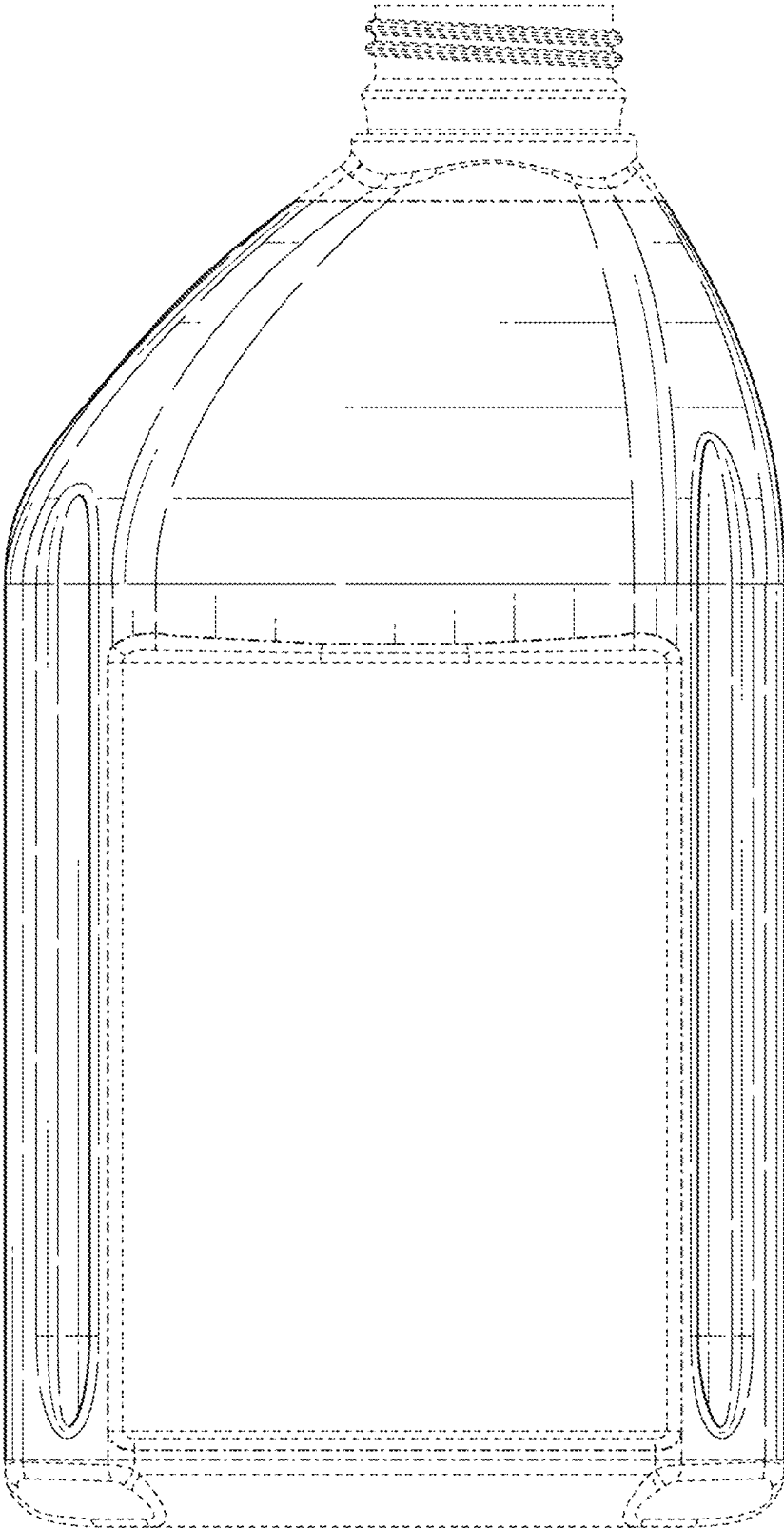


FIG. 10

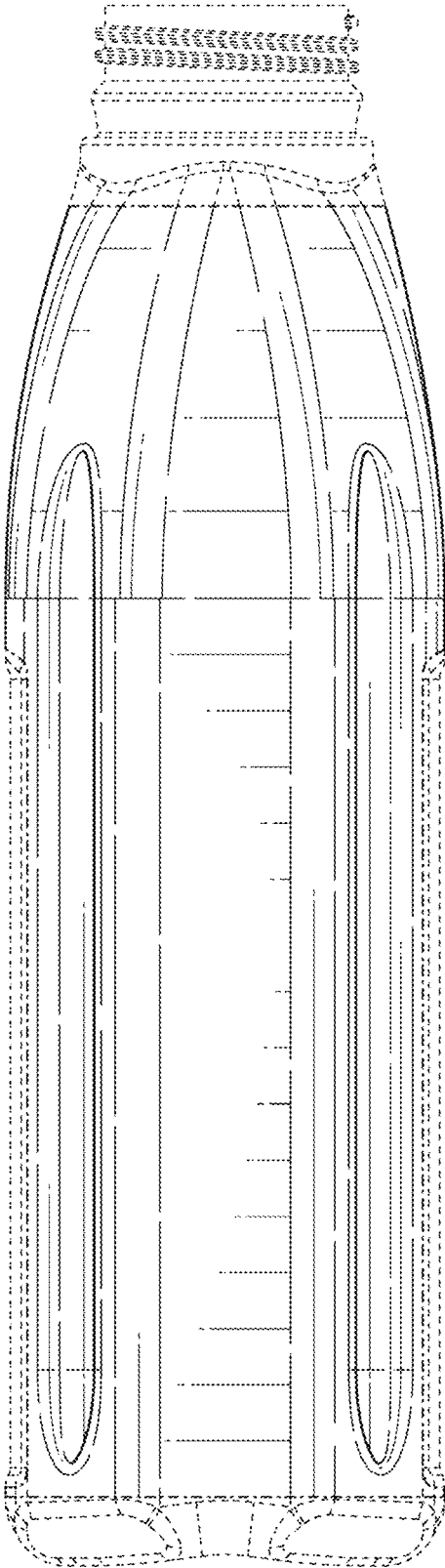


FIG. 11

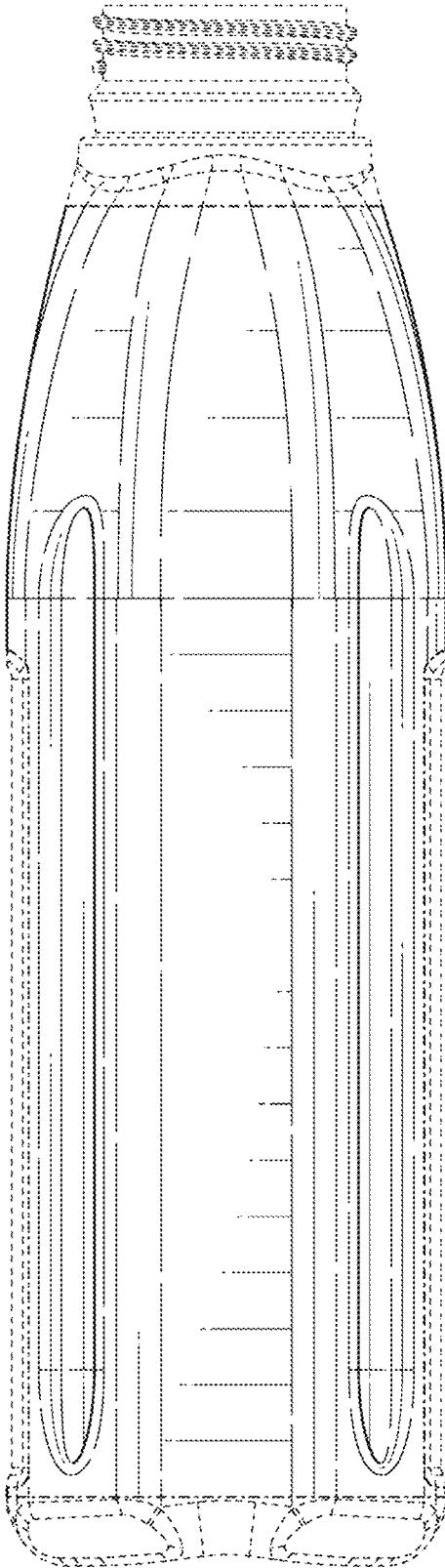


FIG. 12

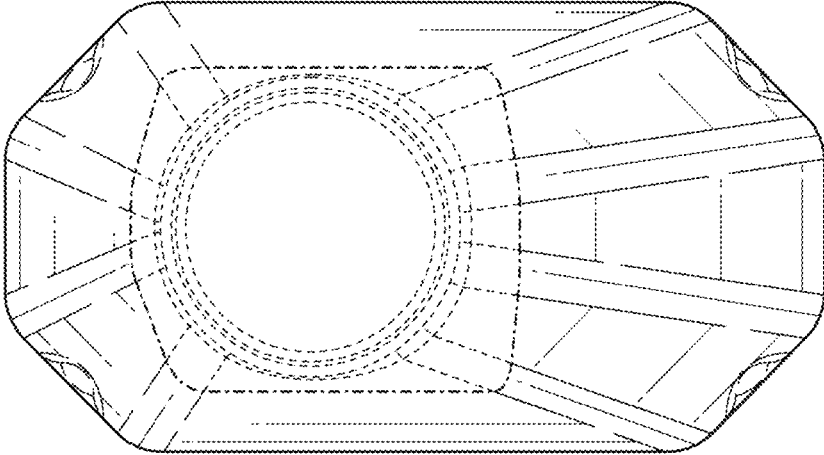


FIG. 13

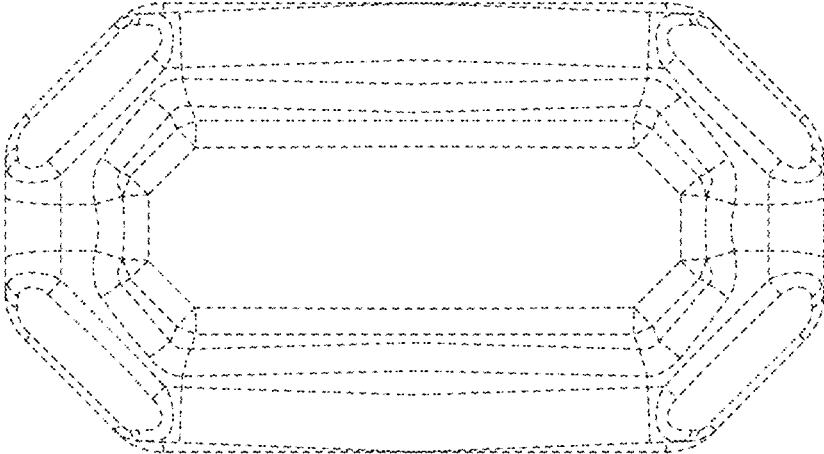


FIG. 14