



US00D362347S

**United States Patent** [19][11] **Patent Number: Des. 362,347****Karl et al.**[45] **Date of Patent: \*\* Sep. 19, 1995**[54] **MOLDED CHAIR**[75] Inventors: **Richard B. Karl**, St. Charles; **Harvey Hanig**, North Aurora, both of Ill.[73] Assignee: **Norix Group, Inc.**, West Chicago, Ill.[\*\*] Term: **14 Years**[21] Appl. No.: **19,952**[22] Filed: **Mar. 14, 1994**[52] U.S. Cl. .... **D6/334; D6/374; D6/375**[58] Field of Search ..... **D6/334, 364, 371, 373, D6/374, 375, 500, 501, 502; 297/445, DIG. 2**[56] **References Cited****U.S. PATENT DOCUMENTS**

D. 112,045 11/1938 Roberts ..... D6/334  
D. 202,265 9/1965 Creist, Jr. .... 297/DIG. 2 X  
D. 223,756 6/1972 Steinhart ..... D6/334  
D. 238,986 3/1976 Owens .  
D. 243,088 1/1977 Halvorsen .  
D. 243,089 1/1977 Halvorsen .  
D. 252,490 7/1979 Petersilie ..... D6/334  
D. 284,915 8/1986 Kujawski ..... D6/334 X  
284,915 8/1986 Nemschoff et al. .  
2,838,100 6/1958 Follows ..... 297/DIG. 2 X

3,095,237 6/1963 Desnoyers et al. .

3,213,570 10/1965 Abramson, Jr. .

4,341,419 7/1982 Sebel .

4,518,199 5/1985 Lewis .

*Primary Examiner*—Alan P. Douglas*Assistant Examiner*—Gary D. Watson*Attorney, Agent, or Firm*—Mathew R. P. Perrone, Jr.[57] **CLAIM**

The ornamental design for a molded chair, as shown and described.

**DESCRIPTION**

FIG. 1 depicts a front perspective view of a molded chair showing my new design;

FIG. 2 depicts a bottom plan view of a molded chair showing, which is a bottom view of FIG. 1;

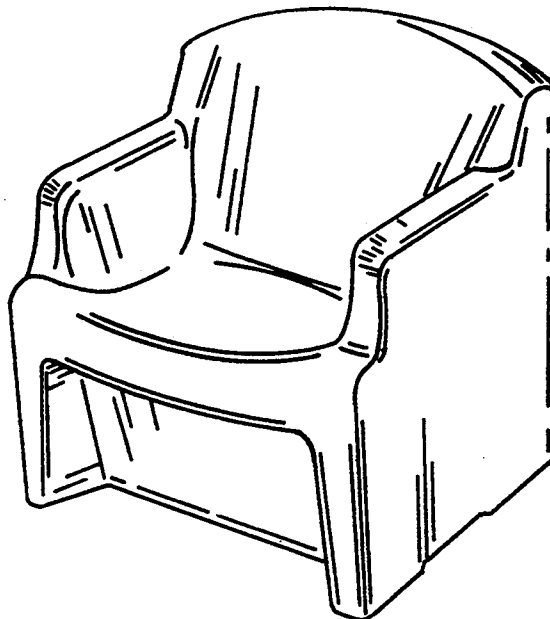
FIG. 3 depicts a top plan view of a molded chair showing my new design, which is a reverse view of FIG. 2;

FIG. 4 depicts a front plan view of a molded chair showing my new design;

FIG. 5 depicts a rear plan view of a molded chair showing my new design, which is a reverse view of FIG. 4;

FIG. 6 depicts a side view of a molded chair showing of my new design; and,

FIG. 7 depicts a side view of a molded chair showing of my new design, which is a reverse view of FIG. 6.



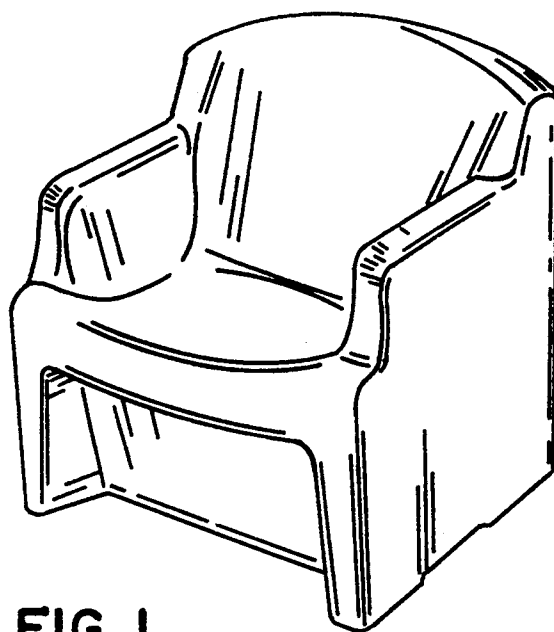


FIG. 1

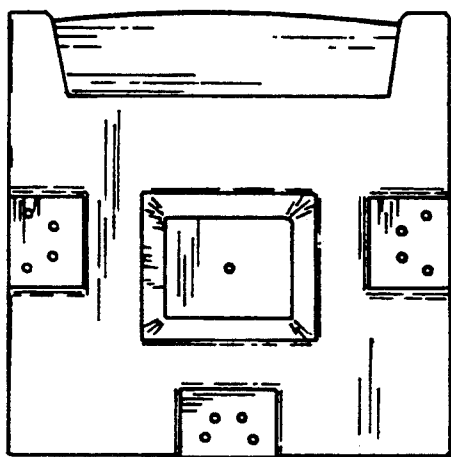


FIG. 2

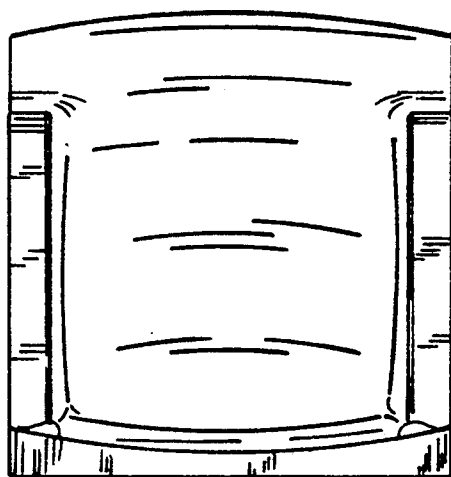


FIG. 3




FIG. 4




FIG. 5

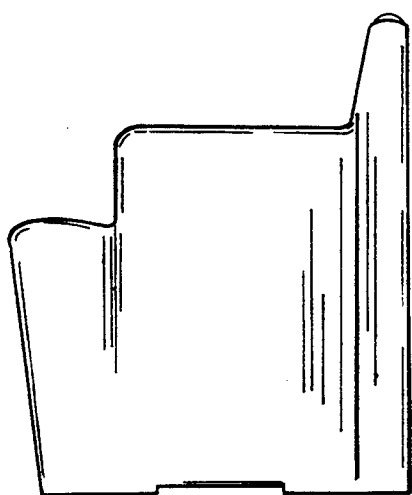


FIG. 6

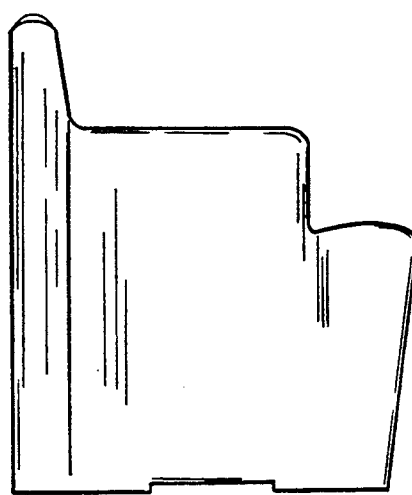


FIG. 7