



US00D731172S

(12) **United States Design Patent**  
**Atteberry et al.**

(10) **Patent No.:** **US D731,172 S**  
(45) **Date of Patent:** **\*\* Jun. 9, 2015**

(54) **RHINESTONE COVERED CONTAINER FOR PEPPER SPRAY CANISTER**

(71) Applicants: **Andrea A Atteberry**, New York, NY (US); **Gabriel P Mazzone**, San Jose, CA (US)

(72) Inventors: **Andrea A Atteberry**, New York, NY (US); **Gabriel P Mazzone**, San Jose, CA (US)

(\*\*) Term: **14 Years**

(21) Appl. No.: **29/466,781**

(22) Filed: **Sep. 11, 2013**

(51) **LOC (10) Cl.** ..... **03-01**

(52) **U.S. Cl.**

USPC ..... **D3/215**

(58) **Field of Classification Search**

USPC ..... D3/215, 208-212, 229, 201-205; 222/47, 153.1, 153.11, 153.13, 175, 222/182-183, 402.11; 70/414, 456 R; 224/246, 674, 669, 240, 683, 904, 914

See application file for complete search history.

(56) **References Cited**

U.S. PATENT DOCUMENTS

D404,562 S \* 1/1999 Brown et al. .... D3/215  
D464,793 S \* 10/2002 Anderton ..... D3/215

(Continued)

*Primary Examiner* — Catheri Oliver-Garcia

(74) *Attorney, Agent, or Firm* — Joe D. Calhoun

(57) **CLAIM**

We claim the ornamental design for a rhinestone covered container for pepper spray canister, as shown and described.

**DESCRIPTION**

FIG. 1 is a front perspective view of a rhinestone covered container for a pepper spray canister, covering a portion of a

representative sample of a pepper canister within (in broken lines, unclaimed); also unclaimed is a representative sample of a loop for a key chain or similar device.

FIG. 2 is a top plan view of FIG. 1 thereof.

FIG. 3 is a bottom plan view of FIG. 1 thereof.

FIG. 4 is a front elevation view of FIG. 1 thereof, the rear elevation view being a mirror image thereof.

FIG. 5 is a left side elevation view of FIG. 1 thereof, the right side elevation view being a mirror image thereof.

FIG. 6 is a front perspective of a rhinestone covered container for a pepper spray canister, covering a portion (less than that of FIG. 1) of the representative sample of a pepper canister within (in broken lines, unclaimed); also unclaimed is a representative sample of a loop for a key chain or other attachment.

FIG. 7 is a front elevation view of FIG. 6 thereof, the rear elevation view being a mirror image thereof.

FIG. 8 is a left side elevation view of FIG. 6 thereof, the right side elevation view being a mirror image thereof.

FIG. 9 is a front perspective view of a rhinestone covered container for a pepper spray canister within (in broken lines, unclaimed); also unclaimed is a representative sample of a loop for a key chain or other attachment.

FIG. 10 is a front elevation view of FIG. 9 thereof, the rear elevation view being a mirror image thereof.

FIG. 11 is a left side elevation view of FIG. 9 thereof, the right side elevation view being a mirror image thereof.

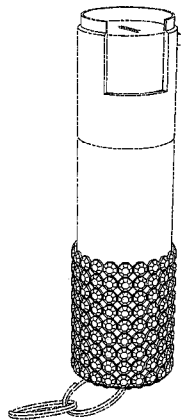
FIG. 12 is a front perspective view of a rhinestone covered container for a pepper spray canister, covering a portion (less than that of FIG. 9) of the representative sample of a pepper canister within (in broken lines, unclaimed); also unclaimed is a representative sample of a loop for a key chain or other attachment.

FIG. 13 is a front elevation view of FIG. 12 thereof, the rear elevation view being a mirror image thereof; and,

FIG. 14 is a left side elevation view of FIG. 12 thereof, the right side elevation view being a mirror image thereof.

The broken lines are for illustrative purposes and do not form part of the claimed design. It is understood that, disregarding the unclaimed material in broken lines, each respective bottom plan view of the latter three embodiments (FIGS. 6, 9 and 12) is the same as that of the first embodiment, depicted in FIG. 3. Each respective top plan view of the latter three embodiments is almost identical to that of the first embodiment, depicted in FIG. 3.

**1 Claim, 7 Drawing Sheets**



# US D731,172 S

Page 2

---

(56)

## References Cited

### U.S. PATENT DOCUMENTS

D485,981 S *	2/2004	Romero .....	D3/215	
D516,241 S *	2/2006	Gaines et al. ....	D27/161	
D667,999 S *	9/2012	Sheffield .....	D28/81	
D465,645 S *	11/2002	Lombardo et al. ....	D3/215	
D468,092 S *	1/2003	Anderton .....	D3/215	* cited by examiner

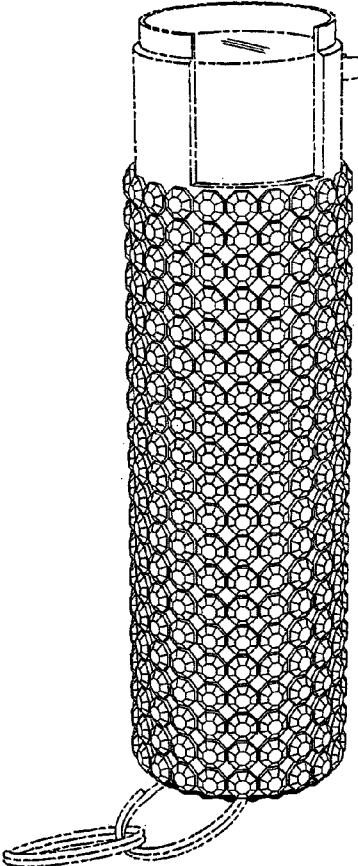


FIG. 1

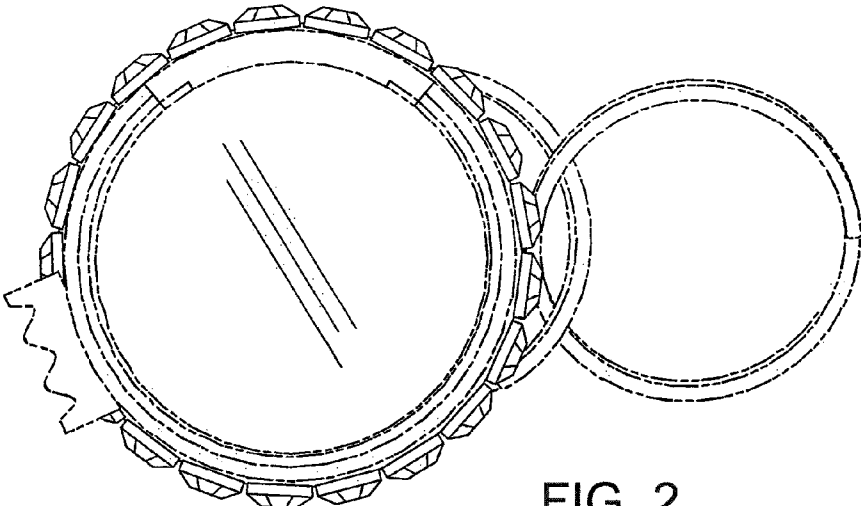


FIG. 2

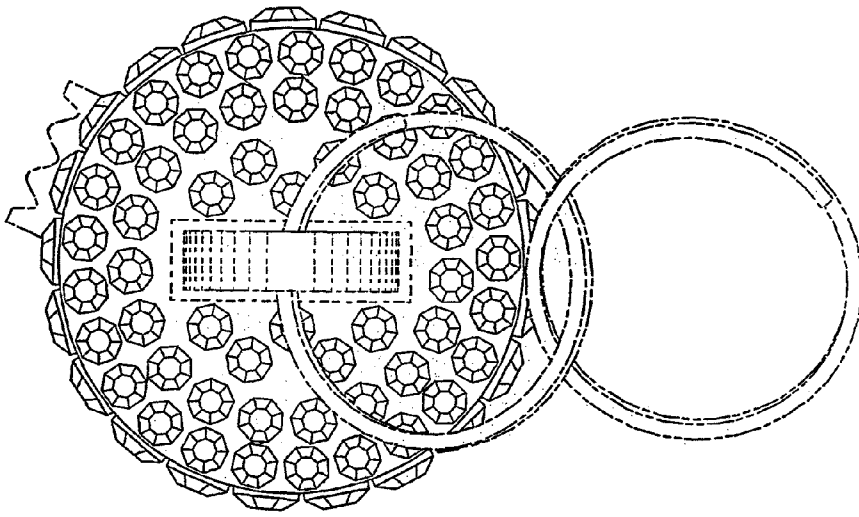


FIG. 3




FIG. 4




FIG. 5

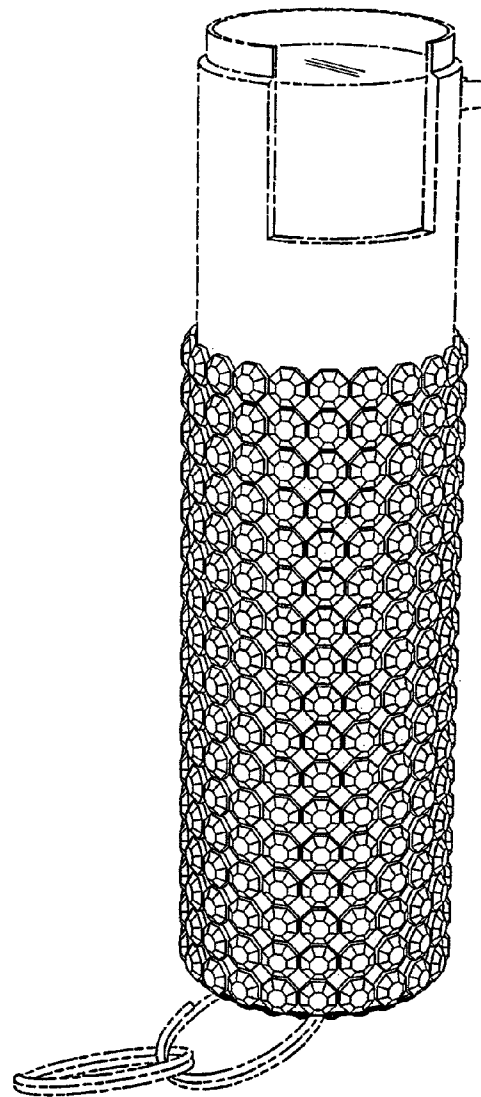




FIG. 6



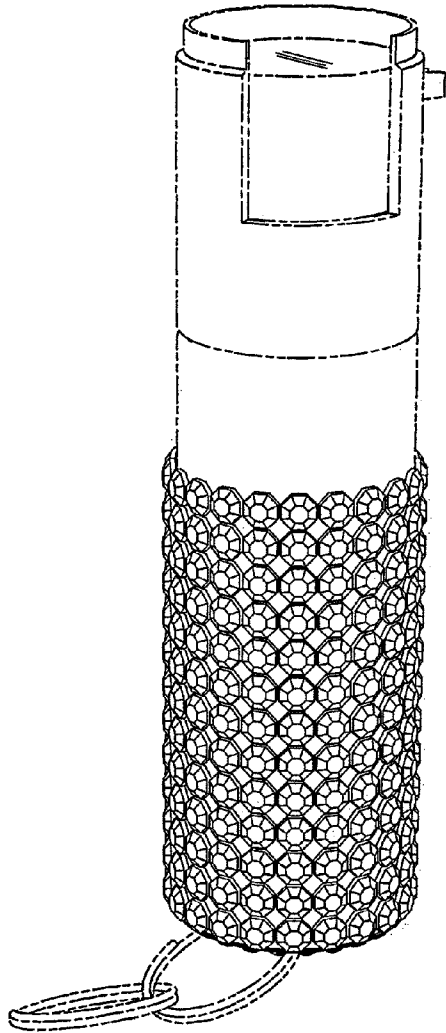


FIG. 9

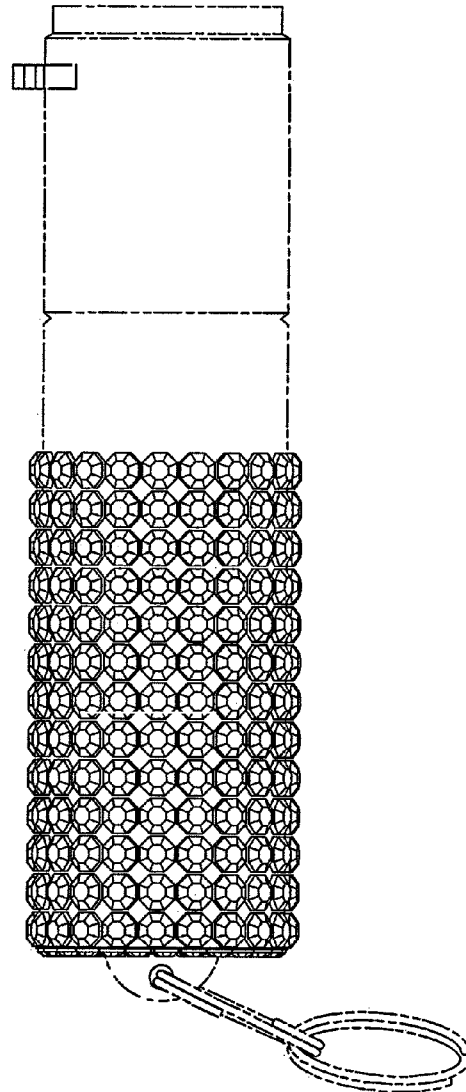


FIG. 10

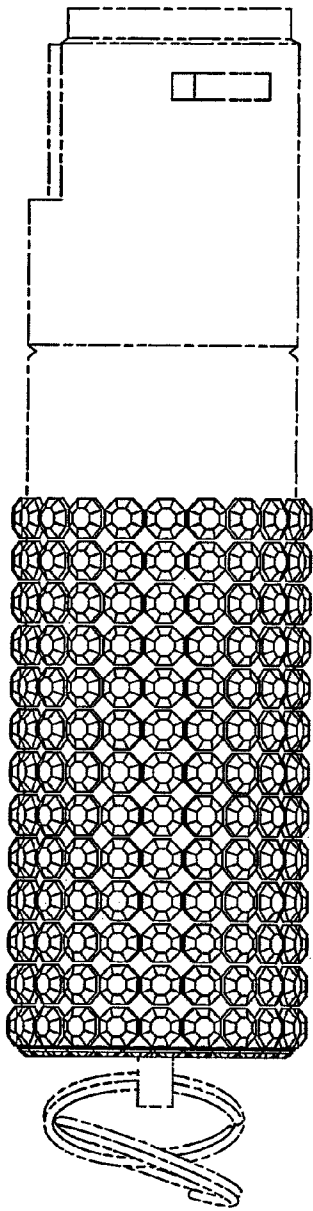


FIG. 11

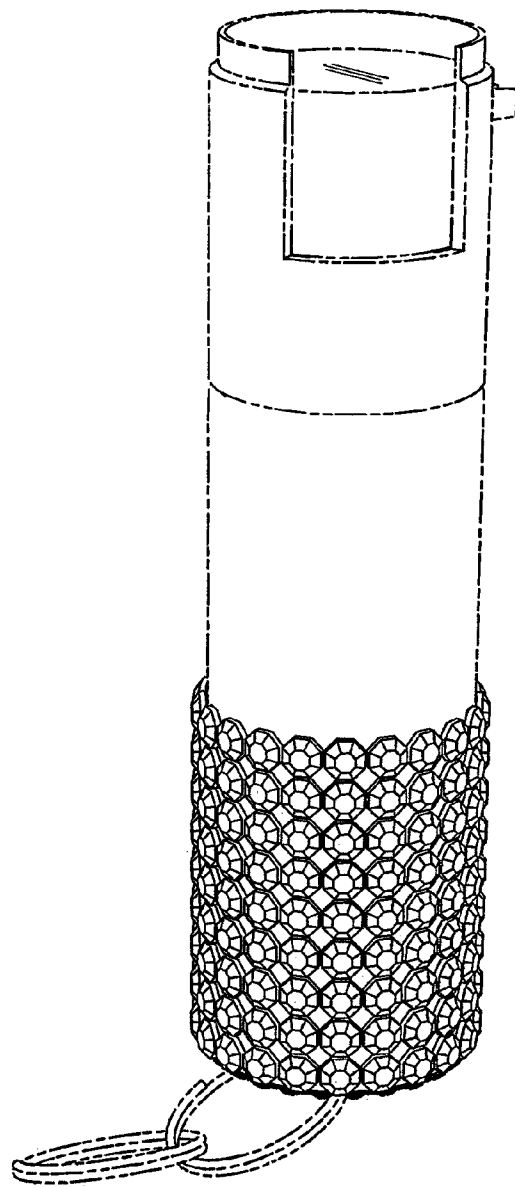


FIG. 12



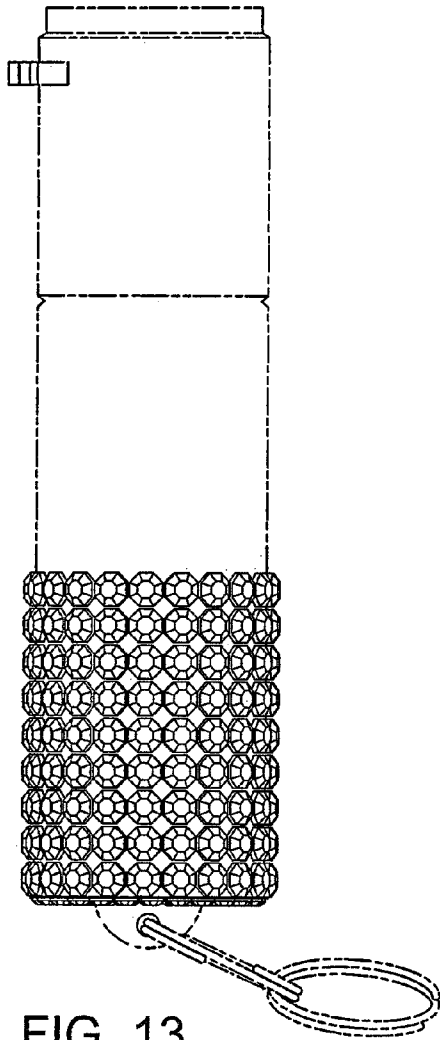


FIG. 13

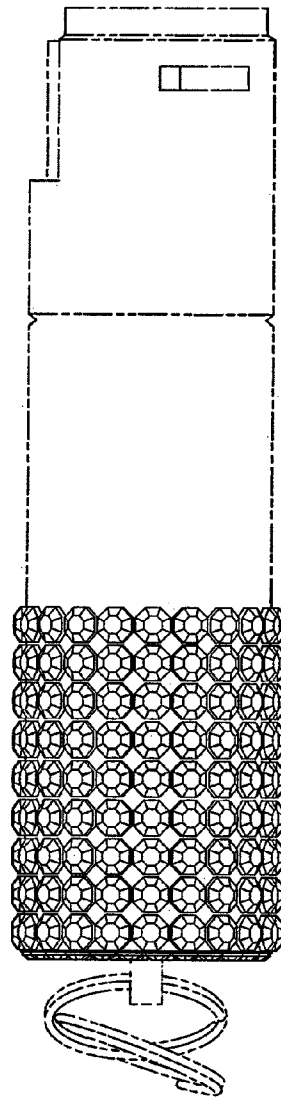


FIG. 14