US00D409896S

United States Patent [19]

Kaplan

[11] **Patent Number: Des. 409,896**

[45] **Date of Patent: ** May 18, 1999**

[54] **CABLE SUPPORT BRACKET**

[75] Inventor: **Steve E. Kaplan**, Elyria, Ohio

[73] Assignee: **Multilink, Inc.**, Elyria, Ohio

[**] Term: **14 Years**

[21] Appl. No.: **29/081,027**

[22] Filed: **Dec. 22, 1997**

[51] **LOC (6) Cl.** **08-05**

[52] **U.S. Cl.** **D8/356**

[58] **Field of Search** D8/349, 354, 366, D8/380; 248/200, 300, 27.1, 68.1, 74.1–74.4, 62

[56] **References Cited**

U.S. PATENT DOCUMENTS

5,149,026 9/1992 Allen 248/68.1

Primary Examiner—Holly Baynham

Attorney, Agent, or Firm—J. Herman Yount, Jr.

[57] **CLAIM**

The ornamental design for a cable support bracket, as shown and described.

DESCRIPTION

FIG. **1** is a top, front, left side perspective view of a cable support bracket with my new design;

FIG. **2** is a top view of the bracket.

FIG. **3** is a front view of the bracket.

FIG. **4** is a bottom view of the bracket.

FIG. **5** is a enlarged view of the bracket viewing it from the left side as it is shown FIG. **3**.

FIG. **6** is an enlarged view of the bracket from the right side as it is shown in FIG. **3**, and,

FIG. **7** is a rear view of the bracket as shown in FIG. **3**.

1 Claim, 3 Drawing Sheets

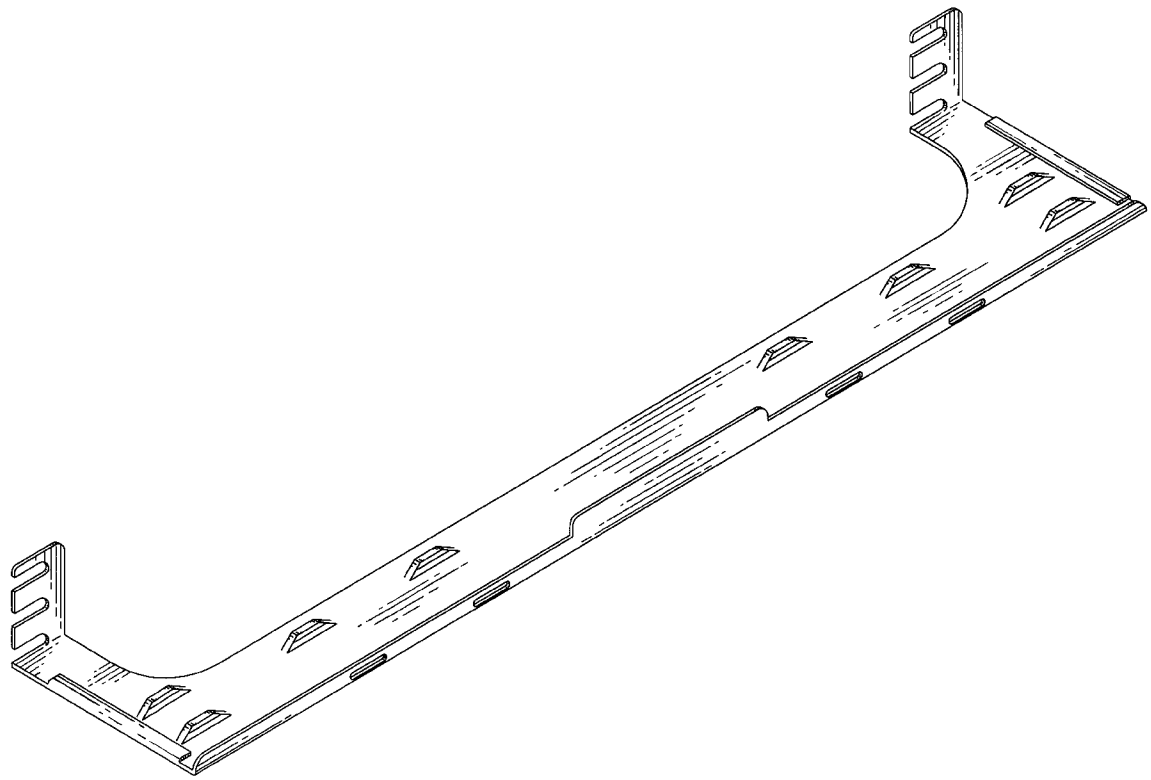

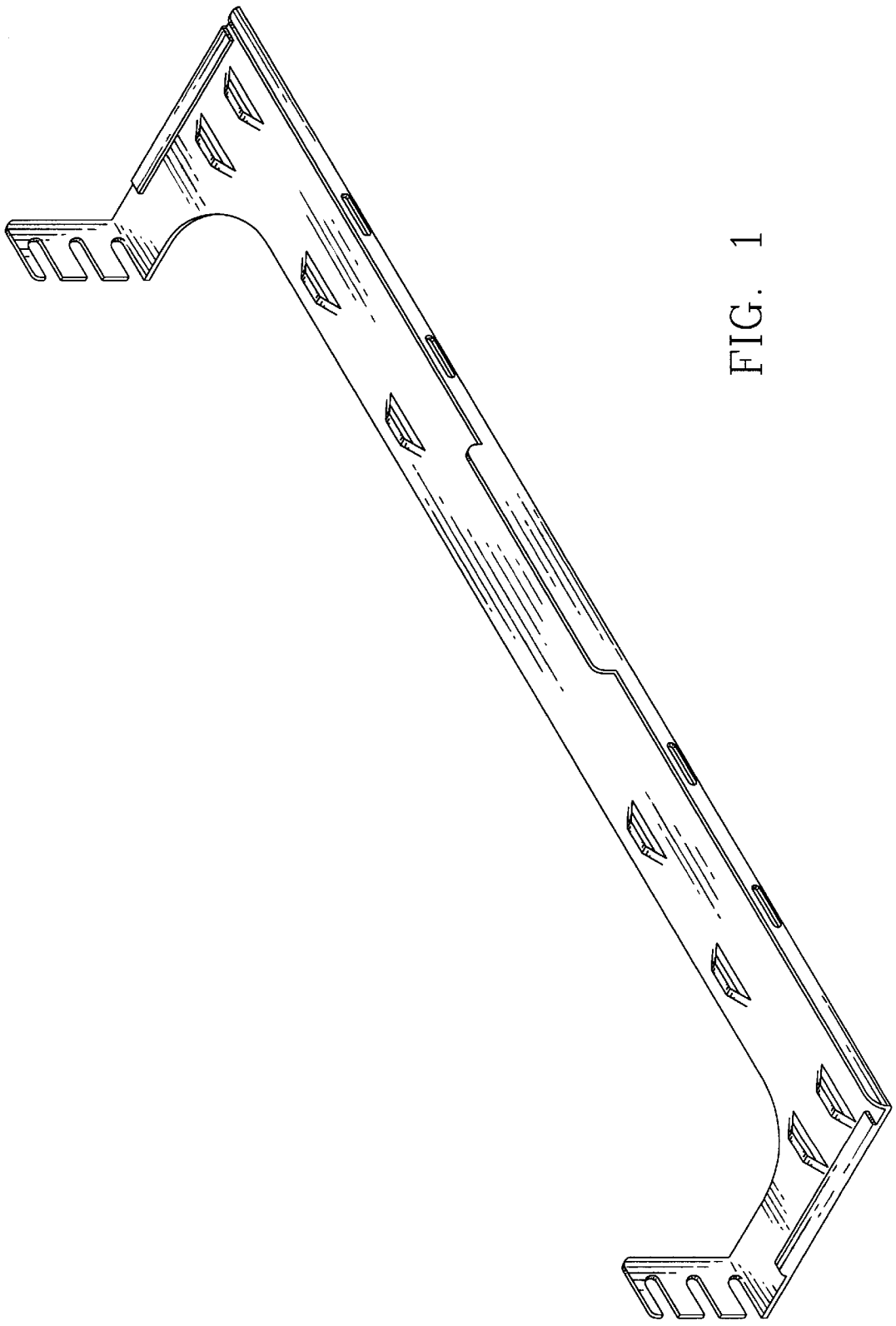

FIG. 1



FIG. 2

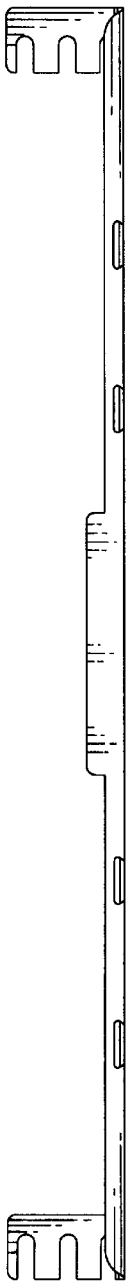

FIG. 3

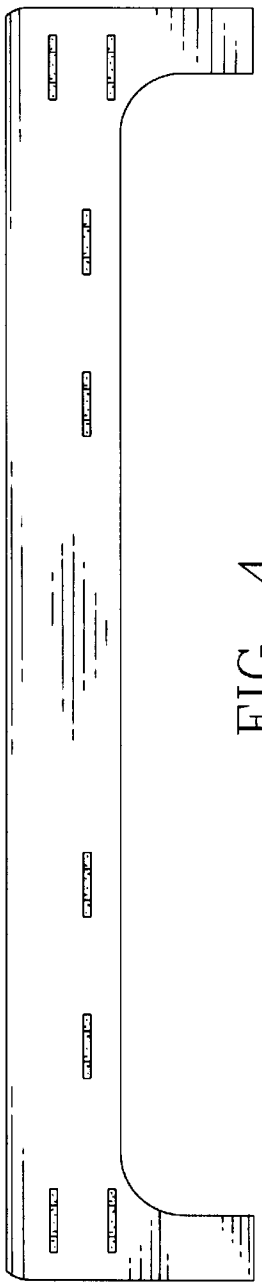

FIG. 4

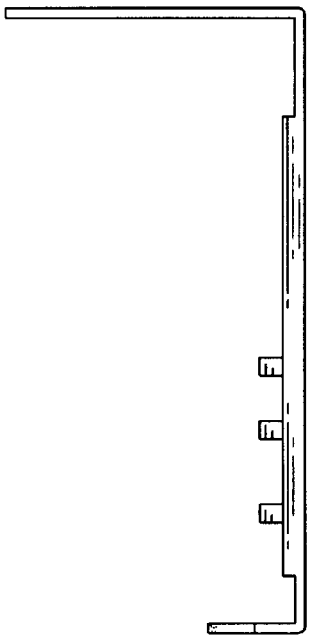

FIG. 6

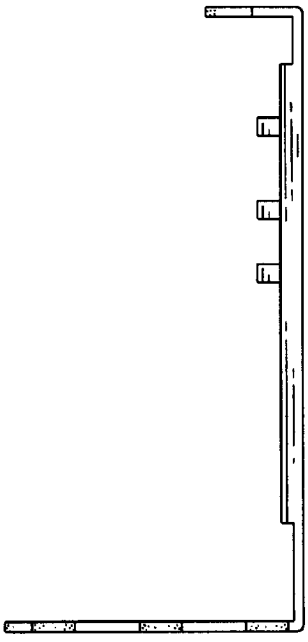

FIG. 5

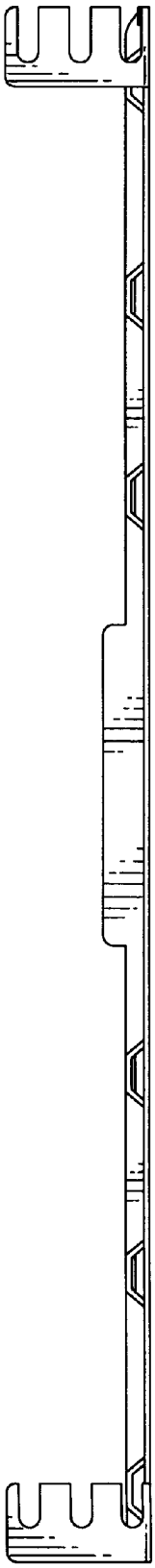

FIG. 7