No. 842,920. PATENTED FEB. 5, 1907.

W. THEDORF.

PICK.

APPLICATION FILED MAR. 13, 1906.

Fig. 1.

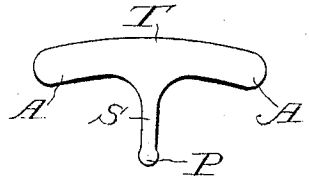

Fig. 2.

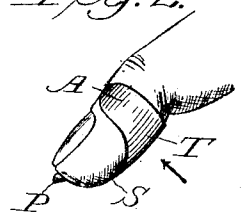

Fig. 3.

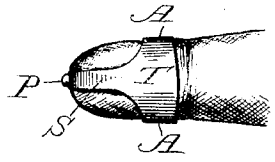

Fig. 4.

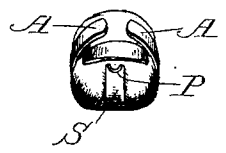

Witnesses:

C. N. Wacker.

Morris C. Coburn.

Inventor:

William Thedorf,

By

Collamer & Co., Attorneys.

THE NORRIS PETERS CO., WASHINGTON, D. C.

UNITED STATES PATENT OFFICE.

WILLIAM THEDORF, OF ST. VINCENT, MINNESOTA.

PICK.

No. 842,920. Specification of Letters Patent. Patented Feb. 5, 1907.

Application filed March 13, 1906. Serial No. 305,894.

To all whom it may concern:

Be it known that I, WILLIAM THEDORF, a citizen of the United States, and a resident of St. Vincent, Kittson county, State of Minnesota, have invented certain new and useful Improvements in Picks; and my preferred manner of carrying out the invention is set forth in the following full, clear, and exact description, terminating with a claim particularly specifying the novelty.

This invention relates to music, and more especially to the picks which are used in connection with banjos, guitars, and the like; and the object of the same is to produce a pick which shall be serviceable for this purpose, not injurious to the strings, and yet of such construction that it will keep the player informed by the sense of touch what is being done.

To this end the invention consists of the pick hereinafter described, and shown in the drawings, wherein—

Figure 1 is a plan view of the blank from which this pick is formed. Fig. 2 is a side elevation of the finger with the pick in place thereon. Fig. 3 is a bottom view of said finger looking in the direction of the arrow in Fig. 2. Fig. 4 is an end view of the finger and pick.

In the drawings the letter T designates the sheet-metal blank from which this pick is made, and A are the side arms of the head of this T, which are bent around the finger, as seen in Fig. 2, so as to form a finger-embracing portion or "thimble." The shank of the T consists of a narrow strip of metal whose edges are approximately parallel and whose inner end is integral with said thimble, as seen in Fig. 1. Its body is shaped to conform with the end of the finger, which it fits so closely in use as to slightly embed itself in the flesh and permit the player to feel the string with the end of his finger on either side of the shank. The length of the latter is such that it leads from the thimble completely around the end of the finger and nearly or quite to the finger-nail. The outer extremity or point P of the shank S is bent outward away from the finger, as seen in Fig. 2, and is curved laterally or transversely, as seen in Fig. 4, the object of this curvature being to prevent the presentation of any sharp corners of the pick to the string, over which latter the pick moves transversely in the act of playing the instrument, as will be understood.

In the construction of this pick the shank S is stamped from sheet metal and made as narrow as possible consistent with the rigidity required, the purpose being to provide a narrow tongue depending from the finger-clamp and carrying the pick-point proper, so that when the string is picked it will be felt by the finger on either side of said shank. I consider this an important detail in the construction of my device. The size, shape, and material of parts are not essential.

What is claimed as new is—

A pick for stringed instruments, the same formed of a single piece of sheet metal comprising a finger-embracing portion, a shank projecting therefrom and consisting of a narrow strip of metal with approximately parallel edges and adapted to extend from said finger-embracing portion around the end of the finger and to embed itself in the flesh thereof, and a picking-point proper at the outer end of said shank bent outward therefrom and rounded transversely, the whole for use substantially as described.

In testimony whereof I have hereunto subscribed my signature this the 10th day of March, A. D. 1906.

WILLIAM THEDORF.

Witnesses:
CHRISTOPHER A. THEDORF,
WILLIAM G. DEACON.