

**(12) STANDARD PATENT**  
**(19) AUSTRALIAN PATENT OFFICE**

(11) Application No. **AU 2007267620 B2**

(54) Title  
**Therapeutic pyrrolidine compounds**

(51) International Patent Classification(s)  
**C07D 207/10** (2006.01)                      **C07D 405/12** (2006.01)  
**A61K 31/4025** (2006.01)                      **C07D 405/14** (2006.01)  
**A61P 27/06** (2006.01)                      **C07D 409/12** (2006.01)  
**C07D 207/12** (2006.01)                      **C07D 409/14** (2006.01)  
**C07D 207/16** (2006.01)                      **C07D 417/12** (2006.01)  
**C07D 207/24** (2006.01)

(21) Application No: **2007267620**                      (22) Date of Filing: **2007.05.23**

(87) WIPO No: **WO07/140197**

(30) Priority Data

(31) Number	(32) Date	(33) Country
<b>60/803,040</b>	<b>2006.05.24</b>	<b>US</b>

(43) Publication Date: **2007.12.06**

(44) Accepted Journal Date: **2013.01.31**

(71) Applicant(s)  
**Allergan, Inc.**

(72) Inventor(s)  
**Dinh, Danny T.;Old, David W.**

(74) Agent / Attorney  
**Davies Collison Cave, Level 14 255 Elizabeth Street, Sydney, NSW, 2000**

(56) Related Art  
**WO 1995/019964**

(19) World Intellectual Property Organization  
International Bureau



(43) International Publication Date  
6 December 2007 (06.12.2007)

PCT

(10) International Publication Number  
**WO 2007/140197 A1**

(51) International Patent Classification:

*C07D 207/10* (2006.01)    *C07D 409/12* (2006.01)  
*C07D 207/12* (2006.01)    *C07D 409/14* (2006.01)  
*C07D 207/16* (2006.01)    *C07D 417/12* (2006.01)  
*C07D 207/24* (2006.01)    *A61K 31/4025* (2006.01)  
*C07D 405/12* (2006.01)    *A61P 27/06* (2006.01)  
*C07D 405/14* (2006.01)

(74) Agents: **JOHNSON, Brent** et al.; c/o Allergan, Inc., 2525 Dupont Drive, Irvine, CA 92612 (US).

(81) Designated States (unless otherwise indicated, for every kind of national protection available): AE, AG, AL, AM, AT, AU, AZ, BA, BB, BG, BH, BR, BW, BY, BZ, CA, CH, CN, CO, CR, CU, CZ, DE, DK, DM, DZ, EC, EE, EG, ES, FI, GB, GD, GE, GH, GM, GT, HN, HR, HU, ID, IL, IN, IS, JP, KE, KG, KM, KN, KP, KR, KZ, LA, LC, LK, LR, LS, LT, LU, LY, MA, MD, ME, MG, MK, MN, MW, MX, MY, MZ, NA, NG, NI, NO, NZ, OM, PG, PH, PL, PT, RO, RS, RU, SC, SD, SE, SG, SK, SL, SM, SV, SY, TJ, TM, TN, TR, TT, TZ, UA, UG, US, UZ, VC, VN, ZA, ZM, ZW.

(21) International Application Number:

PCT/US2007/069516

(22) International Filing Date: 23 May 2007 (23.05.2007)

(25) Filing Language: English

(26) Publication Language: English

(30) Priority Data:  
60/803,040                      24 May 2006 (24.05.2006)    US

(71) Applicant (for all designated States except US): **ALLERGAN, INC.** [US/US]; 2525 Dupont Drive, Irvine, CA 92612 (US).

(72) Inventors; and

(75) Inventors/Applicants (for US only): **OLD, David, W.** [US/US]; 13771 Typee Way, Irvine, CA 92620 (US).  
**DINH, Danny, T.** [US/US]; 11531 College Avenue, Garden Grove, CA 92840 (US).

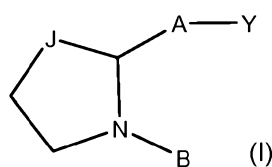
(84) Designated States (unless otherwise indicated, for every kind of regional protection available): ARIPO (BW, GH, GM, KE, LS, MW, MZ, NA, SD, SL, SZ, TZ, UG, ZM, ZW), Eurasian (AM, AZ, BY, KG, KZ, MD, RU, TJ, TM), European (AT, BE, BG, CH, CY, CZ, DE, DK, EE, ES, FI, FR, GB, GR, HU, IE, IS, IT, LT, LU, LV, MC, MT, NL, PL, PT, RO, SE, SI, SK, TR), OAPI (BF, BJ, CF, CG, CI, CM, GA, GN, GQ, GW, ML, MR, NE, SN, TD, TG).

**Published:**

- with international search report
- before the expiration of the time limit for amending the claims and to be republished in the event of receipt of amendments

For two-letter codes and other abbreviations, refer to the "Guidance Notes on Codes and Abbreviations" appearing at the beginning of each regular issue of the PCT Gazette.

(54) Title: THERAPEUTIC PYRROLIDINE COMPOUNDS



(57) Abstract: Disclosed herein is a compound having a structure (I), or a pharmaceutically acceptable salt thereof. Therapeutic methods, compositions, and medicaments related thereto are also disclosed.



WO 2007/140197 A1

**DESCRIPTION OF THE INVENTION**

5 Ocular hypotensive agents are useful in the treatment of a number of various ocular hypertensive conditions, such as post-surgical and post-laser trabeculectomy ocular hypertensive episodes, glaucoma, and as presurgical adjuncts.

Glaucoma is a disease of the eye characterized by increased intraocular pressure. On the basis of its etiology, glaucoma has been classified as primary or secondary. For example, primary glaucoma in adults (congenital  
10 glaucoma) may be either open-angle or acute or chronic angle-closure. Secondary glaucoma results from pre-existing ocular diseases such as uveitis, intraocular tumor or an enlarged cataract.

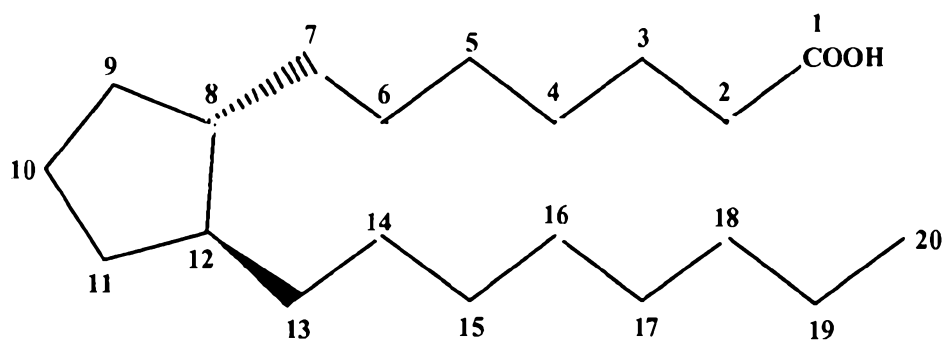
The underlying causes of primary glaucoma are not yet known. The increased intraocular tension is due to the obstruction of aqueous humor outflow. In chronic open-angle glaucoma, the anterior chamber and its anatomic structures appear normal, but drainage of the aqueous humor is impeded. In acute or chronic angle-closure glaucoma,  
15 the anterior chamber is shallow, the filtration angle is narrowed, and the iris may obstruct the trabecular meshwork at the entrance of the canal of Schlemm. Dilation of the pupil may push the root of the iris forward against the angle, and may produce pupillary block and thus precipitate an acute attack. Eyes with narrow anterior chamber angles are predisposed to acute angle-closure glaucoma attacks of various degrees of severity.

Secondary glaucoma is caused by any interference with the flow of aqueous humor from the posterior  
20 chamber into the anterior chamber and subsequently, into the canal of Schlemm. Inflammatory disease of the anterior segment may prevent aqueous escape by causing complete posterior synechia in iris bombe, and may plug the drainage channel with exudates. Other common causes are intraocular tumors, enlarged cataracts, central retinal vein occlusion, trauma to the eye, operative procedures and intraocular hemorrhage.

Considering all types together, glaucoma occurs in about 2% of all persons over the age of 40 and may be  
25 asymptotic for years before progressing to rapid loss of vision. In cases where surgery is not indicated, topical  $\beta$ -adrenoreceptor antagonists have traditionally been the drugs of choice for treating glaucoma.

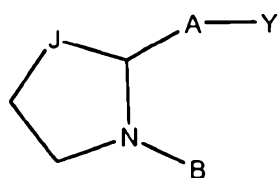
Certain eicosanoids and their derivatives are currently commercially available for use in glaucoma management. Eicosanoids and derivatives include numerous biologically important compounds such as prostaglandins and their derivatives. Prostaglandins can be described as derivatives of prostanoic acid which have the following  
30 structural formula:

2007267620 20 Dec 2012



- Various types of prostaglandins are known, depending on the structure and substituents carried on the alicyclic ring of the prostanoic acid skeleton. Further classification is based on the number of unsaturated bonds in the side chain indicated by numerical subscripts after the generic type of prostaglandin [e.g. prostaglandin E<sub>1</sub> (PGE<sub>1</sub>), prostaglandin E<sub>2</sub> (PGE<sub>2</sub>)], and on the configuration of the substituents on the alicyclic ring indicated by  $\alpha$  or  $\beta$  [e.g. prostaglandin F<sub>2 $\alpha$</sub>  (PGF<sub>2 $\beta$</sub> )].

In a first aspect the present invention provides a compound having a structure



- or a pharmaceutically acceptable salt thereof, or a prodrug thereof;  
 wherein Y is an organic acid functional group, or an amide or ester thereof comprising up to 14 carbon atoms; or Y is hydroxymethyl or an ether thereof comprising up to 14 carbon atoms; or Y is a tetrazolyl functional group;  
 A is  $-(CH_2)_6-$ , *cis*- $-CH_2CH=CH-(CH_2)_3-$ , or  $-CH_2C\equiv C-(CH_2)_3-$ , wherein 1 or 2 carbon atoms may be replaced by S or O; or A is  $-(CH_2)_m-Ar-(CH_2)_o-$  wherein Ar is interarylene or heterointerarylene, the sum of m and o is 1, 2, 3, or 4, and wherein one CH<sub>2</sub> may be replaced by S or O;  
 J is C=O, CHOH, CHF, CHCl, CHBr, or CHCN; and  
 B is substituted aryl or substituted heteroaryl.

- In a second aspect the present invention provides use of a compound as defined in the first aspect in the manufacture of a medicament for the treatment of glaucoma or ocular hypertension in a mammal.

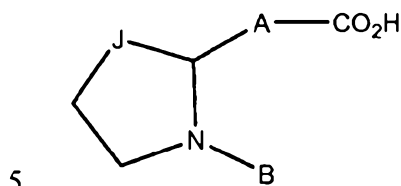
In a third aspect the present invention provides a method comprising administering a compound as defined in the first aspect to a mammal for the treatment of glaucoma or ocular hypertension.

- In a fourth aspect the present invention provides a kit comprising a composition comprising a compound as defined in the first aspect, a container, and instructions for administration of said composition to a mammal for the treatment of glaucoma or ocular hypertension.

2007267620 20 Dec 2012

In a fifth aspect the present invention provides a composition comprising a compound as defined in the first aspect, wherein said composition is a liquid which is ophthalmically acceptable.

Also disclosed herein is a carboxylic acid or a bioisostere thereof, said carboxylic acid having a structure



or a pharmaceutically acceptable salt thereof, or a prodrug thereof,;

wherein A is  $-(\text{CH}_2)_6-$ , *cis*  $-\text{CH}_2\text{CH}=\text{CH}-(\text{CH}_2)_3-$ , or  $-\text{CH}_2\text{C}\equiv\text{C}-(\text{CH}_2)_3-$ , wherein 1 or 2 carbon atoms may be replaced by S or O; or A is  $-(\text{CH}_2)_m-\text{Ar}-(\text{CH}_2)_o-$  wherein Ar is interarylene or heterointerarylene, the sum of m and o is 1, 2, 3, or 4, and wherein one CH<sub>2</sub> may be replaced by S or O;

10 J is C=O, CHOH, CHF, CHCl, CHBr, or CHCN; and

B is substituted aryl or substituted heteroaryl.

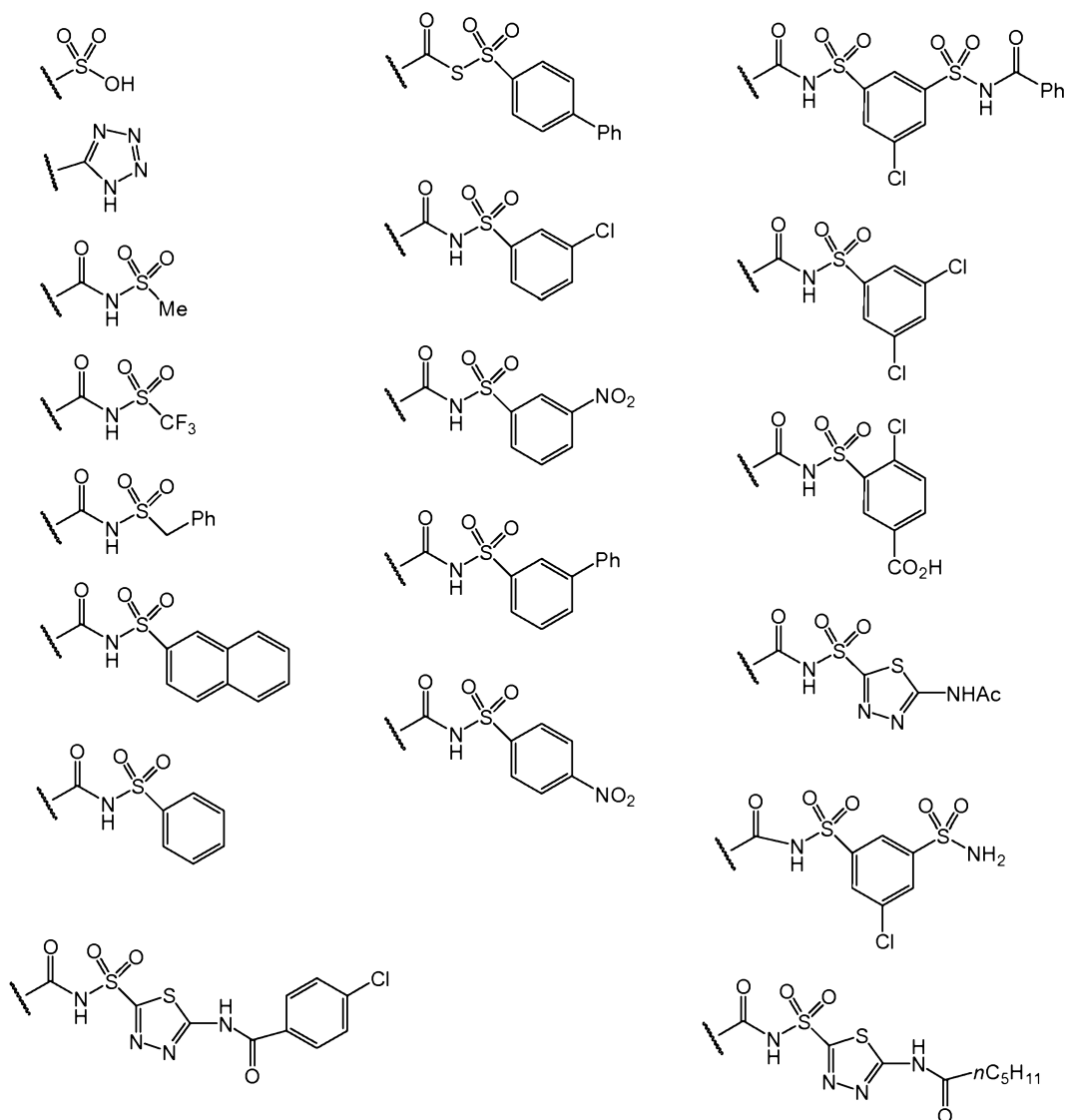
"Bioisosteres are substituents or groups that have chemical or physical similarities, and which produce broadly similar biological properties." Silverman, Richard B., The Organic Chemistry of Drug Design and Drug Action, 2<sup>nd</sup> Edition, Amsterdam: Elsevier Academic Press, 2004, p. 29.

5 While not intending to be limiting, organic acid functional groups are bioisosteres of carboxylic acids. An organic acid functional group is an acidic functional group on an organic molecule. While not intending to be limiting, organic acid functional groups may comprise an oxide of carbon, sulfur, or phosphorous. Thus, while not intending to limit the scope of the invention in any way, in certain compounds Y is a carboxylic acid, sulfonic acid, or phosphonic acid functional group.

10 Additionally, an amide or ester of one of the organic acids shown above comprising up to 14 carbon atoms is also contemplated. In an ester, a hydrocarbonyl moiety replaces a hydrogen atom of an acid such as in a carboxylic acid ester, e.g. CO<sub>2</sub>Me, CO<sub>2</sub>Et, etc.

In an amide, an amine group replaces an OH of the acid. Examples of amides include CON(R<sup>2</sup>)<sub>2</sub>, CON(OR<sup>2</sup>)R<sup>2</sup>, CON(CH<sub>2</sub>CH<sub>2</sub>OH)<sub>2</sub>, and CONH(CH<sub>2</sub>CH<sub>2</sub>OH) where R<sup>2</sup> is independently H, C<sub>1</sub>-C<sub>6</sub> alkyl, phenyl, or  
15 biphenyl. Moieties such as CONHSO<sub>2</sub>R<sup>2</sup> are also amides of the carboxylic acid notwithstanding the fact that they may also be considered to be amides of the sulfonic acid R<sup>2</sup>-SO<sub>3</sub>H. The following amides are also specifically contemplated, CONSO<sub>2</sub>-biphenyl, CONSO<sub>2</sub>-phenyl, CONSO<sub>2</sub>-heteroaryl, and CONSO<sub>2</sub>-naphthyl. The biphenyl, phenyl, heteroaryl, or naphthyl may be substituted or unsubstituted.

Han *et. al.* (Biorganic & Medicinal Chemistry Letters 15 (2005) 3487-3490) has recently shown that the  
20 groups shown below are suitable bioisosteres for a carboxylic acid. The activity of compounds with these groups in inhibiting HCV NS3 protease was comparable to or superior to similar compounds where the group is replaced by CO<sub>2</sub>H. Thus, Y could be any group depicted below.

Carboxylic acid bioisosteres according to Han *et. al.*

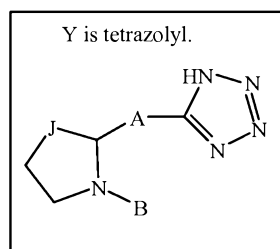
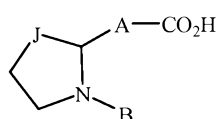
While not intending to limit the scope of the invention in any way, Y may also be hydroxymethyl or an ether thereof comprising up to 14 carbon atoms. An ether is a functional group wherein a hydrogen of an hydroxyl is  
 5 replaced by carbon, e.g., Y is  $\text{CH}_2\text{OCH}_3$ ,  $\text{CH}_2\text{OCH}_2\text{CH}_3$ , etc. These groups are also bioisosteres of a carboxylic acid.

"Up to 14 carbon atoms" means that the entire Y moiety, including the carbonyl carbon of a carboxylic acid ester or amide, and both carbon atoms in the  $-\text{CH}_2\text{O}-\text{C}$  of an ether has 0, 1, 2, 3, 4, 5, 6, 7, 8, 9, 10, 11, 12, 13, or 14 carbon atoms.

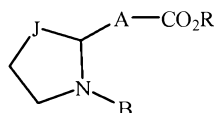
Finally, while not intending to limit the scope of the invention in any way, Y may be a tetrazolyl functional  
 10 group.

While not intending to be limiting, examples of compounds having the identified Y are depicted below. In these examples R is H or hydrocarbyl, subject to the constraints defined herein. Each structure below represents a specific embodiment which is individually contemplated, as well as pharmaceutically acceptable salts and prodrugs of

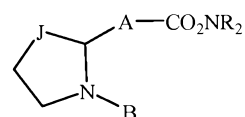
compounds which are represented by the structures. However, other examples are possible which may not fall within the scope of the structures shown below.

**Organic Acids**

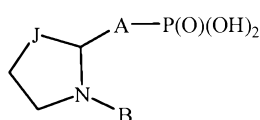
Carboxylic Acid

**Esters**

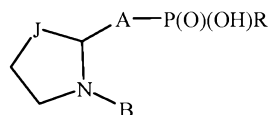
Carboxylic Acid Ester

**Amides**

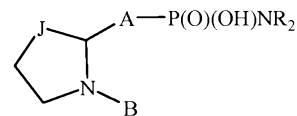
Carboxylic Acid Amide



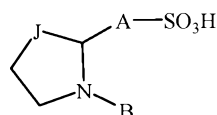
Phosponic Acid



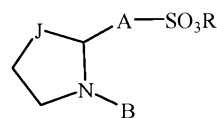
Phosphonic Acid Ester



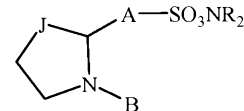
Phosphonic Acid Amide



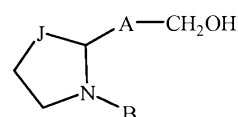
Sulfonic Acid



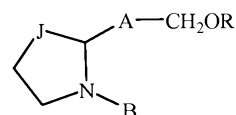
Sulfonic Acid Ester



Sulfonic Acid Amide

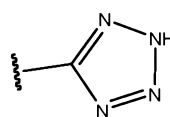
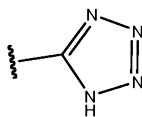


Y is hydroxymethyl



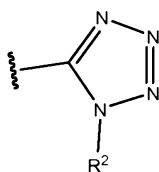
Ether

- 5 A tetrazolyl functional group is another bioisostere of a carboxylic acid. An unsubstituted tetrazolyl functional group has two tautomeric forms, which can rapidly interconvert in aqueous or biological media, and are thus equivalent to one another. These tautomers are shown below.

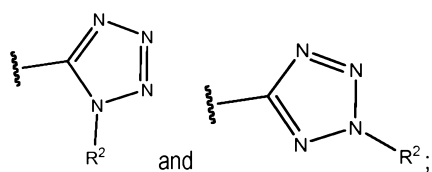


- 10 Additionally, if R<sup>2</sup> is C<sub>1</sub>-C<sub>6</sub> alkyl, phenyl, or biphenyl, other isomeric forms of the tetrazolyl functional group such as the one shown below are also possible, unsubstituted and hydrocarbyl substituted tetrazolyl up to C<sub>12</sub> are considered to be within the scope of the term "tetrazolyl."





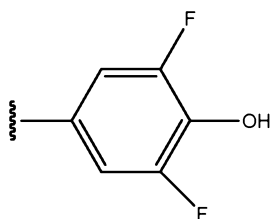
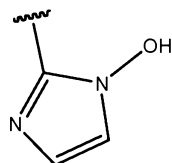
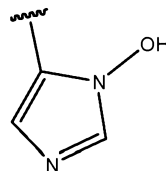
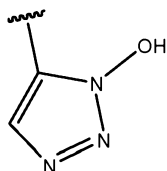
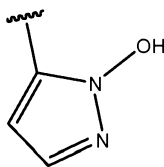
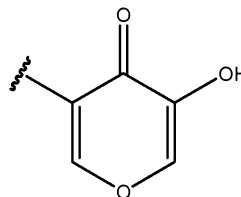
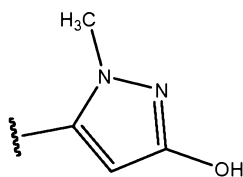
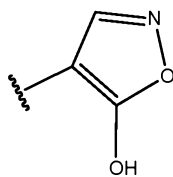
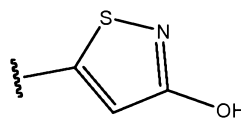
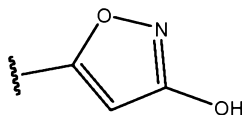
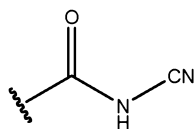
While not intending to limit the scope of the invention in any way, in one embodiment, Y is CO<sub>2</sub>R<sup>2</sup>, CON(R<sup>2</sup>)<sub>2</sub>, CON(OR<sup>2</sup>)R<sup>2</sup>, CON(CH<sub>2</sub>CH<sub>2</sub>OH)<sub>2</sub>, CONH(CH<sub>2</sub>CH<sub>2</sub>OH), CH<sub>2</sub>OH, P(O)(OH)<sub>2</sub>, CONHSO<sub>2</sub>R<sup>2</sup>, SO<sub>2</sub>N(R<sup>2</sup>)<sub>2</sub>, SO<sub>2</sub>NHR<sup>2</sup>,



wherein R<sup>2</sup> is independently H, C<sub>1</sub>-C<sub>6</sub> alkyl, unsubstituted phenyl, or unsubstituted biphenyl.

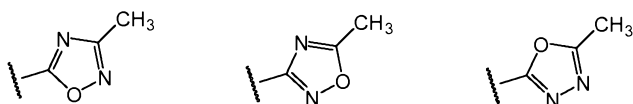
According to Silverman (p. 30), the moieties shown below are also bioisosteres of a carboxylic acid.

Carboxylic acid bioisosteres according to Silverman




Orlek et al. (*J. Med. Chem.* **1991**, 34, 2726-2735) described oxadiazoles as suitable bioisosteres for a carboxylic acid. These ester replacements were shown to be potent muscarinic agonists having improved metabolic stability. Oxadiazoles were also described by Anderson et al. (*Eur. J. Med. Chem.* 1996, 31, 417-425) as carboxamide replacements having improved in vivo efficacy at the benzodiazepine receptor.

5 Carboxylic acid bioisosteres according to Orlek et. al.



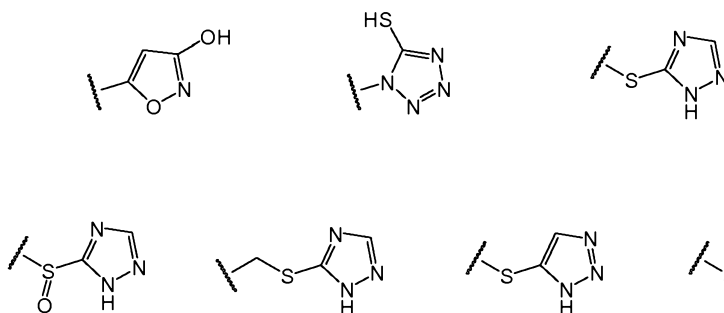
Kohara et al. (*J. Med. Chem.* **1996**, 39, 5228-5235) described acidic heterocycles as suitable bioisosteres for a tetrazole. These carboxylic acid replacements were shown to be potent angiotensin II receptor antagonists having improved metabolic stability.

10 Tetrazole bioisosteres according to Kohara et. al.



Drysdale et al. (*J. Med. Chem.* **1992**, 35, 2573-2581) have described carboxylic acid mimics of non-peptide CCK-B receptor antagonists. The binding affinities of many of the bioisosteres are similar to the parent carboxylic acid.

15 Carboxylic acid bioisosteres according to Drysdale et. al.

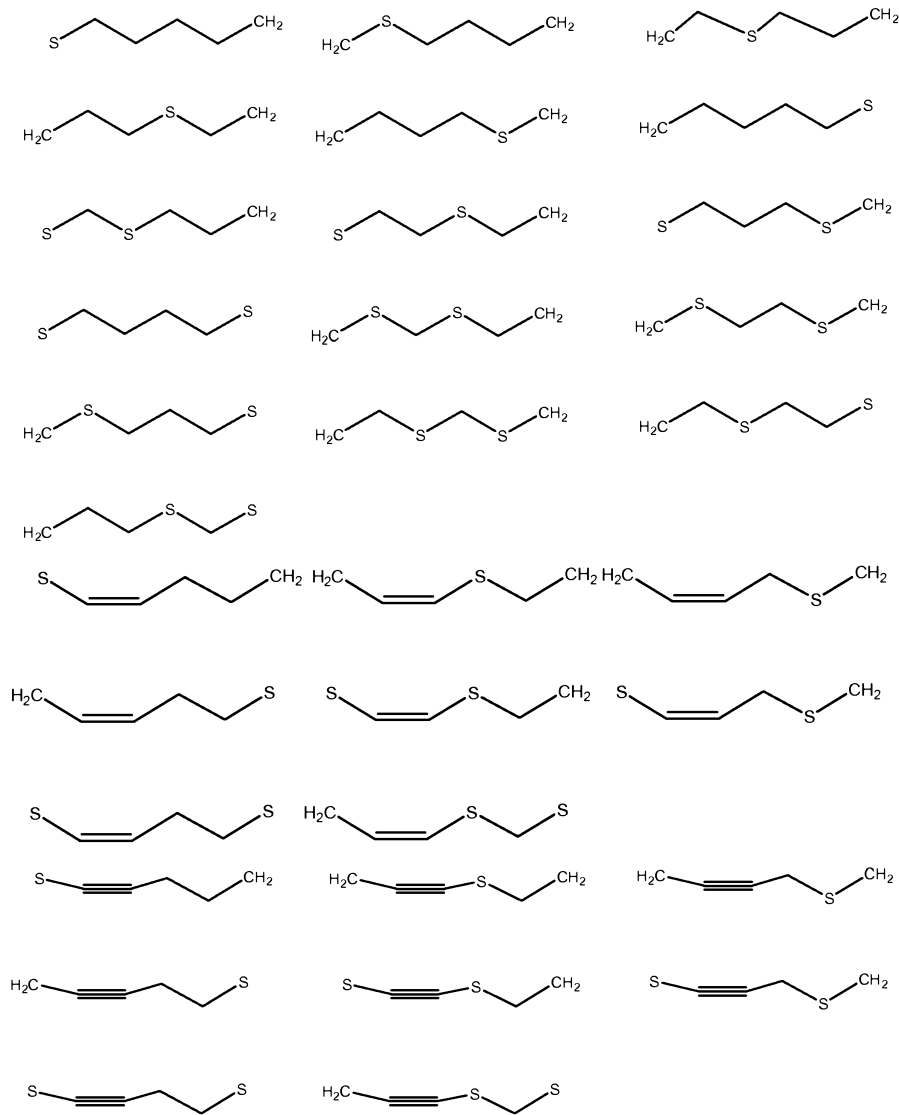


20 In relation to the identity of A disclosed in the chemical structures presented herein, A is  $-(CH_2)_6-$ , *cis*  $-CH_2CH=CH-(CH_2)_3-$ , or  $-CH_2C\equiv C-(CH_2)_3-$ , wherein 1 or 2 carbon atoms may be replaced with S or O; or A is  $-(CH_2)_m-$  Ar- $(CH_2)_o-$  wherein Ar is interarylene or heterointerarylene, the sum of m and o is 1, 2, 3, or 4, and wherein one  $CH_2$  may be replaced with S or O.

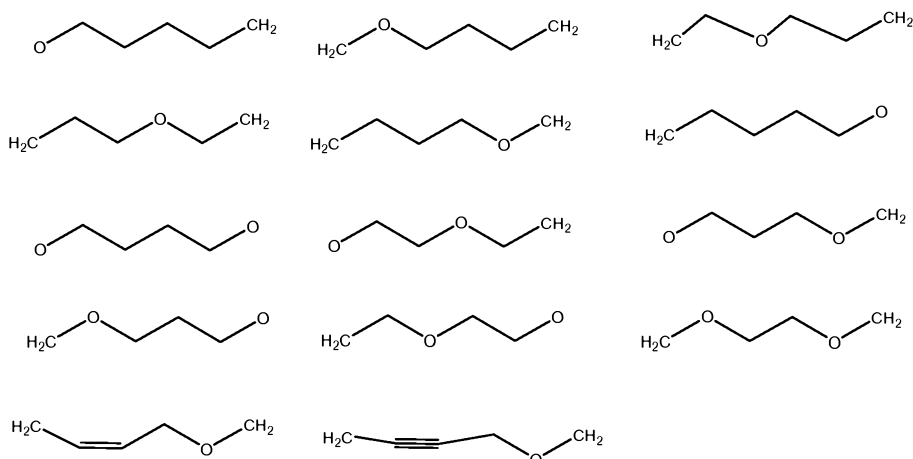
While not intending to be limiting, A may be  $-(CH_2)_6-$ , *cis*  $-CH_2CH=CH-(CH_2)_3-$ , or  $-CH_2C\equiv C-(CH_2)_3-$ .

Alternatively, A may be a group which is related to one of these three moieties in that any carbon is replaced with S and/or O. For example, while not intending to limit the scope of the invention in any way, A may be a moiety where S replaces one or two carbon atoms such as one of the following or the like.

25

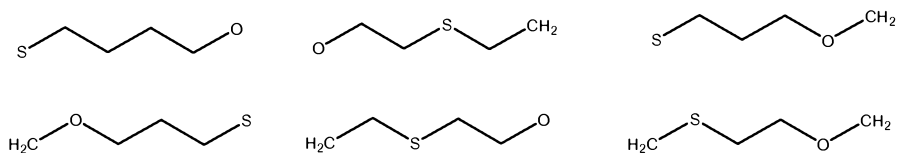


- 5 Alternatively, while not intending to limit the scope of the invention in any way, A may be a moiety where O replaces one or two carbon atoms such as one of the following or the like.



Alternatively, while not intending to limit the scope of the invention in any way, A may have an O replacing one carbon atom and an S replacing another carbon atom, such as one of the following or the like.

5



Alternatively, while not intending to limit the scope of the invention in any way, in certain embodiments A is  $-(CH_2)_m-Ar-(CH_2)_o-$  wherein Ar is interarylene or heterointerarylene, the sum of m and o is 1, 2, 3, or 4, and wherein one CH<sub>2</sub> may be replaced with S or O. In other words, while not intending to limit the scope of the invention in any way,

10

in one embodiment A comprises 1, 2, 3, or 4 CH<sub>2</sub> moieties and Ar, e.g.  $-CH_2-Ar-$ ,  $-(CH_2)_2-Ar-$ ,  $-CH_2-Ar-CH_2-$ ,  $-CH_2Ar-(CH_2)_2-$ ,  $-(CH_2)_2-Ar-(CH_2)_2-$ , and the like;

15

in another embodiment A comprises: O; 0, 1, 2, or 3 CH<sub>2</sub> moieties; and Ar, e.g.,  $-O-Ar-$ ,  $Ar-CH_2-O-$ ,  $-O-Ar-(CH_2)_2-$ ,  $-O-CH_2-Ar-$ ,  $-O-CH_2-Ar-(CH_2)_2$ , and the like; or

in another embodiment A comprises: S; 0, 1, 2, or 3 CH<sub>2</sub> moieties; and Ar, e.g.,  $-S-Ar-$ ,  $Ar-CH_2-S-$ ,  $-S-Ar-(CH_2)_2-$ ,  $-S-CH_2-Ar-$ ,  $-S-CH_2-Ar-(CH_2)_2$ ,  $-(CH_2)_2-S-Ar$ , and the like.

In another embodiment, the sum of m and o is 2, 3, or 4 wherein one CH<sub>2</sub> may be replaced with S or O.

In another embodiment, the sum of m and o is 3 wherein one CH<sub>2</sub> may be replaced with S or O.

20

In another embodiment, the sum of m and o is 2 wherein one CH<sub>2</sub> may be replaced with S or O.

In another embodiment, the sum of m and o is 4 wherein one CH<sub>2</sub> may be replaced with S or O.

Interarylene or heterointerarylene refers to an aryl ring or ring system or a heteroaryl ring or ring system which connects two other parts of a molecule, i.e. the two parts are bonded to the ring in two distinct ring positions. Interarylene or heterointerarylene may be substituted or unsubstituted. Unsubstituted interarylene or heterointerarylene has no substituents other than the two parts of the molecule it connects. Substituted interarylene or heterointerarylene has substituents in addition to the two parts of the molecule it connects.

25

In one embodiment, Ar is substituted or unsubstituted interphenylene, interthienylene, interfurylene, interpyridinylene, interoxazolylene, and interthiazolylene. In another embodiment Ar is interphenylene (Ph). In another embodiment A is  $-(CH_2)_2-Ph-$ . While not intending to limit scope of the invention in any way, substituents may have 4 or less heavy atoms, wherein the heavy atoms are C, N, O, S, P, F, Cl, Br, and/or I in any stable combination. Any number of hydrogen atoms required for a particular substituent will also be included. A substituent must be stable enough for the compound to be useful as described herein. In addition to the atoms listed above, a substituent may also have a metal cation or any other stable cation having an atom not listed above if the substituent is acidic and the salt form is stable. For example,  $-OH$  may form an  $-O^-Na^+$  salt or  $CO_2H$  may form a  $CO_2^-K^+$  salt. Any cation of the salt is not counted in the "4 or less heavy atoms." Thus, the substituent may be

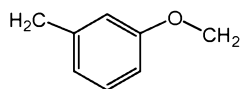
10 hydrocarbyl having up to 4 carbon atoms, including alkyl up to  $C_4$ , alkenyl, alkynyl, and the like;  
hydrocarbyloxy up to  $C_3$ ;  
organic acid such as  $CO_2H$ ,  $SO_3H$ ,  $P(O)(OH)_2$ , and the like, and salts thereof;  
 $CF_3$ ;  
halo, such as F, Cl, or Br;

15 hydroxyl;  
 $NH_2$  and alkylamine functional groups up to  $C_3$ ;  
 other N or S containing substituents such as CN,  $NO_2$ , and the like;  
 and the like.

In one embodiment A is  $-(CH_2)_m-Ar-(CH_2)_o-$  wherein Ar is interphenylene, the sum of m and o is 1, 2, or 3, and wherein one  $CH_2$  may be replaced with S or O.

In another embodiment A is  $-CH_2-Ar-OCH_2-$ . In another embodiment A is  $-CH_2-Ar-OCH_2-$  and Ar is interphenylene. In another embodiment, Ar is attached at the 1 and 3 positions, otherwise known as *m*-interphenylene, such as when A has the structure shown below.

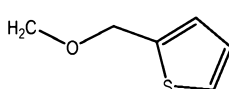
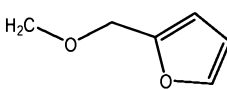
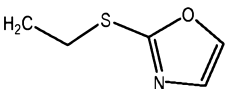
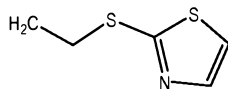
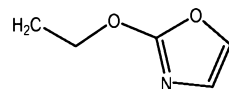
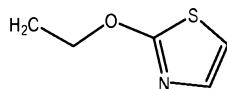
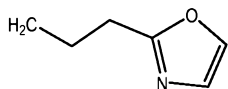
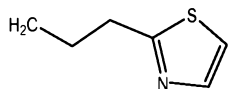
25

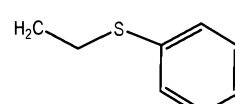
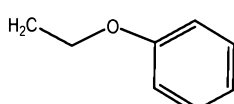
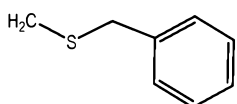
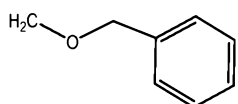


In another embodiment A is  $-(CH_2)_6-$ , *cis*  $-CH_2CH=CH-(CH_2)_3-$ , or  $-CH_2C\equiv C-(CH_2)_3-$ , wherein 1 or 2 carbon atoms may be replaced with S or O; or A is  $-(CH_2)_2-Ph-$  wherein one  $CH_2$  may be replaced with S or O.

In another embodiment A is  $-(CH_2)_6-$ , *cis*  $-CH_2CH=CH-(CH_2)_3-$ , or  $-CH_2C\equiv C-(CH_2)_3-$ , wherein 1 or 2 carbon atoms may be replaced with S or O; or A is  $-(CH_2)_2-Ph-$ .

In other embodiments, A has one of the following structures, where Y is attached to the aromatic or heteroaromatic ring.





In another embodiment A is  $-\text{CH}_2\text{OCH}_2\text{Ar}$ .

In another embodiment A is  $-\text{CH}_2\text{SCH}_2\text{Ar}$ .

In another embodiment A is  $-(\text{CH}_2)_3\text{Ar}$ .

5 In another embodiment A is  $-\text{CH}_2\text{O}(\text{CH}_2)_4$ .

In another embodiment A is  $-\text{CH}_2\text{S}(\text{CH}_2)_4$ .

In another embodiment A is  $-(\text{CH}_2)_6-$ .

In another embodiment A is *cis*  $-\text{CH}_2\text{CH}=\text{CH}-(\text{CH}_2)_3-$ .

In another embodiment A is  $-\text{CH}_2\text{C}\equiv\text{C}-(\text{CH}_2)_3-$ .

10 In another embodiment A is  $-\text{S}(\text{CH}_2)_3\text{S}(\text{CH}_2)_2-$ .

In another embodiment A is  $-(\text{CH}_2)_4\text{OCH}_2-$ .

In another embodiment A is *cis*  $-\text{CH}_2\text{CH}=\text{CH}-\text{CH}_2\text{OCH}_2-$ .

In another embodiment A is  $-\text{CH}_2\text{CH}\equiv\text{CH}-\text{CH}_2\text{OCH}_2-$ .

In another embodiment A is  $-(\text{CH}_2)_2\text{S}(\text{CH}_2)_3-$ .

15 In another embodiment A is  $-\text{CH}_2-\text{Ph}-\text{OCH}_2-$ , wherein Ph is interphenylene.

In another embodiment A is  $-\text{CH}_2-m\text{Ph}-\text{OCH}_2-$ , wherein mPh is *m*-interphenylene.

In another embodiment A is  $-\text{CH}_2-\text{O}-(\text{CH}_2)_4-$ .

In another embodiment A is  $-\text{CH}_2-\text{O}-\text{CH}_2-\text{Ar}$ , wherein Ar is 2,5-interthienylene.

In another embodiment A is  $-\text{CH}_2-\text{O}-\text{CH}_2-\text{Ar}$ , wherein Ar is 2,5-interfurylene.

20 In another embodiment A is (3-methylphenoxy)methyl.

In another embodiment A is (4-but-2-ynyloxy)methyl.

In another embodiment A is 2-(2-ethylthio)thiazol-4-yl.

In another embodiment A is 2-(3-propyl)thiazol-5-yl.

In another embodiment A is 3-methoxymethyl)phenyl.

25 In another embodiment A is 3-(3-propylphenyl).

In another embodiment A is 3-methylphenethyl.

In another embodiment A is 4-(2-ethyl)phenyl.

In another embodiment A is 4-phenethyl.

In another embodiment A is 4-methoxybutyl.

30 In another embodiment A is 5-(methoxymethyl)furan-2-yl.

In another embodiment A is 5-(methoxymethyl)thiophen-2-yl.

In another embodiment A is 5-(3-propyl)furan-2-yl.

In another embodiment A is 5-(3-propyl)thiophen-2-yl.

In another embodiment A is 6-hexyl.

35 In another embodiment A is (Z)-6-hex-4-enyl.

In another embodiment, A is  $-(CH_2)_m-Ar-(CH_2)_o-$  wherein Ar is interarylene or heterointerarylene, the sum of m and o is 1, 2, 3, or 4, and wherein one CH<sub>2</sub> may be replaced by S or O.

In another embodiment, A is  $-(CH_2)_3Ar-$ ,  $-O(CH_2)_2Ar-$ ,  $-CH_2OCH_2Ar-$ ,  $-(CH_2)_2OAr$ ,  $-O(CH_2)_2Ar-$ ,  $-CH_2OCH_2Ar-$ , or  $-(CH_2)_2OAr$ , wherein Ar is monocyclic interheteroarylene.

5 In another embodiment, Ar is interthienylene.

In another embodiment, Ar is interthiazolylene.

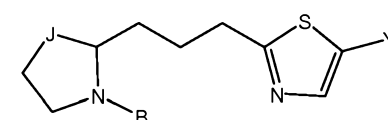
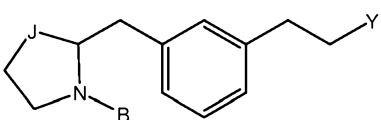
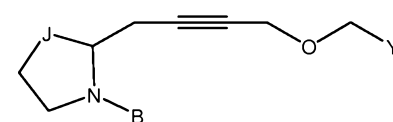
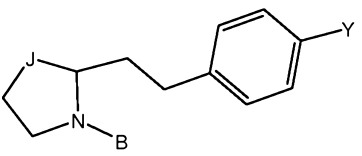
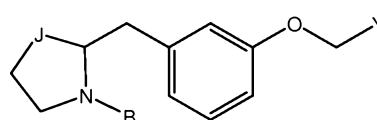
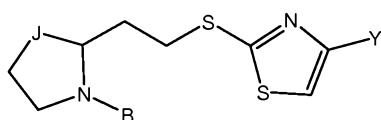
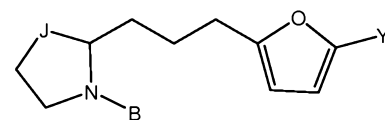
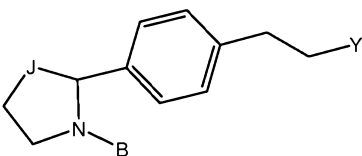
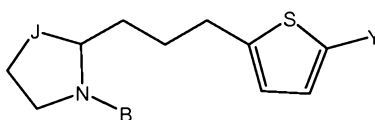
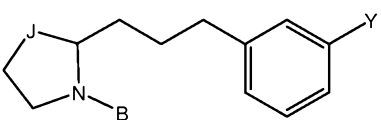
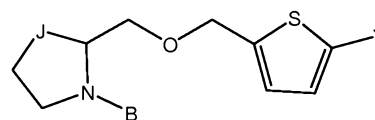
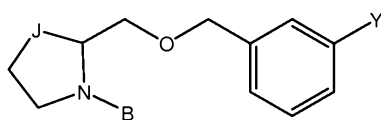
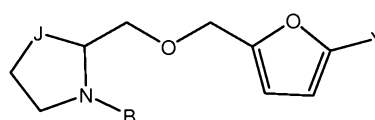
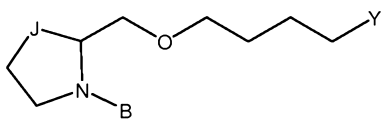
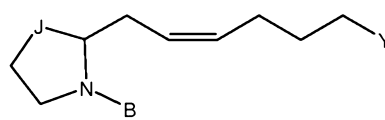
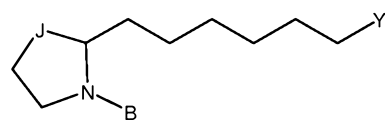
In another embodiment, Ar is interoxazolylene.

In another embodiment, A is 6-hexyl.

In another embodiment, A is (Z)-6-hex-4-enyl.

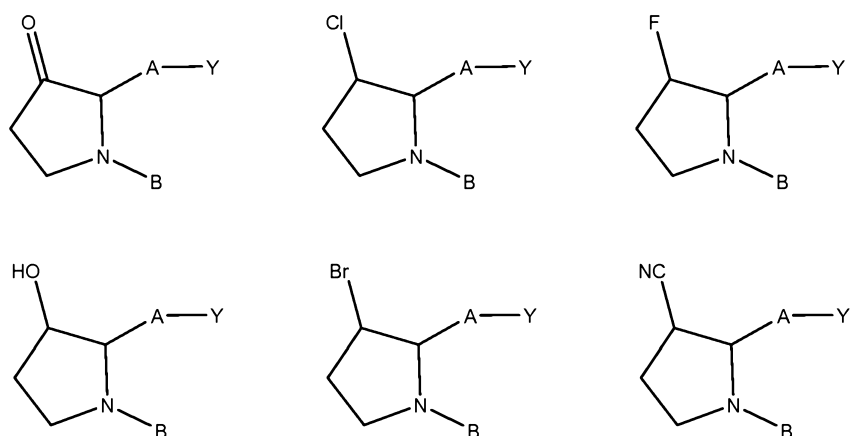
10

Compounds according to the each of the structures depicted below, and pharmaceutically acceptable salts thereof, and prodrugs thereof, are contemplated as individual embodiments. In other words, each structure represents a different embodiment.



J is C=O, CHOH, CHF, CHCl, CHBr, or CHCN. Thus, each structure depicted below represents a compound embodiment which is individually contemplated. Pharmaceutically acceptable salts and prodrugs of  
5 compounds according to the structures below are also contemplated.





Aryl is an aromatic ring or ring system such as phenyl, naphthyl, biphenyl, and the like.

- 5 Heteroaryl is aryl having one or more N, O, or S atoms in the ring, i.e. one or more ring carbons are substituted by N, O, and/or S. While not intending to be limiting, examples of heteroaryl include thienyl, pyridinyl, furyl, benzothienyl, benzofuryl, imidazolyl, indolyl, and the like.

- A substituent of aryl or heteroaryl may have up to 20 non-hydrogen atoms each in any stable combination and as many hydrogen atoms as necessary, wherein the non-hydrogen atoms are C, N, O, S, P, F, Cl, Br, and/or I in any stable combination. However, the total number of non-hydrogen atoms on all of the substituents combined must also be 20 or less. A substituent must be sufficiently stable for the compound to be useful as described herein. In addition to the atoms listed above, a substituent may also have a metal cation or other stable cation having an atom not listed above if the substituent is acidic and the salt form is stable. For example, -OH may form an  $-O^-Na^+$  salt or  $CO_2H$  may form a  $CO_2^-K^+$  salt. Thus, while not intending to limit the scope of the invention in any way, a substituent may be:

- 15 hydrocarbyl, i.e. a moiety consisting of only carbon and hydrogen such as alkyl, alkenyl, alkynyl, and the like, including linear, branched or cyclic hydrocarbyl, and combinations thereof;
- hydrocarbyloxy, meaning O-hydrocarbyl such as  $OCH_3$ ,  $OCH_2CH_3$ , O-cyclohexyl, etc, up to 19 carbon atoms;
- 20 other ether substituents such as  $CH_2OCH_3$ ,  $(CH_2)_2OCH(CH_3)_2$ , and the like;
- thioether substituents including S-hydrocarbyl and other thioether substituents;
- hydroxyhydrocarbyl, meaning hydrocarbyl-OH such as  $CH_2OH$ ,  $C(CH_3)_2OH$ , etc, up to 19 carbon atoms;
- nitrogen substituents such as  $NO_2$ , CN, and the like, including
- amino, such as  $NH_2$ ,  $NH(CH_2CH_2OH)$ ,  $NHCH_3$ , and the like up to 19 carbon atoms;
- carbonyl substituents, such as  $CO_2H$ , ester, amide, and the like;
- 25 halogen, such as chloro, fluoro, bromo, and the like
- fluorocarbyl, such as  $CF_3$ ,  $CF_2CF_3$ , etc.;
- phosphorous substituents, such as  $PO_3^{2-}$ , and the like;
- sulfur substituents, including S-hydrocarbyl, SH,  $SO_3H$ ,  $SO_2$ -hydrocarbyl,  $SO_3$ -hydrocarbyl, and the like.

- 30 Substituted aryl or heteroaryl may have as many substituents as the ring or ring system will bear, and the substituents may be the same or different. Thus, for example, an aryl ring or a heteroaryl ring may be substituted

with chloro and methyl; methyl, OH, and F; CN, NO<sub>2</sub>, and ethyl; and the like including any conceivable substituent or combination of substituent possible in light of this disclosure.

Substituted aryl or substituted heteroaryl also includes a bicyclic or polycyclic ring system wherein one or more rings are aromatic and one or more rings are not. For example, indanonyl, indanyl, indanoly, tetralonyl, and the like are substituted aryl. For this type of polycyclic ring system, an aromatic or heteroaromatic ring, not a non-aromatic ring, must be attached to the remainder of the molecule. In other words, in any structure depicting –B herein, where – is a bond, the bond is a direct bond to an aromatic ring.

In one embodiment, B is substituted aryl or heteroaryl.

In another embodiment B is substituted phenyl.

10 In another embodiment B has no halogen atoms.

In another embodiment B is 4-(1-hydroxy-2,2-dimethylpropyl)phenyl.

In another embodiment B is 4-(1-hydroxy-2-methylpropan-2-yl)phenyl.

In another embodiment B is 4-(1-hydroxy-2-methylpropyl)phenyl.

In another embodiment B is 4-(1-hydroxybutyl)phenyl.

15 In another embodiment B is 4-(1-hydroxyheptyl)phenyl.

In another embodiment B is 4-(1-hydroxyhexyl)phenyl.

In another embodiment B is 4-(1-hydroxypentyl)phenyl.

In another embodiment B is 4-(1-hydroxypropyl)phenyl.

In another embodiment B is 4-(3-hydroxy-2-methylheptan-2-yl)phenyl.

20 In another embodiment B is 4-(3-hydroxy-2-methyloctan-2-yl)phenyl.

In another embodiment B is 1-hydroxy-2,3-dihydro-1H-inden-5-yl.

In another embodiment B is 2,3-dihydro-1H-inden-5-yl.

In another embodiment B is 3-(hydroxy(1-propylcyclobutyl)methyl)phenyl.

In another embodiment B is 4-(1-hydroxy-5,5-dimethylhexyl)phenyl.

25 In another embodiment B is 4-(hydroxy(1-propylcyclobutyl)methyl)phenyl.

In another embodiment B is 4-tert-butylphenyl.

In another embodiment B is 4-hexylphenyl.

In another embodiment B is 4-(1-hydroxy-2-phenylethyl)phenyl.

In another embodiment B is 4-(1-hydroxy-3-phenylpropyl)phenyl.

30 In another embodiment B is 4-(1-hydroxycyclobutyl)phenyl.

In another embodiment B is 4-(2-cyclohexyl-1-hydroxyethyl)phenyl.

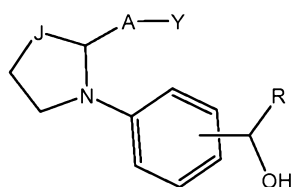
In another embodiment B is 4-(3-cyclohexyl-1-hydroxypropyl)phenyl.

In another embodiment B is 4-(cyclohexyl(hydroxy)methyl)phenyl.

In another embodiment B is 4-(cyclohexylmethyl)phenyl.

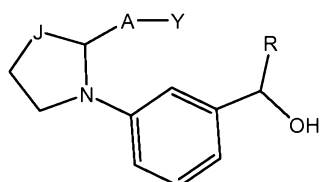
35 In another embodiment B is 4-(hydroxy(phenyl)methyl)phenyl.

Another embodiment is a compound according to the structure



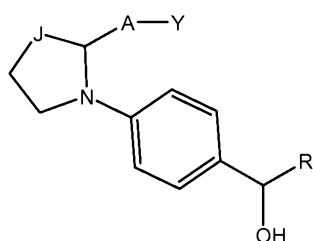
or a pharmaceutical salt thereof, or a prodrug thereof,  
wherein R is hydrogen or C<sub>1-10</sub> hydrocarbyl.

Another embodiment is a compound according to the structure



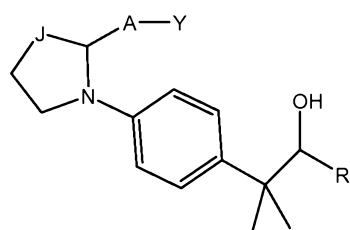
or a pharmaceutical salt thereof, or a prodrug thereof,  
wherein R is hydrogen or C<sub>1-10</sub> hydrocarbyl.

Another embodiment is a compound according to the structure



or a pharmaceutical salt thereof, or a prodrug thereof,  
wherein R is hydrogen or C<sub>1-10</sub> hydrocarbyl.

Another embodiment is a compound according to the structure



"C<sub>1-10</sub>" hydrocarbyl is hydrocarbyl having 1, 2, 3, 4, 5, 6, 7, 8, 9, or 10 carbon atoms.

Hydrocarbyl is a moiety consisting of only carbon and hydrogen, and includes, but is not limited to alkyl, alkenyl, alkynyl, and the like, and in some cases aryl, and combinations thereof.

5 Alkyl is hydrocarbyl having no double or triple bonds including:

linear alkyl such as methyl, ethyl, propyl, n-butyl, n-pentyl, n-hexyl, and the like;

branched alkyl such as isopropyl, branched butyl isomers (i.e. sec-butyl, tert-butyl, etc), branched pentyl isomers (i.e. isopentyl, etc), branched hexyl isomers, and higher branched alkyl fragments;

cycloalkyl such as cyclopropyl, cyclobutyl, cyclopentyl, cyclohexyl, cycloheptyl, etc.; and alkyl fragments consisting of both cyclic and noncyclic components, whether linear or branched, which may be attached to the remainder of the molecule at any available position including terminal, internal, or ring carbon atoms.

Alkenyl is hydrocarbyl having one or more double bonds including

- 5 linear alkenyl, branched alkenyl, cyclic alkenyl, and combinations thereof in analogy to alkyl.

Alkynyl is hydrocarbyl having one or more triple bonds including linear alkynyl, branched alkynyl, cyclic alkynyl and combinations thereof in analogy to alkyl.

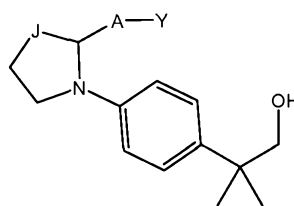
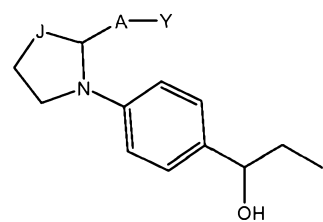
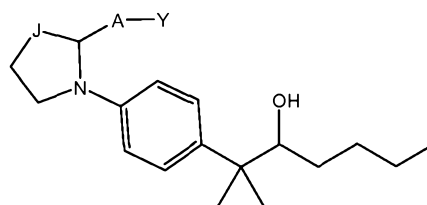
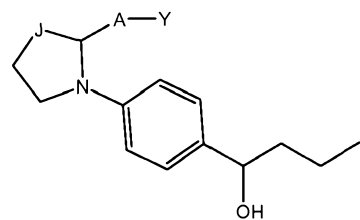
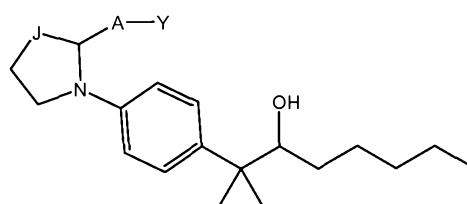
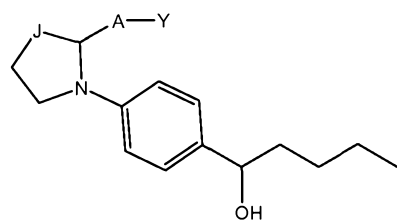
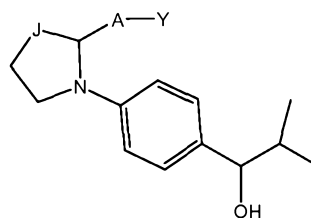
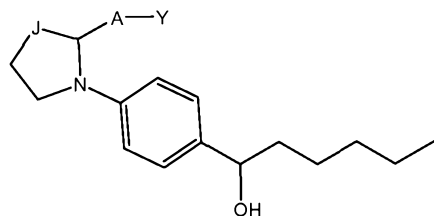
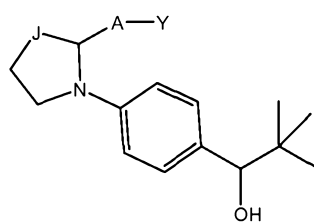
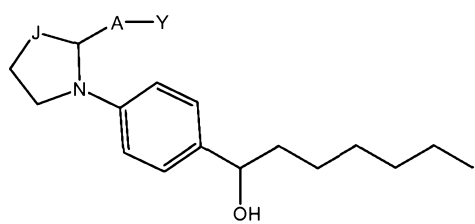
Aryl is an unsubstituted or substituted aromatic ring or ring system such as phenyl, naphthyl, biphenyl, and the like. Aryl may or may not be hydrocarbyl, depending upon whether it has substituents with heteroatoms.

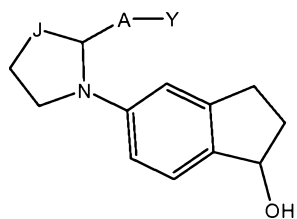
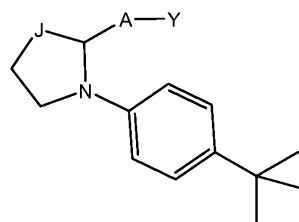
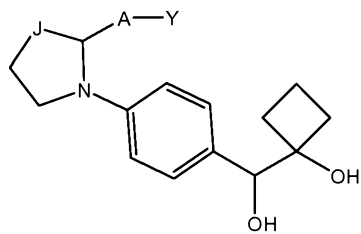
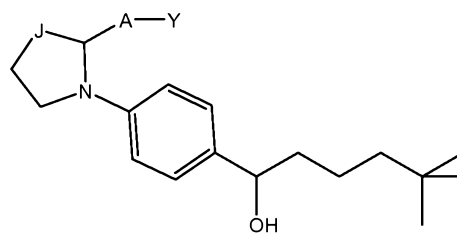
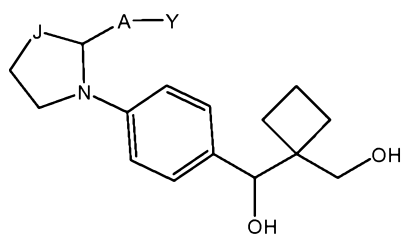
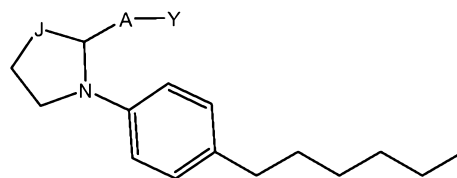
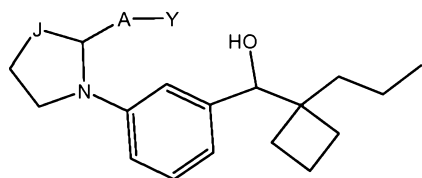
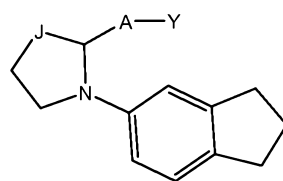
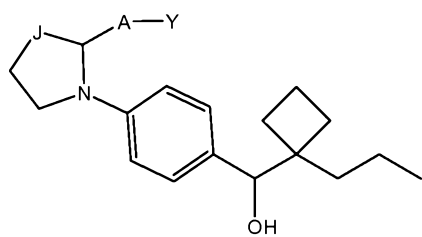
- 10 Arylalkyl is alkyl which is substituted with aryl. In other words alkyl connects aryl to the remaining part of the molecule. Examples are -CH<sub>2</sub>-Phenyl, -CH<sub>2</sub>-CH<sub>2</sub>-Phenyl, and the like. Arylalkyl may or may not be hydrocarbyl, depending upon whether it has substituents with heteroatoms.

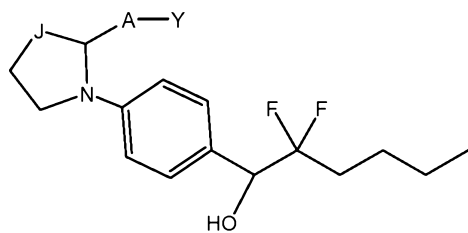
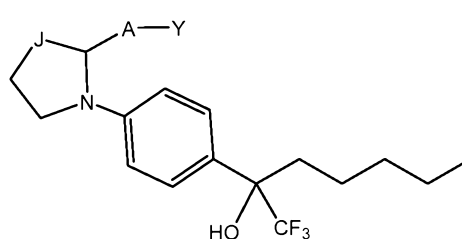
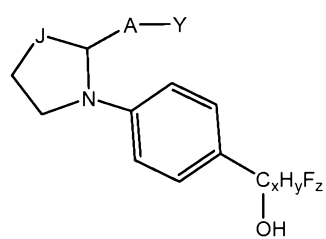
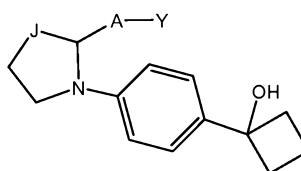
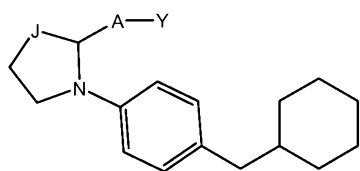
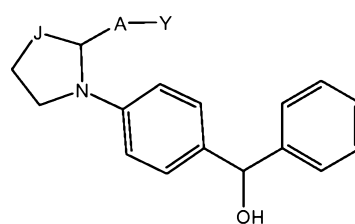
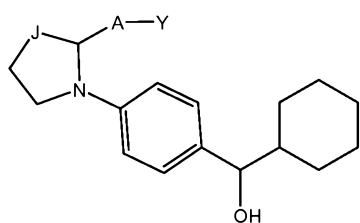
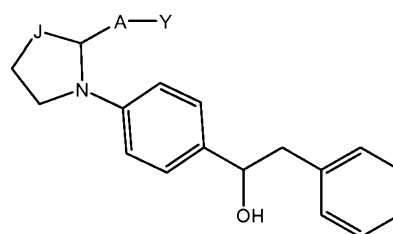
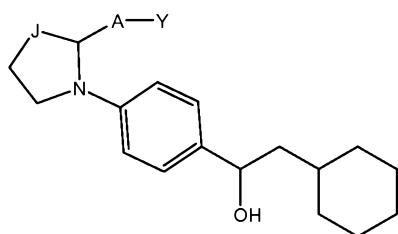
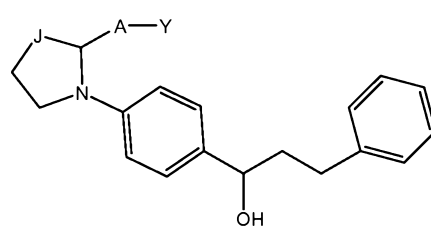
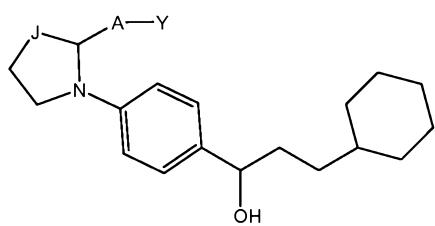
Unconjugated dienes or polyenes have one or more double bonds which are not conjugated. They may be linear, branched, or cyclic, or a combination thereof.

- 15 Combinations of the above are also possible.

Thus, each of the structures below is contemplated. These structures, or pharmaceutically acceptable salts thereof, or prodrugs thereof, individually represent a compound which is an embodiment contemplated herein. In other words, each structure represents a different embodiment.







In the above embodiments, x is 5, 6, or 7, and y + z is 2x + 1.

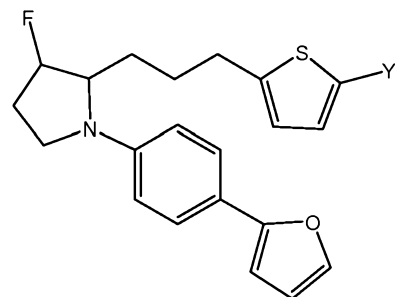
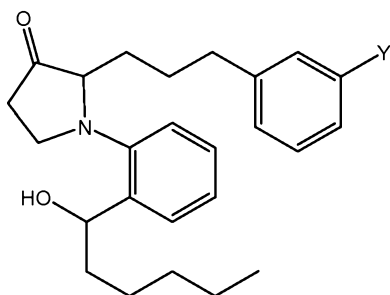
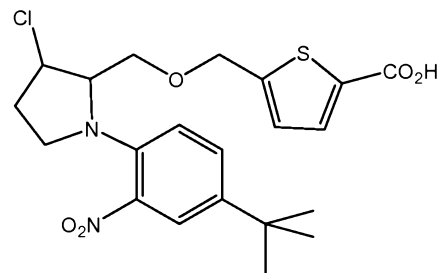
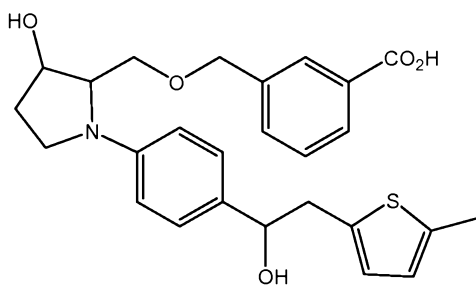
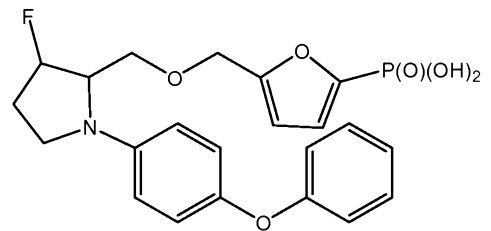
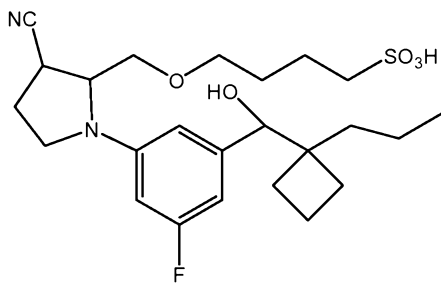
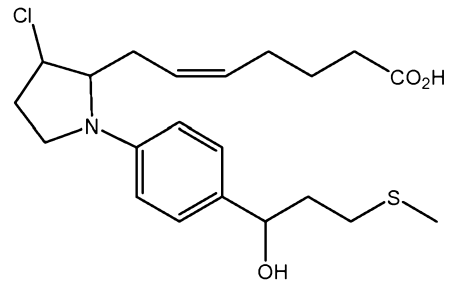
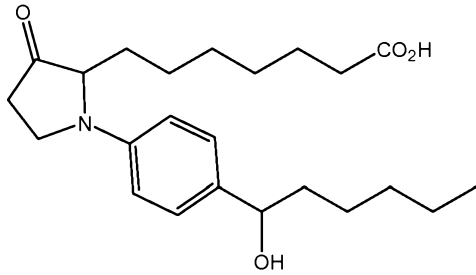
5

In one embodiment, x is 5 and y + z is 11.

In another embodiment, x is 6 and y + z is 13.

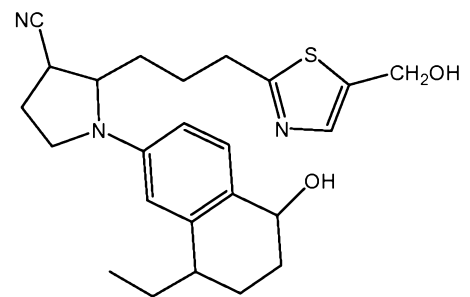
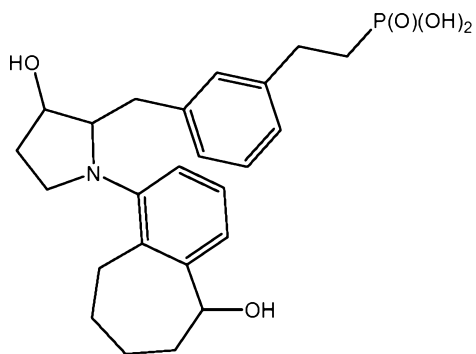
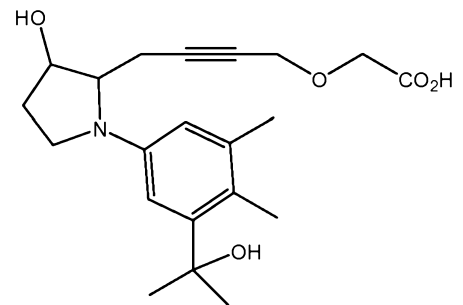
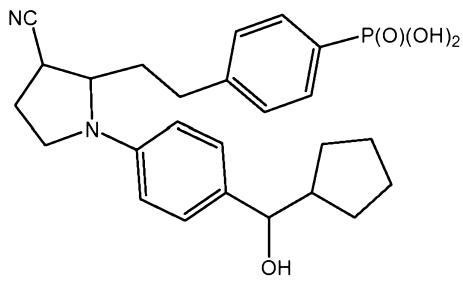
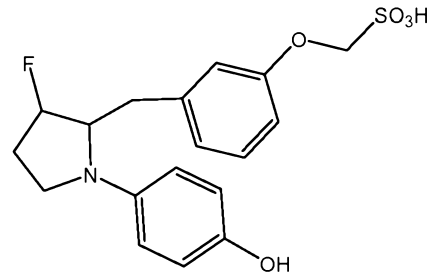
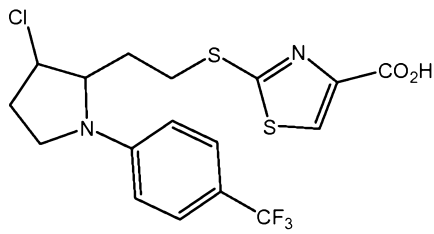
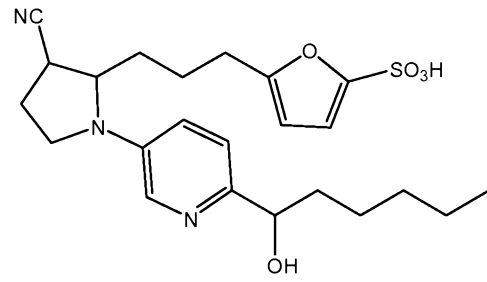
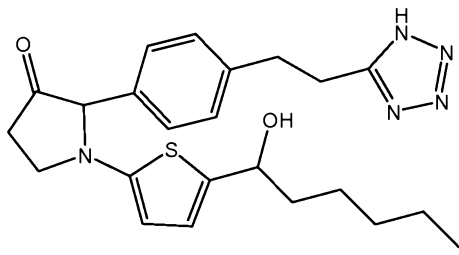
In another embodiment, x is 7 and y + z is 15.

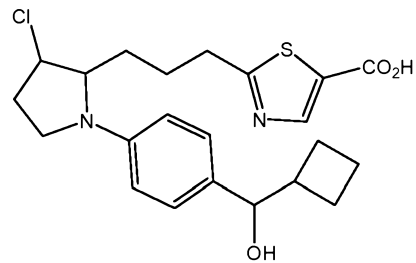
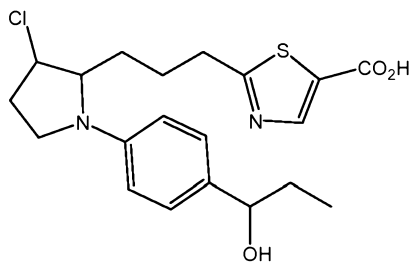
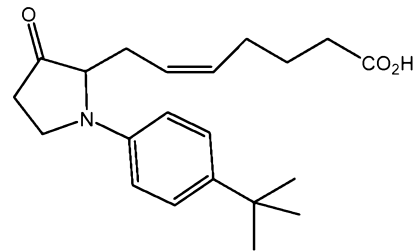
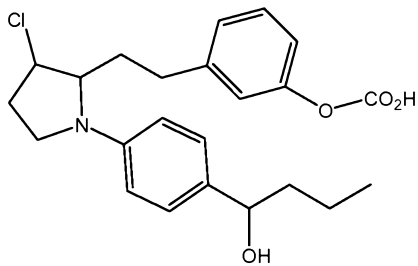
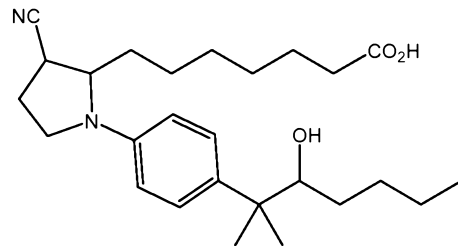
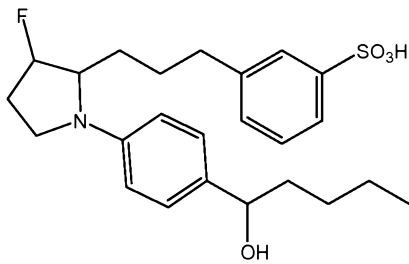
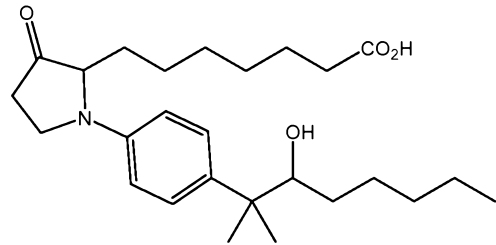
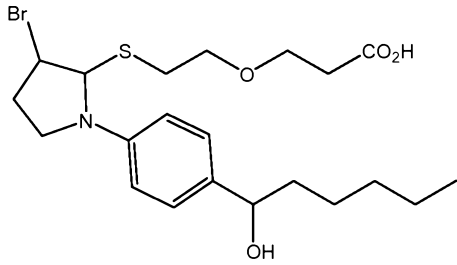
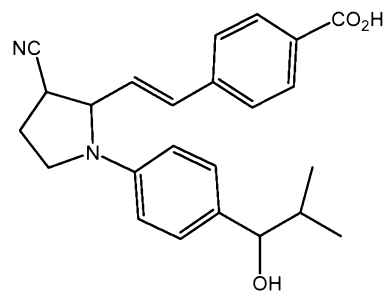
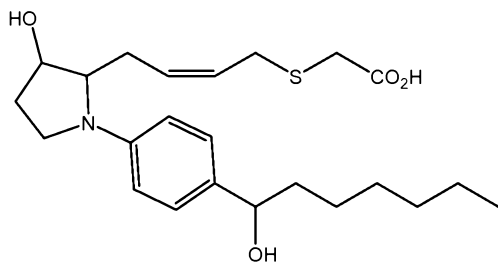
Hypothetical examples of useful compounds are shown below.

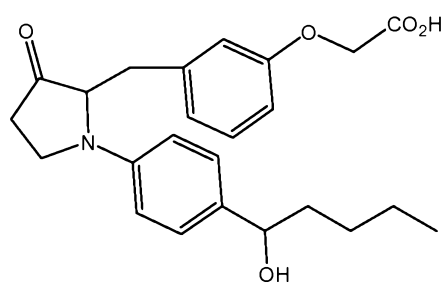
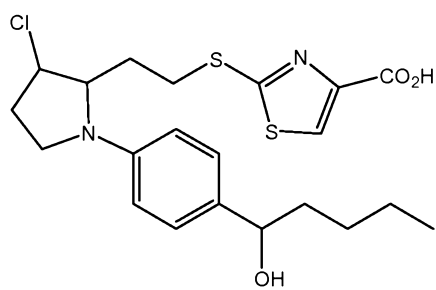
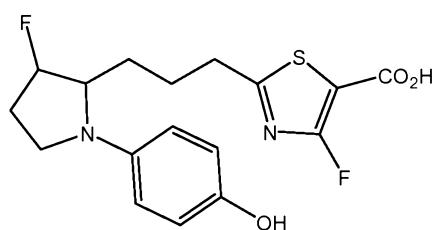
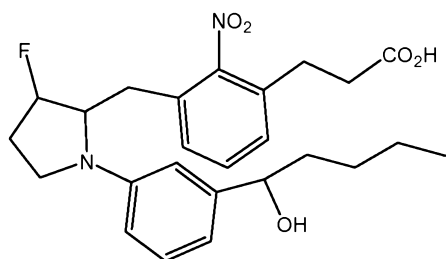
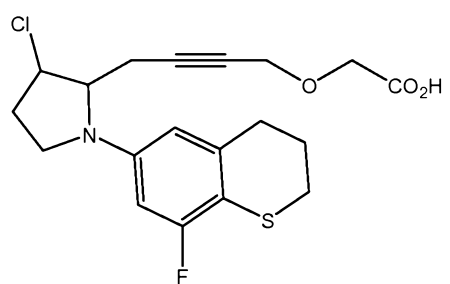
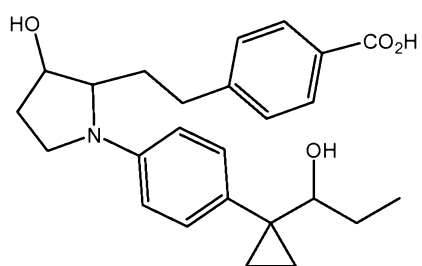


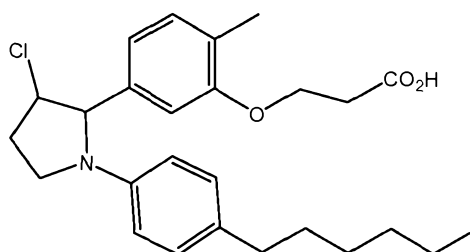
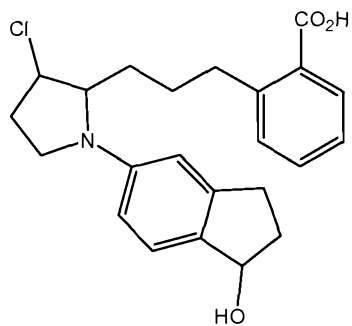
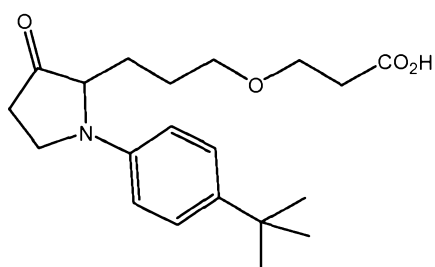
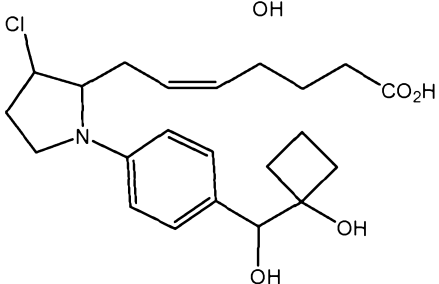
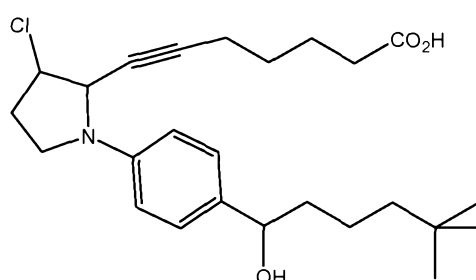
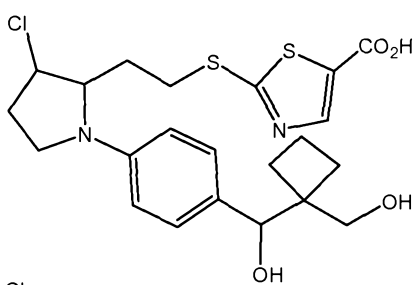
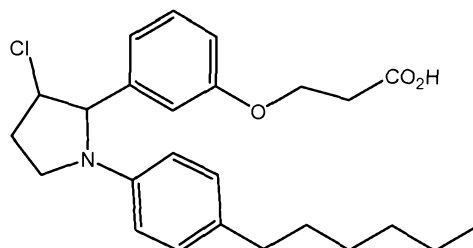
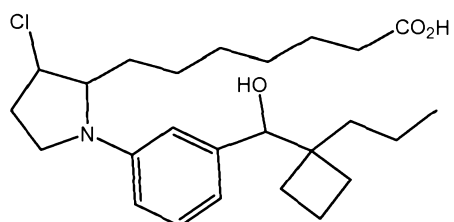
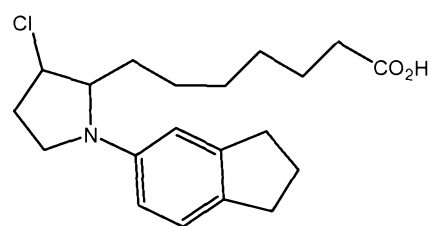
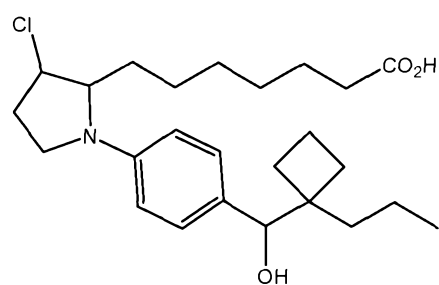
5

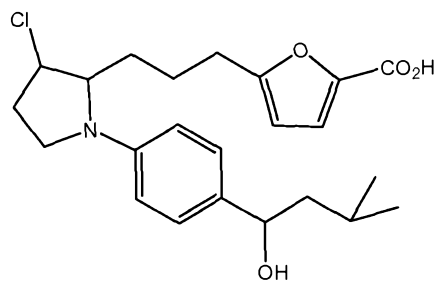
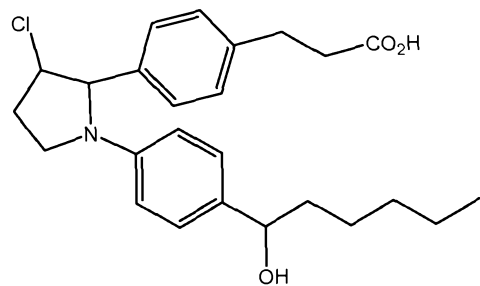
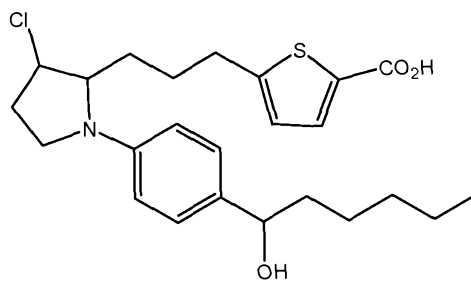
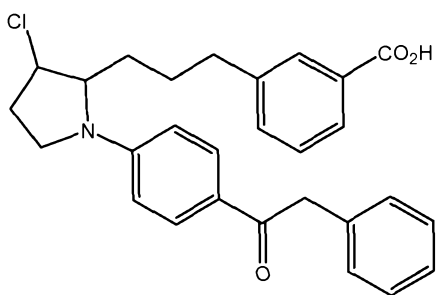
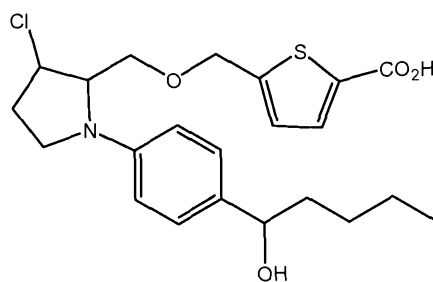
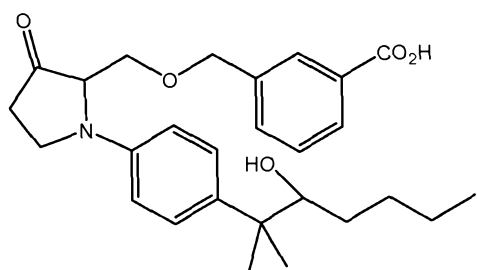
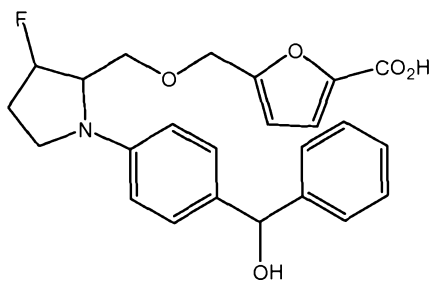
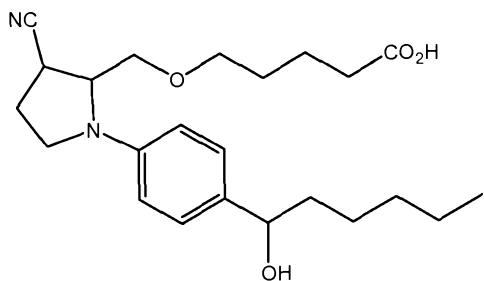
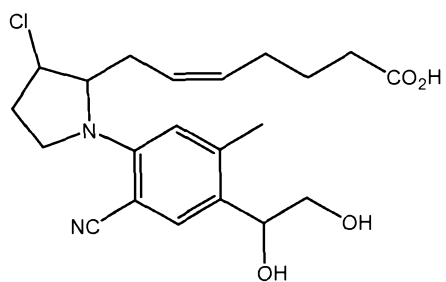
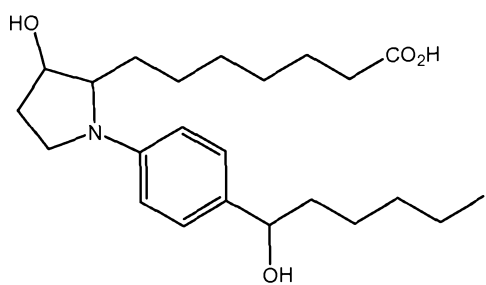








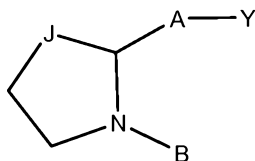




**Compound examples:**

The following are hypothetical examples of useful compounds:

**Compound Example 1.** A compound having a structure



or a pharmaceutically acceptable salt thereof, or a prodrug thereof;

wherein Y is an organic acid functional group, or an amide or ester thereof comprising up to 14 carbon atoms; or Y is

5 hydroxymethyl or an ether thereof comprising up to 14 carbon atoms; or Y is a tetrazolyl functional group;

A is  $-(CH_2)_6-$ , *cis*  $-CH_2CH=CH-(CH_2)_3-$ , or  $-CH_2C\equiv C-(CH_2)_3-$ , wherein 1 or 2 carbon atoms may be replaced by S or

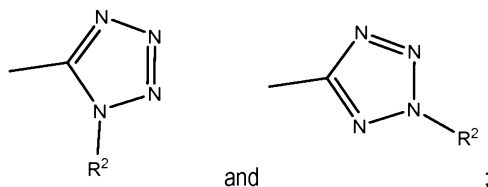
O; or A is  $-(CH_2)_m-Ar-(CH_2)_o-$  wherein Ar is interarylene or heterointerarylene, the sum of m and o is 1, 2, 3, or 4, and

wherein one  $CH_2$  may be replaced by S or O;

J is C=O, CHOH, CHF, CHCl, CHBr, or CHCN; and

10 B is substituted aryl or substituted heteroaryl.

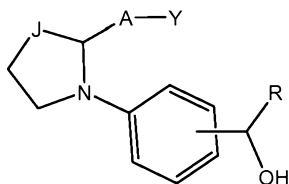
**Compound Example 2.** The compound according to compound example 1 wherein Y is selected from  $CO_2R^2$ ,  $CON(R^2)_2$ ,  $CON(OR^2)R^2$ ,  $CON(CH_2CH_2OH)_2$ ,  $CONH(CH_2CH_2OH)$ ,  $CH_2OH$ ,  $P(O)(OH)_2$ ,  $CONHSO_2R^2$ ,  $SO_2N(R^2)_2$ ,  $SO_2NHR^2$ ,



15 wherein  $R^2$  is independently H,  $C_1$ - $C_6$  alkyl, unsubstituted phenyl, or unsubstituted biphenyl.

**Compound Example 3.** The compound according to compound example 1 or 2 wherein B is substituted phenyl.

**Compound Example 4.** The compound according to compound example 1 or 2 having a structure



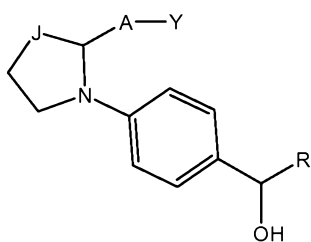
or a pharmaceutically acceptable salt thereof, or a prodrug thereof;

20 R is hydrogen or  $C_{1-10}$  hydrocarbyl.

**Compound Example 5.** The compound according to compound example 4 wherein R is alkyl.

**Compound Example 6.** The compound according to compound example 4 wherein R is arylalkyl.

**Compound Example 7.** The compound according to compound example any one of compound examples 1 to 6 having a structure



or a pharmaceutically acceptable salt thereof, or a prodrug thereof;

R is hydrogen or C<sub>1-10</sub> hydrocarbonyl.

- Compound Example 8.** The compound according to compound example 1 or 2 wherein A is (3-methylphenoxy)methyl.
- Compound Example 9.** The compound according to compound example 1 or 2 wherein A is (4-but-2-ynoxy)methyl.
- Compound Example 10.** The compound according to compound example 1 or 2 wherein A is 2-(2-ethylthio)thiazol-4-yl.
- Compound Example 11.** The compound according to compound example 1 or 2 wherein A is 2-(3-propyl)thiazol-5-yl.
- Compound Example 12.** The compound according to compound example 1 or 2 wherein A is 3-methoxymethyl)phenyl.
- Compound Example 13.** The compound according to compound example 1 or 2 wherein A is 3-(3-propyl)phenyl.
- Compound Example 14.** The compound according to compound example 1 or 2 wherein A is 3-methylphenethyl.
- Compound Example 15.** The compound according to compound example 1 or 2 wherein A is 4-(2-ethyl)phenyl.
- Compound Example 16.** The compound according to compound example 1 or 2 wherein A is 4-phenethyl.
- Compound Example 17.** The compound according to compound example 1 or 2 wherein A is 4-methoxybutyl.
- Compound Example 18.** The compound according to compound example 1 or 2 wherein A is 5-(methoxymethyl)furan-2-yl .
- Compound Example 19.** The compound according to compound example 1 or 2 wherein A is 5-(methoxymethyl)thiophen-2-yl.
- Compound Example 20.** The compound according to compound example 1 or 2 wherein A is 5-(3-propyl)furan-2-yl.
- Compound Example 21.** The compound according to compound example 1 or 2 wherein A is 5-(3-propyl)thiophen-2-yl.
- Compound Example 22.** The compound according to compound example 1 or 2 wherein A is 6-hexyl.
- Compound Example 23.** The compound according to compound example 1 or 2 wherein A is (Z)-6-hex-4-enyl.
- Compound Example 24.** The compound according to any one of compound examples 1, 2, and 8-23 wherein B is 4-(1-hydroxy-2,2-dimethylpropyl)phenyl.
- Compound Example 25.** The compound according to any one of compound examples 1, 2, and 8-23 wherein B is 4-(1-hydroxy-2-methylpropan-2-yl)phenyl.
- Compound Example 26.** The compound according to any one of compound examples 1, 2, and 8-23 wherein B is 4-(1-hydroxy-2-methylpropyl)phenyl.

- Compound Example 27.** The compound according to any one of compound examples 1, 2, and 8-23 wherein B is 4-(1-hydroxybutyl)phenyl.
- Compound Example 28.** The compound according to any one of compound examples 1, 2, and 8-23 wherein B is 4-(1-hydroxyheptyl)phenyl.
- 5 **Compound Example 29.** The compound according to any one of compound examples 1, 2, and 8-23 wherein B is 4-(1-hydroxyhexyl)phenyl.
- Compound Example 30.** The compound according to any one of compound examples 1, 2, and 8-23 wherein B is 4-(1-hydroxypentyl)phenyl.
- Compound Example 31.** The compound according to any one of compound examples 1, 2, and 8-23 wherein B is  
10 4-(1-hydroxypropyl)phenyl.
- Compound Example 32.** The compound according to any one of compound examples 1, 2, and 8-23 wherein B is 4-(3-hydroxy-2-methylheptan-2-yl)phenyl.
- Compound Example 33.** The compound according to any one of compound examples 1, 2, and 8-23 wherein B is 4-(3-hydroxy-2-methyloctan-2-yl)phenyl.
- 15 **Compound Example 34.** The compound according to any one of compound examples 1, 2, and 8-23 wherein B is 1-hydroxy-2,3-dihydro-1H-inden-5-yl.
- Compound Example 35.** The compound according to any one of compound examples 1, 2, and 8-23 wherein B is 2,3-dihydro-1H-inden-5-yl.
- Compound Example 36.** The compound according to any one of compound examples 1, 2, and 8-23 wherein B is  
20 3-(hydroxy(1-propylcyclobutyl)methyl)phenyl.
- Compound Example 37.** The compound according to any one of compound examples 1, 2, and 8-23 wherein B is 4-(1-hydroxy-5,5-dimethylhexyl)phenyl.
- Compound Example 38.** The compound according to any one of compound examples 1, 2, and 8-23 wherein B is 4-(hydroxy(1-propylcyclobutyl)methyl)phenyl.
- 25 **Compound Example 39.** The compound according to any one of compound examples 1, 2, and 8-23 wherein B is 4-tert-butylphenyl.
- Compound Example 40.** The compound according to any one of compound examples 1, 2, and 8-23 wherein B is 4-hexylphenyl.
- Compound Example 41.** The compound according to any one of compound examples 1, 2, and 8-23 wherein B is  
30 4-(1-hydroxy-2-phenylethyl)phenyl.
- Compound Example 42.** The compound according to any one of compound examples 1, 2, and 8-23 wherein B is 4-(1-hydroxy-3-phenylpropyl)phenyl.
- Compound Example 43.** The compound according to any one of compound examples 1, 2, and 8-23 wherein B is 4-(1-hydroxycyclobutyl)phenyl.
- 35 **Compound Example 44.** The compound according to any one of compound examples 1, 2, and 8-23 wherein B is 4-(2-cyclohexyl-1-hydroxyethyl)phenyl.
- Compound Example 45.** The compound according to any one of compound examples 1, 2, and 8-23 wherein B is 4-(3-cyclohexyl-1-hydroxypropyl)phenyl.



**Compound Example 46.** The compound according to any one of compound examples 1, 2, and 8-23 wherein B is 4-(cyclohexyl(hydroxy)methyl)phenyl.

**Compound Example 47.** The compound according to any one of compound examples 1, 2, and 8-23 wherein B is 4-(cyclohexylmethyl)phenyl.

5 **Compound Example 48.** The compound according to any one of compound examples 1, 2, and 8-23 wherein B is 4-(hydroxy(phenyl)methyl)phenyl.

The following are hypothetical examples of compositions, kits, methods, uses, and medicaments employing the hypothetical compound examples.

**Composition Example:**

10 A composition comprising a compound according to any one of compound examples 1 to 48, wherein said composition is a liquid which is ophthalmically acceptable.

**Medicament Examples:**

Use of a compound according to any one of compound examples 1 to 48 in the manufacture of a medicament for the treatment of glaucoma or ocular hypertension in a mammal.

15 A medicament comprising a compound according to any one of compound examples 1 to 48, wherein said composition is a liquid which is ophthalmically acceptable.

**Method Example:**

A method comprising administering a compound according to any one of compound examples 1 to 48 to a mammal for the treatment of glaucoma or ocular hypertension.

20 **Kit Example:**

A kit comprising a composition comprising compound according to any one of compound examples 1 to 48, a container, and instructions for administration of said composition to a mammal for the treatment of glaucoma or ocular hypertension.

25 A "pharmaceutically acceptable salt" is any salt that retains the activity of the parent compound and does not impart any additional deleterious or untoward effects on the subject to which it is administered and in the context in which it is administered compared to the parent compound. A pharmaceutically acceptable salt also refers to any salt which may form in vivo as a result of administration of an acid, another salt, or a prodrug which is converted into an acid or salt.

30 Pharmaceutically acceptable salts of acidic functional groups may be derived from organic or inorganic bases. The salt may comprise a mono or polyvalent ion. Of particular interest are the inorganic ions lithium, sodium, potassium, calcium, and magnesium. Organic salts may be made with amines, particularly ammonium salts such as mono-, di- and trialkyl amines or ethanol amines. Salts may also be formed with caffeine, tromethamine and similar molecules. Hydrochloric acid or some other pharmaceutically acceptable acid may form a salt with a compound that  
35 includes a basic group, such as an amine or a pyridine ring.

A "prodrug" is a compound which is converted to a therapeutically active compound after administration, and the term should be interpreted as broadly herein as is generally understood in the art. While not intending to limit the scope of the invention, conversion may occur by hydrolysis of an ester group or some other biologically labile group.

Generally, but not necessarily, a prodrug is inactive or less active than the therapeutically active compound to which it is converted. Ester prodrugs of the compounds disclosed herein are specifically contemplated. An ester may be derived from a carboxylic acid of C1 (i.e. the terminal carboxylic acid of a natural prostaglandin), or an ester may be derived from a carboxylic acid functional group on another part of the molecule, such as on a phenyl ring. While not  
5 intending to be limiting, an ester may be an alkyl ester, an aryl ester, or a heteroaryl ester. The term alkyl has the meaning generally understood by those skilled in the art and refers to linear, branched, or cyclic alkyl moieties. C<sub>1-6</sub> alkyl esters are particularly useful, where alkyl part of the ester has from 1 to 6 carbon atoms and includes, but is not limited to, methyl, ethyl, propyl, isopropyl, *n*-butyl, *sec*-butyl, *iso*-butyl, *t*-butyl, pentyl isomers, hexyl isomers, cyclopropyl, cyclobutyl, cyclopentyl, cyclohexyl, and combinations thereof having from 1-6 carbon atoms, etc.

10 Those skilled in the art will readily understand that for administration or the manufacture of medicaments the compounds disclosed herein can be admixed with pharmaceutically acceptable excipients which per se are well known in the art. Specifically, a drug to be administered systemically, it may be confectioned as a powder, pill, tablet or the like, or as a solution, emulsion, suspension, aerosol, syrup or elixir suitable for oral or parenteral administration or inhalation.

15 For solid dosage forms or medicaments, non-toxic solid carriers include, but are not limited to, pharmaceutical grades of mannitol, lactose, starch, magnesium stearate, sodium saccharin, the polyalkylene glycols, talcum, cellulose, glucose, sucrose and magnesium carbonate. The solid dosage forms may be uncoated or they may be coated by known techniques to delay disintegration and absorption in the gastrointestinal tract and thereby provide a sustained action over a longer period. For example, a time delay material such as glyceryl monostearate or  
20 glyceryl distearate may be employed. They may also be coated by the technique described in the U.S. Pat. Nos. 4,256,108; 4,166,452; and 4,265,874 to form osmotic therapeutic tablets for control release. Liquid pharmaceutically administrable dosage forms can, for example, comprise a solution or suspension of one or more of the presently useful compounds and optional pharmaceutical adjuncts in a carrier, such as for example, water, saline, aqueous dextrose, glycerol, ethanol and the like, to thereby form a solution or suspension. If desired, the pharmaceutical  
25 composition to be administered may also contain minor amounts of nontoxic auxiliary substances such as wetting or emulsifying agents, pH buffering agents and the like. Typical examples of such auxiliary agents are sodium acetate, sorbitan monolaurate, triethanolamine, sodium acetate, triethanolamine oleate, etc. Actual methods of preparing such dosage forms are known, or will be apparent, to those skilled in this art; for example, see Remington's  
30 Pharmaceutical Sciences, Mack Publishing Company, Easton, Pa., 16th Edition, 1980. The composition of the formulation to be administered, in any event, contains a quantity of one or more of the presently useful compounds in an amount effective to provide the desired therapeutic effect.

Parenteral administration is generally characterized by injection, either subcutaneously, intramuscularly or intravenously. Injectables can be prepared in conventional forms, either as liquid solutions or suspensions, solid forms suitable for solution or suspension in liquid prior to injection, or as emulsions. Suitable excipients are, for  
35 example, water, saline, dextrose, glycerol, ethanol and the like. In addition, if desired, the injectable pharmaceutical compositions to be administered may also contain minor amounts of non-toxic auxiliary substances such as wetting or emulsifying agents, pH buffering agents and the like.

The amount of the presently useful compound or compounds administered is dependent on the therapeutic effect or effects desired, on the specific mammal being treated, on the severity and nature of the mammal's condition, on the manner of administration, on the potency and pharmacodynamics of the particular compound or compounds employed, and on the judgment of the prescribing physician. The therapeutically effective dosage of the presently useful compound or compounds may be in the range of about 0.5 or about 1 to about 100 mg/kg/day.

A liquid which is ophthalmically acceptable is formulated such that it can be administered topically to the eye. The comfort should be maximized as much as possible, although sometimes formulation considerations (e.g. drug stability) may necessitate less than optimal comfort. In the case that comfort cannot be maximized, the liquid should be formulated such that the liquid is tolerable to the patient for topical ophthalmic use. Additionally, an ophthalmically acceptable liquid should either be packaged for single use, or contain a preservative to prevent contamination over multiple uses.

For ophthalmic application, solutions or medicaments are often prepared using a physiological saline solution as a major vehicle. Ophthalmic solutions should preferably be maintained at a comfortable pH with an appropriate buffer system. The formulations may also contain conventional, pharmaceutically acceptable preservatives, stabilizers and surfactants.

Preservatives that may be used in the pharmaceutical compositions of the present invention include, but are not limited to, benzalkonium chloride, chlorobutanol, thimerosal, phenylmercuric acetate and phenylmercuric nitrate. A useful surfactant is, for example, Tween 80. Likewise, various useful vehicles may be used in the ophthalmic preparations of the present invention. These vehicles include, but are not limited to, polyvinyl alcohol, povidone, hydroxypropyl methyl cellulose, poloxamers, carboxymethyl cellulose, hydroxyethyl cellulose and purified water.

Tonicity adjustors may be added as needed or convenient. They include, but are not limited to, salts, particularly sodium chloride, potassium chloride, mannitol and glycerin, or any other suitable ophthalmically acceptable tonicity adjustor.

Various buffers and means for adjusting pH may be used so long as the resulting preparation is ophthalmically acceptable. Accordingly, buffers include acetate buffers, citrate buffers, phosphate buffers and borate buffers. Acids or bases may be used to adjust the pH of these formulations as needed.

In a similar vein, an ophthalmically acceptable antioxidant for use in the present invention includes, but is not limited to, sodium metabisulfite, sodium thiosulfate, acetylcysteine, butylated hydroxyanisole and butylated hydroxytoluene.

Other excipient components which may be included in the ophthalmic preparations are chelating agents. A useful chelating agent is edetate disodium, although other chelating agents may also be used in place or in conjunction with it.

The ingredients are usually used in the following amounts:

<u>Ingredient</u>	<u>Amount (% w/v)</u>
active ingredient	about 0.001-5
preservative	0-0.10
vehicle	0-40

	tonicity adjustor	1-10
	buffer	0.01-10
	pH adjustor	q.s. pH 4.5-7.5
	antioxidant	as needed
5	surfactant	as needed
	purified water	as needed to make 100%

For topical use, creams, ointments, gels, solutions or suspensions, etc., containing the compound disclosed herein are employed. Topical formulations may generally be comprised of a pharmaceutical carrier, cosolvent, emulsifier, penetration enhancer, preservative system, and emollient.

The actual dose of the active compounds of the present invention depends on the specific compound, and on the condition to be treated; the selection of the appropriate dose is well within the knowledge of the skilled artisan.

The compounds disclosed herein are also useful in combination with other drugs useful for the treatment of glaucoma or other conditions.

US patent application publication 2005/0176800, expressly incorporated herein by reference, describes the preparation of substituted pyrrolidine derivatives **1a**, **3a** and **4a** (see accompanying Figures 1-5). Pyrrolidine **1a** is arylated on nitrogen using aryl halide **A** employing Buchwald/Hartwig reaction procedures in order to install the  $\omega$ -chain (Figure 1). Standard deprotection and saponification procedures would then afford desired acid **1d**. Arylation may be carried out using a wide variety of substituted bromophenyl and other bromoaryl compounds, which are either available commercially or may be made according to published literature procedures. For example, United States Patent Application No. 11/009,298, filed on December 10, 2004 and United States Provisional Patent Application 60/742,779 filed on December 6, 2005, both of which are expressly incorporated by reference herein, disclose methods of making a number of useful substituted bromophenyl compounds. These procedures may also be readily adapted to other bromoaryl compounds such as substituted bromothieryl, substituted bromofuryl, substituted bromopyridinyl, substituted bromonaphthyl, substituted bromobenzothieryl, and the like.

Additionally, the hydroxyl of intermediate **1c** is protected and the C-9 ketone functionality is manipulated to the chloride derivative **2d** (Figure 2). Standard deprotection and saponification procedures would then afford desired acid **2e**.

Compounds wherein J is CN compounds may be prepared by adapting the procedure disclosed in United States Provisional Patent Application No. 60/747835, filed May 22, 2006, which is expressly incorporated by reference herein.

Compounds wherein J is CHF may be prepared by adapting the procedures disclosed in United States Patent Application Serial Number 11/009,298 and United States Provisional Patent Application No. 60/742,779.

Compounds wherein J is CHBr may be prepared by adapting the procedures disclosed in Tani, K. et.al. (ONO) *Bioorganic and Medicinal Chemistry* **2002**, *10*, 1883.

Alternative  $\alpha$ -chains and  $\omega$ -chains may also be envisioned by those skilled in the art. Thus, aldehyde **3a** is reacted with known phosphonium salts **B** in a Wittig reaction (Figure 3). The resultant olefin may be removed by hydrogenation. Procedures described in US patent application publication 2005/0176800, which is expressly

2007267620 20 Dec 2012

incorporated by reference herein, are then employed to arrive at intermediate 3f. This intermediate is subjected to conditions similar to those depicted in Figure 1 to arrive at arylated product 3g (where B is substituted aryl or heteroaryl) as described in the specification above). 3g is then converted into 3h according to the procedures of Figure 2.

5 In one hypothetical example, pyrrolidine 4a is alkylated using electrophile C to afford 4b. Deprotection followed by arylation affords 4d and subsequent manipulations described in Figure 1 would then afford desired acid 4f. Similar procedures may be carried by substituting the thienyl of C with phenyl (i.e. X-CH<sub>2</sub>-phenyl-CO<sub>2</sub>H) or another heteroaromatic ring such as furyl, pyridinyl, etc. These compounds are commercially available, or may be readily prepared by art recognized methods.

10 In another hypothetical example, pyrrolidine 4a is oxidized using Swern oxidation conditions and then is converted into vinyl compound 5b. Grubbs' metathesis with olefin D (in accordance with the procedures of United States Provisional Application No. 60/777,506, which was filed February 28, 2006, expressly incorporated by reference herein) affords alkene 5c. Hydrogenation, followed by manipulations described in Figure 1 would then afford desired acid 5e. Phenyl and other heteroaromatic rings such as  
15 thienyl, furyl, etc. may be substituted for the thienyl of D to yield similar products.

A person of ordinary skill in the art understands the meaning of the stereochemistry associated with the hatched wedge/solid wedge structural features. For example, an introductory organic chemistry textbook (Francis A. Carey, Organic Chemistry, New York: McGraw-Hill Book Company 1987, p. 63) states "a wedge indicates a bond coming from the plane of the paper toward the viewer" and the hatched wedge, indicated as  
20 a "dashed line", "represents a bond receding from the viewer."

The foregoing description details specific methods and compositions that can be employed to practice the present invention, and represents the best mode contemplated. However, it is apparent for one of ordinary skill in the art that further compounds with the desired pharmacological properties can be prepared in an analogous manner, and that the disclosed compounds can also be obtained from different starting  
25 compounds via different chemical reactions. Similarly, different pharmaceutical compositions may be prepared and used with substantially the same result. Thus, however detailed the foregoing may appear in text, it should not be construed as limiting the overall scope hereof; rather, the ambit of the present invention is to be governed only by the lawful construction of the claims.

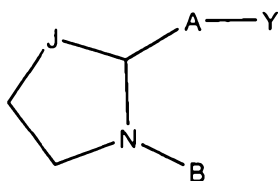
Throughout this specification and the claims which follow, unless the context requires otherwise, the  
30 word "comprise", and variations such as "comprises" or "comprising", will be understood to imply the inclusion of a stated integer or step or group of integers or steps but not the exclusion of any other integer or step or group of integers or steps.

2007267620 20 Dec 2012

The reference in this specification to any prior publication (or information derived from it), or to any matter which is known, is not, and should not be taken as an acknowledgment or admission or any form of suggestion that the prior publication (or information derived from it) or known matter forms part of the common general knowledge in the field of endeavour to which this specification relates.

**The claims defining the invention are as follows:**

1. A compound having a structure



or a pharmaceutically acceptable salt thereof, or a prodrug thereof;

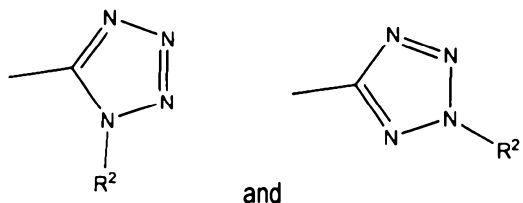
wherein Y is an organic acid functional group, or an amide or ester thereof comprising up to 14 carbon atoms; or Y is hydroxymethyl or an ether thereof comprising up to 14 carbon atoms; or Y is a tetrazolyl functional group;

A is  $-(CH_2)_6-$ , *cis*- $-CH_2CH=CH-(CH_2)_3-$ , or  $-CH_2C\equiv C-(CH_2)_3-$ , wherein 1 or 2 carbon atoms may be replaced by S or O; or A is  $-(CH_2)_m-Ar-(CH_2)_o-$  wherein Ar is interarylene or heterointerarylene, the sum of m and o is 1, 2, 3, or 4, and wherein one  $CH_2$  may be replaced by S or O;

J is C=O, CHOH, CHF, CHCl, CHBr, or CHCN; and

B is substituted aryl or substituted heteroaryl.

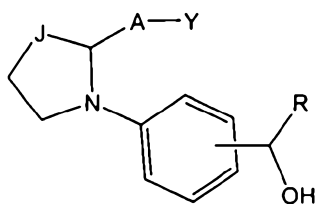
2. The compound of claim 1 wherein Y is selected from  $CO_2R^2$ ,  $CON(R^2)_2$ ,  $CON(OR^2)R^2$ ,  $CON(CH_2CH_2OH)_2$ ,  $CONH(CH_2CH_2OH)$ ,  $CH_2OH$ ,  $P(O)(OH)_2$ ,  $CONHSO_2R^2$ ,  $SO_2N(R^2)_2$ ,  $SO_2NHR^2$ ,



wherein  $R^2$  is independently H,  $C_1$ - $C_6$  alkyl, unsubstituted phenyl, or unsubstituted biphenyl.

3. The compound of claim 1 or 2 wherein B is substituted phenyl.

4. The compound of claim 1 or 2 having a structure



or a pharmaceutically acceptable salt thereof, or a prodrug thereof;

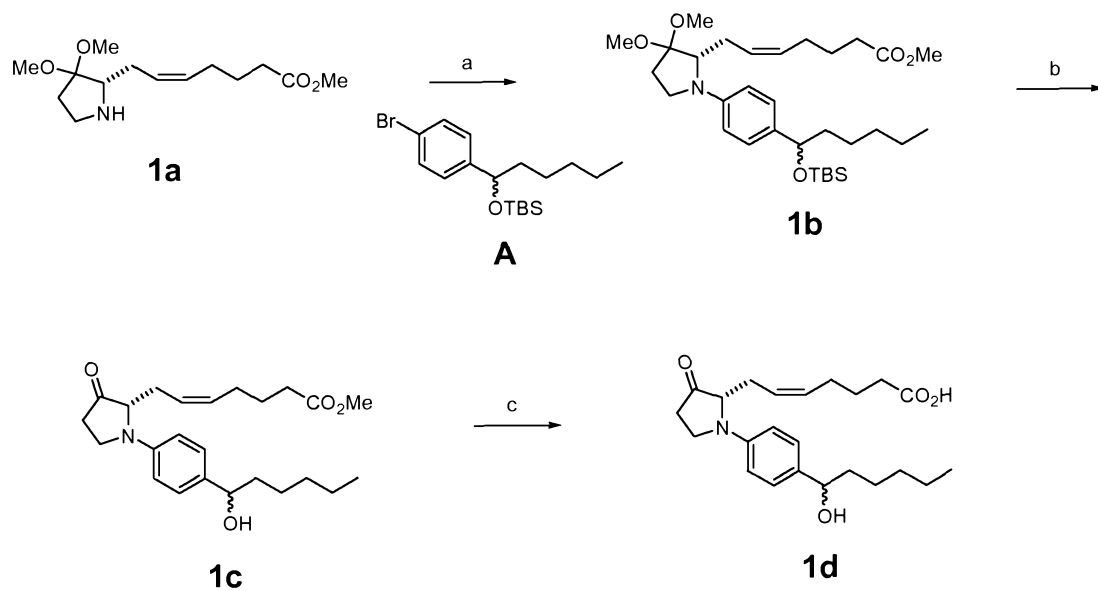
2007267620 20 Dec 2012

R is hydrogen or C<sub>1-10</sub> hydrocarbyl.

5. The compound of claim 4 wherein R is C<sub>1-10</sub> alkyl.
- 5 6. The compound of any one of claims 1 to 5 wherein A is  $-(CH_2)_m-Ar-(CH_2)_o-$  wherein Ar is interarylene or heterointerarylene, the sum of m and o is 1, 2, 3, or 4, and wherein one CH<sub>2</sub> may be replaced by S or O.
7. The compound of claim 6 wherein A is  $-(CH_2)_3Ar-$ ,  $-O(CH_2)_2Ar-$ ,  $-CH_2OCH_2Ar-$ ,  $-(CH_2)_2OAr-$ ,  $-O(CH_2)_2Ar-$ ,  
 10  $-CH_2OCH_2Ar-$ , or  $-(CH_2)_2OAr$ , wherein Ar is monocyclic interheteroarylene.
8. The compound of claim 7 wherein Ar is interthienylene, interthiazolylene, or interoxazolylene.
9. The compound of any one of claims 1 to 5 wherein A is 6-hexyl.
- 15 10. The compound of any one of claims 1 to 5 wherein A is (Z)-6-hex-4-enyl.
11. The compound of any one of claims 1 to 10 wherein J is C=O, CHOH, CHF, CHCl, CHBr, or CHCN.
- 20 12. A compound as defined in claim 1, substantially as hereinbefore described with reference to the Examples.
13. Use of a compound according to any one of claims 1 to 12 in the manufacture of a medicament for the treatment of glaucoma or ocular hypertension in a mammal.
- 25 14. A method comprising administering a compound according to any one of claims 1 to 12 to a mammal for the treatment of glaucoma or ocular hypertension.
15. A kit comprising a composition comprising a compound according to any one of claims 1 to 12, a  
 30 container, and instructions for administration of said composition to a mammal for the treatment of glaucoma or ocular hypertension.
16. A composition comprising a compound according to any one of claims 1 to 12, wherein said composition is a liquid which is ophthalmically acceptable.

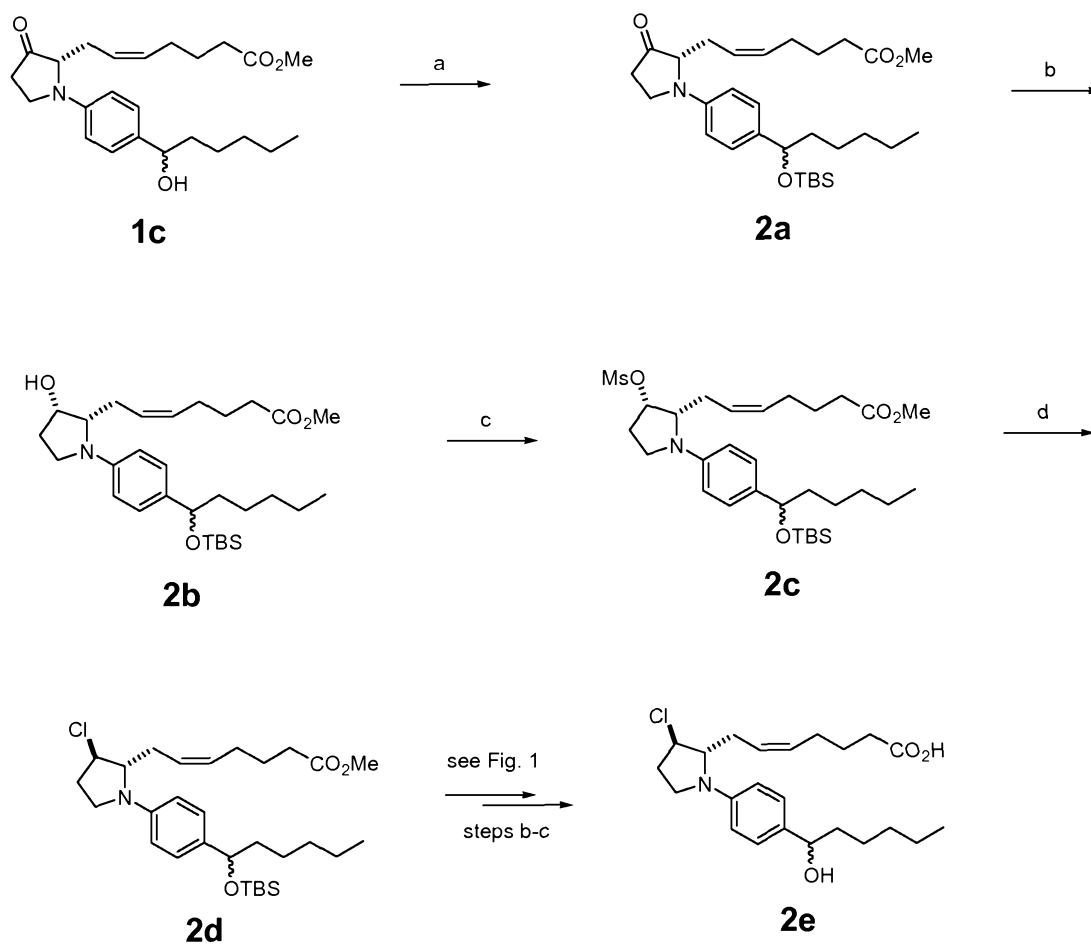


Figure 1



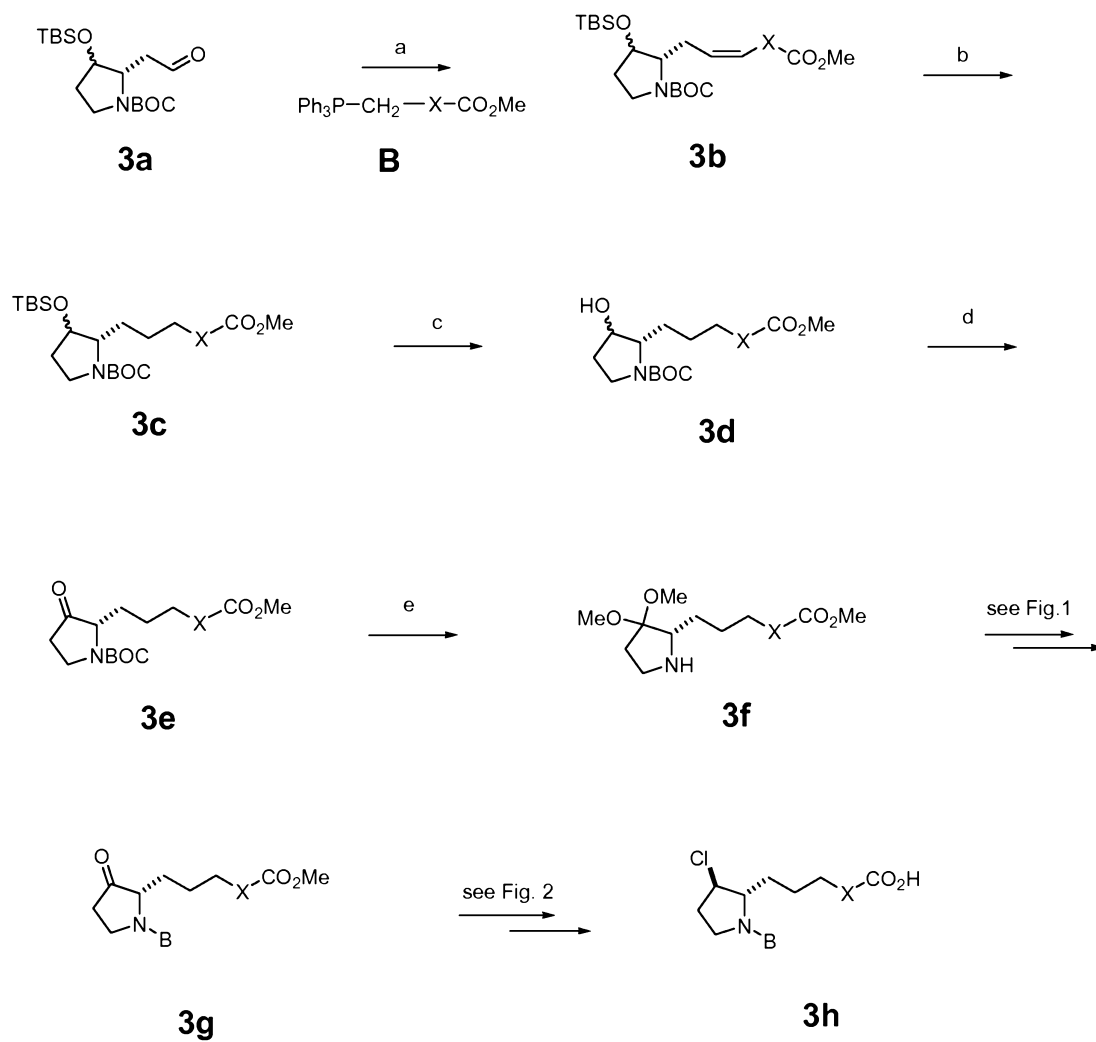
(a) B, Pd(0), ligand, base, solvent; (b) 6M HCl in dioxane; (c) LiOH, H<sub>2</sub>O, THF.

Figure 2



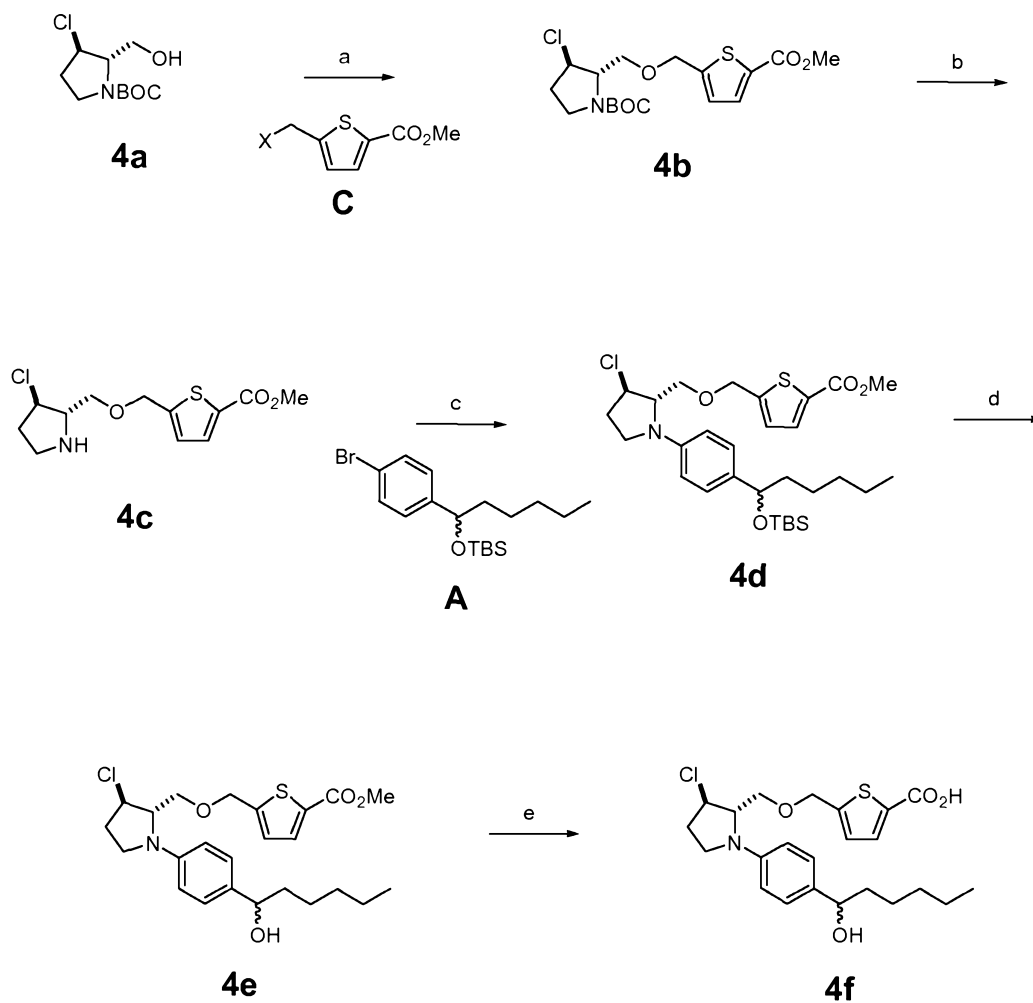
(a) TBSOTf, Et<sub>3</sub>N, CH<sub>2</sub>Cl<sub>2</sub>; (b) L-Selectride, THF; (c) MsCl, Et<sub>3</sub>N, CH<sub>2</sub>Cl<sub>2</sub>; (d) TBAC, toluene.

Figure 3



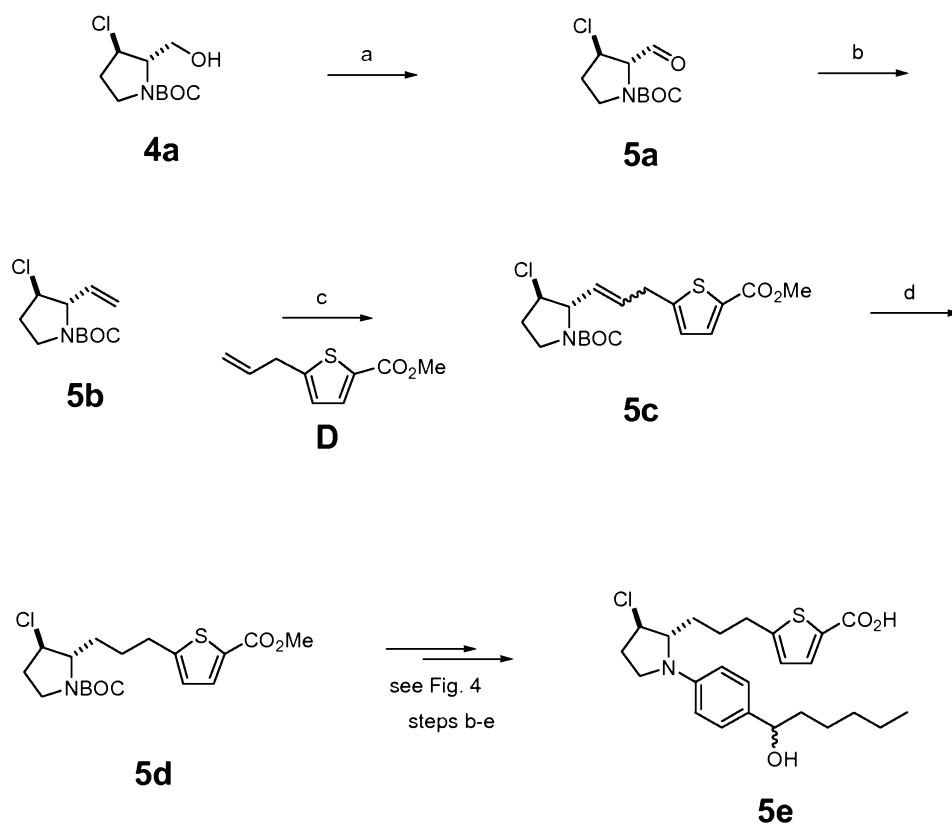
(a) phosphonate D, KOtBu or other base, THF; (b)  $\text{H}_2$ , Pd/C, EtOAc; (c) TBAF, THF; (d) Swern oxidation; (e)  $\text{HC}(\text{OMe})_3$ ,  $\text{H}_2\text{SO}_4$ , MeOH.

Figure 4



(a) NaH, **A**, DMF; (b) 3M HCl in dioxane; (c) **B**, Pd(0), ligand, base, solvent; (d) HF-pyridine, MeCN; (e) LiOH, H<sub>2</sub>O, THF.

Figure 5



(a) Swern oxidation; (b) Tebbe methylenation; (c) C, Grubbs' 2nd generation catalyst,  $\text{CH}_2\text{Cl}_2$ ; (d)  $\text{H}_2$ , Pd/C, EtOAc.