



(12) **United States Design Patent**
Holdcroft

(10) **Patent No.:** **US D899,240 S**
(45) **Date of Patent:** **** Oct. 20, 2020**

(54) **CLIP**

DESCRIPTION

- (71) Applicant: **Honeywell International Inc.**, Morris Plains, NJ (US)
- (72) Inventor: **Raymond Peter Holdcroft**, Berkhamsted (GB)
- (73) Assignee: **HONEYWELL INTERNATIONAL INC.**, Morris Plains, NJ (US)
- (**) Term: **15 Years**
- (21) Appl. No.: **29/617,475**
- (22) Filed: **Sep. 14, 2017**
- (51) **LOC (12) Cl.** **08-08**
- (52) **U.S. Cl.**
USPC **D8/394**
- (58) **Field of Classification Search**
USPC D3/215; D8/382, 383, 394, 395;
D11/212, 215, 218

FIG. 1 is a front perspective view of a clip configured for attachment to an exemplary piece of fabric and configured to receive an exemplary gas detector in accordance with the new design;

FIG. 2 is a front perspective view of the clip configured for attachment to an exemplary piece of fabric and configured to receive an exemplary gas detector, wherein the exemplary piece of fabric is shown positioned within the clip in accordance with the new design;

FIG. 3 is a front perspective view of the clip configured for attachment to an exemplary piece of fabric and configured to receive an exemplary gas detector, wherein the clip is shown attached to the exemplary piece of fabric in accordance with the new design;

FIG. 4 is a front perspective view of the clip configured for attachment to an exemplary piece of fabric and configured to receive an exemplary gas detector, wherein the clip is shown attached to the exemplary piece of fabric, and the exemplary gas detector is shown positioned in the clip in accordance with the new design;

FIG. 5 is a front view of the clip configured for attachment to an exemplary piece of fabric and configured to receive an exemplary gas detector in accordance with the new design;

FIG. 6 is a rear view of the clip configured for attachment to an exemplary piece of fabric and configured to receive an exemplary gas detector in accordance with the new design;

FIG. 7 is a right side view of the clip configured for attachment to an exemplary piece of fabric and configured to receive an exemplary gas detector in accordance with the new design;

FIG. 8 is a left side view of the clip configured for attachment to an exemplary piece of fabric and configured to receive an exemplary gas detector in accordance with the new design;

FIG. 9 is a top view of the clip configured for attachment to an exemplary piece of fabric and configured to receive an exemplary gas detector in accordance with the new design; and,

FIG. 10 is a bottom view of the clip configured for attachment to an exemplary piece of fabric and configured to receive an exemplary gas detector in accordance with the new design.

(56) **References Cited**

U.S. PATENT DOCUMENTS

- 3,273,163 A * 9/1966 Andrews, III A42B 3/04
2/422
- 4,479,738 A * 10/1984 Kubnick A42B 3/04
2/10

(Continued)

OTHER PUBLICATIONS

European Community Design Application No. 004751378-0001, filed Mar. 12, 2018, 8 pages.

(Continued)

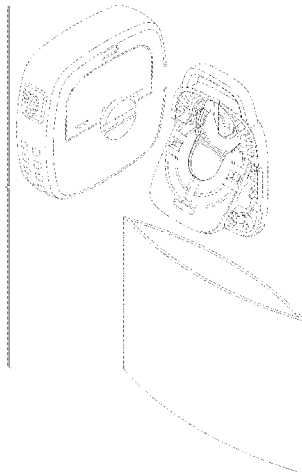
Primary Examiner — Steve J Czyz

(74) *Attorney, Agent, or Firm* — Alston & Bird LLP

(57) **CLAIM**

The ornamental design for a clip, as shown and described.

(Continued)



The broken lines depict portions of the article and environment that form no part of the claimed design.

1 Claim, 8 Drawing Sheets

(58) **Field of Classification Search**

CPC . F16B 2/20; A44B 13/00; A44B 15/00; A45F 5/20; A45F 5/21; Y10T 24/1394; A42B 3/04

See application file for complete search history.

(56) **References Cited**

U.S. PATENT DOCUMENTS

D288,162 S * 2/1987 Hutton D11/212
 4,729,706 A * 3/1988 Peterson F16B 37/041
 411/112
 D302,568 S * 8/1989 Berger D19/65
 D310,624 S * 9/1990 Gradecki D8/373
 5,168,605 A * 12/1992 Bartlett A47C 21/022
 24/129 R
 D339,521 S * 9/1993 Bartlett D11/212
 D358,567 S * 5/1995 Sirois D11/212
 5,658,065 A * 8/1997 Jamieson A42B 3/04
 2/422
 D433,563 S * 11/2000 Capanna D3/215
 D459,273 S * 6/2002 Murata D11/216
 D465,400 S * 11/2002 Moore D8/331
 D465,525 S * 11/2002 Dilday B42F 1/06
 D19/65
 6,616,294 B1 * 9/2003 Henry A42B 3/04
 2/422
 6,854,946 B2 * 2/2005 Bauer F16B 21/09
 411/523
 D509,471 S * 9/2005 Cronicc D12/414
 D511,713 S * 11/2005 Carbonero D11/212
 D522,849 S * 6/2006 Dick D8/354
 D562,124 S * 2/2008 Hargis D8/394
 D565,662 S * 4/2008 Reardon D19/65
 D574,226 S * 8/2008 Wolff D8/395
 D589,338 S * 3/2009 Baum D8/395

D627,621 S * 11/2010 Liljeqvist D8/330
 7,878,745 B2 * 2/2011 Allen F16B 37/043
 206/338
 8,191,292 B2 * 6/2012 Cummings A42B 3/0406
 2/209.13
 D674,274 S * 1/2013 Gasparino D8/395
 8,360,378 B1 * 1/2013 Owens B60R 11/02
 248/309.4
 D741,554 S * 10/2015 Moreau D29/122
 D748,461 S * 2/2016 Catchings D8/394
 9,249,814 B2 * 2/2016 Tsai A44B 15/00
 9,267,529 B2 * 2/2016 Tejero Salinero F16B 37/041
 D751,889 S * 3/2016 Thiltges D8/394
 9,291,179 B2 * 3/2016 Pierce F16B 2/20
 9,375,075 B2 * 6/2016 Bazan A45F 5/021
 D763,673 S * 8/2016 Moreau D8/395
 9,474,334 B2 * 10/2016 Jonsson A61F 5/01
 D778,508 S * 2/2017 Moreau D29/122
 D790,332 S * 6/2017 Dresser, III D8/394
 9,756,890 B2 * 9/2017 Moreau A42B 3/08
 D799,312 S * 10/2017 Ng D8/383
 9,844,238 B2 * 12/2017 Lemoine A42B 3/08
 D807,634 S * 1/2018 Eremita D3/215
 D822,473 S * 7/2018 Ng D8/383
 D854,311 S * 7/2019 Burns D3/215
 10,383,385 B2 * 8/2019 Moreau A42B 3/08
 2011/0113529 A1 * 5/2011 Milioto A42B 1/24
 2/209.13
 2013/0180033 A1 * 7/2013 Uemoto A42B 3/30
 2/410

OTHER PUBLICATIONS

European Community Design Application No. 004751378-0002, filed Mar. 12, 2018, 8 pages.
 European Community Design Application No. 004751378-0003, filed Mar. 12, 2018, 8 pages.
 European Community Design Application Nos. 004751378-0001-0003, Preliminary Examination, dated Mar. 15, 2018, 5 pages.
 China Design Application No. 201830092441.8, filed Mar. 13, 2018, 28 pages.
 China Design Application No. 201830092441.8, Notification to Grant Patent Right, dated Jun. 4, 2018, 4 pages.

* cited by examiner

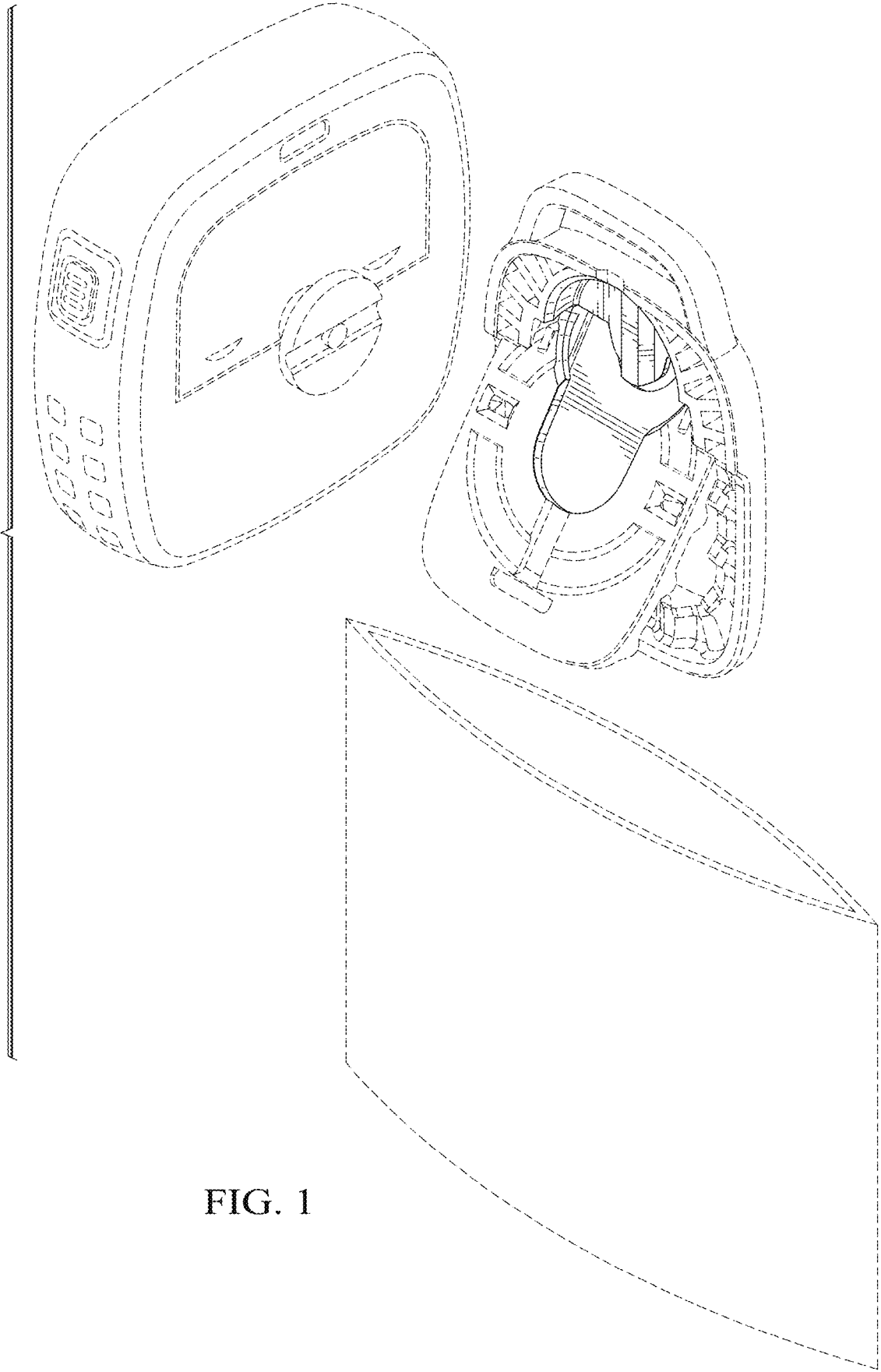


FIG. 1

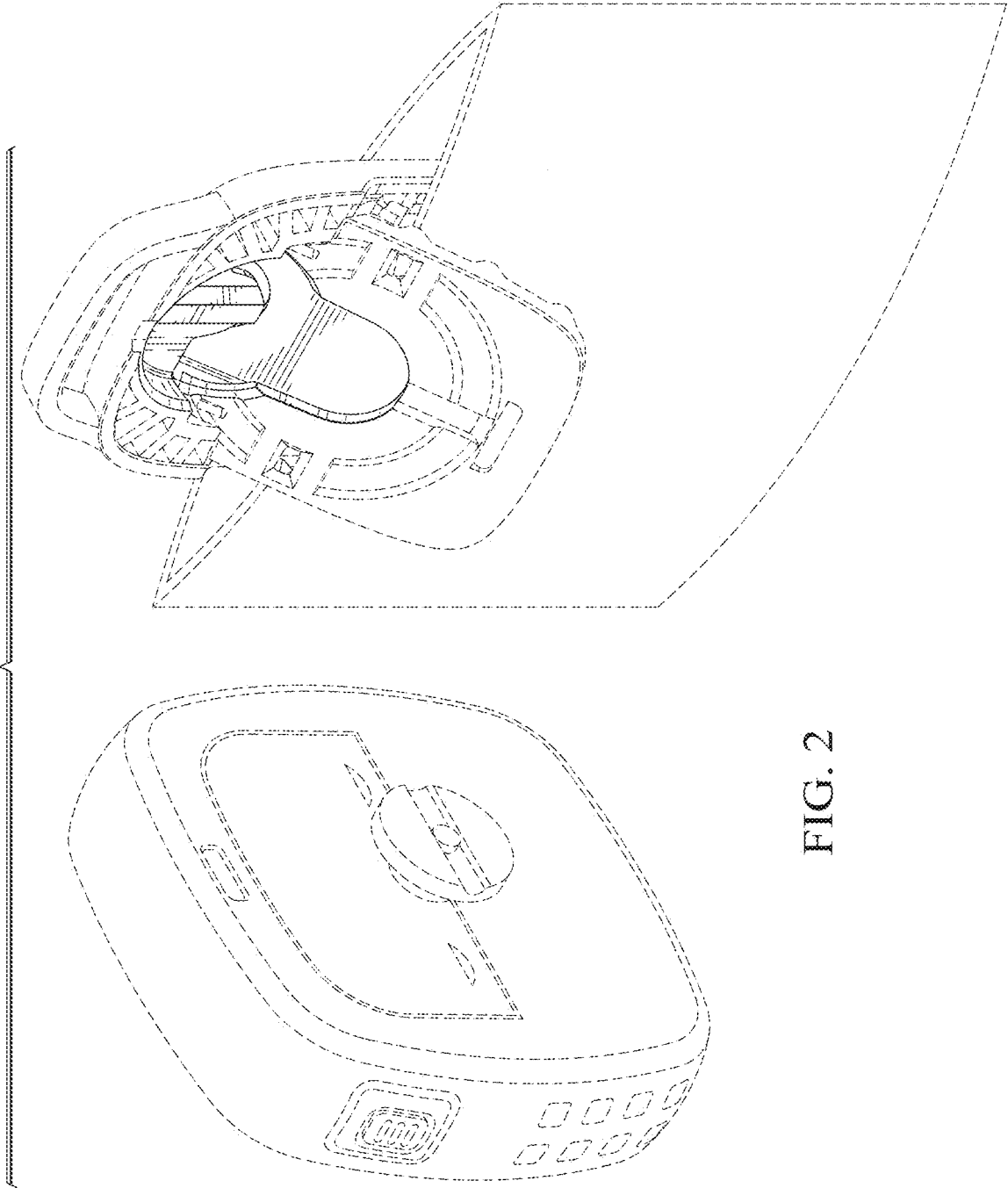


FIG. 2

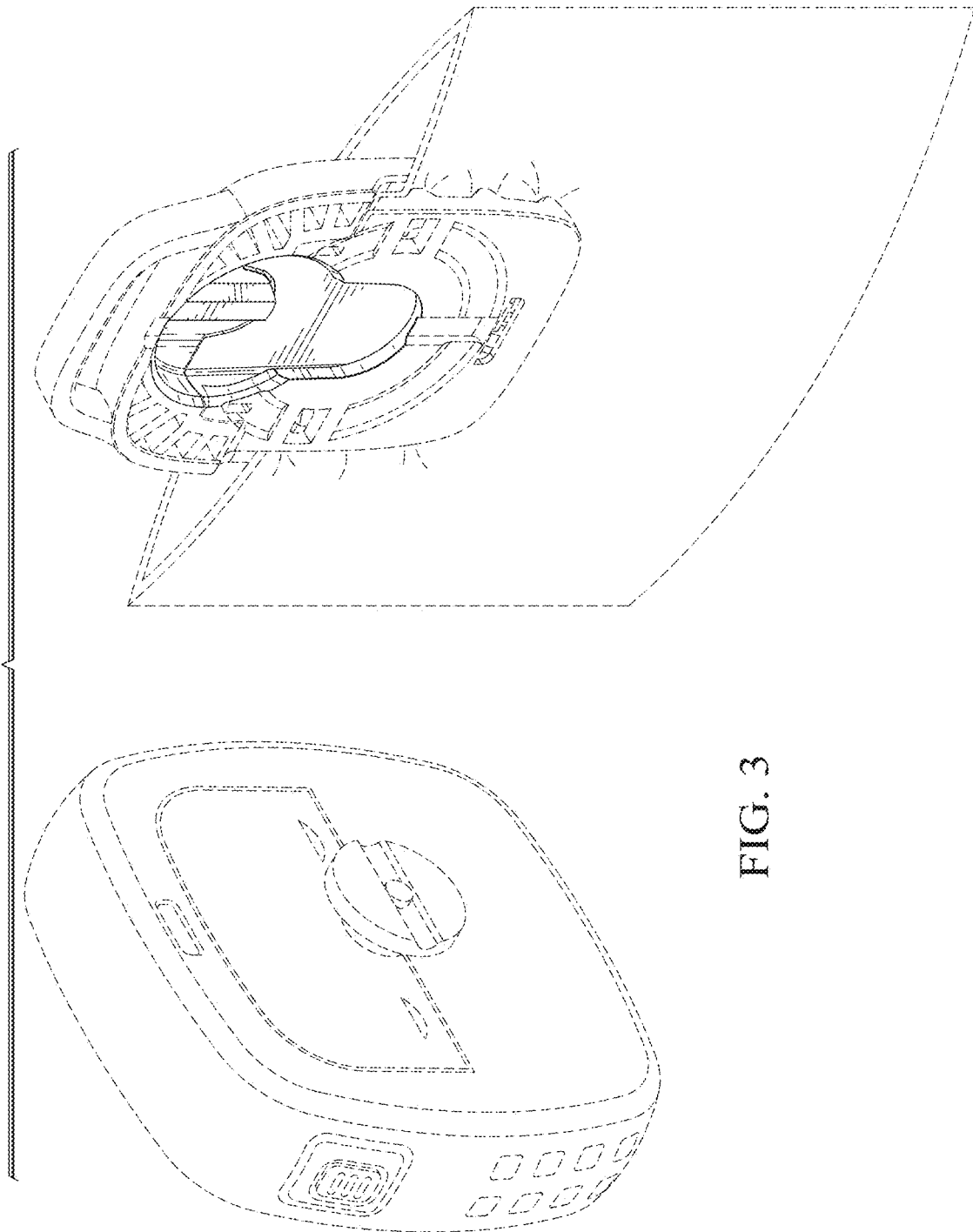


FIG. 3

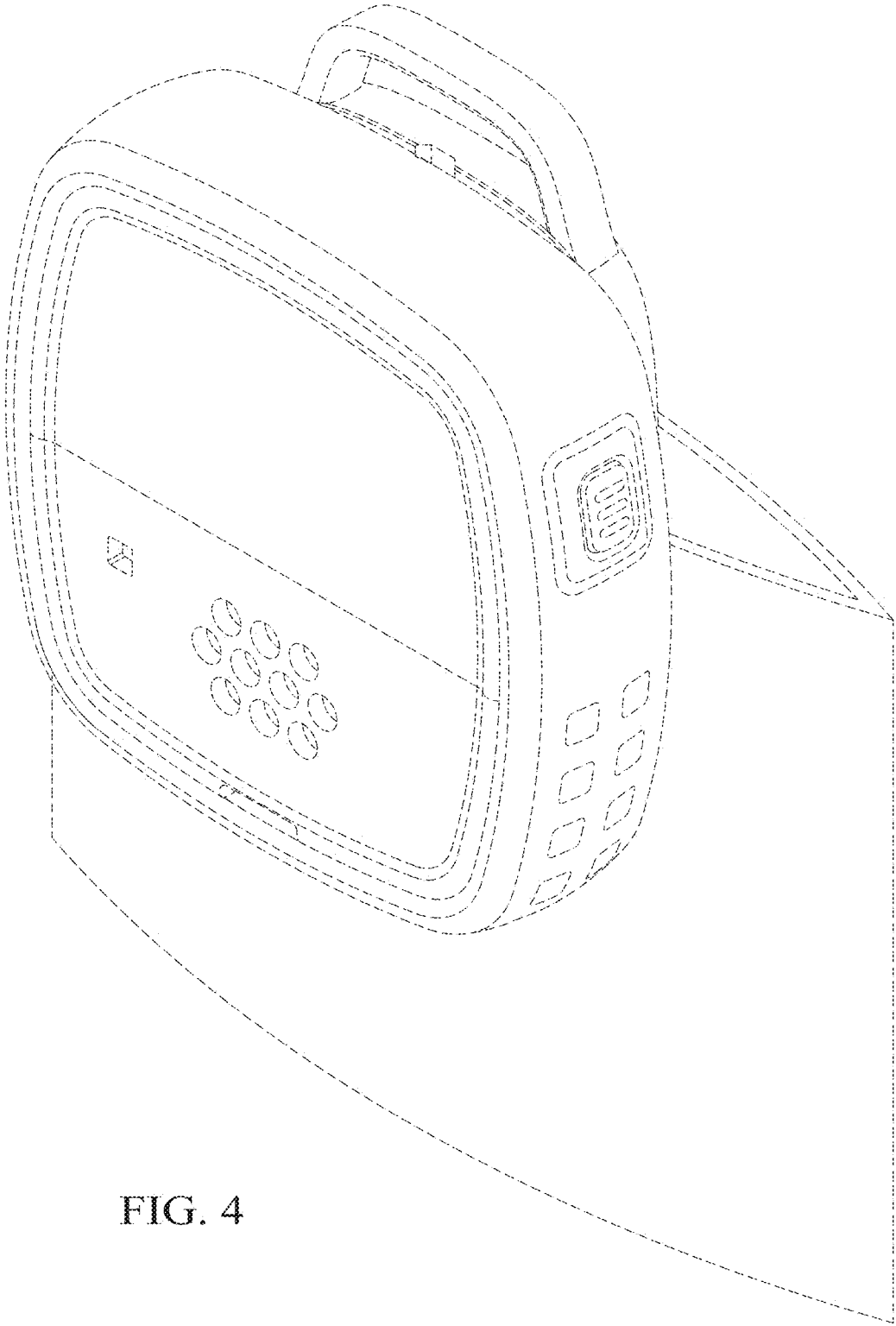


FIG. 4

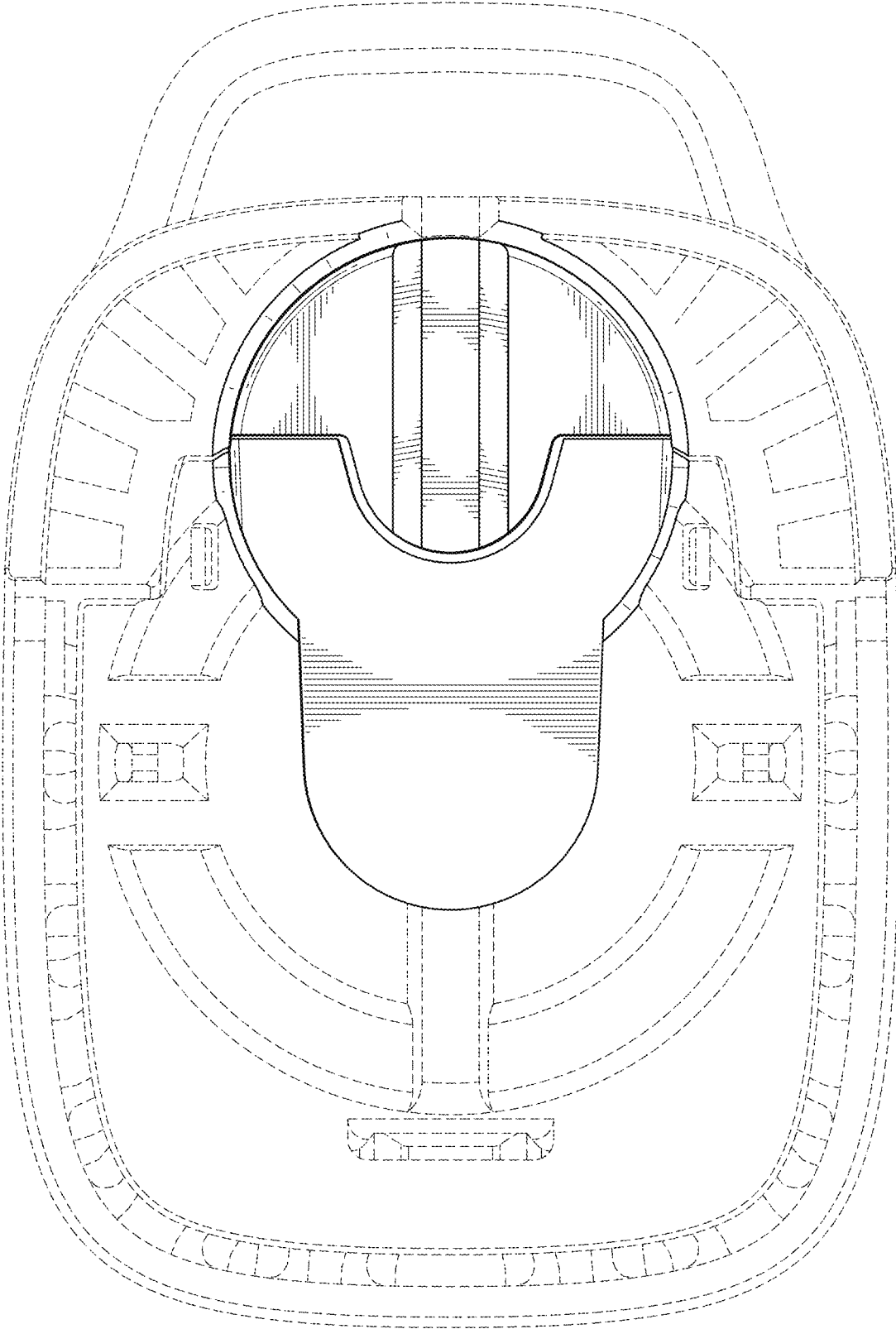


FIG. 5

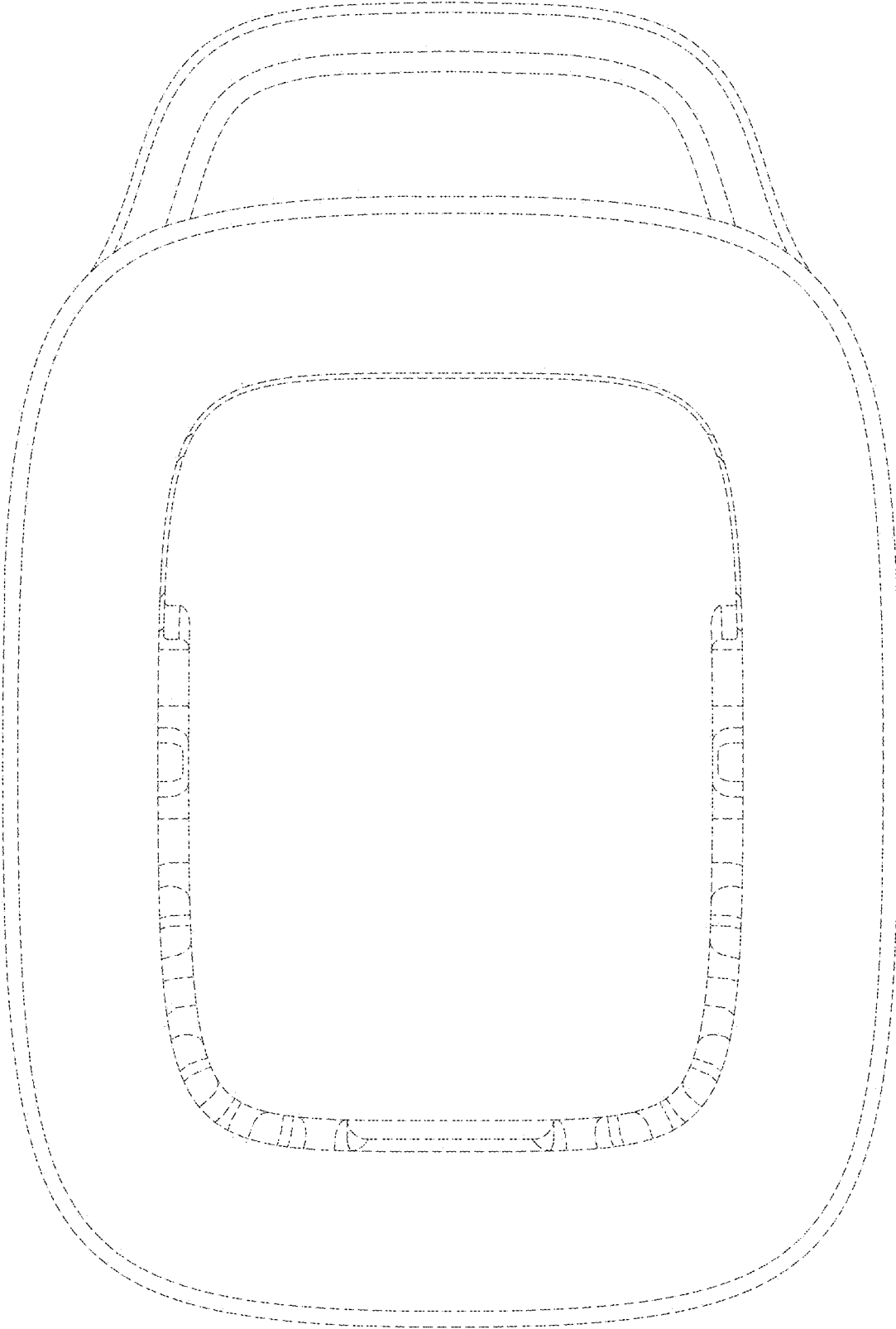


FIG. 6




FIG. 7

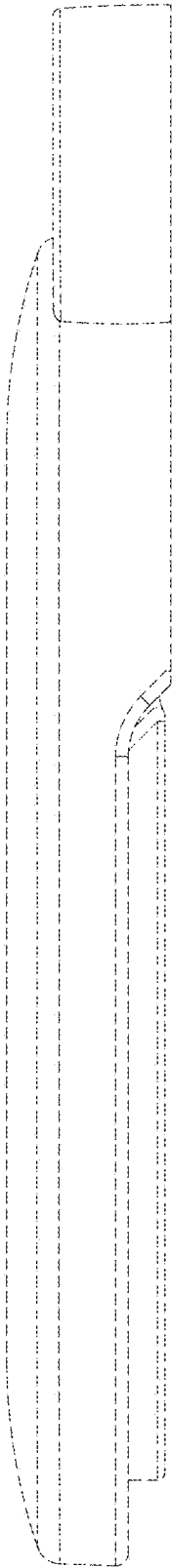


FIG. 8



FIG. 9




FIG. 10