

(12) STANDARD PATENT APPLICATION (11) Application No. AU 2018264036 A1
(19) AUSTRALIAN PATENT OFFICE

(54) Title
Selectively substituted quinoline compounds

(51) International Patent Classification(s)
C07D 413/14 (2006.01) **A61P 37/00** (2006.01)
A61K 31/47 (2006.01) **C07D 403/14** (2006.01)
A61K 31/535 (2006.01) **C07D 413/04** (2006.01)

(21) Application No: **2018264036** (22) Date of Filing: **2018.11.14**

(43) Publication Date: **2018.12.06**
(43) Publication Journal Date: **2018.12.06**

(62) Divisional of:
2014334554

(71) Applicant(s)
Eisai R&D Management Co., Ltd.

(72) Inventor(s)
CARLSON, Eric;HANSEN, Hans;MACKEY, Matthew;SCHILLER, Shawn;OGAWA, Chikako;DAVIS, Heather;ENDO, Atsushi;HAWKINS, Lynn;ISHIZAKA, Sally

(74) Agent / Attorney
Spruson & Ferguson, GPO Box 3898, Sydney, NSW, 2001, AU

ABSTRACT

Embodiments of the disclosure relate to selectively substituted quinoline compounds that act as antagonists or inhibitors for Toll-like receptors 7 and/or 8, and their use in pharmaceutical compositions effective for treatment of systemic lupus erythematosus (SLE) and lupus nephritis.

Selectively Substituted Quinoline Compounds

CROSS-REFERENCE TO RELATED APPLICATIONS

[0001] This application claims priority to United States provisional patent application no. 61/890,718, filed on October 14, 2013. That application is incorporated by reference herein. The present application is a divisional of AU 2014334554, which is the national phase entry of PCT/US2014/060418, the entire specifications of which are incorporated herein by cross-reference.

BACKGROUND

[0002] Field of the Disclosure

[0003] Embodiments of the disclosure relate to selectively substituted quinoline compounds and pharmaceutical agents comprising one or more of those compounds as active ingredient(s). More particularly, embodiments of the disclosure relate to those compounds that act as an antagonist or inhibitor for Toll-like receptors (TLR) 7 and 8, and their use in a pharmaceutical composition effective for treatment of systemic lupus erythematosus (SLE) and lupus nephritis.

[0004] Description of Related Art

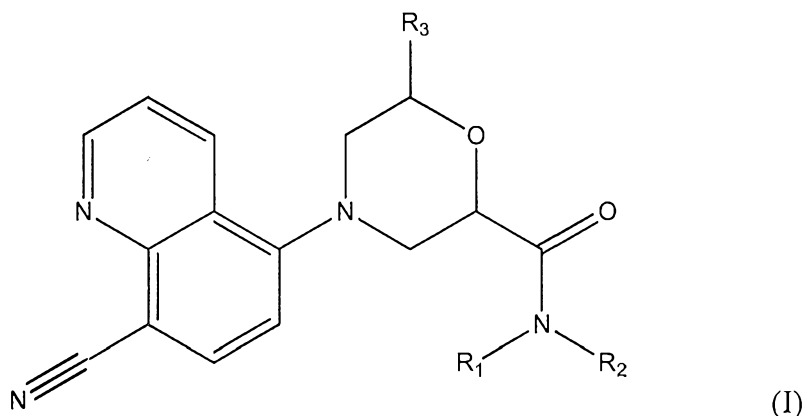
[0005] Systemic lupus erythematosus (SLE) and lupus nephritis are autoimmune diseases characterized by inflammation and tissue damage. For example, SLE may cause damage to the skin, liver, kidneys, joints, lungs, and central nervous system. SLE sufferers may experience general symptoms such as extreme fatigue, painful and swollen joints, unexplained fever, skin rash, and kidney dysfunction. Because organ involvement differs amongst patients, symptoms may vary. SLE is predominantly a disease of younger women, with peak onset between 15-40 years of age and an approximate 10-fold higher prevalence in women vs. men.

[0006] Current treatments for SLE typically involve immunomodulatory drugs such as belimumab, hydroxychloroquine, prednisone, and cyclophosphamide. All of these drugs may have dose-limiting side effects, and many patients still have poorly controlled disease.

[0007]

BRIEF SUMMARY OF THE DISCLOSURE

[0008] Embodiments of the disclosure provide compounds and methods of use for preventing or treating diseases or conditions characterized by Toll-like receptor 7 or 8 activation in patients. One embodiment features a compound of formula (I):



wherein at least one of R_1 and R_2 is H, methyl, or ethyl, and the other is

-H; or the other is

C_1 - C_6 alkyl that is optionally substituted with:

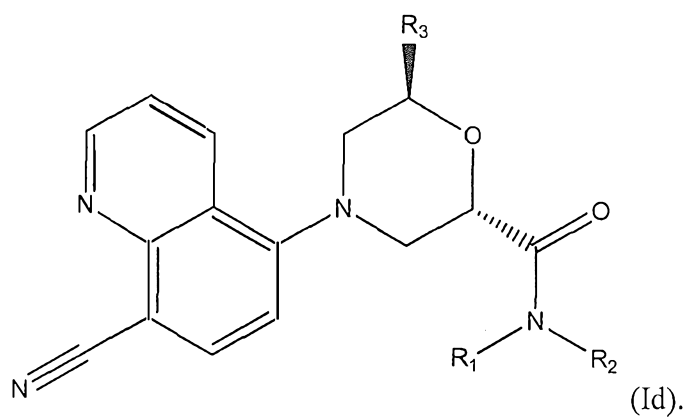
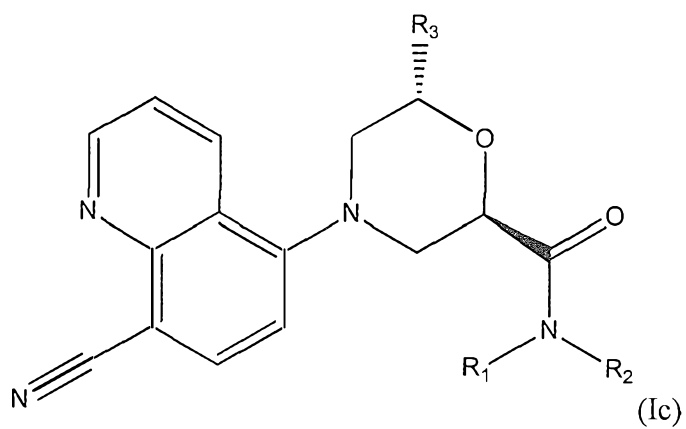
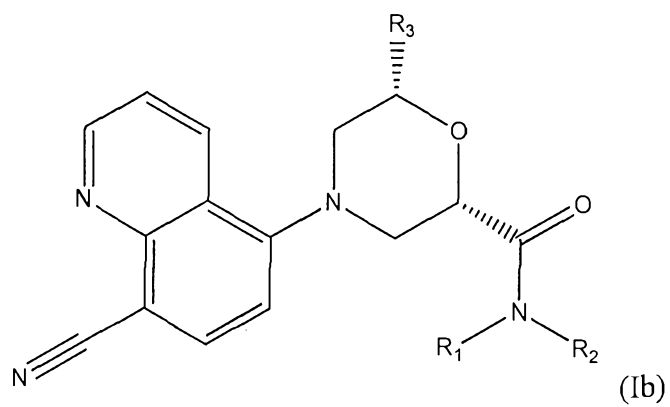
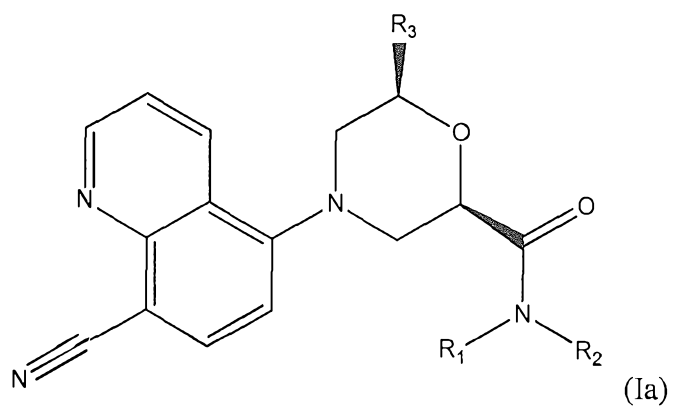
-OH, methoxy, ethoxy, $-OCH(CH_3)_2$, $-O(CH_2)_2CH_3$, phenyl, furanyl, $-O(CH_2)_2OH$, phenoxy, methylthio, -F, $-N(CH_3)_2$, cyano, pyridinyloxy, fluorophenoxy, isochromanyl, phenol, benzylamino, $-NHCH_3$, oxo-, amino, carboxyl, 7-member spiroaminyl, a three to six member cycloalkyl, saturated or unsaturated and optionally including one or more heteroatoms selected from O and N, and optionally substituted at one or more C or N atoms by methyl, cyano, fluoro, methylamino, or trifluoromethyl; or the other is

C_3 - C_7 cycloalkane, saturated or unsaturated, optionally bridged, optionally including one or more heteroatoms selected from O, S, and N, and optionally substituted at one or more C or N atoms by methyl, ethyl, pyridinyl, azetidyl, acetamidyl, carboxamidyl, cyano, fluoro, methylamino, or trifluoromethyl; or

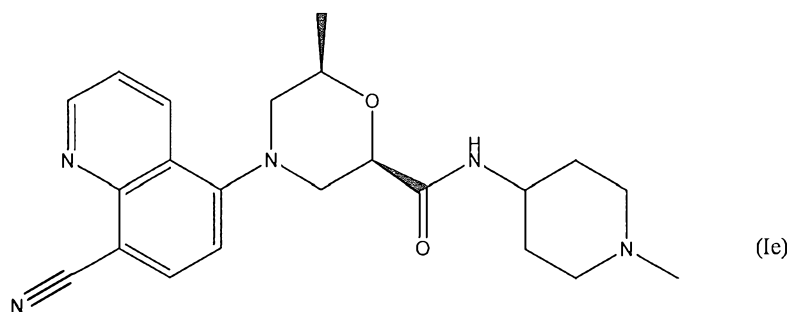
R_1 and R_2 , together with the nitrogen atom to which they are attached, form an 8 to 11 member spirodiamine, an 8 member bicycldiamine, a 7 member spiroxamine, a piperidinyl optionally substituted with ethyl, or a four to six member cycloalkyl, optionally substituted with at least one of carboxamidyl, aminomethyl, methyl, (ethylamino)methyl, (dimethylamino)methyl, dimethylamino, (methylamino)methyl, and amino; and wherein

R_3 is H or methyl.

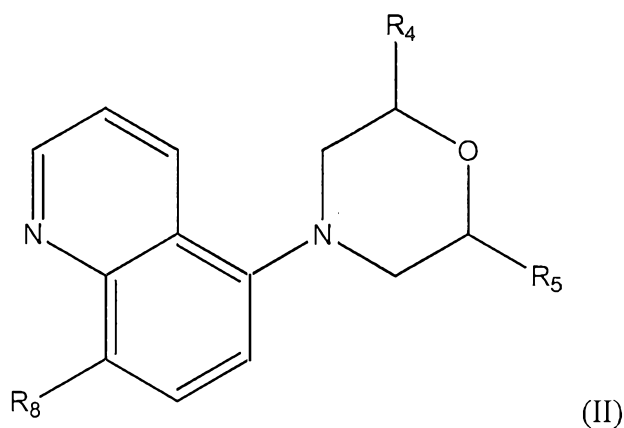
[0008] In a further embodiment the compound is a compound of Formula (I), having the stereochemistry set forth in one of Formula (Ia), (Ib), (Ic), or (Id), having the same substituent options as set forth above for Formula (Ia):



[0009] A further embodiment provides a compound of Formula (Ie) (relative stereochemistry indicated):



[0010] In a further embodiment the compound is a compound of Formula (II):



wherein

R₄ is H or methyl;

R₅ is C₁-C₅ alkyl that is saturated, partially saturated, or unsaturated, and that is optionally substituted with:

-H, -Cl, -F, -OH, -NH₂, oxo-, -N(CH₂CH₃)₂, phenyl, cyclohexyl, phenyltriazolyl, cyclohexyltriazolyl, pyridinyl, pyrrolidinyl,

morpholinyl optionally substituted with methyl or hydroxymethyl,

-O-, substituted with:

C₁-C₆ alkyl, methylphenyl, methylcyclohexyl, pyridinyl, diazinyl, or phenyl optionally substituted with F or methyl,

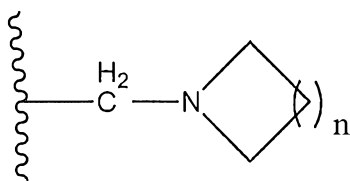
-NH-, substituted with:

C₂-C₇ alkyl that is linear, branched, or cyclic, saturated or unsaturated, and optionally substituted with oxo-, phenyl, methyl, or OH,

pyridinyl optionally substituted with methyl, methoxy, phenyl, or amino,

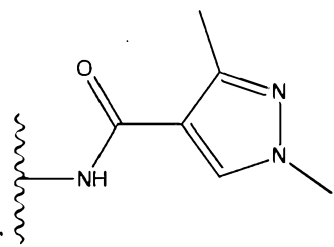
diazinyl optionally substituted with ethyl,

benzoimidazolyl, methylphenyl, phenylpyrazolyl, naphthyridyl,
phenyl optionally substituted with F, methyl, ethyl, or ethoxy,
imidazolidinyl optionally substituted with methyl

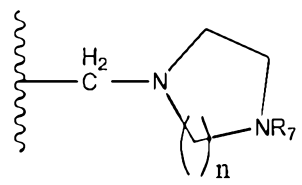
or R_5 is , wherein n is 1-3, and wherein the cyclic amine is optionally substituted with

C_1 - C_3 alkyl optionally substituted with
-OH, -F, phenyl, -NH₂, cyclohexyl, -N(CH₃)₂, -C(O)NH₂,
methylsulfonamidyl, benzenesulfonamidyl, methylbenzenesulfonamidyl, or
pyrrolidinyl optionally substituted with methyl or hydroxyl, or
-NHC(O)R₆, wherein R₆ is

C_1 - C_5 alkyl, phenyl, pyridinyl, fluorophenyl, methylsulfonyl,
fluorobenzenesulfonyl, dimethyl pyrazole sulfonyl, or
pyrazolyl optionally substituted with methyl;
piperidinyl optionally substituted with C(O)CH₃, -C(O)CH₂CH₃, methyl, oxo-,

C(O)Ph, -NH₂, -NH-C(O)CH₃, or ,

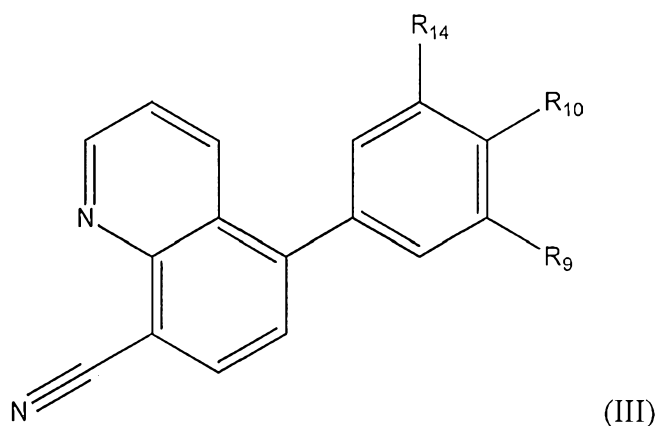
piperazinyl optionally substituted with C(O)OC(CH₃)₃, methyl, -C(O)CH₃, -C(O)Ph,
C(O)CH(CH₃)₂, -C(O)CH₃, or methylsulfonyl; or

R_5 is , where n is 1 or 2, and wherein the cyclic diamine is optionally substituted on at least one carbon atom with

methyl, oxo-, -N(CH₃)₂, amino, -CH₂CH₃, or
piperidinyl optionally substituted with methyl, -C(O)CH₃, -C(O)CH(CH₃)₂, -C(O)Ph,
or C(O)OC(CH₃)₃, and

wherein R₇ is -H, phenyl, -C(O)CH₃, C_1 - C_3 alkyl, -C(O)NH₂, or C(O)Ph; and
R₈ is methoxy or cyano.

[0011] A further embodiment provides a compound of Formula (III):



wherein

R₁₁ is H or methyl;

R₁₀ is H or, when both R₁₄ and R₉ are H, is methyl-1,4'-bipiperidinyl;

R₉ is -H or is -CH₂- substituted by 1,4'-bipiperidinyl, oxo-, hydroxyl, methylpyridinyl, or piperidinyl optionally substituted with hydroxyl, -N(CH₃)₂, or piperidinyl.

[0012] In a further embodiment the compound is selected from rel-(2*R*,6*R*)-4-(8-cyanoquinolin-5-yl)-N-((3*R*,4*S*)-4-fluoropyrrolidin-3-yl)-6-methylmorpholine-2-carboxamide hydrochloride, (2*R*,6*R*)-4-(8-cyanoquinolin-5-yl)-6-methyl-N-(1-methylpiperidin-4-yl)morpholine-2-carboxamide, 5-((2*S*,6*R*)-2-([1,4'-bipiperidin]-1'-ylmethyl)-6-methylmorpholino)quinoline-8-carbonitrile, and 5-((2*R*,7*R*)-2-(hydroxymethyl)-7-methyl-1,4-oxazepan-4-yl)quinoline-8-carbonitrile.

[0013] In a further embodiment the compound or pharmaceutically effective salt thereof of the preceding paragraph has an IC₅₀ less than or equal to 20 nM against human TLR7 receptors expressed in a HEK-293 cell line. In a further embodiment the compound or pharmaceutically effective salt thereof of the preceding paragraph of this disclosure has an IC₅₀ less than or equal to 100 nM against human TLR7 receptors expressed in a HEK-293 cell line. In a further embodiment the IC₅₀ against human TLR7 receptors expressed in a HEK-293 cell line is measured by (1) plating cells of the HEK-293 cell line stably expressing TLR7 in Dulbecco's modified Eagle's medium containing 10 % fetal bovine serum at a density of 2.22X10⁵ cells/ml into a 384-well plate and incubating for 2 days at 37 °C, 5 % CO₂; (2) adding the compound or pharmaceutically acceptable salt thereof and incubating the cells for 30 minutes; (3) adding CL097 (InvivoGen) at 3ug/ml and incubating the cells for approximately 20 hours; and (4) quantifying NF-kappaB dependent reporter activation by measuring luminescence.

[0014] In further embodiments of the disclosure, compounds have an IC₅₀ against human TLR7 receptors expressed in a HEK-293 cell line less than or equal to 200 nM, less than or equal to 180 nM, less than or equal to 160 nM, less than or equal to 140 nM, less than or equal to 120 nM, less than or equal to 100 nM, less than or equal to 80 nM, less than or equal to 60 nM, less than or equal to 40 nM, or less than or equal to 20 nM. In further embodiments of the disclosure, compounds have an IC₅₀ against human TLR7 receptors expressed in a HEK-293 cell line from 10 nM to 30 nM, from 10 nM to 50 nM, from 10 nM to 100 nM, from 30 nM to 50 nM, from 30 nM to 100 nM, or from 50 nM to 100 nM. In further embodiments the IC₅₀ against human TLR7 receptors expressed in a HEK-293 cell line is measured by (1) plating cells of the HEK-293 cell line stably expressing TLR7 in Dulbecco's modified Eagle's medium containing 10 % fetal bovine serum at a density of 2.22X10⁵ cells/ml into a 384-well plate and incubating for 2 days at 37 °C, 5 % CO₂; (2) adding the compound or pharmaceutically acceptable salt thereof and incubating the cells for 30 minutes; (3) adding CL097 (InvivoGen) at 3ug/ml and incubating the cells for approximately 20 hours; and (4) quantifying NF-kappaB dependent reporter activation by measuring luminescence.

[0015] Further embodiments provide methods for treatment of lupus, including but not limited to treatment of systemic lupus erythematosus, cutaneous lupus, neuropsychiatric lupus, fetal heart block, and antiphospholipid syndrome, including administering a pharmaceutically effective amount of a compound or pharmaceutically acceptable salt of the disclosure.

[0016] Further embodiments provide methods for antagonizing TLR7, including administering a pharmaceutically effective amount of a compound or pharmaceutically acceptable salt of the disclosure.

[0017] Further embodiments provide methods for antagonizing TLR8, including administering a pharmaceutically effective amount of a compound or pharmaceutically acceptable salt of the disclosure.

[0018] Further embodiments provide pharmaceutical compositions comprising at least one compound or pharmaceutically acceptable salt of the disclosure and at least one pharmaceutically acceptable carrier.

[0019] Further embodiments provide methods for treatment of systemic lupus erythematosus or lupus, including administering a pharmaceutically effective amount of a compound or pharmaceutically acceptable salt of the disclosure.

[0020] Further embodiments provide methods for antagonizing TLR7, including administering a pharmaceutically effective amount of a compound or pharmaceutically acceptable salt of the disclosure.

[0021] Further embodiments provide methods for antagonizing TLR8, including administering a pharmaceutically effective amount of a compound or pharmaceutically acceptable salt of the disclosure.

[0022] Further embodiments provide pharmaceutical compositions comprising at least one compound or pharmaceutically acceptable salt of the disclosure and at least one pharmaceutically acceptable carrier.

[0023] The term "optionally substituted," as used herein, means that the subject structure may include, but is not required to include, one or more substituents independently selected from lower alkyl, methoxy-, -OH, -NH₂, -CH₂-NH-CH₂, -OCH₂CH₂CH₃, or OCH(CH₃)₂. If the optionally substituted moiety is cyclic, then the optional substitution may be a methyl bridge between two atoms in the ring.

[0024] The symbol "C(O)" as used herein refers to a carbonyl group having the formula C=O.

[0025] Unless otherwise specified, "a" and "an" as used in this disclosure, including the claims, mean "one or more."

[0026] As used herein, "lower alkyl" refers to straight, or, in the case of three- and four-carbon groups, straight, branched, or cyclic saturated hydrocarbons having between one and four carbon atoms.

[0027] As used herein, the term "attached through a nitrogen" when referring to a heterocyclic moiety including nitrogen, means that a point of attachment of the moiety to another structure is through a nitrogen that is part of the heterocycle.

[0028] As used herein, the term "TLR7/8" means "TLR7 and TLR8" or "TLR7 or TLR8" or "TLR7 and/or TLR8." The particular meaning can be understood by a person skilled in the art based upon the context in which "TLR7/8" appears.

[0029] Heterocyclic moieties recited herein include azetidiny, pyrrolidinyl, piperidinyl, methylazetidiny, pyrazolyl, piperazinyl, morpholinyl, thiazolyl, pyrrolopyrrolyl, imidazolidinyl, and isothiazolyl. Where a heterocyclic group is mentioned, unless otherwise indicated it will be understood that the heterocyclic atom(s) in the group may be at any position in the group. It will further be understood that imidazolyl, pyrazolyl, thiazolyl, and pyrrolyl may be unsaturated or partially unsaturated. An embodiment of the disclosure may include a pharmaceutical composition that includes one or more compounds of the disclosure

with a pharmaceutically acceptable excipient. These pharmaceutical compositions may be used to treat or prevent a disease or condition characterized by TLR7/8 activation in a patient, typically a human patient, who has or is predisposed to have such a condition or disease. Examples of diseases or conditions characterized by TLR7/8 activation include systemic lupus erythematosus (SLE) and lupus nephritis.

[0030] As used herein, “effective amount” of a compound of an embodiment of the disclosure is effective amount of the above-identified compounds in an amount sufficient to treat or prevent SLE and lupus nephritis.

[0031] Embodiments presented herein may include asymmetric or chiral centers. Embodiments include the various stereoisomers and mixtures thereof. Individual stereoisomers of compounds of embodiments of the disclosure may be prepared synthetically from commercially available starting materials that contain asymmetric or chiral centers, or by preparation of mixtures of enantiomeric compounds followed by resolution of those compounds. Suitable methods of resolution include attachment of a racemic mixture of enantiomers, designated (+/-), to a chiral auxiliary, separation of the resulting diastereomer by chromatography or recrystallization and separation of the optically pure product from the auxiliary; or direct separation of the mixture of optical enantiomers on chiral chromatographic columns.

[0032] Embodiments of the disclosure also include a pharmaceutical composition including any compound of the disclosure as well as a pharmaceutically acceptable excipient. The pharmaceutical compositions can be used to treat or prevent SLE and lupus nephritis. Therefore, embodiments of the disclosure may also feature a method for treating or preventing SLE or lupus nephritis in a human patient having or predisposed to having lupus nephritis or SLE.

[0033] Embodiments of the disclosure include pharmaceutically acceptable salts of the compounds presented herein. The term “pharmaceutically acceptable salt” refers to those salts that are, within the scope of sound medical judgment, suitable for use in contact with the tissues of humans and animals without undue toxicity, irritation, or allergic response. Pharmaceutically acceptable salts are well known in the art. For example, S. M. Berge, et al., describes pharmaceutically acceptable salts in detail in *J. Pharmaceutical Sciences* 66:1-19, 1977. Salts can be prepared in situ during final isolation and purification of a compound or separately by reacting a free base group with a suitable organic acid. Representative acid addition salts include acetate, adipate, alginate, ascorbate, aspartate, benzenesulfonate, benzoate, bisulfate, borate, butyrate, camphorate, camphersulfonate, citrate,

cyclopentanepropionate, digluconate, dodecylsulfate, ethanesulfonate, fumarate, glucoheptonate, glycerophosphate, hemisulfate, heptonate, hexanoate, hydrobromide, hydrochloride, hydroiodide, 2-hydroxy-ethanesulfonate, lactobionate, lactate, laurate, lauryl sulfate, malate, maleate, monomaleate, malonate, methanesulfonate, 2-naphthalenesulfonate, nicotinate, nitrate, oleate, oxalate, palmitate, pamoate, pectinate, persulfate, 3-phenylpropionate, phosphate, picrate, pivalate, propionate, stearate, succinate, sulfate, tartrate, thiocyanate, toluenesulfonate, trifluoroacetate, undecanoate, valerate salts, and the like. Representative alkali or alkaline earth metal salts include sodium, lithium, potassium, calcium, magnesium and the like, as well as nontoxic ammonium, quaternary ammonium, and amine cations, including, but not limited to ammonium, tetramethylammonium, tetraethylammonium, methylamine, dimethylamine, trimethylamine, triethylamine, ethylamine, and the like.

[0034] The term "pharmaceutically acceptable ester," as used herein, represents esters that hydrolyze in vivo and include those that break down readily in the human body to leave the parent compound or a salt thereof. Suitable ester groups include, for example, those derived from pharmaceutically acceptable aliphatic carboxylic acids, particularly alkanolic, alkenolic, cycloalkanoic, and alkanedioic acids, in which each alkyl or alkenyl group typically has not more than 6 carbon atoms. Examples of particular esters include formates, acetates, propionates, butyates, acrylates, and ethylsuccinates.

[0035] In this application enantiomers are designated by the symbols "*R*" or "*S*" or are drawn by conventional means with a bolded line defining a substituent above the plane of the page in three-dimensional space and a hashed or dashed line defining a substituent beneath the plane of the printed page in three-dimensional space. If no stereochemical designation is made, then the structure definition includes both stereochemical options. If a structure or chemical name includes "REL" or "rel" then that structure is understood to show relative stereochemistry.

BRIEF SUMMARY OF THE FIGURES

[0036] FIG. 1A and FIG. 1B show short-term in vivo suppression of the TLR7 pathway in mouse by compounds ER-899742 and ER-899464. **Figure Legend:** Female BALB/c mice were dosed by oral gavage with Vehicle alone (0.5% aqueous methylcellulose) or compound formulated in Vehicle at 33mg/kg, 100mg/kg or 300mg/kg. At 6, 13 or 24 hours following oral dosing, mice were injected subcutaneously with 15ug R848 to stimulate TLR7. Blood plasma was collected by cardiac puncture, and the IL-6 level at 1.5 hours after TLR7 stimulation was then assessed by standard ELISA procedure. (FIG. 1A).

ER-899742 and ER-899464 were tested side by side in a single experiment. (FIG. 1B) A repeat experiment was done with ER-899742 examining all three doses at all three timepoints.

[0037] FIG. 2A through FIG. 2C show results of testing ER-899742 in the NZBxNZW strain (abbreviated hereafter as NZBWF1/J or NZB/W) lupus disease model. **Figure Legend:** Female NZBWF1/J mice were received at 5 weeks of age, baseline bleeds were performed, and mice were monitored for disease progression by following anti-dsDNA titers. At 27 weeks of age, mice were randomized into groups with equivalent median anti-dsDNA titers and treated at 29 weeks of age with Vehicle (Veh; 0.5% methyl-cellulose) alone or 33, 100, or 300mg/kg once-a-day orally (QD PO). At 46 weeks of age after 17 weeks of treatment mice were bled and tested for anti-dsDNA titers. All mice were sacrificed at 50 weeks of age (21 weeks of compound treatment). (FIG. 2A) Just prior to termination at 50 weeks of age (following 21 weeks of treatment), urine was collected from individual mice, and the Urinary Albumin Creatinine Ratio (UACR, proteinuria) was determined for each animal as an indirect measure of kidney function. (FIG. 2B) Timecourse of mortality observed in this study for the highest and lowest dose groups. No mortality was seen with compound treatment. Further, no mortality was observed in the middle dose group (not shown). (FIG. 2C) Impact of treatment on anti-dsDNA titers after 17 weeks of dosing, at 46 weeks of age. No statistically significant effect was observed.

[0038] FIG. 3A through FIG. 3E show results of testing compound ER-899742 in the Pristane: DBA/1 strain lupus disease model. **Figure Legend:** Female DBA/1 mice at 9 weeks of age were given an intraperitoneal injection of 0.5ml pristane or PBS. At 9 weeks post-pristane animals were bled for auto-antibody titers. Once-a-day oral dosing with Vehicle (Veh; 0.5% methyl-cellulose) or 33 mg/kg, 100 mg/kg, or 300 mg/kg of ER-899742 was begun 10 weeks after pristane injection and continued for 13 weeks of treatment. Mice were euthanized after 13 weeks of compound treatment, and anti-dsDNA (FIG. 3A), anti-Sm/nRNP (FIG. 3B), anti-histone (FIG. 3C) and anti-RiboP (FIG. 3D) titers were measured in blood plasma samples by ELISA (statistical significance of treatment versus vehicle determined by ANOVA with Dunnett's post-test). (FIG. 3E) The expression of IFN-regulated genes in whole blood was measured by a qPCR panel after 13 weeks of treatment with 300 mg/kg of ER-899742, and an IFN gene signature score was calculated (see Pharmacology Materials and Methods section for details regarding IFN score calculation). The table shows the full list of genes significantly upregulated by pristane treatment vs. PBS controls. When interferon scores were calculated, no significant difference was seen

between treated and vehicle-treated animals. However six genes were significantly reduced by compound treatment vs. vehicle treatment (Student's t-test) and are marked in the table.

[0039] FIG. 4A through FIG. 4C show results of testing ER-899464 in the NZB/W disease model in the same experiment as FIG. 2A. **Figure Legend:** (FIG. 4A) Just prior to termination at 50 weeks of age (following 21 weeks of treatment), urine was collected from individual mice, and the Urinary Albumin Creatinine Ratio (UACR, proteinuria) was determined for each animal as an indirect measure of kidney function. (FIG. 4B) Summary of mortality observed in this study for the highest and lowest dose groups. No mortality was seen in the middle dose group (not shown). (FIG. 5C) Impact of treatment on anti-dsDNA titers after 17 weeks of dosing, at 46 weeks of age. No statistically significant effect was observed.

[0040] FIG. 5A through FIG. 5D show results of testing ER-899464 in the Pristane disease model in the same experiment as that shown in FIG. 3A through FIG. 3E. **Figure Legend:** Mice were euthanized after 13 weeks of compound treatment, and anti-dsDNA (FIG. 5A), anti-Sm/nRNP (FIG. 5B), anti-histone (FIG. 5C), and anti-RiboP (FIG. 5D) titers were measured in blood plasma samples by ELISA (statistical significance of treatment versus vehicle determined by ANOVA with Dunnett's post-test). As was done for ER-899742, interferon-driven gene expression was tested, but none of the disease up-regulated genes shown in FIG. 3B were affected by treatment with ER-899464.

[0041] FIG. 6 shows structures and corresponding chemical names according to various embodiments presented herein. "ER-Number" is a reference number assigned to each compound. Where available, activity against a HEK cell line stably expressing human TLR7, activity against a HEK cell line stably expressing human TLR9, 1H NMR data, and mass spectrometry data are also included.

[0042] FIG. 7A through FIG. 7G show the effect of dosing with ER-899742 in Pristane-induced disease in DBA/1J mice. **Figure Legend:** Female DBA/1 mice at 9 weeks of age were given an intraperitoneal injection of 0.5ml pristane or PBS. At 10 weeks post-pristane animals were bled for auto-antibody titers. Once-a-day oral dosing with Vehicle (Veh; 0.5% methyl-cellulose) or 33 mg/kg, or 300 mg/kg of ER-899742 was begun 11 weeks after pristane injection and continued for 14 weeks of treatment. Mice were euthanized after 14 weeks of compound treatment, and anti-dsDNA (FIG. 7A), anti-RiboP (FIG. 7B), anti-Sm/nRNP (FIG. 7C), and anti-histone (FIG. 7D) titers were measured in blood plasma samples by ELISA (statistical significance of treatment versus vehicle determined by ANOVA with Dunnett's post-test). The same plasma was used to measure total IgG titers by

ELISA at the end of dosing (FIG. 7E). Control of autoantibody against dsDNA and RiboP was seen in the presence of minimal changes in overall IgG level. Pristane-treated mice in this experiment developed arthritis, with swollen joints in the rear paws. Arthritis scores were assigned according to severity, each paw was scored on a scale of 0-4 based on signs of swelling and inflammation. Scores were summed for the two hind paws assessed on each animal, and graphed in FIG. 7F with statistical assessment as for ELISA titers above. Dose-dependent statistically significant suppression was observed. When interferon scores were calculated, no significant difference was seen between treated and vehicle-treated animals. However FIG. 7G demonstrates the downregulation of five out of 28 disease-related interferon-modulated genes upon treatment with ER-899742.

[0043] FIG. 8 contains the result of treating for a month with ER-899742 in Pristane-induced disease in DBA/1J mice with advanced disease, after development of high levels of autoantibody. **Figure Legend:** DBA/1J mice were injected i.p. with pristane at 10 weeks of age. Three months later anti-RiboP and anti-dsDNA titers were taken, and animals randomized into groups with matching mean titers. Groups were sacrificed after one, two or four weeks of oral dosing with ER-899742, and RiboP titers measured in serum. FIG. 8 demonstrates no statistically significant reversal of anti-RiboP or DNA titers after 28 days of dosing, although dosing was associated with lack of increase in titers.

[0044] FIG.. 9 is an ORTEP plot of the crystal structure of ER-899742 as a HCl salt.

DETAILED DESCRIPTION OF THE DISCLOSURE

[0045] I. TLRs and Lupus

[0046] In addition to their role as innate immune receptors capable of detecting exogenous (“non-self”) pathogen-associated molecular patterns (PAMPs i.e., bacterial LPS detection by TLR4), mammalian Toll-like receptors (TLRs) are also capable of recognizing endogenous stimuli (DAMPs) released following host tissue damage or stress. Kono, H. and K.L. Rock, *How dying cells alert the immune system to danger*. Nat Rev Immunol, 2008. 8(4): p. 279-89. In the last decade an appreciation for the link between TLR activation by endogenous (“self”) danger-associated molecular patterns (DAMPs) and the etiology of autoimmune disorders has emerged. Specifically, TLR7 can be activated by single-stranded RNA (ssRNA) derived from both mammalian and viral sources, whereas TLR9 can be activated by DNA derived from mammalian, viral, and bacterial sources.

[0047] Lupus is characterized by auto-antibodies reactive against double-stranded DNA (dsDNA) itself and associated proteins (histones) as well as against a broad array of

RNA-associated proteins such as Ro, La, Smith (Sm), and U1 snRNP. Kirou, K.A., et al., *Activation of the interferon-alpha pathway identifies a subgroup of systemic lupus erythematosus patients with distinct serologic features and active disease*. Arthritis Rheum, 2005. **52**(5): p. 1491-503. A second common hallmark of lupus, which was shown to correlate directly with disease severity, is dysregulated expression of type-1 interferons (IFNs), in particular IFN α , and the corresponding elevation of a large panel of IFN α -regulated genes in lupus patients' PBMC (the so called "type-1 IFN gene signature"). Kirou, K.A., et al., *supra*. A major source of IFN in the blood is a specialized immunocyte called a plasmacytoid dendritic cell (pDC), which constitutively expresses both TLR7 and TLR9.

[0048] A causal relationship between these two disease characteristics, auto-antibodies and IFN levels, was postulated when a number of research groups collectively demonstrated that antibody complexes isolated from lupus patients but not from healthy donors are capable of driving IFN production by pDC in a TLR7/9- and RNA/DNA-dependent manner. Means, T.K., et al., *Human lupus autoantibody-DNA complexes activate DCs through cooperation of CD32 and TLR9*. J Clin Invest, 2005. **115**(2): p. 407-17; Vollmer, J., et al., *Immune stimulation mediated by autoantigen binding sites within small nuclear RNAs involves Toll-like receptors 7 and 8*. J Exp Med, 2005. **202**(11): p. 1575-85; Savarese, E., et al., *U1 small nuclear ribonucleoprotein immune complexes induce type I interferon in plasmacytoid dendritic cells through TLR7*. Blood, 2006. **107**(8): p. 3229-34. Moreover, IFN stimulates increased TLR7/9 expression on B-cells, thereby enhancing TLR/BCR (B-cell receptor) activation of auto-reactive B-cells to differentiate to antibody-producing plasma cells. Banchereau, J. and V. Pascual, *Type I interferon in systemic lupus erythematosus and other autoimmune diseases*. Immunity, 2006. **25**(3): p. 383-92; In this fashion, levels of auto-antibody complexes containing nucleic acid TLR7/9 ligands drive the pro-inflammatory cycle and lupus disease progression. We believe it is likely that pharmacological antagonism of TLR7/8 will offer therapeutic benefit to lupus patients by disrupting this pro-inflammatory cycle, decreasing IFN levels, and dampening the autoimmune disease process mediated by pDC and B-cells.

[0049] Several other lines of evidence suggest a role for TLR7 in human lupus etiology and support the notion that TLR receptors are valid targets for disease intervention. Specific polymorphisms in the 3' UTR of TLR7 have been identified and shown to correlate with both elevated TLR7 expression and enhanced IFN gene signature. Shen, N., et al., *Sex-specific association of X-linked Toll-like receptor 7 (TLR7) with male systemic lupus erythematosus*. Proc Natl Acad Sci U S A, 2010. **107**(36): p. 15838-43. Deng, Y. et al.,

MicroRNA-3148 modulates allelic expression of toll-like receptor 7 variant associated with systemic lupus erythematosus. PLOS Genetics, 2013. e1003336. In addition, lupus standard-of-care (SOC) anti-malarial drugs such as chloroquine disrupt endosomal TLR7/9 signaling and inhibit PBMC and/or pDC IFN α production induced by ssRNA-ribonucleoprotein complexes or lupus patient serum. Moreover, myeloid DC and monocytes produce IL-12p40, TNF α , and IL-6 following self-RNA/TLR8 signaling, suggesting the additional contribution of TLR8-dependent pro-inflammatory cytokines to human lupus etiology in addition to TLR7-driven IFN by pDC. Vollmer, *supra*; Gorden, K.B., et al., *Synthetic TLR agonists reveal functional differences between human TLR7 and TLR8.* J Immunol, 2005. **174**(3): p. 1259-68.

[0050] Mouse model evidence also exists for the role of TLR in lupus. Published studies have collectively demonstrated that both single TLR7 or dual TLR7/9 gene deletion or dual TLR7/9 pharmacologic inhibition reduces disease severity in four distinct lupus models. Nickerson, K.M., et al., *TLR9 regulates TLR7- and MyD88-dependent autoantibody production and disease in a murine model of lupus.* J Immunol, 2010. **184**(4): p. 1840-8; Fairhurst, A.M., et al., *Yaa autoimmune phenotypes are conferred by overexpression of TLR7.* Eur J Immunol, 2008. **38**(7): p. 1971-8; Deane, J.A., et al., *Control of toll-like receptor 7 expression is essential to restrict autoimmunity and dendritic cell proliferation.* Immunity, 2007. **27**(5): p. 801-10; Savarese, E., et al., *Requirement of Toll-like receptor 7 for pristane-induced production of autoantibodies and development of murine lupus nephritis.* Arthritis Rheum, 2008. **58**(4): p. 1107-15. Highlighting the role of TLR7 as a critical determinant of autoimmunity, transgenic overexpression of TLR7 alone leads to spontaneous anti-RNA auto-reactivity and nephritis in the normally disease-resistant C57BL/6 strain. Deane, *supra*.

[0051] From a safety perspective, there are no reports that TLR7, 8, or 9-single or 7/8- and 7/9-dual gene deficient mice are immune-compromised to the extent that infection by opportunistic pathogens is observed. Likewise, SOC anti-malarials are thought to be largely safe and effective for long-term use in humans to control lupus disease flare at doses predicted to at least partially inhibit TLR7/9 signaling. Lafyatis, R., M. York, and A. Marshak-Rothstein, *Antimalarial agents: closing the gate on Toll-like receptors?* Arthritis Rheum, 2006. **54**(10): p. 3068-70; Costedoat-Chalumeau, N., et al., *Low blood concentration of hydroxychloroquine is a marker for and predictor of disease exacerbations in patients with systemic lupus erythematosus.* Arthritis Rheum, 2006. **54**(10): p. 3284-90. In fact, save for increased susceptibility to Gram-positive bacterial infections in childhood and to a lesser extent in adulthood, humans with highly compromised TLR and IL-1R signaling pathways

(MyD88- or IRAK-4-deficiency) are nonetheless healthy and maintain sufficient host defense mechanisms. Casanova, J.L., L. Abel, and L. Quintana-Murci, *Human TLRs and IL-1Rs in Host Defense: Natural Insights from Evolutionary, Epidemiological, and Clinical Genetics*. Annu Rev Immunol, 2010.

[0052] Based on this and other information, we believe that TLR7 in particular is a well-validated target in the context of mouse pre-clinical SLE models. Both genetic and functional human studies support the hypothesis that antagonism of the TLR7 and/or TLR8 pathways will afford therapeutic benefit to lupus patients. Moreover, both mouse TLR gene deletion studies and the long-term use of anti-malarials in humans suggest that pharmacological TLR7, 8 and/or 9 suppression can be undertaken without significantly compromising host defense.

[0053] A compound that suppresses TLR7, TLR8, or both TLR7 and TLR8 may therefore be expected to act as a therapeutic or prophylactic agent for SLE or lupus nephritis.

[0054] The present inventors have found compounds that suppress TLR 7 and/or 8 and are therefore expected to have a prophylactic or therapeutic effect on SLE or lupus nephritis. Compounds and methods of the disclosure are described herein.

[0055] II. Therapeutic Use

[0056] Dosage levels of active ingredients in the pharmaceutical compositions of the disclosure may be varied to obtain an amount of the active compound(s) that achieves the desired therapeutic response for a particular patient, composition, and mode of administration. The selected dosage level depends upon the activity of the particular compound, the route of administration, the severity of the condition being treated, and the condition and prior medical history of the patient being treated. Doses are determined for each particular case using standard methods in accordance with factors unique to the patient, including age, weight, general state of health, and other factors that can influence the efficacy of the compound(s) of the disclosure. In general, in the case of oral administration, the compound according to the present disclosure or a pharmaceutically acceptable salt thereof is administered at a dose of approximately 30 μ g to 100 μ g, a dose of 30 μ g to 500 μ g, a dose of 30 μ g to 10 g, a dose of 100 μ g to 5 g, or a dose of 100 μ g to 1 g per adult per day. In the case of administration via injection, it is administered at a dose of approximately 30 μ g to 1 g, a dose of 100 μ g to 500 mg, or a dose of 100 μ g to 300 mg per adult per day. In both cases, a dose is administered once or divided over several administrations. Dosage may be simulated, for example, using the Simcyp® program.

[0057] It is not intended that the administration of a compound of the disclosure to a mammal, including humans, be limited to a particular mode of administration, dosage, or frequency of dosing. The present disclosure contemplates all modes of administration, including oral, intraperitoneal, intramuscular, intravenous, intraarticular, intralesional, subcutaneous, or any other route sufficient to provide a dose adequate to prevent or treat SLE or lupus nephritis. One or more compounds of the disclosure may be administered to a mammal in a single dose or multiple doses. When multiple doses are administered, the doses may be separated from one another by, for example, several hours, one day, one week, one month, or one year. It is to be understood that, for any particular subject, specific dosage regimes should be adjusted over time according to the individual need and the professional judgment of the person administering or supervising the administration of a pharmaceutical composition that includes a compound of the disclosure.

[0058] For clinical applications, a compound of the present disclosure may generally be administered intravenously, subcutaneously, intramuscularly, colonically, nasally, intraperitoneally, rectally, buccally, or orally. Compositions containing at least one compound of the disclosure that is suitable for use in human or veterinary medicine may be presented in forms permitting administration by a suitable route. These compositions may be prepared according to the customary methods, using one or more pharmaceutically acceptable adjuvants or excipients. The adjuvants comprise, inter alia, diluents, sterile aqueous media, and various non-toxic organic solvents. Acceptable carriers or diluents for therapeutic use are well known in the pharmaceutical field, and are described, for example, in Remington: The Science and Practice of Pharmacy (20th ed.), ed. A. R. Gennaro, Lippincott Williams & Wilkins, 2000, Philadelphia, and Encyclopedia of Pharmaceutical Technology, eds. J. Swarbrick and J. C. Boylan, 1988, 1999, Marcel Dekker, New York. The compositions may be presented in the form of tablets, pills, granules, powders, aqueous solutions or suspensions, injectable solutions, elixirs, or syrups, and the compositions may optionally contain one or more agents chosen from the group comprising sweeteners, flavorings, colorings, and stabilizers to obtain pharmaceutically acceptable preparations.

[0059] The choice of vehicle and the content of active substance in the vehicle are generally determined in accordance with the solubility and chemical properties of the product, the particular mode of administration, and the provisions to be observed in pharmaceutical practice. For example, excipients such as lactose, sodium citrate, calcium carbonate, and dicalcium phosphate and disintegrating agents such as starch, alginic acids, and certain complex silicates combined with lubricants (e.g., magnesium stearate, sodium

lauryl sulfate, and talc) may be used for preparing tablets. To prepare a capsule, it is advantageous to use lactose and high molecular weight polyethylene glycols. When aqueous suspensions are used, they may contain emulsifying agents that facilitate suspension. Diluents such as sucrose, ethanol, polyethylene glycol, propylene glycol, glycerol, chloroform, or mixtures thereof may also be used.

[0060] For parenteral administration, emulsions, suspensions, or solutions of the compositions of the disclosure in vegetable oil (e.g., sesame oil, groundnut oil, or olive oil), aqueous-organic solutions (e.g., water and propylene glycol), injectable organic esters (e.g., ethyl oleate), or sterile aqueous solutions of the pharmaceutically acceptable salts are used. The solutions of the salts of the compositions of the disclosure are especially useful for administration by intramuscular or subcutaneous injection. Aqueous solutions that include solutions of the salts in pure distilled water may be used for intravenous administration with the proviso that (i) their pH is adjusted suitably, (ii) they are appropriately buffered and rendered isotonic with a sufficient quantity of glucose or sodium chloride, and (iii) they are sterilized by heating, irradiation, or microfiltration. Suitable compositions containing a compound of the disclosure may be dissolved or suspended in a suitable carrier for use in a nebulizer or a suspension or solution aerosol, or may be absorbed or adsorbed onto a suitable solid carrier for use in a dry powder inhaler. Solid compositions for rectal administration include suppositories formulated in accordance with known methods and containing at least one compound of the disclosure.

[0061] Dosage formulations of a compound of the disclosure to be used for therapeutic administration should be sterile. Sterility is readily accomplished by filtration through sterile membranes (e.g., 0.2 micron membranes) or by other conventional methods. Formulations typically are stored in lyophilized form or as an aqueous solution. The pH of the compositions of this disclosure in some embodiments, for example, may be between 3 and 11, may be between 5 and 9, or may be between 7 and 8, inclusive.

[0062] While one route of administration is by oral dosage administration, other methods of administration may be used. For example, compositions may be administered subcutaneously, intravenously, intramuscularly, colonically, rectally, nasally, or intraperitoneally in a variety of dosage forms such as suppositories, implanted pellets or small cylinders, aerosols, oral dosage formulations, and topical formulations such as ointments, drops, and dermal patches. Compounds of embodiments of the disclosure may be incorporated into shaped articles such as implants, including but not limited to valves, stents, tubing, and prostheses, which may employ inert materials such as synthetic polymers or

silicones, (e.g., Silastic® compositions, silicone rubber, or other commercially available polymers). Such polymers can include polyvinylpyrrolidone, pyran copolymer, polyhydroxypropyl-methacrylamide-phenol, polyhydroxyethyl-aspartamide-phenol, or polyethyleneoxide-polylysine substituted with palmitoyl residues. Furthermore, a compound of the disclosure may be coupled to a class of biodegradable polymers useful in achieving controlled release of a drug, for example polylactic acid, polyglycolic acid, copolymers of polylactic and polyglycolic acid, polyepsilon caprolactone, polyhydroxy butyric acid, polyorthoesters, polyacetals, polydihydropyrans, polycyanoacrylates, and cross linked or amphipathic block copolymers of hydrogels.

[0063] A compound of the disclosure may also be administered in the form of liposome delivery systems, such as small unilamellar vesicles, large unilamellar vesicles, and multilamellar vesicles. Liposomes can be formed from a variety of lipids, such as cholesterol, stearylamine, or phosphatidylcholines. A compound of the disclosure may also be delivered using antibodies, antibody fragments, growth factors, hormones, or other targeting moieties to which the compound molecules are coupled (e.g., see Remington: The Science and Practice of Pharmacy, *vide supra*), including in vivo conjugation to blood components of a compound of an embodiment of the disclosure.

[0064] III. Synthesis

[0065] General and specific synthesis routes are provided that we found useful for preparation of embodiments of the disclosure. Those skilled in the art may recognize that certain variations or modifications of these procedures could also lead to synthesis of compounds according to the disclosure. In some situations the phrase “such as” is used to enumerate various alternatives for more generic compounds or structures. It will be understood that “such as” should not be construed to be limiting, and that its meaning is in accord with “including, for example, but not limited to.”

[0066] Certain conditions were common to specific examples presented below. Microwave heating was done using a Biotage® Emrys Liberator or Initiator microwave reactor. Column chromatography was carried out using Biotage® SP4 flash chromatography system. Solvent removal was carried out using either a Büchii rotary evaporator or a Genevac® centrifugal evaporator. NMR spectra were recorded at 400 MHz on a Varian Unity® spectrometer using deuterated solvents. Chemical shifts are reported relative to residual protonated solvent.

[0067] Thin layer chromatography was performed on Whatman® glass plates precoated with a 0.25 mm layer of silica gel using various ratios of one or more of the following solvents: EtOAc, heptane, dichloromethane or MeOH.

[0068] Analytical LC/MS was performed for many examples on a Waters Acquity™ system using an XBridge™ C18 1.7µm 2.1 × 50mm column. Solvents A and B are Water w/ 0.1% formic acid and Acetonitrile w/ 0.1% formic acid, respectively. 5 minute total method time with 5% B to 99% B over 4 minutes with a flow rate of 0.3 ml/min. Mass spectral data were acquired on a Waters SQD from 100-2000 amu in electrospray positive mode.

[0069] Alternatively, purity and mass confirmation were carried out on a Waters Autopurification system using an XBridge™ C8 3.5µm 4.6 × 50mm column. Solvents A and B are water w/ 0.1% formic acid and acetonitrile w/ 0.1% formic acid, respectively. 6 minute total method time with 10% B to 95% B over 5 minutes with a flow rate of 2.5 ml/min. Mass spectral data were acquired on a Micromass ZQ™ from 130-1000 amu in electrospray positive mode.

[0070] Preparative reverse phase LC/MS was carried out for many examples on a Waters Autopurification system using an XBridge™ C8 5µm, 19 × 100mm column. Solvents A and B are water w/ 0.1% formic acid and Acetonitrile w/ 0.1% formic acid, respectively. 12 minute total method time with 30% B to 95% B over 10 minutes with a flow rate of 20 ml/min. Mass spectral data were acquired on a Micromass ZQ™ from 130-1000 amu in electrospray positive mode.

[0071] Preparative HPLC resolution of racemic compounds was carried out for many examples using one of the following chiral columns: Chiralpak® IA (5 cm × 50 cm or 2 cm × 25 cm), Chiralpak® AD (2 cm × 25 cm) or Chiralcel® OD (2 cm × 25 cm). Enantiomer ratios of purified compounds were determined by HPLC analysis on a 0.45 cm × 25 cm column comprised of the same stationary phase (IA, AD or OD).

[0072] General methods and experimentals for preparing compounds of the present disclosure are set forth below. In certain cases, a particular compound is described by way of example. However, it will be appreciated that in each case a series of compounds of the present disclosure were prepared in accordance with the schemes and experimentals described below. For those compounds where NMR and/or mass spectrometry data are available, the data is presented in FIG. 6.

[0073] The following abbreviations are used herein:

Definitions: The following abbreviations have the indicated meanings:

AcOH: acetic acid

anhyd: anhydrous
aq.: aqueous
Bn: benzyl
Boc: *tert*-butoxycabonyl
CSA: Camphor sulfonic acid
d: day(s)
DAMP: Danger-Associated Molecular Pattern
DBU: 1,8-Diazobicyclo[5.4.0]undec-7-ene
DCE: 1,2-dichloroethane
DCM: dichloromethane
DIPEA: N,N-diisopropylethylamine
DMA: N,N-Dimethylacetamide
DMAP: 4-Dimethylaminopyridine
DMF: N,N-dimethylformamide
DMSO: Dimethyl sulfoxide
dsDNA: double-stranded DNA
EDC: 1-(3-dimethylaminopropyl)-3-ethylcarbodiimide hydrochloride
ee: enantiomeric excess
EtOAc: ethyl acetate
EtOH: ethanol
h: hour(s)
HATU: N,N,N',N'-Tetramethyl-O-(7-azabenzotriazol-1-yl)uronium
hexafluorophosphate
HCl: hydrochloric acid
HCQ: hydroxychloroquine
hep: n-heptane
HEPES: 4-(2-hydroxyethyl)-1-piperazineethanesulfonic acid
HPLC: high performance liquid chromatography
IFN: interferon
IPA: isopropyl alcohol or isopropanol
K₂CO₃: potassium carbonate
MeOH: methanol
MgSO₄: magnesium sulfate (anhydrous)
min: minute(s)

MTBE: methyl *tert*-butyl ether
Na₂CO₃: sodium carbonate
Na₂SO₄: sodium sulfate (anhydrous)
NaBH₄: sodium borohydride
NaCl: sodium chloride
NaH: 60% sodium hydride dispersed in oil
NaHCO₃: sodium bicarbonate
NaOH: sodium hydroxide
NBS: N-bromosuccinimide
NH₄Cl: ammonium chloride
NH₄Cl: ammonium chloride
NH₄OH: ammonium hydroxide
NMP: N-methylpyrrolidone
Ns: Nosyl or o-nitrobenzenesulfonyl
°C: degrees Celsius
PAMP: Pathogen-Associated Molecular Pattern
PBMC: peripheral blood mononuclear cell
PBS: phosphate buffered saline
pDC: plasmacytoid dendritic cell
PhNTf₂: N-phenyltrifluoromethanesulfonimide
qPCR: quantitative polymerase chain reaction
R848: resiquimod
rt: room temperature
sat: saturated
SNAP: BIOTAGE® brand flash chromatography cartridge
SOC: standard-of-care
ssRNA: single-stranded RNA
T3P: Propylphosphonic anhydride
tBuOK: potassium *tert*-butoxide
TEA: triethylamine
TEMPO: 2,2,6,6-Tetramethylpiperidine 1-oxyl
Tf: trifluoromethanesulfonate
TFA: trifluoroacetic acid
THF: tetrahydrofuran

TLDA: Taqman® Low Density Array

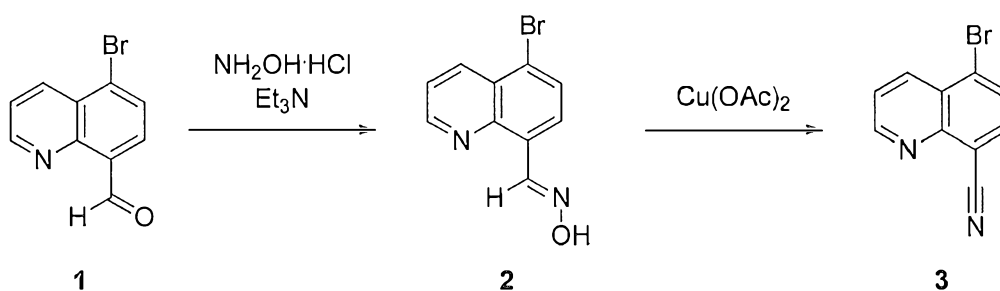
TLR: Toll-like receptor

TSA: p-toluenesulfonic acid

[0074] **General Synthetic Methods:**

[0075] Compounds were made according to the general synthetic methods shown in Schemes 1 - 31:

[0076] **Scheme 1**



[0077]

[0078] The preparation of several of the examples use key intermediate **3**, which is can be prepared according to the route depicted in **Scheme 1**. The commercially available 5-bromoquinoline-8-carbaldehyde **1** (Frédéric de Montigny, Gilles Argouarch, Claude Lapinte, "New Route to Unsymmetrical 9,10-Disubstituted Ethynylantracene Derivatives," *Synthesis*, **2006**, 293-298.) is treated with hydroxylamine hydrochloride to provide the oxime **2**. **2** is subsequently converted to the corresponding nitrile **3** in the presence of catalytic amount of copper acetate to provide one of the key intermediates reported herein. Intermediate **3** is used for the generation of compounds reported herein by the displacement of the 5-position of 5-bromoquinoline-8-carbaldehyde with appropriate aromatic, heteroaromatic and saturated heterocyclic compounds such as piperidines, piperazines and morpholines using appropriate conditions described in detail below.

[0079] An alternative method for the generation of the key intermediate **3** is shown in **Scheme 2** wherein triethylamine for the first step of the synthesis is replaced with sodium acetate.

[0080] **Scheme 2**



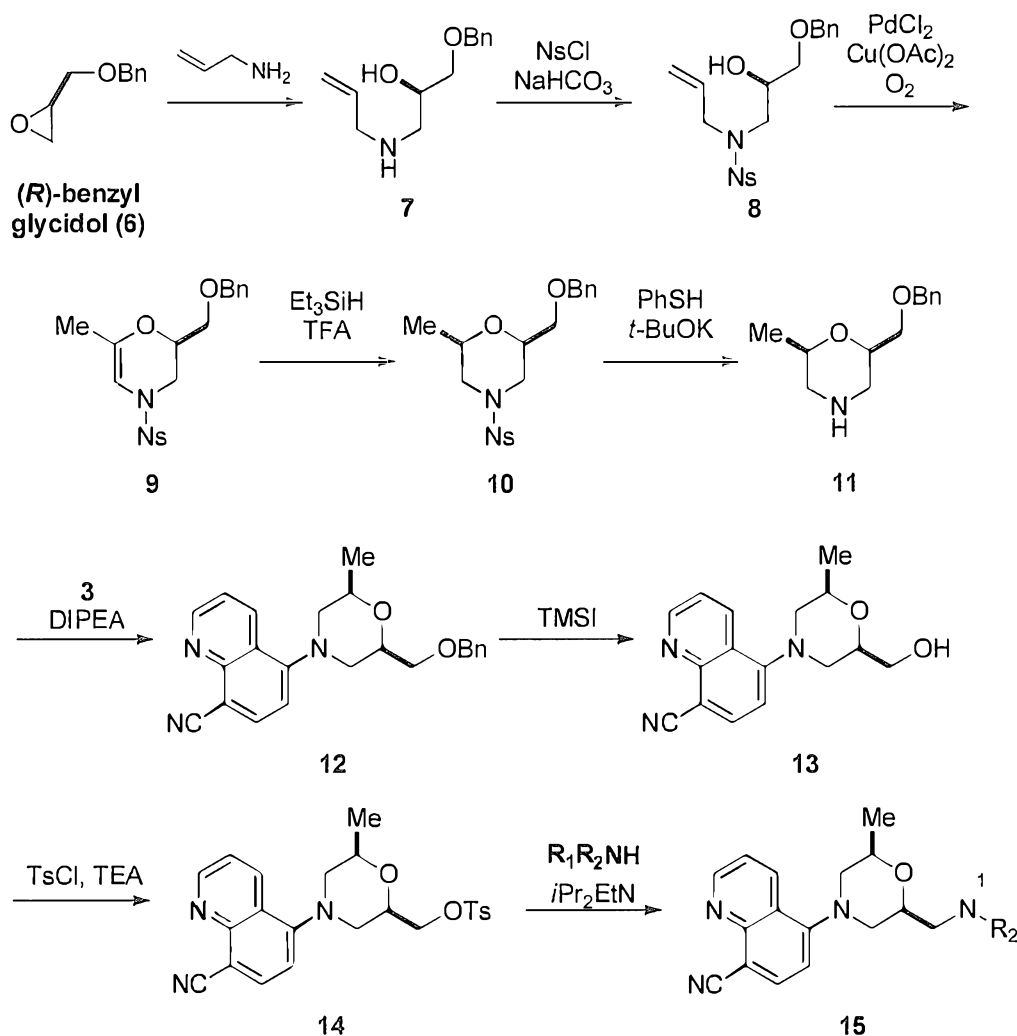
[0082]

[0083]



[0085]

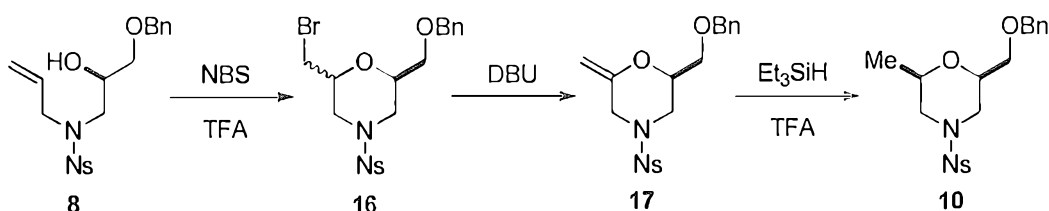
[0086] Scheme 4



[0087]

[0088] An alternative method for the preparation of general structure **10** is depicted in Scheme 5. Radical cyclization of the protected alcohol **8** can be obtained by treatment with N-bromosuccinimide to provide **16**. Elimination of the bromo-group using base provides the enol **17**, which is then reduced with a silane to provide intermediate **10**.

[0089] Scheme 5

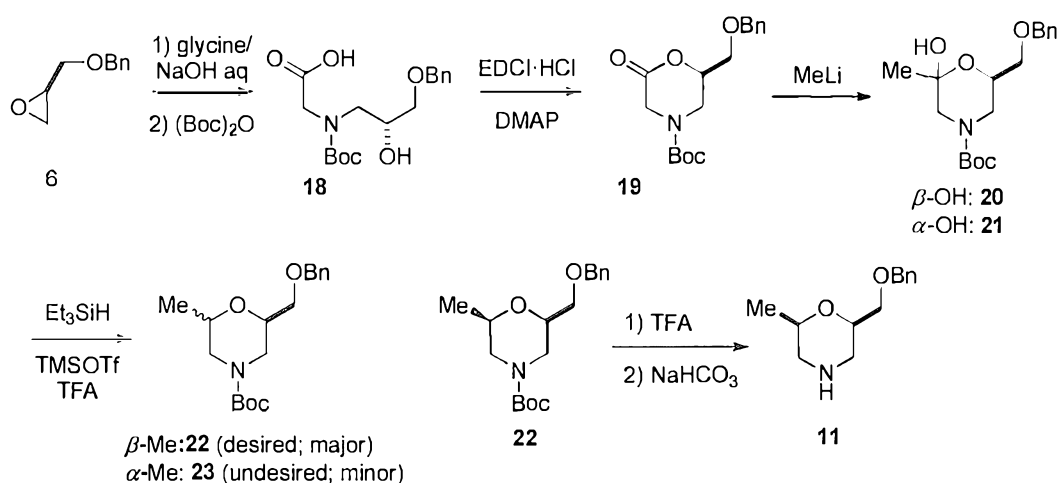


[0090]

[0091] An alternative method for the preparation of general structure **11** is depicted in Scheme 6. Starting with the chiral epoxy starting material **6**, one forms the alcohol **18** after protection of the secondary amine with a Boc-protecting group. Lactonation using water

soluble DCC provides **19** which then can be subjected to alkylation using an alkyl lithium, such as methyl lithium to form a mixture of ketals, **20** and **21**. The ketal mixture is subsequently reduced to form a diastereomeric mixture of morpholine compounds **22** (being the desired diastereomer isomer) and **23** which can be easily separated by silica gel column chromatography. The ratio of the methyl morpholine mixture was found to be from 4:1 to 9:1 in favor of structure **22**. X-ray crystal structures were obtained of subsequent, advanced compounds to confirm the absolute stereochemistry of compound **22**. Compound **22** is easily converted to **11** by deprotection with acid such as TFA followed by neutralization with a base.

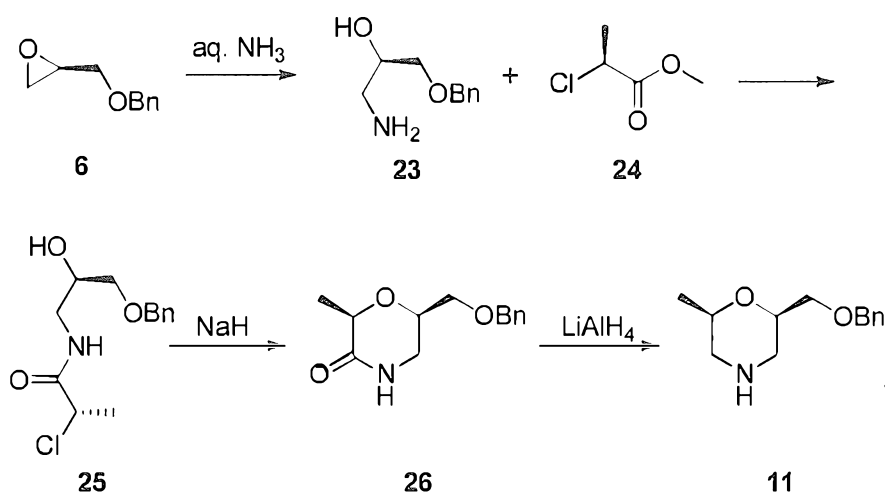
[0092] **Scheme 6**



[0093]

[0094] A third method for the preparation of key intermediate **11** is shown in **Scheme 7**. The commercially available protected epoxide **6** is condensed with aqueous ammonia to provide the amino alcohol **23** which in turn is condensed with the chiral chloropropionate **24** to form the enantiomerically pure amide **25**. Ether formation using a strong base such as sodium hydride provides lactam **26**, which can be converted to intermediate **11** by amide reduction to the cyclic amine.

[0095] **Scheme 7**



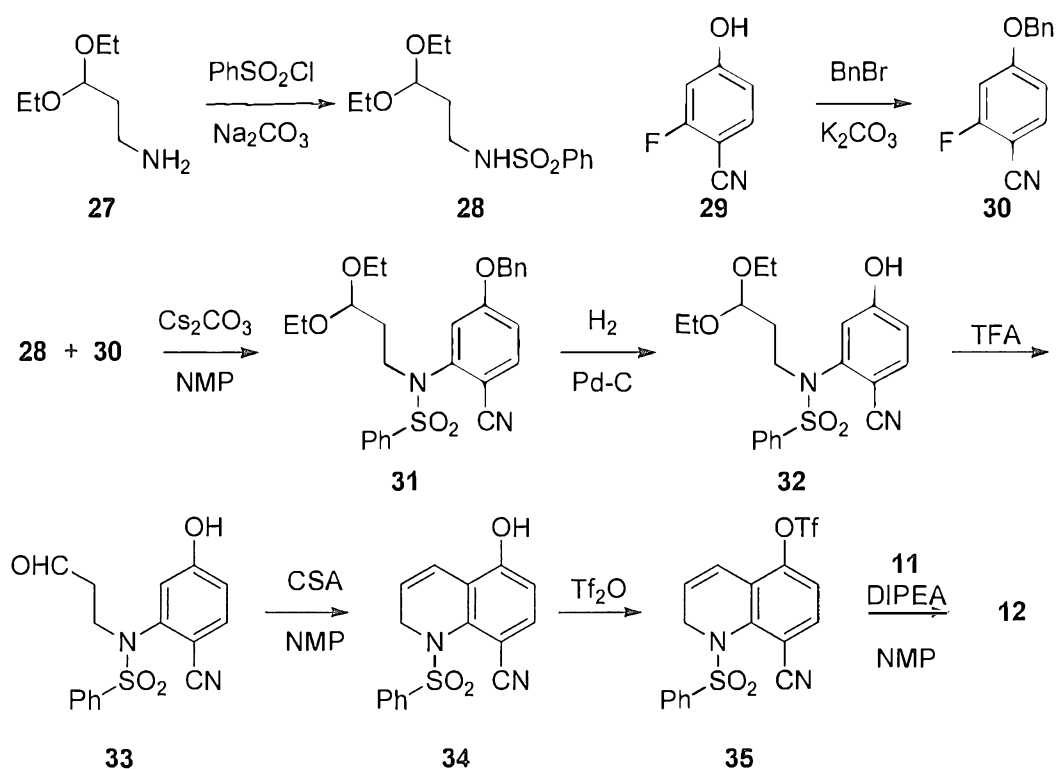
[0096]

[0097]

An alternative method for the production of examples encompassed in the generic structure **5** in **Scheme 3** and compound **12** in **Scheme 4** is illustrated in **Scheme 8**. The starting materials **28** and **30**, prepared from commercially available sources (**27** & **29**), can be easily condensed in the presence of an inorganic base to form **31**. The phenolic protecting group is removed via reductive hydrolysis to form **32**, the acetal protecting group is hydrolyzed with acid to form the aldehyde **33**, and then formation of the bicyclic heterocycle **34** under catalytic acidic, condensation conditions. The phenolic hydroxyl group on **34** is then activated to form **35**, which subsequently can be condensed with **11** to form **12** as shown in **Scheme 4**. Compound **11** can be replaced by other nucleophiles as shown in the examples below.

[0098]

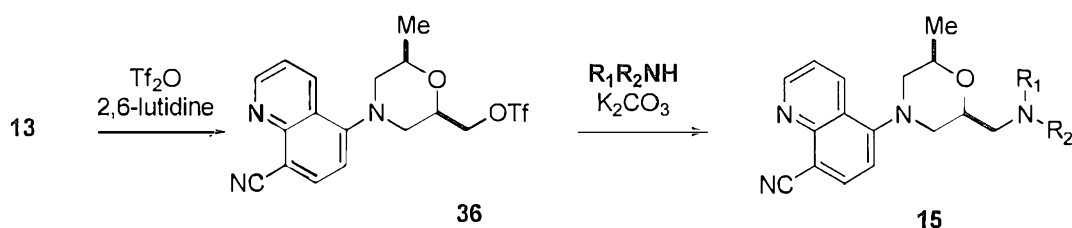
Scheme 8



[0099]

[0100] Two alternative methods for the preparation of compounds with general structure **15** use the processes depicted in **Scheme 9** and **10**. Intermediate **13** is activated by forming the triflate **36** followed by displacement with the appropriate amine in the presence of base such as potassium carbonate to form the desired target compound **15** as depicted in **Scheme 9**.

[0101]

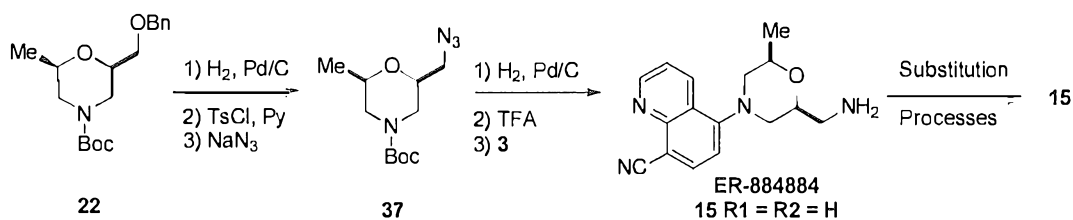
Scheme 9

[0102]

[0103] Starting with the Boc-protected chiral morpholine **22** from **Scheme 6**, one familiar in the art is able to produce additional examples of compounds with general structure **15** by the conversion of the protected alcohol to the azide intermediate **37** as shown in **Scheme 10**. **37** is easily converted to the primary amine **ER-884884** after reduction of the azide, deprotection of the Boc-group, and condensation with **3**. **ER-884884** likewise can be converted to additional analogs depicted by general structure **15** by either alkylation or acylation processes.

[0104]

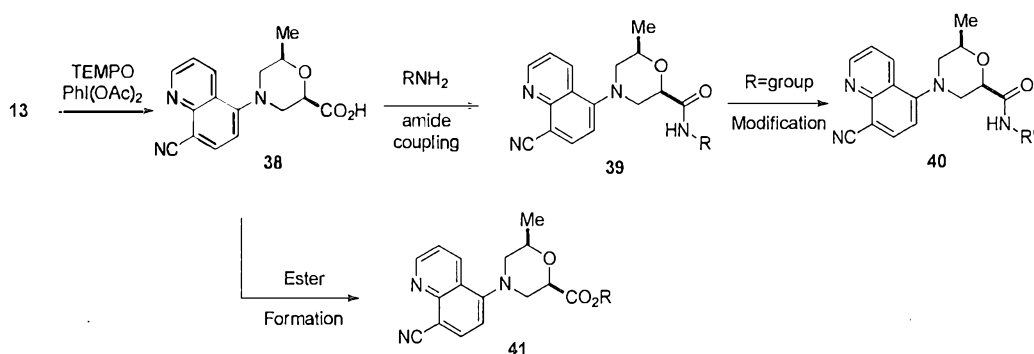
Scheme 10



[0105]

[0106] Preparation of alternative set of compound examples is by oxidation of the key intermediate **13** to form **38** followed by formation of the examples via amide coupling conditions to form **39** as shown in **Scheme 11**. The preparation of some of the examples using this general method will require one or two additional steps to provide the desired target compounds of general structure **40**. Likewise various esters depicted by general structure **41** can be easily produced from **38** using various methods by those persons familiar with the art.

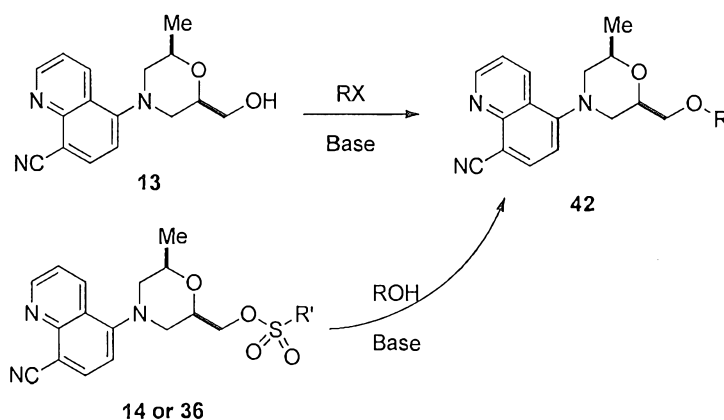
[0107]

Scheme 11

[0108]

[0109] Likewise, other examples are prepared by two possible methods: (1) the displacement of activated group on an alkyl, alkenyl or aryl functional group using base and compound 11 from Scheme 4; or using the activated alcohol **14** or **36** with phenols or alkyl alcohols in the presences of an appropriate base. Both methods to provide examples with the general chemical structure **42** are shown in **Scheme 12**.

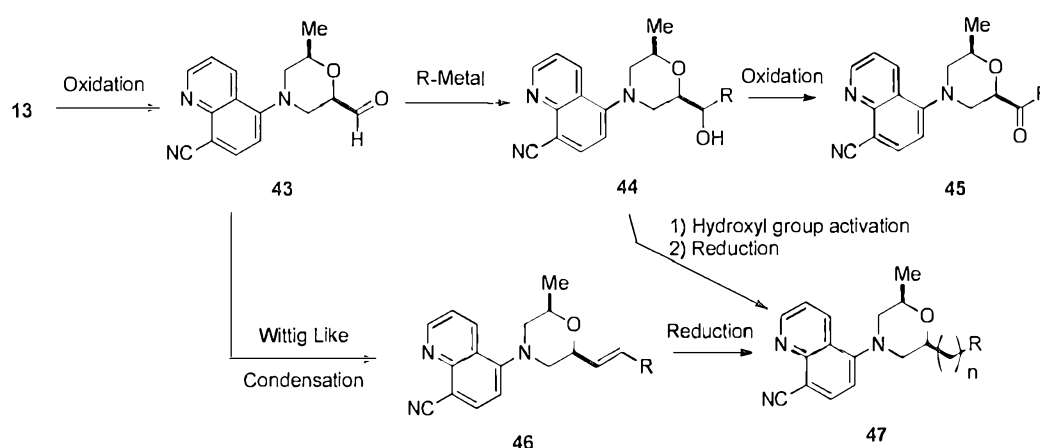
[0110]

Scheme 12

[0111]

[0112] Key intermediate **13** may also be oxidized to form an aldehyde **43** followed by condensation with various alkyl and aryl coupling reagents to provide examples **44** or **46** as depicted in **Scheme 13**. The resultant products can then be transformed to additional examples by either oxidation of **44** to provide compounds of general structure **45** or reduction of **46** to provide compounds of general structure **47** where $n = 2$. Likewise persons familiar with the art may generate the additional examples from intermediate **44** by activation of the hydroxyl group such as forming the triflate followed by reduction using several possible reducing reagents to provide examples that contains one less methylene group or **47** where $n = 1$.

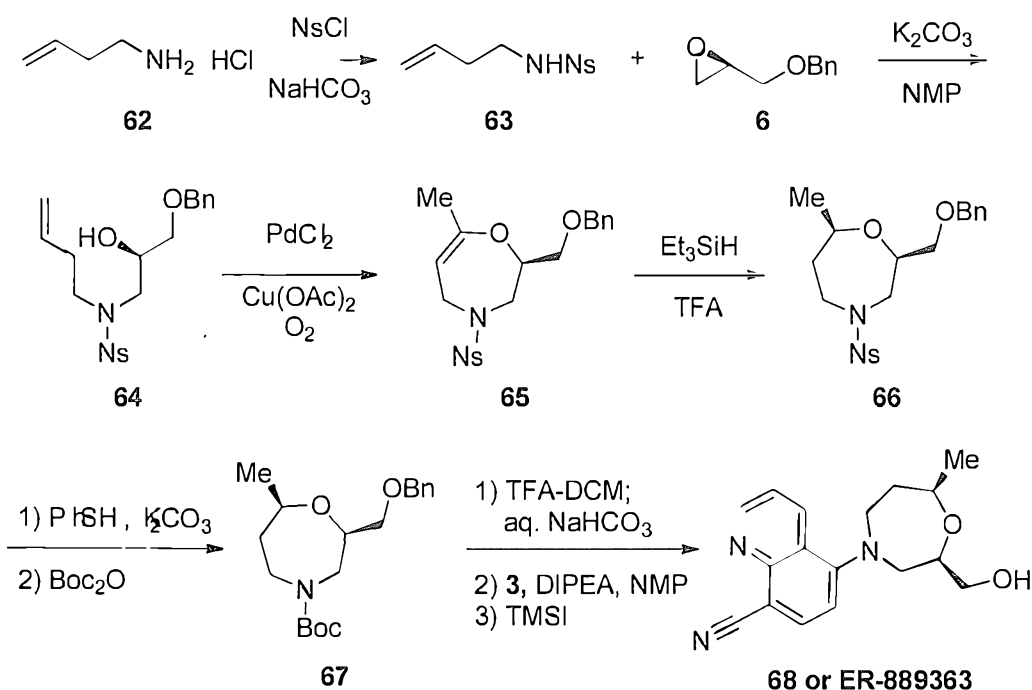
[0113] **Scheme 13**



[0114]

[0115] A final set of examples are prepared by the use of **Scheme 14**. Using the same synthetic methodology to prepare compound **13** in **Scheme 4**, one can prepare the desired seven-membered heterocycle **68** replacing allyl amine with 1-amino-3-butene **62**. **68** can then be activated and then condensed with various substituted amines to generate additional analogs in a similar manner as shown in several the schemes depicted above.

[0116] **Scheme 14**



[0117]

[0118] **Preparation of Examples**[0119] **Compound 3 - Scheme 1**

[0120] To a suspension of 5-bromoquinoline-8-carbaldehyde **1** (1.00 g, 4.24 mmol) and hydroxylamine hydrochloride (1.177 g, 16.94 mmol) in acetonitrile (110 mL) was added TEA (2.362 mL, 16.94 mmol) followed by heating to reflux for 3 h to afford a yellow suspension. The completed reaction completion was cooled to rt, the precipitate was filtered, and the filter cake rinsed with acetonitrile (50 mL). The crude solid was purified over a short pad of silica gel (10 g) eluting with EtOAc (300 mL) providing the aldoxime **2** as a yellow solid.

[0121] Aldoxime **2** (1.001g, 4.0 mmol) and copper (II) acetate monohydrate (84.6 mg, 0.424 mmol) in anhydrous acetonitrile (180 mL) were stirred at reflux for 12 h. The completed reaction was cooled to rt, filtered and the filter pad washed with H₂O to afford a brown solid. The crude solid was purified over a short pad of silica gel (ca. 10 g) eluting with (DCM 100 mL) to provide 5-bromoquinoline-8-carbonitrile, **3** (0.783 g, 3.4 mmol, 79.3 % yield over 2 steps) as a white-beige solid after concentration and drying in vacuo the eluted product. See: Frédéric de Montigny, Gilles Argouarch, Claude Lapinte, *Synthesis*, **2006**, 293.

[0122] **Compound 3- Scheme 2**

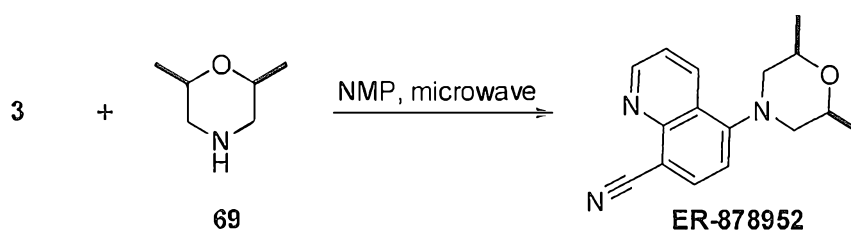
[0123] To a stirred solution of sodium acetate trihydrate (31.6 g, 0.232 mol) in EtOH (0.498 L) at 15 °C was added 5-bromoquinoline-8-carbaldehyde (49.84 g, 0.211 mol) followed by hydroxylamine hydrochloride (15.55 g, 0.223 mol). The resultant mixture was

heated to 70 °C for 3 h after which time the reaction was cooled to 35 °C and then diluted with water (250 mL). The mixture was partially concentrated to approximately 250 mL after which time water (250 mL), 2-methoxy-2-methylpropane (120 mL), and heptane (120 mL) were added followed by re-concentrated the mixture to approximately 250 mL. The resultant slurry was diluted with water (250 mL) and cooled to 0 °C after which time 1 M NaOH in water (211mL) was added and the final mixture was stirred vigorously for 10min. The suspension was filtered, rinsed with water (498 mL) and the filter cake dried at 30 °C for 18 h to afford aldoxime **2** (49.75 g, 0.198 mol, 93.9% yield) as tan powder.

[0124] To a stirred suspension of **2** (48.21 g, 0.192 mol) in acetonitrile (386 mL) at 15 °C was added copper (II) acetate (0.523 g, 2.9 mmol) followed by acetic acid (13.1 mL, 0.229 mol). The resultant mixture was heated to reflux for 21 h after which time the completed reaction was cooled to 50 °C. Water (0.39 L) was added and the mixture was partially concentrated followed by dilution with water (290 mL) and cooled to 5 °C. 1 M NaOH in water (230 mL) was added and vigorous stirring was continued for 10 min. The suspension was filtered, the filter cake rinsed with water (500 mL) and dried to afford compound **3** (42.80 g, 0.183 mol, 95.6 % yield) as dark gray powder.

[0125] **Synthesis of ER-878952 - Scheme 3 & 15 (Method 1)**

[0126] **Scheme 15**



[0127]

[0128] **3** (200.2 mg, 0.86 mmol) in NMP (1 mL) and commercially available *cis*-2,6 dimethylmorpholine **69** (133.4 mg, 1.16 mmol - as a representative of compound **4** in Scheme 3) was microwaved at 150 °C for 1 h. The completed reaction was filtered and divided into several vials, diluted with NMP and purified by HPLC (C18 column, gradient 10/90-95/5 acetonitrile/water with 0.1 % TFA, 15 min run, t = 8.5 - 9 min) to yield **ER-878952** (180 mg, 0.68 mmol, 79.1 % yield) after concentration and drying in vacuo the desired combined fractions.

[0129] **ER-880369** (8.2 mg, 0.031 mmol, 48.4 % yield) was produced in a similar manner to **ER-878952** using **3** (15 mg, 0.064 mmol) and 2-ethylmorpholine (22.2 mg, 0.191 mmol). The separation of the enantiomers was not performed.

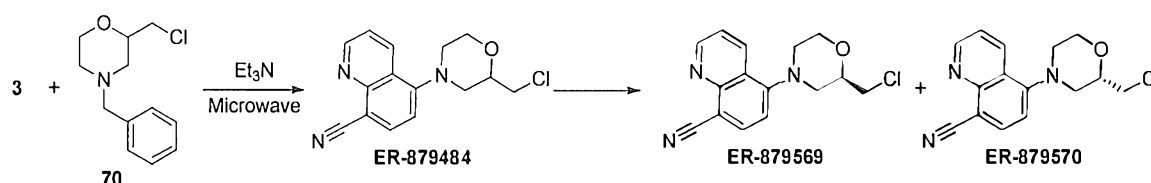
[0130] **ER-885618** (385.2 mg, 1.032 mmol, 60.7 % yield) was produced in a similar manner to **ER-878952** using **3** (400 mg, 1.716 mmol) and **11** (398.1 mg, 1.799 mmol) from **Scheme 4**.

[0131] Synthesis of compound **ER-878952** (**Method 2, Scheme 3 & 15**)

[0132] To a stirred suspension of Compound **3** (12.00 g, 0.0515 mol) in NMP (30.0 mL) was added **69** (14.8 g, 0.129 mol) followed by heating at 120 °C for 4 h. The completed reaction was cooled to 50 °C, diluted with IPA (30 mL), heptane (60 mL) and then further cooled to 0 °C. After 30 min, the precipitates were collected by filtration, rinsed with pre-chilled (at 0 °C) IPA (18.0 mL)/heptane (36 mL) mixture and dried under N₂/vacuum for 2 h to afford **ER-878952** (11.00 g) as a yellow powdered. The filtrate was concentrated, partitioned between EtOAc (120 mL) and saturated aqueous NaHCO₃ (60 mL). The organic layer was separated, washed with water (60 mL) and passed through pre-conditioned (heptane-EtOAc 1:1) silica gel, eluted with EtOAc (120 mL) then concentrated. Brownish solid thus obtained was suspended in EtOAc (10 mL) heptane (10 mL) and heated to 70 °C and then allowed to cool down to 20 °C. Precipitates were collected by filtration, rinsed with a mixture of EtOAc (5.0 mL) and heptane (5.0 mL), then dried under N₂/vacuum for 1 h, affording the additional **ER-878952** (0.649 g) as yellow powder. Overall the process provided **ER-878952** (11.64 g, 43.6 mmol, 89.6 % yield).

[0133] **ER-879484** (**Method 3, Scheme 3 and 16**)

[0134] **Scheme 16**



[0135] To a stirred solution of **3** (15 mg, 64.4 mmol) and 4-benzyl-2-(chloromethyl)morpholine, **70** (43.6 mg (0.193 mmol) in DMF (0.5 mL) was added TEA (0.27 uL, 0.194 mmol). The reaction mixture was microwaved at 160 °C for 1h after which time the completed reaction was directly purified over a C-18 reverse phase preparative HPLC column (Water's X-Bridge C18 19 x 100 mm column; eluting with 0 – 40 % gradient of acetonitrile in water with 0.05 % TFA). The fractions containing the desired product were combined, concentrated and dried in vacuo to provide **ER-879484** (4.2 mg, 0.015 mmol, 22.7 % yield). The enantiomers of **ER-879484** (3.0 mg, 0.010 mmol) were separated using a chiral HPLC column to providing **ER-879569** (1.0 mg, 0.004 mmol) and **ER-879570** (1.0

mg, 0.004mmol) after concentration the desired fractions and drying in vacuo. The absolute stereochemistry is unknown, but arbitrarily assigned.

[0136] **ER-879739** (12 mg, 0.047 mmol, 73.6 % yield) was produced in a similar manner to **ER-879484** starting using **3** (15 mg, 0.064 mmol) and 2-methylmorpholine (19.5 mg, 0.195 mmol). Separation of the enantiomers was not performed.

[0137] **ER-880191** (9.5 mg, 0.036 mmol, 23.7 % yield) was produced in a similar manner to **ER-879484** starting using **3** (35 mg, 0.150 mmol) and (2*S*,6*S*)-2,6-dimethylmorpholine (741 mg, 6.434 mmol). The *cis*-isomer **ER-878952** (15.2 mg, 0.057 mmol, 37.9 % yield) was also isolated. TEA was not used in this preparation.

[0138] **Additional Examples derived from ER-878952:**

[0139] **ER-885160: ER-878952** (85.6 mg, 0.320 mmol) was dissolved in 1,2-ethanediol (1 mL) followed by the addition of potassium hydroxide (60 mg, 1.069 mmol). The reaction mixture was microwaved at 120 °C for 10 h after which time, it was filtered then directly injected onto a C-18 reverse-phase preparative HPLC for purification (Water's X-Bridge C18 19 x 100 mm column, eluting with 10-100 % acetonitrile in water with 0.05 % TFA). The desired fractions were concentrated to dry, dissolved in MeOH (3 mL) and eluted over a carbonate impregnated silica gel column (Biotage Isololute SPE, Si-CO₃, 1g), washed with MeOH (3 mL), concentrated and dried in vacuo to provide **ER-885160** (56.2 mg, 0.197 mmol, 61.6 % yield).

[0140] **Preparation of compound ER-890963 as an example of Compound 15, Scheme 4**

[0141] **Compound 7:** A 22L reactor was charged with (2*R*)-benzyl 2-epoxypropyl ether (0.7692 kg, 4.684 mol) T-internal 18-19C. Allylamine (3800 mL, 51 mol) was added at 18-19 °C and resultant mixture was heated to 50 °C. After 20 h, the mixture was concentrated, azeotroped with MTBE (4 L x 3) to give (*R*)-1-(allylamino)-3-(benzyloxy)propan-2-ol, **7** (ca. 1037 g, 4.684 mol, 100 % yield assumed) as colorless oil.

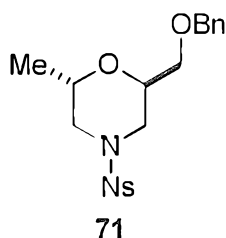
[0142] **Compound 8:** To a stirred suspension of sodium bicarbonate (1180 g, 14.0 mol) in water (7.2 L) at 10-11 °C was added a solution of *o*-nitrobenzenesulfonyl chloride (1038 g, 4.684 mol) in DCM (3100 mL) followed by warming the resultant biphasic mixture to 20 °C. A solution of **7** (ca. 1037 g, 4.684 mol assumed) in DCM (4100 mL) was added over 3 h while maintaining-T-internal between 20-23 °C and vigorous stirring was continued overnight. The mixture was diluted with water (4100 mL) with stirring followed by separation of the layers. The aqueous layer was extracted with MTBE (4100 mL). The combined organic layers were diluted with *n*-heptane (4100 mL), sequentially washed with

1.0 M HCl (4700 mL), saturated NaHCO₃ (2.0 kg), water (4100 mL), concentrated, and azeotroped with MTBE (5200 mL x 3) to dry to provide (*R*)-*N*-allyl-*N*-(3-(benzyloxy)-2-hydroxypropyl)-2-nitrobenzenesulfonamide, **8** (1.855 kg, 4.56 mol, 97% yield) as brownish green oil after drying for 3 days in vacuo.

[0143] Compound **9**: A stirred suspension of **8** (1.80 kg, 4.429 mol) in DMA (5.40 L) was heated to 40 °C to achieve complete dissolution, then cooled down to 25 °C after which time the mixture was added to a separate reactor was containing Cu(II) acetate (0.145 kg, 0.797 mol) followed by rinsing the original vessel with DMA (5.40 L). Palladium(II) chloride (0.063 kg, 0.354 mol) was added followed by was replacing internal atmosphere with oxygen (1 bar) and warming up 28-32 °C for 3 days. The completed reaction mixture was split into equal 2 portions to facilitate work-up. Each portion was separately poured into a mixture of 0.1 M HCl (23 L) and MTBE (9.0 L) while controlling T-internal < 25 °C. The layers were separated and the aqueous layer was extracted with MTBE (9.0 L & 5.4 L). All organic layers were combined, sequentially washed with 0.1 M HCl (5.5 L), 8 % NaHCO₃ (5.9 kg), 29 % NaCl (6.3 kg). Celite 545 (270 g) was added to the organic layer, stirred for 30 min, filtered, and filter cake were rinsed with MTBE (2.7 L). All filtrates were combined and concentrated. The reddish oil was re-dissolved in DCM (3.6 L) and treated with 1,3,5-triazinane-2,4,6-trithione (79 g kg, 0.44 mol) at 25 °C for 1 h. The mixture was diluted with MTBE (18 L) and filtered through Celite 545 (270 g). The reactor and filter cake were rinsed with MTBE (3.6 L) and combined filtrate was concentrated to give (*R*)-2-((benzyloxy)methyl)-6-methyl-4-((2-nitrophenyl)sulfonyl)-3,4-dihydro-2*H*-1,4-oxazine, **9** (1748 g, 4.322 mol, 97.6 % yield) as yellow oil.

[0144] Compound **10**: To a stirred suspension of **9** (1748 g, 4.322 mol) in DCM (3.5 L) was heated to 33-35 °C until a free-flowing suspension was obtained after which time the mixture was cooled to 18-20 °C. A separate reactor TFA (1.67 L, 21.6 mol) in DCM (2.62 L) was cooled to 5 °C with stirring after which time triethylsilane (1.04 L, 6.48 mol) was added maintaining the temperature at 5-6 °C followed by cooling to -5 °C. The suspension of **9** in DCM was slowly added to the main reactor over 1.5 h while maintaining the temperature between -5 and -3 °C followed by stirring for 4 h continuing at -5 to -3 °C. The completed reaction was diluted with pre-chilled *n*-heptane (8.74 L at -10 °C) then poured into pre-chilled NaOH solution (NaOH: 890 g, 22.3 mol in water: 8.7 L at 5 °C) while controlling T-internal < 15 °C (over 1 h) followed by rinsing the reactor rinsed with MTBE (3.5 L). The mixture was diluted with MTBE (5.2 L) and the layers separated. The organic layer was sequentially washed with: water (8.7 L), 30 wt % NaCl (3.5 kg) in water, water (5.2 L),

treated with Celite 545 (175 g) and filtered. The work-up vessel and filter cake were rinsed with MTBE (1.75 L) and the combined filtrates were concentrated under vacuum to approx. 3.5 L, azeotroped with *n*-heptane (8.7 L) and concentrated to approx. 5 L. The tan precipitates were collected by filtration, rinsed with *n*-heptane (3.5 L) and dried under N₂/vacuum for 1 h. 1.65 kg of the resultant solid was combined with 353 g solid obtained from a separate batch and suspended in *n*-heptane/EtOAc 1:1 (8.0 L). The mixture was heated to 61-63 °C to achieve complete dissolution, cooled down to 23-25 °C over 1 h, diluted with heptane (4 L) and further cooled down to 10-12 °C over 30 min. Stirring was continued at this temperature for 30 min. Light tan precipitates were collected by filtration, rinsed with *n*-heptane/ EtOAc 6:1 (2 L) and then *n*-heptane (4 L) followed by drying under N₂/vacuum overnight, and then vacuum oven dried at 35 °C for 2 d to give (2*R*,6*R*)-2-((benzyloxy)methyl)-6-methyl-4-((2-nitrophenyl)sulfonyl)morpholine, **10** (1616 g, 3.98 mol, 74% yield in 2 steps from **8**) as a tan solid.



[0145]

[0146] The minor product: (2*R*,6*S*)-2-((benzyloxy)methyl)-6-methyl-4-((2-nitrophenyl)-sulfonyl)morpholine, **71** (diastereoisomer) isolated by purification of **10** mother liquor.

[0147] Compound **11**: To a stirred solution of 1.0 M of *t*-BuOK in THF (0.650 L, 0.650 mol). In THF (0.310 L) cooled to 5 °C was added benzenethiol (63.66 mL, 0.620 mol) while maintaining at < 10 °C. The mixture was stirred at 10 °C for 30min, then warmed up to 15 °C for 1 h after which time a solution of **10** (240.00 g, 590.5 mmol) in THF (0.60 L) was added while maintaining the temperature 15-20 °C followed by and stirring 2 h. The completed reaction was slowly quenched with mixture of 1.0 M HCl (1.30 L) in *n*-heptane (3.60 L, previously cooled to 10 °C) while maintaining the reaction mixture at < 15 °C. Resultant mixture was vigorously stirred for 10 min followed by separation of the layers. The organic layer was extracted with water (0.24 L) with rinsing with *n*-heptane (0.24 L). All aqueous layers were combined and washed with *n*-heptane (3.60 L) followed by the addition of NaCl (240 g) with stirring. The aqueous mixture was rendered basic with 5.0 M of NaOH (165 mL) followed by extraction two times with DCM (3.60 L & 2.40 L each). The combined organic layers were washed with 20 wt % NaCl in water (1400 g), concentrated,

azeotroped with MTBE (1400 mL), re-diluted with MTBE (960 mL) and filtered through a glass filter. The filtrate was concentrated to give (2*R*,6*R*)-2-((benzyloxy)methyl)-6-methylmorpholine, **11** as brownish clear oil which was used for subsequent reaction without further purification.

[0148] Compound **12**: To a stirred solution of **3** (137.6 g, 0.591 mol) in DMA (260 mL) was added DIPEA (308 mL, 1.77 mol) followed by a solution of **11** (130.67 g, 0.5905 mol) in DMA (260 mL) rinsing with DMA (130 mL). The reaction mixture was heated at 125-130 °C for 2h. The completed reaction mixture was cooled to 30 °C and diluted with EtOAc (1.96 L) and water (0.65 L) after which time it was poured into water (2.61 L) with vigorous stirring. The resulting mixture was filtered through a pad of Celite 545 (260g) and the layers separated. The aqueous layer was extracted with EtOAc (1.31 L) followed by combining the organic layers washing two times with 5% NaCl (1.0 kg, each) and concentrated to give black solid. The solid was dissolved in DCM (1 L), diluted with *n*-heptane (520 mL) followed by the addition of silica gel (196 g) and MgSO₄ (130 g). The resultant slurry was stirred at 20 °C for 30 min, filtered and eluted with isopropyl acetate (2.09 L). The combined filtrate was concentrated and resultant brownish solid was suspended in a mixture of EtOAc (196 mL) and *n*-heptane (523 mL). The mixture was heated to 70 °C, followed by cooling to rt and stirred overnight. The precipitates were collected by filtration, washed with a mixture of EtOAc/*n*-heptane 3:8 (220 mL), and dried under vacuum to provide 5-((2*R*,6*R*)-2-((benzyloxy)methyl)-6-methylmorpholino)quinoline-8-carbonitrile, **12** (178.44 g, 0.478 mol, 80% yield) as tan powder.

[0149] Compound **13**: To a stirred suspension of **12** (167.3 g, 0.45 mol) in acetonitrile (500 mL) was added trimethylsilyl iodide (82.9 mL, 0.582 mol) at rt. The resultant mixture was heated at 70 °C for 2 h after which time it was cooled to rt, slowly quenched with water (167 g) and stirred at 25-30 °C for 1 h. The reaction mixture was cooled to 15 °C followed by the addition 28% aqueous ammonium hydroxide (500 g) after which time the reaction was stirred at rt overnight. The mixture was partially concentrated and then diluted with water (0.5 L), MTBE (0.04 L) and *n*-heptane (0.3 L) followed by cooling to 0-5 °C. Precipitates were collected by filtration and rinsed with pre-chilled water (500 mL), then *n*-heptane/MTBE 7:1 (400 mL) followed by drying under vacuum (40 °C) overnight to 5-((2*R*,6*R*)-2-(hydroxymethyl)-6-methylmorpholino)quinoline-8-carbonitrile, **13** or **ER-885493** (127.2g, 0.45 mol, 100% yield) as tan powder.

[0150] Compound **14**: To a stirred solution of **13** (24.8 g, 0.0875 mol) in DCM (200 mL) was added portion wise *p*-toluenesulfonyl chloride (17.95 g, 94.17 mmol) followed by

TEA (24.60 mL, 0.1765 mol) at rt. The reaction was stirred for 3 h after which time the completed reaction was quenched with water (200 mL). The separated organic layer was washed with brine (50 mL), dried over Na₂SO₄, filtered and concentrated to a brownish tar. The crude product was purified over silica gel (SNAP 340 x 2 g, eluting with heptane/EtOAc = 5/1 to 3/1, TLC heptane/EtOAc = 3/1, *rf* = 0.6) to provide ((2*R*,6*R*)-4-(8-cyanoquinolin-5-yl)-6-methylmorpholin-2-yl)methyl 4-methylbenzenesulfonate, **14** (34.98 g, 79.95 mmol, 84.9% yield) as a yellow powder after concentration of the desired fractions and drying in vacuo.

[0151] **Compound 15 as Boc-protected ER-890963:** To a solution of **14** (13.9 g, 31.77 mmol) and TEA (8.86 mL, 63.541 mmol) in DMA (89 mL) at rt was added dropwise commercially available (*S*)-*tert*-butyl 2-ethylpiperazine-1-carboxylate (7.49 g, 34.95 mmol) over 5-min period. The reaction mixture was stirred at 110 °C for 12 h to completion after which time the reaction was cooled to rt. The reaction was concentrated to remove DMA followed by dilution with DCM (30 mL). The resultant organic solution was washed two times with water (30 mL each), brine (30 mL), and dried over MgSO₄. The crude was filtered, concentrated in vacuo, and purified over silica gel (SNAP 340 g eluting 10% to 30% EtOAc in heptane, TLC heptane/EtOAc = 3/1, *rt* = 0.6) gave 5-(((2*S*,6*R*)-2-(((*S*)-4-(3,3-dimethylbutanoyl)-3-ethylpiperazin-1-yl)methyl)-6-methylmorpholino)quinoline-8-carbonitrile or **Boc-protected ER-890963** (12.27 g, 24.15 mmol, 76% yield) as yellow powder after concentration of the combined desired fractions and drying in vacuo.

[0152] **ER-890963 or Compound 15:**

[0153] **Boc-protected ER-890963** (23.55 g, 49.10 mmol) was dissolved with stirring in DCM (50 mL) followed by TFA (50 mL) at rt. The reaction was stirred for 4 h at rt after which time the completed reaction was concentrated in vacuo. The crude dark orange material dissolved with stirring in DCM (50 mL) and neutralized with the addition of sat. aqueous NaHCO₃ at 20 °C until the solution became pH 5-6. The separated aqueous layer was extracted two times with DCM (50 mL each) after which time the combined organic layers were washed with brine (20 mL), dried over Na₂SO₄, filtered, concentrated to dry. The crude residue was crystallized from DCM/*i*PrOH/heptane/Et₂O = 1/1/1/1 to provide **ER-890963** (17.89 g, 47.14 mmol, 96% yield) as a yellow powder.

[0154] **ER-886604** (7.8 mg, 0.021 mmol, 73 % yield) was prepared by a similar method described for **ER-886604** starting with **14** (12.5 mg, 0.029 mmol) and 1-amino-4-methylbenzene (0.030 mL, 0.290 mmol) using a microwave at 180 °C for 15 min. **ER-886604** was purified by reverse-phase HPLC (Water's X-Bridge C18 19 x 100 mm column,

eluting with 10 % acetonitrile in water containing 0.05 % TFA). The product fractions were combined and concentrated to dry followed by dilution in MeOH (1 mL), passed through as basic silica gel plug (Biotage SiCO₃, 1 g, eluting with MeOH (1mL)), concentrated and dried in vacuo. Boc-deprotection was not required.

[0155] **ER-886608** (8.2 mg, 0.019 mmol, 67 % yield) was prepared by a similar method described for **ER-886604** starting with **14** (12.5 mg, 0.029 mmol) and 5-Amino-1,2-dimethylbenzimidazole dihydrochloride (30 mg, 0.128 mmol) along with TEA (0.040 mL, 0.290 mmol).

[0156] **ER-886609** (7.4 mg, 0.017 mmol, 59 % yield) was prepared by a similar method described for **ER-886604** starting with **14** (12.5 mg, 0.029 mmol) and 5-amino-1-ethyl-2-methylbenzimidazole (30 mg, 0.171 mmol).

[0157] **ER-886611** (9.2 mg, 0.027 mmol, 88 % yield) was prepared by a similar method described for **ER-886604** starting with **14** (12.5 mg, 0.029 mmol) and 1-aminocyclohexane (30 mg, 0.171 mmol).

[0158] **ER-886787** (4.5 mg, 0.012 mmol, 43.9 % yield) was prepared by a similar method described for **ER-886604** starting with **14** (12.5 mg, 0.029 mmol) and 2-aminopyrimidine (24.7 mg, 0.263 mmol).

[0159] **ER-886788** (5.2 mg, 0.014 mmol, 51 % yield) was prepared by a similar method described for **ER-886604** starting with **14** (12.5 mg, 0.029 mmol) and 2-aminopyridine (24.4 mg, 0.263 mmol).

[0160] **ER-886789** (4.5 mg, 0.012 mmol, 42 % yield) was prepared by a similar method described for **ER-886604** starting with **14** (12.5 mg, 0.029 mmol) and 2-amino-6-methylpyridine (28.1 mg, 0.263 mmol).

[0161] **ER-886790** (4.6 mg, 0.012 mmol, 43 % yield) was prepared by a similar method described for **ER-886604** starting with **14** (12.5 mg, 0.029 mmol) and 2-amino-5-methylpyridine (28.1 mg, 0.263 mmol).

[0162] **ER-886814** (4.2 mg, 0.012 mmol, 40.4 % yield) was prepared by a similar method described for **ER-886604** starting with **14** (12.5 mg, 0.029 mmol) and **D**-prolinol (26.2 mg, 0.263 mmol).

[0163] **ER-886815** (4.0 mg, 0.011 mmol, 38.2 % yield) was prepared by a similar method described for **ER-886604** starting with **14** (12.5 mg, 0.029 mmol) and 2,2-dimethylpyrrolidine (14.2 mg, 0.145 mmol).

[0164] **ER-886816** (6.0 mg, 0.016 mmol, 60 % yield) was prepared by a similar method described for **ER-886604** starting with **14** (12.5 mg, 0.029 mmol) and 2-isopropylpyrrolidine (29.4 mg, 0.263 mmol).

[0165] **ER-886817** (4.2 mg, 0.012 mmol, 62 % yield) was prepared by a similar method described for **ER-886604** starting with **14** (12.5 mg, 0.029 mmol) and (*R*)-2-methylpyrrolidine (22.1 mg, 0.263 mmol).

[0166] **ER-886818** (4.2 mg, 0.010 mmol, 35.2 % yield) was prepared by a similar method described for **ER-890604** starting with **14** (12.5 mg, 0.029 mmol) and (*S*)-3-phenylpyrrolidine (38.2 mg, 0.263 mmol).

[0167] **ER-886819** (5.2 mg, 0.015 mmol, 52 % yield) was prepared by a similar method described for **ER-886604** starting with **14** (12.5 mg, 0.029 mmol) and (*R*)-3-methylpyrrolidine (22.1 mg, 0.263 mmol).

[0168] **ER-886820** (6.2 mg, 0.018 mmol, 62 % yield) was prepared by a similar method described for **ER-886604** starting with **14** (12.5 mg, 0.029 mmol) and (*S*)-3-hydroxypyrrolidine (22.6 mg, 0.263 mmol).

[0169] **ER-886853** (6.2 mg, 0.017 mmol, 58 % yield) was prepared by a similar method described for **ER-886604** starting with **14** (12.5 mg, 0.029 mmol) and 2-amino-4-methylpyridine (28.1 mg, 0.263 mmol).

[0170] **ER-886854** (2.9 mg, 0.007 mmol, 25 % yield) was prepared by a similar method described for **ER-886604** starting with **14** (12.5 mg, 0.029 mmol) and 3-phenylpyrrolidine hydrochloride (47.7 mg, 0.263 mmol).

[0171] **ER-886855** (4.9 mg, 0.013 mmol, 44 % yield) was prepared by a similar method described for **ER-886604** starting with **14** (12.5 mg, 0.029 mmol) and 2-amino-5-methoxypyridine (32.2 mg, 0.263 mmol).

[0172] **ER-886856** (7.8 mg, 0.022 mmol, 78 % yield) was prepared by a similar method described for **ER-886604** starting with **14** (12.5 mg, 0.029 mmol) and (*S*)-2-methylpyrrolidine (22.1 mg, 0.263 mmol).

[0173] **ER-886857** (5.6 mg, 0.015 mmol, 54 % yield) was prepared by a similar method described for **ER-886604** starting with **14** (12.5 mg, 0.029 mmol) and 2,5-dimethylpyrrolidine (25.7 mg, 0.263 mmol).

[0174] **ER-886858** (3.6 mg, 0.009 mmol, 32 % yield) was prepared by a similar method described for **ER-886604** starting with **14** (12.5 mg, 0.029 mmol) and 2-amino-4-methoxypyridine (32.2 mg, 0.263 mmol).

[0175] **ER-886859** (2 mg, 0.005 mmol, 20 % yield) was prepared by a similar method described for **ER-886604** starting with **14** (12.5 mg, 0.029 mmol) and 2-amino-6-methoxypyridine (32.2 mg, 0.263 mmol).

[0176] **ER-886860** (2.5 mg, 0.006 mmol, 21 % yield) was prepared by a similar method described for **ER-886604** starting with **14** (12.5 mg, 0.029 mmol) and 5-amino-1-phenylpyrazole (41.3 mg, 0.263 mmol).

[0177] **ER-886866** (8.2 mg, 0.022 mmol, 78 % yield) was prepared by a similar method described for **ER-886604** starting with **14** (12.5 mg, 0.029 mmol) and **L**-prolinol (22.1 mg, 0.263 mmol).

[0178] **ER-886867** (4.5 mg, 0.013 mmol, 45 % yield) was prepared by a similar method described for **ER-886604** starting with **14** (12.5 mg, 0.029 mmol) and (*R*)-3-hydroxypyrrolidine (22.6 mg, 0.263 mmol).

[0179] **ER-886868** (6.5 mg, 0.019 mmol, 65 % yield) was prepared by a similar method described for **ER-886604** starting with **14** (12.5 mg, 0.029 mmol) and (*S*)-3-methylpyrrolidine (22.1 mg, 0.263 mmol).

[0180] **ER-886869** (5.3 mg, 0.015 mmol, 51 % yield) was prepared by a similar method described for **ER-886604** starting with **14** (12.5 mg, 0.029 mmol) and 3,3-dimethylpyrrolidine (25.7 mg, 0.263 mmol).

[0181] **ER-886948** (6.2 mg, 0.016 mmol, 56 % yield) was prepared by a similar method described for **ER-886604** starting with **14** (12.5 mg, 0.029 mmol) and 2-amino-3-methoxypyridine (32.2 mg, 0.263 mmol).

[0182] **ER-886949** (4.8 mg, 0.013 mmol, 46 % yield) was prepared by a similar method described for **ER-886604** starting with **14** (12.5 mg, 0.029 mmol) and (*R*)-3-hydroxypiperidine (26.2 mg, 0.263 mmol).

[0183] **ER-886950** (5.0 mg, 0.013 mmol, 46 % yield) was prepared by a similar method described for **ER-886604** starting with **14** (12.5 mg, 0.029 mmol) and (*R, S*)-2,6-dimethylpiperidine (29.4 mg, 0.263 mmol).

[0184] **ER-886951** (3.2 mg, 0.009 mmol, 31 % yield) was prepared by a similar method described for **ER-886604** starting with **14** (12.5 mg, 0.029 mmol) and (*S*)-3-hydroxypiperidine (26.2 mg, 0.263 mmol).

[0185] **ER-886953** (5.8 mg, 0.016 mmol, 55 % yield) was prepared by a similar method described for **ER-886604** starting with **14** (12.5 mg, 0.029 mmol) and 4-hydroxypiperidine (26.2 mg, 0.263 mmol).

[0186] **ER-886955** (7.5 mg, 0.020 mmol, 69 % yield) was prepared by a similar method described for **ER-886604** starting with **14** (12.5 mg, 0.029 mmol) and 2-hydroxymethylpiperidine (29.9 mg, 0.263 mmol).

[0187] **ER-887137** (4.5 mg, 0.012 mmol, 42 % yield) was prepared by a similar method described for **ER-886604** starting with **14** (12.5 mg, 0.029 mmol) and 2,3-dimethylpiperazine (29.6 mg, 0.263 mmol).

[0188] **ER-887138** (5.9 mg, 0.016 mmol, 57 % yield) was prepared by a similar method described for **ER-886604** starting with **14** (12.5 mg, 0.029 mmol) and 3-aminopyridine (24.4 mg, 0.263 mmol).

[0189] **ER-887139** (6.5 mg, 0.018 mmol, 63 % yield) was prepared by a similar method described for **ER-886604** starting with **14** (12.5 mg, 0.029 mmol) and 3-aminopyridine (24.4 mg, 0.263 mmol).

[0190] **ER-887141** (5.2 mg, 0.014 mmol, 50 % yield) was prepared by a similar method described for **ER-886604** starting with **14** (12.5 mg, 0.029 mmol) and 4-methylpiperidine (25.7 mg, 0.263 mmol).

[0191] **ER-887142** (4.5 mg, 0.012 mmol, 41 % yield) was prepared by a similar method described for **ER-886604** starting with **14** (12.5 mg, 0.029 mmol) and 4,4-difluoropiperidine (31.4 mg, 0.263 mmol).

[0192] **ER-887143** (4.7 mg, 0.011 mmol, 38 % yield) was prepared by a similar method described for **ER-886604** starting with **14** (12.5 mg, 0.029 mmol) and 4-phenylpiperidine (41.8 mg, 0.263 mmol).

[0193] **ER-887144** (6.2 mg, 0.017 mmol, 59 % yield) was prepared by a similar method described for **ER-886604** starting with **14** (12.5 mg, 0.029 mmol) and 4-fluoropiperidine (26.8 mg, 0.263 mmol).

[0194] **ER-887145** (6.5 mg, 0.019 mmol, 65 % yield) was prepared by a similar method described for **ER-886604** starting with **14** (12.5 mg, 0.029 mmol) and 1-aminocyclopentane (22.1 mg, 0.263 mmol).

[0195] **ER-887146** (7 mg, 0.018 mmol, 60 % yield) was prepared by a similar method described for **ER-886604** starting with **14** (12.5 mg, 0.029 mmol) and 1-amino-3-methylcyclohexane (29.4 mg, 0.263 mmol).

[0196] **ER-887177** (5.3 mg, 0.014 mmol, 49 % yield) was prepared by a similar method described for **ER-886604** starting with **14** (12.5 mg, 0.029 mmol) and 2-amino-3-methylpyridine (20 mg, 0.145 mmol).

[0197] **ER-887253** (10.2 mg, 0.029 mmol, 60 % yield) was prepared by a similar method described for **ER-886604** starting with **14** (20 mg, 0.046 mmol) and piperazine (40 mg, 0.460 mmol).

[0198] **ER-887442** (6.2 mg, 0.016 mmol, 59 % yield) was prepared by a similar method described for **ER-886604** starting with **14** (12.2 mg, 0.028 mmol) and 1-amino-4-methylcyclohexane (30 mg, 0.265 mmol).

[0199] **ER-887443** (4.5 mg, 0.013 mmol, 47 % yield) was prepared by a similar method described for **ER-886604** starting with **14** (12.5 mg, 0.029 mmol) and 1-amino-cyclobutane (10 mg, 0.141 mmol).

[0200] **ER-887444** (7.7 mg, 0.020 mmol, 70.7 % yield) was prepared by a similar method described for **ER-886604** starting with **14** (12.5 mg, 0.029 mmol) and 1-amino-cycloheptane (20 mg, 0.177 mmol).

[0201] **ER-887526** (6.2 mg, 0.016 mmol, 57 % yield) was prepared by a similar method described for **ER-886604** starting with **14** (12.5 mg, 0.029 mmol) and 1-amino-4-hydroxycyclohexane (30 mg, 0.260 mmol).

[0202] **ER-887528** (5.4 mg, 0.015 mmol, 51.2 % yield) was prepared by a similar method described for **ER-886604** starting with **14** (12.5 mg, 0.029 mmol) and 1-amino-2-hydroxycyclopentane (30 mg, 0.297 mmol).

[0203] **ER-887539** (5.3 mg, 0.014 mmol, 49 % yield) was prepared by a similar method described for **ER-886604** starting with **14** (12.5 mg, 0.029 mmol) and 1-amino-2-methylcyclohexane (30 mg, 0.265 mmol).

[0204] **ER-887538** (6.5 mg, 0.014 mmol, 51.8 % yield) was prepared by a similar method described for **ER-886604** starting with **14** (12.5 mg, 0.029 mmol) and 2-amino-5-phenylpyridine (50 mg, 0.294 mmol).

[0205] **ER-887540** (6.1 mg, 0.014 mmol, 49 % yield) was prepared by a similar method described for **ER-886604** starting with **14** (12.5 mg, 0.029 mmol) and 2-amino-3-phenylpyridine (50 mg, 0.294 mmol).

[0206] **ER-887586** (6.2 mg, 0.017 mmol, 59 % yield) was prepared by a similar method described for **ER-886604** starting with **14** (12.5 mg, 0.029 mmol) and (*S,R*)-1-amino-2-hydroxypyrrolidine (10 mg, 0.099 mmol).

[0207] **ER-887587** (7.5 mg, 0.019 mmol, 65 % yield) was prepared by a similar method described for **ER-886604** starting with **14** (12.5 mg, 0.029 mmol) and 2-amino-3-ethoxypyridine (40 mg, 0.290 mmol).

[0208] **ER-887588** (5.6 mg, 0.013 mmol, 45 % yield) was prepared by a similar method described for **ER-886604** starting with **14** (12.5 mg, 0.029 mmol) and 4-amino-2-phenylpyridine (20 mg, 0.118 mmol).

[0209] **ER-887589** (2.4 mg, 0.006 mmol, 19 % yield) was prepared by a similar method described for **ER-886604** starting with **14** (12.5 mg, 0.029 mmol) and 2-amino-6-phenylpyridine (20 mg, 0.118 mmol).

[0210] **ER-887722** (3.5 mg, 0.009 mmol, 32 % yield) was prepared by a similar method described for **ER-886604** starting with **14** (12.5 mg, 0.029 mmol) and 5-methylpiperazin-2-one (20 mg, 0.175 mmol).

[0211] **ER-887723** (6.2 mg, 0.017 mmol, 59 % yield) was prepared by a similar method described for **ER-886604** starting with **14** (12.5 mg, 0.029 mmol) and 1-*N*-methylpiperazine (10 mg, 0.100 mmol).

[0212] **ER-887724** (6.2 mg, 0.016 mmol, 55 % yield) was prepared by a similar method described for **ER-886604** starting with **14** (12.5 mg, 0.029 mmol) and 1-*N*-propylpiperazine (40 mg, 0.138 mmol).

[0213] **ER-887725** (7.2 mg, 0.018 mmol, 64 % yield) was prepared by a similar method described for **ER-886604** starting with **14** (12.5 mg, 0.029 mmol) and 4-(dimethylamino)-piperidine (20 mg, 0.156 mmol).

[0214] **ER-887927** (10.2 mg, 0.024 mmol, 82.3 % yield) was prepared by a similar method described for **ER-886604** starting with **14** (12.5 mg, 0.029 mmol) and 1,4'-bipiperidine (20 mg, 0.119 mmol).

[0215] **ER-887928** (3.2 mg, 0.009 mmol, 31 % yield) was prepared by a similar method described for **ER-886604** starting with **14** (12.5 mg, 0.029 mmol) and (*R*)-*tert*-butyl piperidin-3-ylcarbamate (30 mg, 0.150 mmol).

[0216] **ER-888070** (4.5 mg, 0.012 mmol, 43 % yield) was prepared by a similar method described for **ER-886604** starting with **14** (12.5 mg, 0.029 mmol) and *tert*-butyl piperidin-4-ylcarbamate (30 mg, 0.150 mmol).

[0217] **ER-888202** (6.2 mg, 0.018 mmol, 62 % yield) was prepared by a similar method described for **ER-886604** starting with **14** (12.5 mg, 0.029 mmol) and piperidine (0.034 mL, 0.348 mmol).

[0218] **ER-888203** (7.2 mg, 0.020 mmol, 58 % yield) was prepared by a similar method described for **ER-886604** starting with **14** (15.5 mg, 0.035 mmol) and morpholine (0.030 mL, 0.350 mmol).

[0219] **ER-888204** (6.2 mg, 0.016 mmol, 57 % yield) was prepared by a similar method described for **ER-886604** starting with **14** (12.5 mg, 0.029 mmol) and (2*S*,6*R*)-2,6-dimethylmorpholine (0.070 mL, 0.580 mmol).

[0220] **ER-888205** (4.6 mg, 0.012 mmol, 41 % yield) was prepared by a similar method described for **ER-886604** starting with **14** (12.5 mg, 0.029 mmol) and ((2*R*,6*R*)-6-methylmorpholin-2-yl)methanol or **ER-885491** (40 mg, 0.305 mmol).

[0221] **ER-885491**: To a stirred suspension of **11** (890.2 mg, 4.023 mmol) in MeOH (8 mL) was added 5 % palladium on carbon (270 mg) after which time the mixture was purged with H₂ gas three times with vacuum evacuation between charges. The reaction was stirred under a H₂ atm at 40 °C for 8 h. The incomplete reaction was degassed under vacuum with purging with N₂ gas, followed by 5 % palladium on carbon (100 mg) and 2 drops conc. HCl after which time the reaction was placed under a H₂ atm as described above for 4 h at 40 °C. The completed reaction was purged with N₂ gas, followed by filtering over Celite 545, eluting with MeOH (5 mL), concentrating and drying in vacuo. The crude product **ER-885491** (378.2 mg, 2.883 mmol, 71.7 % yield) was used in the previous step without further purification.

[0222] **ER-888285** (8.6 mg, 0.020 mmol, 59 % yield) was prepared by a similar method described for **ER-886604** starting with **14** (15 mg, 0.034 mmol) and *N*-(2-pyridyl)piperazine (30 mg, 0.184 mmol).

[0223] **ER-888286** (10.2 mg, 0.020 mmol, 71.3 % yield) was prepared by a similar method described for **ER-886604** starting with **14** (14.6 mg, 0.033 mmol) and *N*-(4-pyridyl)piperazine (30 mg, 0.184 mmol).

[0224] **ER-888288** (7.2 mg, 0.016 mmol, 52 % yield) was prepared by a similar method described for **ER-886604** starting with **14** (15 mg, 0.034 mmol) and *N*-(piperidin-4-yl)acetamide (20 mg, 0.141 mmol). The HCl salt is formed by procedures previously described.

[0225] **ER-888289** (16.2 mg, 0.039 mmol, 21.6 % yield) was prepared by a similar method described for **ER-886604** starting with **14** (80 mg, 0.183 mmol) and 1,8-naphthyridin-2-amine (100 mg, 0.689 mmol).

[0226] **ER-888320** (5.8 mg, 0.015 mmol, 42 % yield) was prepared by a similar method described for **ER-886604** starting with **14** (15.5 mg, 0.035 mmol) and piperidine-4-carboxamide (20 mg, 0.156 mmol).

[0227] **ER-888321** (6.2 mg, 0.013 mmol, 37 % yield) was prepared by a similar method described for **ER-886604** starting with **14** (15.5 mg, 0.035 mmol) and *N*-(piperidin-4-yl)benzamide (40 mg, 0.196 mmol).

[0228] **ER-888322** (10.5 mg, 0.027 mmol, 75.3 % yield) was prepared by a similar method described for **ER-886604** starting with **14** (15.5 mg, 0.035 mmol) and 1-isopropylpiperazine (20 mg, 0.156 mmol).

[0229] **ER-888330** (4.2 mg, 0.011 mmol, 30 % yield) was prepared by a similar method described for **ER-886604** starting with **14** (15.5 mg, 0.035 mmol) and piperazine-1-carboxamide (20 mg, 0.155 mmol).

[0230] **ER-888479** (7.6 mg, 0.018 mmol, 51 % yield) was prepared by a similar method described for **ER-886604** starting with **14** (15 mg, 0.034 mmol) and 4-cyclohexylpiperidine (30 mg, 0.179 mmol).

[0231] **ER-888480** (8.3 mg, 0.020 mmol, 58 % yield) was prepared by a similar method described for **ER-886604** starting with **14** (15 mg, 0.034 mmol) and 4-(pyrrolidin-1-yl)piperidine (30 mg, 0.194 mmol).

[0232] **ER-888838** (6.2 mg, 0.015 mmol, 45 % yield) was prepared by a similar method described for **ER-886604** starting with **14** (15 mg, 0.034 mmol) and 3,5-dimethylpyridine-2,6-diamine (20 mg, 0.146 mmol).

[0233] **ER-888977** (1.2 mg, 0.003 mmol, 11 % yield) was prepared by a similar method described for **ER-886604** starting with **14** (12.5 mg, 0.029 mmol) and 1,3-dimethyl-1*H*-pyrazol-5-amine (28.8 mg, 0.259 mmol).

[0234] **ER-889448** (8.2 mg, 0.022 mmol, 63 % yield) was prepared by a similar method described for **ER-886604** starting with **14** (15 mg, 0.034 mmol) and 1-ethylpiperazine (0.020 mL, 0.136 mmol).

[0235] **ER-889469** (6.5 mg, 0.018 mmol, 52 % yield) was prepared by a similar method described for **ER-886604** starting with **14** (15 mg, 0.034 mmol) and 1-(azetidin-3-yl)pyrrolidine (20 mg, 0.158 mmol).

[0236] **ER-889470** (7.2 mg, 0.017 mmol, 48 % yield) was prepared by a similar method described for **ER-886604** starting with **14** (15 mg, 0.034 mmol) and 1-(azetidin-3-yl)piperidine (20 mg, 0.158 mmol).

[0237] **ER-889557** (7.7 mg, 0.020 mmol, 58.6 % yield) was prepared by a similar method described for **ER-886604** starting with **14** (15 mg, 0.034 mmol) and piperidin-4-ylmethanol (20 mg, 0.174 mmol).

[0238] **ER-889571** (3.2 mg, 0.008 mmol, 23 % yield) was prepared by a similar method described for **ER-886604** starting with **14** (15 mg, 0.034 mmol) and (*R*)-1,3'-bipyrrolidine (20 mg, 0.143 mmol).

[0239] **ER-889572** (1.1 mg, 0.003 mmol, 7.7 % yield) was prepared by a similar method described for **ER-886604** starting with **14** (15 mg, 0.034 mmol) and (*R*)-1-(pyrrolidin-3-yl)piperidine (20 mg, 0.130 mmol).

[0240] **ER-889601** (6.7 mg, 0.018 mmol, 51 % yield) was prepared by a similar method described for **ER-886604** starting with **14** (15 mg, 0.034 mmol) and 1-methyl-1,4-diazepane (20 mg, 0.175 mmol).

[0241] **ER-889602** (10.2 mg, 0.022 mmol, 65.3 % yield) was prepared by a similar method described for **ER-886604** starting with **14** (15 mg, 0.034 mmol) and phenyl(piperazin-1-yl)methanone (30 mg, 0.158 mmol).

[0242] **ER-891084** (7.2 mg, 0.016 mmol, 47 % yield) was prepared by a similar method described for **ER-886608** starting with **14** (15 mg, 0.034 mmol) and 1-(piperidin-4-yl)azepane (30 mg, 0.165 mmol).

[0243] **ER-890108** (15.2 mg, 0.036 mmol, 58.6 % yield) was prepared by a similar method described for **ER-886604** starting with **14** (27 mg, 0.062 mmol) and 1-(azetidin-3-yl)-4-methylpiperazine (90.2 mg, 0.581 mmol). Triethylamine (0.008 mL, 0.062 mmol) was also added to the reaction.

[0244] **ER-890112** (296.5 mg, 0.683 mmol, 74.7 % yield) was prepared by a similar method described for **ER-886604** starting with **14** (400.6 mg, 0.916 mmol) and 4,4'-bipiperidine (290 mg, 1.723 mmol).

[0245] **ER-894472** (53.9 mg, 0.143 mmol, 25 % yield) and **ER-894473** (51.2 mg, 0.135 mmol, 23.6 % yield) was prepared by a similar method described for **ER-886604** starting with **14** (250 mg, 0.571 mmol) and 5-methylpiperazin-2-one (78.3 mg, 0.686 mmol). The stereochemistry of each diastereomeric methyl group is arbitrarily assigned.

[0246] **ER-886507** (4.2 mg, 0.013 mmol, 51.9 % yield) was prepared by a similar method described for **ER-886604** starting with **14** (10.6 mg, 0.024 mmol) and pyrrolidine (0.022 mL, 0.257 mmol) using toluene (1 mL) instead of DMA as solvent. Boc-deprotection was not required.

[0247] **ER-886508** (3.3 mg, 0.010 mmol, 38.9 % yield) was prepared by a similar method described for **ER-890507** starting with **14** (10.8 mg, 0.025 mmol) and *N,N*-diethylamine (0.027 mL, 0.262 mmol).

[0248] **ER-886509** (4.8 mg, 0.013 mmol, 44.9 % yield) was prepared by a similar method described for **ER-890507** starting with **14** (12.5 mg, 0.029 mmol) and benzylamine (0.028 mL, 0.263 mmol).

[0249] **ER-886601** (6.6 mg, 0.018 mmol, 64.2 % yield) was prepared by a similar method described for **ER-890507** starting with **14** (12.5 mg, 0.029 mmol) and phenylamine (0.008 mL, 0.087 mmol).

[0250] **ER-886602** (6.4 mg, 0.017 mmol, 60.1 % yield) was prepared by a similar method described for **ER-890507** starting with **14** (12.5 mg, 0.029 mmol) and 1-amino-3-methylbenzene (0.028 mL, 0.263 mmol).

[0251] **ER-887104** (2.1 mg, 0.005 mmol, 17.9 % yield) was prepared by a similar method described for **ER-890507** starting with **14** (12.5 mg, 0.029 mmol) and (*S*)-2-(trifluoromethyl)pyrrolidine (36.1 mg, 0.260 mmol).

[0252] **ER-886603** (7.6 mg, 0.020 mmol, 71 % yield) was prepared by a similar method described for **ER-890507** starting with **14** (12.5 mg, 0.029 mmol) and 1-amino-2-methylbenzene (0.030 mL, 0.290 mmol) using NMP(1 mL) instead of toluene as a solvent.

[0253] **ER-886957** (4.7 mg, 0.013 mmol, 45 % yield) was prepared by a similar method described for **ER-886507** starting with **14** (12.5 mg, 0.029 mmol) and 2-methylpiperidine (25.7 mg, 0.263 mmol).

[0254] **ER-886958** (6.2 mg, 0.016 mmol, 57 % yield) was prepared by a similar method described for **ER-886507** starting with **14** (12.5 mg, 0.029 mmol) and 2-ethylpiperidine (29.3 mg, 0.263 mmol).

[0255] **ER-887139** (2.1 mg, 0.005 mmol, 18 % yield) was prepared by a similar method described for **ER-886507** starting with **14** (12.5 mg, 0.029 mmol) and (*S*)-2-trifluoromethylpyrrolidine (36.1 mg, 0.263 mmol).

[0256] **ER-887252** (2.6 mg, 0.006 mmol, 21 % yield) was prepared by a similar method described for **ER-886507** starting with **14** (12.5 mg, 0.029 mmol) and 2-amino-4-phenylpyridine (20 mg, 0.145 mmol).

[0257] **ER-887258** (4.2 mg, 0.010 mmol, 34 % yield) was prepared by a similar method described for **ER-886507** starting with **14** (12.5 mg, 0.029 mmol) and *N*-phenyl piperazine (0.040 mL, 0.290 mmol) in toluene (0.5 mL).

[0258] **ER-887259** (3.2 mg, 0.009 mmol, 30 % yield) was prepared by a similar method described for **ER-886507** starting with **14** (12.5 mg, 0.029 mmol) and 2,6-dimethylpyridine (30 mg, 0.290 mmol).

[0259] **ER-887260** (3.3 mg, 0.009 mmol, 30.1 % yield) was prepared by a similar method described for **ER-886507** starting with **14** (12.5 mg, 0.029 mmol) and (*S,S*)-2,5-dimethylpiperazine (29.6 mg, 0.263 mmol).

[0260] **ER-887261** (4.2 mg, 0.011 mmol, 39 % yield) was prepared by a similar method described for **ER-886507** starting with **14** (12 mg, 0.027 mmol) and *N*-acetyl piperazine (40 mg, 0.274 mmol).

[0261] **ER-887262** (2.4 mg, 0.006 mmol, 22 % yield) was prepared by a similar method described for **ER-886507** starting with **14** (12.5 mg, 0.029 mmol) and 4-(*R*)-hydroxy-2-(*S*)-hydroxymethylpyrrolidine (30.4 mg, 0.263 mmol).

[0262] **ER-887268** (9.3 mg, 0.017 mmol, 10 % yield) was prepared by a similar method described for **ER-886608** starting with **14** (50 mg, 0.114 mmol) and (*R*)-*tert*-butyl 3-methylpiperazine-1-carboxylate (100 mg, 0.570 mmol) using toluene (1 mL). Boc-deprotection was required as described for Boc-protected **ER-890963** above. **ER-887268** was purified by reverse-phase HPLC (Water's X-Bridge C18 19 x 100 mm column, eluting with 10 – 40 % acetonitrile in water with 0.05% TFA) followed by neutralization as described for **ER-886608**.

[0263] **ER-887269** (6.2 mg, 0.025 mmol, 21.4 % yield) was prepared by a similar method described for **ER-887268** starting with **14** (51.8 mg, 0.118 mmol) and (*R*)-*tert*-butyl 2-methylpiperazine-1-carboxylate (100 mg, 0.570 mmol).

[0264] **ER-887270** (12.2 mg, 0.033 mmol, 30 % yield) was prepared by a similar method described for **ER-887268** starting with **14** (50 mg, 0.114 mmol) and (*S*)-*tert*-butyl 2-methylpiperazine-1-carboxylate (200 mg, 1.14 mmol).

[0265] **ER-887271** (2.3 mg, 0.006 mmol, 5.5 % yield) was prepared by a similar method described for **ER-887268** starting with **14** (48.2 mg, 0.110 mmol) and (*R,R*)-*tert*-butyl 2,5-dimethylpiperazine-1-carboxylate hydrochloride (100 mg, 0.399 mmol) and DIPEA (0.10 mL, 0.55 mmol).

[0266] **ER-887272** (3.2 mg, 0.008 mmol, 7.1 % yield) was prepared by a similar method described for **ER-887268** starting with **14** (52.7 mg, 0.120 mmol) and (*S,R*)-*tert*-butyl 2,5-dimethylpiperazine-1-carboxylate (100 mg, 0.467 mmol).

[0267] **ER-890119** (256.2 mg, 0.630 mmol, 58.6 % yield) was prepared by a similar method described for **ER-890963** starting with **14** (450 mg, 1.029 mmol) and *tert*-butyl 4-(azetidin-3-yl)piperazine-1-carboxylate (314.2 mg, 1.302 mmol). Triethylamine (0.172 mL, 1.23 mmol) was also added to the reaction. Dioxane (2 mL) was used instead of DMA.

Deprotection of a Boc-group with TFA was required followed by neutralization of the final product as described previously.

[0268] **ER-892253** (152.3 mg, 0.362 mmol, 4.0 % overall yield) was prepared by a similar method described for **ER-890119** starting with **14** (4.0 g, 9.1 mmol) and *tert*-butyl (1-(azetidin-3-yl)piperidin-4-yl)carbamate (2.52 g, 9.9 mmol).

[0269] **ER-888605** (7.6 mg, 0.017 mmol, 5.0 % yield) was prepared by a similar method described for **ER-890119** starting with **14** (150 mg, 0.343 mmol) and [1,4'-bipiperidin]-2-one hydrochloride (82.5 mg, 0.377 mmol). Boc-group deprotection was not required.

[0270] **ER-888605** (7.6 mg, 0.017 mmol, 5.0 % yield) was prepared by a similar method described for **ER-890119** starting with **14** (150 mg, 0.343 mmol) and [1,4'-bipiperidin]-2-one hydrochloride (82.5 mg, 0.377 mmol). Boc-group deprotection was not required.

[0271] **ER-890093** (15.2 mg, 0.035 mmol, 45.4 % yield) was prepared by a similar method described for **ER-890119** starting with **14** (33.6 mg, 0.077 mmol) and 4-(piperidin-4-yl)morpholine (52 mg, 0.305 mmol). Boc-group deprotection was not required.

[0272] **ER-890104** (569 mg, 1.06 mmol, 42.6 % yield) was prepared by a similar method described for **ER-890119** starting with **14** (1.08 g, 2.5 mmol) and *tert*-butyl 4-(piperidin-4-yl)piperazine-1-carboxylate (1.00 g, 3.7 mmol). Boc-group deprotection of **ER-890104** (21 mg, 0.039 mmol) was performed as described above to provide **ER-890106** (12.4 mg, 0.029 mmol, 73.2 % yield).

[0273] **ER-890105** (65 mg, 0.122 mmol, 11.3 % yield) was prepared by a similar method described for **ER-890119** starting with **14** (1.08 g, 2.5 mmol) and *tert*-butyl 4-(piperidin-4-yl)piperazine-1-carboxylate (1.00 g, 3.7 mmol). DIPEA (0.65 mL, 3.7 mmol) was also added to the reaction mixture. Boc-group deprotection of **ER-890105** (60 mg, 0.112 mmol) was performed as described above to provide **ER-890107** (11.3 mg, 0.026 mmol, 23.2 % yield).

[0274] **ER-890311** (4.5 mg, 0.011 mmol, 31 % yield) was prepared by a similar method described for **ER-886608** starting with **14** (15 mg, 0.034 mmol) and (*S*)-1-(pyrrolidin-3-yl)piperidine dihydrochloride (30 mg, 0.108 mmol) replacing DMA with acetonitrile (1 mL). Triethylamine (0.014 mL, 0.102 mmol) was also added to the reaction. The dihydrochloride salt of the product was produced according to processes described previously.

[0275] **ER-890342** (41.3 mg, 0.101 mmol, 11 % yield) was prepared by a similar method described for **ER-890311** starting with **14** (150.2 mg, 0.916 mmol) and 4-(azetidin-3-yl)morpholine (221.6 mg, 1.030 mmol).

[0276] **ER-890343** (25.2 mg, 0.062 mmol, 77.2 % yield) was prepared by a similar method described for **ER-890311** starting with **14** (35.2 mg, 0.080 mmol) and 1-(azetidin-3-yl)-4-methylpiperazine (40.3 mg, 0.0201 mmol).

[0277] **ER-890344** (21.4 mg, 0.059 mmol, 73.8 %) was prepared by a similar method described for **ER-890311** starting with **14** (35.2 mg, 0.080 mmol) and (*S*)-*tert*-butyl 3-methylpiperazine-1-carboxylate (28.2 mg, 0.201 mmol). Deprotection of the Boc-group with TFA followed by neutralization was performed.

[0278] **ER-890963** (685.2 mg, 1.806 mmol, 86 %) was prepared by a similar method described for **ER-890344** starting with **14** (919 mg, 2.101 mmol) and (*S*)-*tert*-butyl 2-ethylpiperazine-1-carboxylate (500 mg, 2.333 mmol). The dihydrochloride salt of the product was produced according to processes described previously.

[0279] **ER-891090** (54.2 mg, 0.133 mmol, 46.8 % yield) was prepared by a similar method described for **ER-890311** starting with **14** (137.5 mg, 0.314 mmol) and (*S*)-1,3'-bipyrrolidine dihydrochloride (30 mg, 0.165 mmol). Boc-group deprotection was not required.

[0280] **ER-895204** (35.2 mg, 0.084 mmol, 73.1 % yield) was prepared by a similar method described for **ER-890311** starting with **14** (50 mg, 0.114 mmol) and *N*-ethylpiperidine-4-carboxamide (21.4 mg, 0.137 mmol). The hydrochloride salt of the product was produced according to processes described previously.

[0281] **Preparation of ER-887612 as a modified example of Compound 15 from Scheme 4:**

[0282] A mixture of **Compound 3** (201 mg, 0.862 mmol) and (*R*)-2-hydroxymethyl morpholine hydrochloride (132, 0.856 mmol) in NMP(3 mL) was heated to 170 °C for 16 h. The completed reaction was cooled, filtered, eluted with MeOH (2 mL) then purified directly by HPLC using a C-18 column eluting with a 10 – 100 % acetonitrile in water containing 0.1 % TFA. The desired product was collected and concentrated to dry. The resulting product was dissolved in MeOH (2 mL) and passed over a basic silica plug (Biotage, 1g, SiCO₃) eluting with MeOH (5 mL) to provide (*R*)-5-(2-(hydroxymethyl)morpholino)quinoline-8-carbonitrile or **ER-886849** (108 mg, 0.401 mmol, 46.9 % yield).

[0283] To a stirred solution of **ER-886849** (101 mg, 0.375 mmol) in DCM (2 mL) was added *p*-toluenesulfonyl chloride (78.5 mg, 0.412 mmol) followed by DIPEA (0.13 mL,

0.746 mmol) and DMAP (2.3 mg, 0.019 mmol). The reaction mixture was stirred at rt for 2 h after which time additional *p*-toluenesulfonyl chloride (78.7 mg, 0.413 mmol) was added followed by stirring at rt for 4 h. Water (1.2 mL) and DCM (5.9 mL) were added to the completed reaction with stirring followed separation of the layers. The organic layer was washed with brine (1.2 mL), dried over MgSO₄, filtered and concentrated to dry. The crude product was purified over silica gel (Biotage SP4, Interchim 25g, eluting with 20 -100 % EtOAc in heptane gradient), the desired fractions collected, concentrated and dried in vacuo to provide (*R*)-(4-(8-cyanoquinolin-5-yl)morpholin-2-yl)methyl 4-methylbenzenesulfonate (85 mg, 0.201 mmol, 53.6 % yield).

[0284] A solution of (*R*)-(4-(8-cyanoquinolin-5-yl)morpholin-2-yl)methyl 4-methylbenzene-sulfonate (27 mg, 0.064 mmol) and 2-aminopyridine (90 mg, 0.956 mmol) in NMP (1 mL) was microwaved at 150 °C for 15 min. The cooled reaction was diluted with NMP (3 mL) and purified directly by HPLC using a C-18 column eluting with a 10 - 100 % acetonitrile in water containing 0.1 % TFA. The desired product was collected and concentrated to dry. The resulting product was dissolved in MeOH (2 mL) and passed over a basic silica plug (Biotage, 1g, SiCO₃) eluting with MeOH (5 mL) to provide **ER-887612** (16 mg, 0.046 mmol, 71.9 % yield).

[0285] **ER-885211** (4 mg, 0.016 mmol, 24.7 % yield) was prepared in a similar manner to **ER-886849** starting with Compound **3** (15 mg, 0.064 mmol) and (*R*)-2-methylmorpholine (22 mg, 0.160 mmol). TEA (0.05 mL, 0.359 mmol) was added to the reaction.

[0286] **Alternative Synthesis of Compound 10 Scheme 5**

[0287] Compound **16**: To a stirred solution of compound **8** (2.869 g, 7.06 mmol) in acetonitrile (14.4 ml) cooled to 5-6 °C was added TFA (0.163 ml, 2.12 mmol) followed by NBS (1.385 g, 7.78 mmol). The reaction mixture was stirred for 1h after which time 9% NaHCO₃ (6.6 g, 7.1 mmol) was added followed by sodium sulfite (Na₂SO₃; 0.27 g, 2.1 mmol) and then stirred for 5 min. The mixture was diluted with water (5.7 ml) and toluene (29 ml), stirred for an additional 5 min followed by separation of the layers. The aqueous layer was extracted with toluene (14.4 ml) after which time the combined organic layers were washed with 20 % NaCl (7.20 ml), concentrated to approx. 5 ml, and then diluted with MTBE (29 ml). 2 M NaOH (7.1 ml) was added and resultant biphasic mixture was vigorously stirred for 10 min. The organic layer was separated and sequentially washed two times with 20 % NaCl (14 ml each), water (5.7 ml), concentrated to approx. 5 ml, and diluted with toluene (14.4 ml). The resultant solution containing (*2R*)-2-

((benzyloxy)methyl)-6-(bromomethyl)-4-((2-nitrophenyl)-sulfonyl)morpholine, **16**, was used directly in the next reaction.

[0288] Compound **17**: To the stirred solution of **16** (ca. 3.43 g, 7.06 mmol from above) in toluene was added DBU (2.66 ml, 17.648 mmol) followed by heating at 100 °C for 4 h. The completed reaction was cooled to 15 °C followed by the addition of MTBE (60 ml) and 1 M HCl (21.2 ml) with stirring. The layers were separated after which time the aqueous layer was extracted with MTBE (20 ml). The combined organic layers were washed with water (10 ml), 9 wt % NaHCO₃ in water (10 g, 10.713 mmol), 20 wt % NaCl (10 ml), concentrated to dry. The give crude yellow oil with salts was diluted with DCM (10 ml), filtered and concentrated to give crude (*R*)-2-((benzyloxy)methyl)-6-methylene-4-((2-nitrophenyl)sulfonyl)morpholine, **17** (3.2 g) as orange-colored oil.

[0289] Compound **10**: To a stirred solution triethylsilane (1.69 ml, 10.6 mmol) in DCM (4 ml) at 0 °C was added TFA (2.72 ml, 35.3 mmol) followed by cooling to -15 °C. Crude **17** (ca. 2.86 g, 7.06 mmol) in DCM (4 ml) was added while maintaining the temperature at -5 °C followed by adding the rinsed residuals with DCM (4 ml). The resultant mixture was stirred at -10 to -5 °C for 1h then warmed to 2-3 °C for an additional 1 h. The completed reaction was cooled to -10 °C, poured into pre-chilled (2 °C) 2 M NaOH (21.2 ml, 42.4 mmol) rinsing the reactor with DCM (2 ml). The final mixture was extracted with MTBE (50 ml) and the organic layer was washed with water (10 ml), 20 wt % NaCl (10 ml) and concentrated to give orange-colored oil. Crude product was purified over silica gel (*n*-heptane/MTBE 1:2) to provide (2*R*,6*R*)-2-((benzyloxy)methyl)-6-methyl-4-((2-nitrophenyl)sulfonyl)morpholine, **10** (1.437 g, 3.54 mmol, 50% yield in 3 steps from **8**) as light yellow solid after combining and concentration of the desired fractions then drying in vacuo.

[0290] Alternative Synthesis of Compound 11 Scheme 6

[0291] Compounds **18** & **19**: To a stirred suspension of glycine (85.86 g, 1.144 mol) was in 1,4-dioxane (660 mL) was added 1.0 M aqueous NaOH (1144 mL, 1.114 mol) followed by heating to 80 °C after which time a solution of (2*R*)-benzyl 2-epoxypropyl ether **6** (93.90 g, 0.5718 mol) in 1,4-dioxane (94 mL) was added slowly while maintaining T-internal between 77-82 °C over a 2-h period. The completed reaction mixture was cooled to 18 °C followed by the addition of di-*tert*-butyl dicarbonate (262.1 g, 1.201 mol) maintaining the temperature between 18 and 21°C. The mixture was stirred at rt overnight after which time the completed mixture was washed two times with heptane (2000 mL). The aqueous layer was acidified with 20 wt% citric acid (270 g) and extracted three times with EtOAc

(2000 mL & 2 x 1000 mL). The combined organic layers were washed twice with 20 wt% NaCl (460 g each), concentrated, dissolved in EtOAc (560 mL), filtered, concentrated and diluted with DCM (280 mL) to give (*R*)-2-((3-(benzyloxy)-2-hydroxypropyl)(*tert*-butoxycarbonyl)amino)acetic acid, **18** in a solution.

[0292] To a stirred solution of EDC (120.6 g, 0.6290 mol) and DMAP (2.10 g, 0.0172 mol) were suspended in DCM (380 mL) at 15 °C was added the above **18** solution over a 30-min period while maintaining the temperature below 20 °C. The reaction mixture was stirred at 18-20 °C for 3h after which time it was cooled to 10 °C and then quenched with 20 wt % citric acid (820 g) with stirring. The layers were separated and the aqueous layer was extracted with MTBE (1.4 L). The combined organic layers were washed with saturated aqueous NaHCO₃ (480 g), 30 % NaCl (470 g) and concentrated. The crude product thus obtained was purified over silica gel (eluting with *n*-heptane/EtOAc 4:1 to 3:1) to provide (*R*)-*tert*-butyl 2-((benzyloxy)methyl)-6-oxomorpholine-4-carboxylate, **19** (96 g, 0.298 mol, 26.1 % yield in two steps) as clear yellow oil after combining the desired fractions, concentration and drying in vacuo.

[0293] Compounds **22** & **23**: To a stirred solution of **19** (134.29 g, 0.418 mol) in THF (1100 mL) cooled to -75 °C was added 1.5 M of MeLi-LiBr complex in diethyl ether (334 mL, 0.501 mol)) was dropwise over 1 h while maintaining the temperature at < -65 °C. The mixture was cooled to -75 °C and stirred for 1.5 h after which time the reaction was slowly quenched over a 10-min period with 20 wt % aqueous NH₄Cl (270 g) while maintaining the temperature at < -55 °C. The mixture was warmed to 0 °C over 1h, partitioned between water (270 g) and MTBE (1340 mL). The aqueous layer was extracted with MTBE (1100 mL) followed by combining the organic layers and washing them with 20 wt % NaCl (270 g) and concentrated to dry. The residue was dissolved in toluene (1100 mL), filtered, concentrated, azeotroped to dry with toluene (1100 mL), and then dissolved in DCM (1200 mL). The mixture was cooled to -72 °C and triethylsilane (0.200 L, 1.25 mol) was added followed by trimethylsilyl trifluoromethanesulfonate (151 mL, 0.836 mol) over 45-min period while maintaining the temperature at < -68 °C. TFA (129 mL, 1.67 mol) in DCM (336 mL, 5.24 mol) was added over 20-min period to the completed reaction while maintaining the temperature at < -65 °C. The mixture was warmed up to -10 °C followed by the addition of saturated aqueous NaHCO₃ (0.70 kg) with stirring. The layers were separated and the aqueous layer was extracted two times with DCM (940 mL each). The combined organic layers were washed with saturated aqueous NaHCO₃ (0.70 kg), concentrated, dissolved in acetonitrile (400 mL), treated with di-*tert*-butyl dicarbonate (91.2 g, 0.418 mol) at 20-25 °C,

and stirred for 1h. The completed reaction azeotropered to dry with toluene (800 ml) and purified over silica gel (eluted with *n*-heptane/EtOAc 9:1 to 4:1) to provide (2*R*,6*R*)-*tert*-butyl 2-((benzyloxy)methyl)-6-methylmorpholine-4-carboxylate, **22** (61.90g, 0.193 mol, 46% yield from **19**) as white solid after combining the desired fractions, concentration and drying in vacuo. The minor stereoisomer (2*R*,6*S*)-*tert*-butyl 2-((benzyloxy)methyl)-6-methylmorpholine-4-carboxylate, **23**, was separable by silica gel column chromatography.

[0294] Compound **11**: To a stirred solution of **22** (27 mg, 0.084 mol) in DCM (0.60 mL) was added TFA (0.30 mL, 0.0039 mol) at rt followed by stirring for 30 min. The completed reaction was concentrated, azeotropered twice to dryness with toluene (1.8 mL x 2) and dissolved in DCM (3.0 mL). The organic solution was washed with saturated aqueous NaHCO₃ (0.50 g), concentrated, and dried in vacuo to provide (2*R*,6*R*)-2-((benzyloxy)methyl)-6-methylmorpholine, **11** (19 mg, 100 % yield) as colorless film.

[0295] **2nd Alternative Synthesis of Compound 11 – Scheme 7**

[0296] Compound **23**: A solution of (2*R*)-benzyl 2-epoxypropyl ether, **6** (21.0 g, 0.128 mol) in EtOH (100 mL) was added slowly to a solution of 7.0 M ammonia in MeOH (100 mL) and 28% aq. ammonium hydroxide (210 mL) at rt. The reaction vessel was tightly capped and stirred at rt for 23 h. The completed reaction was concentrated in vacuo, and the crude product was azeotropered to dry twice with toluene (100 mL) to provide (*R*)-1-amino-3-(benzyloxy)propan-2-ol, **23** (23 g) as waxy solid containing approximately 15% of dimer. The crude was used for next reaction without further purification.

Compound **25**: To the solution of **23** (12.0 g, 49.7 mmol) in EtOH (15 mL) was added commercially available methyl (*S*)-(-)-2-chloropropionate, **24** (6.69 g, 54.6 mmol). The mixture was heated to 70 °C and stirred for 14 h after which time the completed reaction was concentrated in vacuo. The crude product was diluted with EtOAc (50 mL), washed with 1N HCl (20 mL), brine (20 mL), and then the organic phase was dried over anhydrous Na₂SO₄, filtered and concentrated to dry. Purification over silica gel (SNAP 10g, heptane/EtOAc = 5/1 to 1/5, then EtOAc only, TLC hep/EtOAc = 1/3, *r_f* = 0.45) provided the colorless syrup (*S*)-*N*-((*R*)-3-(benzyloxy)-2-hydroxypropyl)-2-chloropropanamide, **25** (9.86 g, 36.2 mmol, 73% yield) after the desired collected fractions were concentrated and dried in vacuo.

[0297] Compound **26**: To the stirred suspension of 60 % sodium hydride (5.82 g, 0.0728 mol) in THF (440 mL) cooled to 0 °C was added **25** (9.89 g, 36.4 mmol) in THF (100 mL) dropwise over a 15 min period. The reaction mixture was stirred at 0 °C an additional 30 min after which time it was allowed to warm to rt for 1 h. The completed reaction completion cooled to 0 °C upon which time isopropyl alcohol (100 mL) was added slowly.

The crude solution was neutralized with Dowex H⁺ followed by filtering off the resin, washing with isopropanol two times (20 mL each) and concentrating the filtrate to dry. The crude product was purified over silica gel (SNAP 100 g, hep/EtOAc = 1/1 to EtOAc only, TLC hep/EtOAc = 1/3, *rf* = 0.4) to provide (2*R*,6*R*)-6-((benzyloxy)methyl)-2-methylmorpholin-3-one, **26** (6.42 g, 27.3 mmol, 75% yield) after the desired collected fractions were collected, concentrated and dried in vacuo.

[0298] Compound **11**:

[0299] To a stirred solution of **26** (6.67 g, 28.3 mmol) in THF (20 mL) solution was added to 1 M of lithium tetrahydroaluminate in THF (40.0 mL) at rt dropwise. The reaction was stirred at rt for 2.5 h after which time the completed reaction was cooled to 0 °C followed by a slow dropwise addition of water (13 mL), then 1 M of NaOH in water (0.8 mL). The quenched reaction was stirred at rt until a free flowing white precipitate formed. The precipitate was filtered over a Celite 545 pad and washed with EtOAc, DCM, and Et₂O (10 mL each). The filtrate was concentrated and purified over silica gel (SNAP 100 g, DCM only to DCM/MeOH = 97/3, TLC CHCl₃/MeOH=9/1, *rf*_{trans} =0.5, *rf*_{cis} =0.4). Obtained the *cis/trans* diastereomer mixture of **11** (4.42 g, 20.0 mmol, 70.6% yield) of which pure **11** (0.93 g, 4.2 mmol, 15 % yield) was obtained.

[0300] Alternative Preparation of Compound **12** – Scheme 8

[0301] Compound **28**: To a suspension of sodium carbonate (31 g, 0.37 mol) in water (50 ml) was added a solution of 1-amino-3,3-diethoxypropane (10.00 mL, 61.81 mmol) in DCM (50 mL) followed by cooling to 0 °C. benzenesulfonyl chloride (7.65 mL, 60.0 mmol) was added at 0 °C with vigorous stirring followed by warming to 20 °C and continued stirring for 2 h after which time MTBE (150 mL) was added. Organic layer was separated, washed with 1.0 M of HCl (50 mL), saturated NaHCO₃ (50 g), water (50 g), concentrated and azeotroped to dry two times with MTBE (150 mL x 2) to provide *N*-(3,3-diethoxypropyl)benzenesulfonamide, **28** (17.34 g, 60.34 mmol, 97% yield) as light yellow clear oil.

[0302] Compound **30**: To a stirred solution of 2-fluoro-4-hydroxybenzonitrile, **29** (15.00 g, 0.1094 mol) in DMF (45.0 mL) cooled to 0 °C was added potassium carbonate (37.8 g, 0.274 mol) followed by stirring at 0-5 °C for 30 min. Benzyl bromide (13.7 mL, 0.115 mol) was added to the reaction mixture at < 5 °C, stirred at 5 °C for 1h followed by warming to 20 °C and stirring for additional 2.5 h. The completed reaction was partitioned between water (180 ml) and MTBE (220 mL), the layers separated and the organic layer was washed with water (90 mL), concentrated and azeotroped to dry two times with EtOAc (150

mL each) to provide 4-(benzyloxy)-2-fluorobenzonitrile, **30** (24.64 g, 0.1084 mol, 99% yield) as white solid.

[0303] Compounds **32**: To a stirred solution of **28** (13.28 g, 46.21 mmol) in NMP (30.0 mL) was added **30** (10.00 g, 44.01 mmol) at rt followed by Cs₂CO₃ (21.5 g, 66.0 mmol). Resultant mixture was heated at 110 °C for 16 h followed cooling to rt. The mixture was partitioned between water (120 g) and MTBE (120 mL) and the aqueous layer was extracted with MTBE (120 mL). The combined organic layers were washed with water (60 g) concentrated and azeotroped to dry two times with EtOAc (100 mL each) to give *N*-(5-(benzyloxy)-2-cyanophenyl)-*N*-(3,3-diethoxypropyl)benzenesulfonamide, **31**, as a brownish oil. The crude product was subjected to hydrogenolysis with 10 wt % Pd-C(1.40 g) in EtOAc (100 mL) under a hydrogen gas atmosphere (balloon pressure) for 3 h, after which time the purged reaction mixture was filtered through a pad of Celite, rinsed with EtOAc (100 mL) and concentrated. The crude product thus obtained was purified over silica gel (eluting with *n*-heptane/MTBE 2:3) to provide *N*-(2-cyano-5-hydroxyphenyl)-*N*-(3,3-diethoxypropyl)benzene-sulfonamide, **32** (16.38g, 40.50 mmol, 92% yield) as yellow viscous oil.

[0304] Compound **33**: To a stirred solution of **32** (5.45 g, 13.5 mmol) in THF (40 mL) cooled to 0 °C. was added water (5.4 mL) followed by TFA (11 mL, 0.14 mol). The resultant mixture was allowed to warm to 20 °C and stirred overnight. The completed reaction was azeotroped to dry two times with toluene (54 mL each) to provide *N*-(2-cyano-5-hydroxyphenyl)-*N*-(3-oxopropyl)benzenesulfonamide, **33** (4.55 g, 13.8 mmol, 100 % yield. as viscous oil.

[0305] Compound **34**: To a stirred suspension of **33** (1.64 g, 4.96 mmol) in a mixture of toluene (29.5 mL) and NMP (1.2 mL) heated at 70 °C was added **D-(+)-10**-camphorsulfonic acid (1.15 g, 4.96 mmol) followed by heating at 100 °C for 14 h. The completed reaction was cooled to rt, diluted with EtOAc (60 mL), washed with water (6.3 mL), and concentrated to give dark brownish oil. Crude product was purified over silica gel (eluting with *n*-heptane/EtOAc 1:1) to provide 5-hydroxy-1-(phenylsulfonyl)-1,2-dihydroquinoline-8-carbonitrile, **34** (685 mg, 2.19 mmol, 44% yield) as yellow solid.

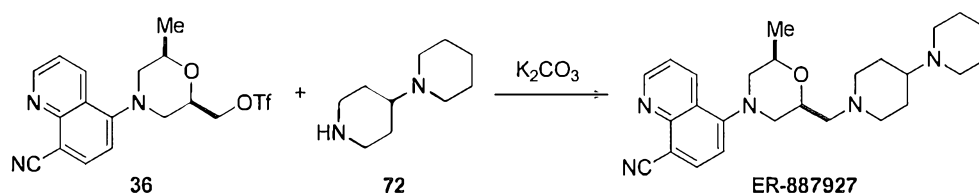
[0306] Compounds **35** and **12**: To a stirred suspension of **34** (0.393 g, 1.26 mmol) in DCM (3.0 ml) was added 2,6-lutidine (0.437 ml, 3.78 mmol) followed by cooling to 1-2 °C. A solution of trifluoromethanesulfonic anhydride (0.275 ml, 1.64 mmol) in DCM (1.0 ml) was added while maintaining the temperature below 4 °C. The reaction mixture was stirred at 2-3 °C for 1h, poured into a pre-chilled (5 °C) mixture of MTBE (20 ml) and 1 M HCl (6.3

ml). The resultant, separated organic layer was washed with 9 wt % NaHCO₃ (3 g), 20 wt % NaCl (5 g), dried over Na₂SO₄ (2 g) for 1h, filtered and concentrated to give crude 8-cyano-1-(phenylsulfonyl)-1,2-dihydroquinolin-5-yl trifluoromethane-sulfonate, **35** as a yellow oil. **35** was dissolved in NMP (2.5 ml) and DIPEA (1.75 ml, 10.1 mmol) followed by **11** (0.446 g, 2.02 mmol) and resultant mixture was heated at 125 °C overnight. The completed reaction was cooled to rt and partitioned between EtOAc (30 ml) and water (10 ml). The organic layer was washed with water (10 ml), concentrated and purified over a silica gel plug column (eluting with *n*-heptane/EtOAc 1:1) to provide 5-((2*R*,6*R*)-2-((benzyloxy)methyl)-6-methylmorpholino)-quinoline-8-carbonitrile, **12** (80.2 mg, 0.215 mmol, 17% yield) as brownish solid.

[0307] Synthesis of Compound 36 Scheme 9: To a stirred suspension of **13** (10.97 g, 38.72 mmol) in DCM (44 mL) was added 2,6-lutidine (5.38 mL, 46.5 mmol) followed by cooling to 0 °C. A solution of trifluoromethanesulfonic anhydride (Tf₂O; 6.84 mL, 40.7 mmol) in DCM (22 mL) was added while maintaining the temperature at < 5 °C and stirring for 1h. The completed reaction was quenched with saturated sodium bicarbonate (65 g) and the mixture was warmed up to 15 °C. The layers were separated and the aqueous layer was extracted with DCM (55 mL). The combined organic layers were washed with 20 wt % NaCl (33 g) and stirred over Florisil (11 g) for 1.5 h after which time the mixture was filtered, eluted with MTBE (55 mL) and concentrated. The tan solid was suspended in DCM (11 ml), diluted with *n*-heptane (110 ml), filtered, rinsed with *n*-heptane/DCM 10:1 (121 ml), and dried under vacuum to provide ((2*R*,6*R*)-4-(8-cyanoquinolin-5-yl)-6-methylmorpholin-2-yl)methyl trifluoromethanesulfonate, **36** (15.20 g, 36.6 mmol, 94% yield) as light tan solid.

[0308] Synthesis of ER-887927 using Schemes 9 and 17:

[0309] Scheme 17



[0310]

[0311] To a stirred suspension of **36** (1.002 g, 2.412 mmol) in acetonitrile (6.0 mL) was added potassium carbonate (1.33 g, 9.65 mmol) followed by commercially available 1,4'-bipiperidine, **72** (609 mg, 3.62 mmol). The reaction mixture was heated at reflux for 5 h after which time the completed reaction was cooled to rt, diluted with water (12 mL) and partially concentrated. *N*-Heptane (10 mL) and MTBE (10 mL) were added and the mixture was partially concentrated upon which time a brownish solid thus formed was collected by

filtration, rinsed with: (1) water (15 mL) and (2) *n*-heptane (15 mL), and dried under vacuum overnight. The dried solid was dissolved in *n*-heptane (10 mL, 0.2 mol), diluted with acetonitrile (5.0 mL, 0.096 mol) then treated with Florisil (0.50 g) at rt for 10 min. The mixture was filtered, eluted with acetonitrile (10 mL) and concentrated to give tan solid, which was triturated with MTBE/*n*-heptane 1:2 (15 ml), filtered, rinsed with MTBE/*n*-heptane 1:3 (10 ml) and dried under N₂/vacuum to give **ER-887927** as light tan powder (1.001 g, 2.31 mmol, 95% yield).

[0312] **ER-893881** (15.2 mg, 0.037 mmol, 51.6 % yield) was prepared by a similar method described for **ER-887927** starting with **36** (30 mg, 0.072 mmol) and (*S*)-1,3'-bipyrrolidine dihydrochloride (20.5 mg, 0.144 mmol) using TEA (0.020 mL, 0.141 mmol) instead of K₂CO₃.

[0313] **ER-894483** (30 mg, 0.079 mmol, 32.8 % yield) was prepared by a similar method described for **ER-893881** starting with **36** (100 mg, 0.241 mmol) and (*R*)-3-methylpiperazin-2-one (54.9 mg, 0.481 mmol).

[0314] **ER-894484** (30 mg, 0.079 mmol, 32.8 % yield) was prepared by a similar method described for **ER-893881** starting with **36** (100 mg, 0.241 mmol) and (*S*)-3-methylpiperazin-2-one (54.9 mg, 0.481 mmol).

[0315] **ER-894504** (30 mg, 0.076 mmol, 31.5 % yield) was prepared by a similar method described for **ER-893881** starting with **36** (100 mg, 0.241 mmol) and (2*S*,5*R*)-2,5-dimethylpiperazine (54.9 mg, 0.481 mmol).

[0316] **ER-894505** (30 mg, 0.076 mmol, 31.5 % yield) was prepared by a similar method described for **ER-893881** starting with **36** (100 mg, 0.241 mmol) and 2,3-dimethylpiperazine (54.9 mg, 0.481 mmol).

[0317] **ER-894655** (140 mg, 0.309 mmol, 64.2 % yield) was prepared by a similar method described for **ER-893881** starting with **36** (200 mg, 0.482 mmol) and *tert*-butyl 2,2-dimethylpiperazine-1-carboxylate (206 mg, 0.961 mmol). The Boc-protecting group was hydrolyzed using 4 N HCl dioxane followed by isolation of the desired product by azeotroping to dry with toluene and drying under vacuo.

[0318] **ER-894151** (1.066 g, 3.16 mmol, 65.4 % yield) was prepared by a similar method described for **ER-893881** starting with **36** (2.0 g, 4.81 mmol) and *tert*-butyl azetidin-3-ylcarbamate (0.995 g, 5.78 mmol). The Boc-protected intermediate was deprotected using TFA (3 mL) in DCM (3 mL). The reaction was allowed to stir for 30 m, after which time the reaction was concentrated to dry with azeotroping three times with toluene (5 mL each). The residue was diluted with DCM (10 mL), washed two times with sat. NaHCO₃ (5 mL), water

(5 mL), brine (5 mL), dried over MgSO₄, filtered, concentrated and dried in vacuo to provide the desired product.

[0319] ER-890250: To a cooled stirring solution of **ER-887927** (50 mg, 0.115 mmol) in THF (1 mL) at -78 °C was added 1.6 M methyl lithium-lithium bromide complex in ethyl ether (0.15 mL, 0.24 mmol) whereupon the pale yellow solution was changed to bright red/orange. The reaction mixture was stirred for 1.5 h at -78 °C after which time it was quenched with aqueous ammonium hydroxide (2 mL) followed by slowly warming to rt. The reaction was extracted three times with DCM (5 mL) and the combined organic layers were dried over , filtered and concentrated to dry.

The crude intermediate was dissolved in acetone (1 mL) followed by a solution of ceric ammonium nitrate (300 mg, 0.547 mmol) in water (1.5 mL). The reaction mixture was stirred for 30 min after which time the reaction mixture was concentrated to a crude solid. The solid was suspended in acetone 5 mL, stirred for 5 min, filtered and the solid filter pad eluted three times with acetone (5 mL each). The combined filtrates were concentrated in then purified by reverse-phase HPLC (X-Bridge C18 19 x 100 mm column using a acetonitrile/water gradient containing 0.1 % formic acid). The desired fractions were combined, concentrated, dissolved in MeOH (2 mL), passed over a SiCO₃ column, eluted two times with MeOH, concentrated and dried in vacuo to provide **ER-890250** (4.4 mg, 0.010 mmol, 8.5 % yield).

[0320] Synthesis of ER-884884 from Scheme 10:

[0321] Compound 37: To a stirred solution of **22** from **Scheme 6** (1.003 g, 3.121 mmol) in EtOH (5 mL) was added 5 % Pd on carbon (100 mg) followed by charging the flask several times with hydrogen gas. The reaction was heated to 40 °C maintaining a hydrogen atmosphere (balloon pressure) and stirred overnight, after which time the reaction was purged with nitrogen gas several times while evacuating the system with house vacuum between purges. The completed reaction was filtered over Celite 545, the filter pad washed two times with EtOH (5 mL each), followed by concentration of the combined filtrates were concentrated and dried in vacuo. The crude product, (3*R*,5*S*)-*tert*-butyl 3-(hydroxymethyl)-5-methylpiperidine-1-carboxylate (0.720 g, 3.114 mmol, 99.8% yield) was used in the next step without further purification.

[0322] To a stirred solution of (3*R*,5*S*)-*tert*-butyl 3-(hydroxymethyl)-5-methylpiperidine-1-carboxylate (0.783 g, 3.385 mmol) in DCM (5 mL) was added *p*-toluenesulfonyl chloride (0.968 g, 5.078 mmol) followed by DMAP (40 mg, 0.33 mmol) and DIPEA (1.18 mL, 6.77 mmol) at rt. The reaction mixture was stirred at rt for 3 h after which

time water (5 mL) was added followed by stirring an additional 15 min. The resultant organic layer was washed with 0.1 N HCl (5 mL), brine (3 mL), dried over MgSO₄, filtered and concentrated to dryness. The crude product was purified over silica gel (Biotage, eluting with 3:1 heptanes: EtOAc) to provide (3*S*,5*R*)-*tert*-butyl 3-methyl-5-((tosyloxy)methyl)piperidine-1-carboxylate (0.8602 g, 2.232 mmol, 65.9 % yield).

[0323] To a stirred solution of (3*S*,5*R*)-*tert*-butyl 3-methyl-5-((tosyloxy)methyl)piperidine-1-carboxylate (0.860 g, 2.232 mmol) in DMF (7 mL) at rt was added sodium azide (0.218 g, 3.347 mmol) after which time the reaction was warmed to 80 °C and stirred an additional 3 h. The completed reaction was cooled to rt, diluted with EtOAc (25 mL) and washed three times with water (5 mL each). The resultant organic layer was dried over anhydrous Na₂SO₄, filtered, concentrated after which time the crude product was purified over silica gel (Biotage eluting with 0 to 15 % EtOAc in heptane gradient) to provide (2*R*,6*R*)-*tert*-butyl 2-(azidomethyl)-6-methylmorpholine-4-carboxylate, **37** (0.545 g, 2.126 mmol, 95.3 % yield) as a colorless crystalline solid after concentration of the desired combined fractions and drying in vacuo.

[0324] **ER-884884:** To a stirred solution of **37** (0.545 g, 2.126 mmol) in MeOH (5 mL) was added 5 % palladium on activated carbon (250 mg) followed by charging the flask several times with hydrogen gas. The reaction was maintaining under a hydrogen atmosphere (balloon pressure) at rt and stirred for 12 h, after which time the reaction was purged with nitrogen gas several times while evacuating the system with house vacuum between purges. The completed reaction was filtered over Celite 545, the filter pad washed two times with EtOH (2 mL each), followed by concentration of the combined filtrates were concentrated and dried in vacuo. The crude product, (2*S*,6*R*)-*tert*-butyl 2-(aminomethyl)-6-methylmorpholine-4-carboxylate (0.489 g, 2.10 mmol, 99.9% yield) was used in the next step without further purification.

[0325] To a stirred solution of (2*S*,6*R*)-*tert*-butyl 2-(aminomethyl)-6-methylmorpholine-4-carboxylate (50.2 mg, 0.218 mmol) in DCM (0.5 mL) was added TFA (0.25 mL, 3.4 mmol) at rt. The reaction mixture was stirred for 1 h after which time it was concentrated and azeotroped to dry two times with toluene (2 mL each) and dried in vacuo. The crude deprotected morpholine was dissolved with stirring in DMA (1 mL) followed by TEA (2 mL) and compound **3** (50 mg, 0.214 mmol). The reaction mixture was warmed to 140 °C and stirred for 1h after which time the completed reaction was cooled to rt and directly injected onto a preparative reverse-phase HPLC column (after filtering) to provide

ER-884884 (12.1 mg, 0.043 mmol, 19.7 % yield) after concentration of the desired combined fractions and drying under vacuo.

[0326] **Substituted Compound 15, Scheme 10 or ER-879713:** To a stirred solution of **ER-884884** (30.2 mg, 0.107 mmol) in DCM (0.5 mL) was added TEA (30 uL, 0.20 mmol) followed by 2,2-dimethylpropanoyl chloride (20 uL, 0.162 mmol). The reaction mixture was stirred at rt for 3 h after which time the completed reaction was concentrated, filtered, and purified directly via preparative reverse-phase HPLC (Water's X-Bridge C18 19x100mm column; eluted with a gradient of acetonitrile in water containing 0.05 % TFA) to provide **ER-879713** (20.5 mg, 0.056 mmol, 52.3 % yield) after concentration of the desired combined fractions and drying under vacuo.

[0327] **ER-886432** (10.2 mg, 0.023 mmol, 52.7 % yield) was obtained using a similar process to **ER-879713** starting with **ER-884884** (50 mg, 0.177 mmol) and 1-phenylcyclobutanecarbonyl chloride (8.5 mg, 0.044 mmol).

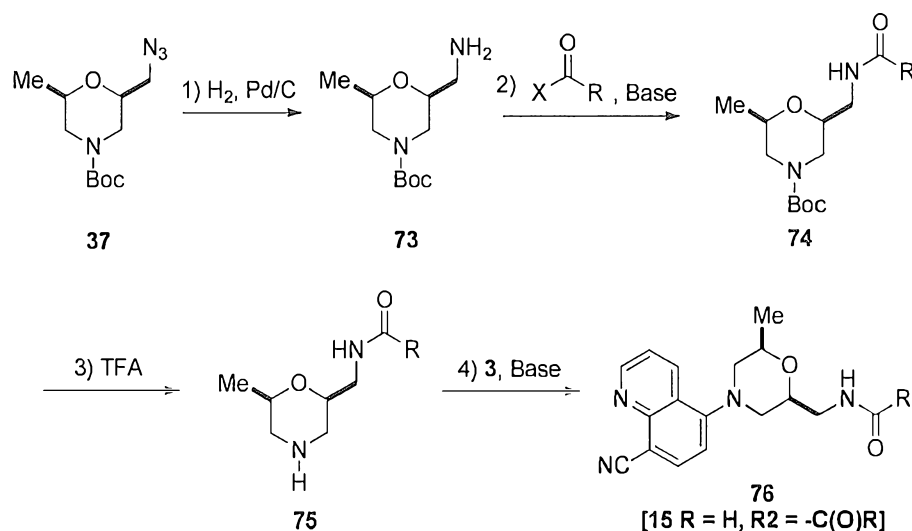
[0328] **ER-886563** (3.6 mg, 0.023 mmol, 20.3 % yield) was obtained using a similar process to **ER-879713** starting with **ER-884884** (12.4 mg, 0.044 mmol) and benzeneacetyl chloride (0.007 mL, 0.053 mmol). .

[0329] **ER-888137:** To a stirred solution of **ER-884884** (30.2 mg, 0.107 mmol) in NMP(0.5 mL) was added 2-chloro-5-fluoropyrimidine (140 mg, 1.056 mmol). The reaction mixture was microwaved at 150 °C for 5 min, after which time the cooled reaction was purified over a C-18 reverse-phase HPLC preparative column eluting with a 10 to 40 % acetonitrile in water gradient. The desired fractions were concentrated and dried under vacuo to provide **ER-888137** (6.5 mg, 0.017 mmol, 9.7 % yield).

[0330] **ER-888701** (12.2 mg, 0.031 mmol, 17.7% yield) was prepared in a similar manner to **ER-888137** starting with **ER-884884** (50 mg, 0.177 mmol) and 2-chloro-5-ethylpyrimidine (150 mg, 1.052 mmol).

[0331] **ER-888896** (3.0 mg, 0.008 mmol, 23.1 % yield) was prepared in a similar manner to **ER-888137** starting with **ER-884884** (10.1 mg, 0.036 mmol) and 2-chloropyrazine (30 mg, 0.261 mmol).

[0332] **Scheme 18: Alternative Route to Substituted Compound 15:**



[0333]

[0334] **ER-879713** or **Compound 76** using **Scheme 18**:

[0335] **Compound 73**: To a stirred solution of **37** (0.545 g, 2.126 mmol) in MeOH (5 mL) was added 5 % palladium on activated carbon (250 mg) followed by charging the flask several times with hydrogen gas. The reaction was maintaining under a hydrogen atmosphere (balloon pressure) at rt and stirred for 12 h, after which time the reaction was purged with nitrogen gas several times while evacuating the system with house vacuum between purges. The completed reaction was filtered over Celite 545, the filter pad washed two times with EtOH (2 mL each), followed by concentration of the combined filtrates were concentrated and dried in vacuo. The crude product, (2*S*,6*R*)-*tert*-butyl 2-(aminomethyl)-6-methylmorpholine-4-carboxylate, **73** (0.489 g, 2.10 mmol, 99.9% yield) was used in the next step without further purification.

[0336] **Compound 74**: To a stirred solution of **73** (50.2 mg, 0.218 mmol) in DCM (0.5 mL) was added TEA (36.5 μ L, 0.268 mmol) followed by 2,2-dimethylpropanoyl chloride (29.5 μ L, 0.235 mmol). The reaction mixture was stirred at rt for 1 h after which time the completed reaction was poured over water, extract three times with DCM (3 mL each) and the combined organic layers were dried over MgSO₄, filtered, concentrated, and dried under vacuo to provide crude (2*R*,6*S*)-*tert*-butyl 2-methyl-6-(pivalamidomethyl)morpholine-4-carboxylate, **74** (R = *t*Bu).

[0337] **ER-879713**: To a stirred solution of crude **74** in DCM (5 mL) was added TFA (0.25 mL, 3.4 mmol) followed by stirring at rt for 1 h. The completed reaction was concentrated and azeotroped two times with toluene and then dried in vacuo for 30 min, after which time the crude, advanced intermediate, **75**, was dissolved in DMA (1 mL) followed by TEA (2 mL) and compound **3** (50 mg, 0.214 mmol). The reaction mixture was warmed to 140 °C and stirred for 1 h after which time the completed reaction was cooled to rt and

directly injected onto a preparative reverse-phase HPLC column (after filtering) to provide an example of **76** or **ER-879713** (9.3 mg, 0.025 mmol, 11.6 % yield, R = tBu) after concentration of the desired combined fractions and drying under vacuo.

[0338] **ER-879689** (4.3 mg, 0.013 mmol, 6.0 % yield, R = Me) was obtain using a similar process to **ER-879713** starting with **73** (50.2 mg, 0.218 mmol, R = Me) and **3** (50 mg, 0.215 mmol).

[0339] **ER-886360** (14.3 mg, 0.035 mmol, 15.8% yield, R = CH(Me)Ph) was obtain using a similar process to **ER-879713** starting with **73** (50.2 mg, 0.218 mmol, R = CH(Me)Ph) and **3** (50 mg, 0.215 mmol).

[0340] **Additional examples of substituted Compound 15:**

[0341] **ER-888603:** To stirred solution of **37** (58.1 mg, 0.227 mmol) and cyclohexylacetylene (0.026 mL, 0.200 mmol) in *tert*-butyl alcohol (0.08 mL) and water (0.07 mL) was added sodium bicarbonate (2.5 mg, 0.030 mmol) followed by copper(II) sulfate pentahydrate (2.5 mg, 0.010 mmol) and sodium ascorbate (7.8 mg, 0.039 mmol). The reaction mixture was stirred at rt for 14 h after which time DCM (5 mL) and saturated sodium bicarbonate (5 mL) was added and stirred an additional 10 min. The layers were separated and the aqueous layer was extracted two times with DCM (3 mL each). The combined organic layers were dried over anhydrous MgSO₄, filtered and concentrated to dry. The crude Boc-protected intermediate was dissolved with stirring in DCM (3 mL) followed by TFA (0.8 mL). The reaction was stirred at rt for 1 h after which time the completed reaction was concentrated and azeotroped to dryness using toluene (2 times @ 5 mL each). The crude product was purified via HPLC (Water's X-Bridge C18 19 x 100 mm column; eluted with a gradient of acetonitrile in water containing 0.05 % TFA) to provide (2*R*,6*R*)-2-((4-cyclohexyl-1*H*-1,2,3-triazol-1-yl)methyl)-6-methylmorpholine (8.9 mg, 0.034 mmol, 16.8 % yield)

[0342] To a stirred solution of (2*R*,6*R*)-2-((4-cyclohexyl-1*H*-1,2,3-triazol-1-yl)methyl)-6-methylmorpholine (8.9 mg, 0.034 mmol) in DMA (0.3 mL) and TEA (0.005 mL, 0.036 mmol) was added **3** (7.85 mg, 0.034 mmol). The mixture was microwaved at 150 °C for 30 min after which time the cooled reaction was directly injected onto a preparative, C-18 reverse phase HPLC column (Water's X-Bridge C18 19 x 100 mm column; eluting with a gradient of 10 – 40 % acetonitrile in water containing 0.05 % TFA). The desired collected fractions were concentrated and dried in vacuo to provide **ER-888603** (3.3 mg, 0.008 mmol, 23.3 % yield or a 3.9 % overall yield).

[0343] **ER-888604** (5.2 mg, 0.013 mmol, 6.5 % overall yield) was prepared in a similar manner to **ER-888603** starting with **37** (58.1 mg, 0.227 mmol), phenylacetylene (0.022 mL, 0.200 mmol) and **3** (7.85 mg, 0.034 mmol).

[0344] **ER-889556**: To a stirred suspension of **ER-887268** (140.3 mg, 0.384 mmol) in water (1.5 mL) was added formaldehyde (1 mL) and formic acid (0.55 mL) after which time the reaction mixture was microwaved at 110 °C for 1.5 h. The completed reaction was cooled and directly injected onto a preparative, C-18 reverse phase HPLC column eluting with a gradient of 10 – 40 % acetonitrile in water containing 0.1 % TFA. The desired collected fractions were concentrated, dissolved in MeOH (5 mL), passed over a plug of SiCO₃ eluting with MeOH (10 mL), concentrated and dried in vacuo to provide **ER-889556** (75 mg, 0.197 mmol, 51.5 % yield).

[0345] **ER-890114** (75.9 mg, 0.170 mmol, 40.5 % yield) was prepared in a similar manner to **ER-889556** starting with **ER-890112** (182 mg, 0.420 mmol).

[0346] **ER-890108** (72.1 mg, 0.171 mmol, 40.7 % yield) was prepared in a similar manner to **ER-889556** starting with **ER-890119** (170.6 mg, 0.420 mmol).

[0347] **ER-890345** (43.5 mg, 0.115 mmol, 38 % yield) was prepared in a similar manner to **ER-889556** starting with **ER-890344** (110.2 mg, 0.302 mmol).

[0348] **ER-890346** (52.6 mg, 0.139 mmol, 73.3 % yield) was prepared in a similar manner to **ER-889556** starting with **ER-887269** (69 mg, 0.189 mmol).

[0349] **ER-890831** (85.2 mg, 0.225 mmol, 74.5 % yield) was prepared in a similar manner to **ER-889556** starting with **ER-887270** (110.2 mg, 0.302 mmol).

[0350] **ER-890964** (506.2 mg, 1.286 mmol, 71.2 % yield) was prepared in a similar manner to **ER-889556** starting with **ER-890963** (685.2 mg, 1.806 mmol).

[0351] **ER-890186** (10.2 mg, 0.023 mmol, 20.7 % yield) was prepared in a similar manner to **ER-889556** starting with **ER-890107** (48 mg, 0.111 mmol).

[0352] **ER-890223** (35 mg, 0.078 mmol, 42.9 % yield) was prepared in a similar manner to **ER-889556** starting with **ER-890106** (100 mg, 0.182 mmol) as the TFA salt.

[0353] **ER-894656** (31.7 mg, 0.068 mmol, 61.5 % yield) was prepared in a similar manner to **ER-889556** starting with **ER-894655** (50 mg, 0.111 mmol) as the dihydrochloride salt.

[0354] **ER-889728**: To a stirred solution of **ER-888070** (12.5 mg, 0.034 mmol) in DCM (0.5 mL) was added TEA (0.01 mL, 0.072 mmol) followed by nicotinoyl chloride (10 mg, 0.071 mmol). The reaction mixture was stirred at rt for 1 h after which time the reaction was diluted with DCM (5 mL), washed with water (2 mL), brine (2 mL), dried over MgSO₄,

filtered and concentrated to dry. The crude product was purified over a preparative, C-18 reverse phase HPLC column eluting with a gradient of 10–25 % acetonitrile in water containing 0.1 % TFA. The desired collected fractions were concentrated, dissolved in MeOH (5 mL), passed over a plug of SiCO₃ eluting with MeOH (10 mL), concentrated and dried in vacuo to provide **ER-889728** (7.2 mg, 0.015 mmol, 45 % yield).

[0355] **ER-889729** (8.2 mg, 0.017 mmol, 51.3 % yield) was prepared in a similar manner to **ER-889728** starting with **ER-888070** (12.5 mg, 0.034 mmol) and isonicotinoyl chloride (10 mg, 0.071 mmol).

[0356] **ER-889734** (8.6 mg, 0.018 mmol, 52.9 % yield) was prepared in a similar manner to **ER-889728** starting with **ER-888070** (12.5 mg, 0.034 mmol) and picolinoyl chloride (10 mg, 0.071 mmol).

[0357] **ER-889744** (12 mg, 0.028 mmol, 80.8 % yield) was prepared in a similar manner to **ER-889728** starting with **ER-888070** (12.5 mg, 0.034 mmol) and hexanoyl chloride (9 mg, 0.067 mmol).

[0358] **ER-889745** (8 mg, 0.018 mmol, 54 % yield) was prepared in a similar manner to **ER-889728** starting with **ER-888070** (12.5 mg, 0.034 mmol) and isobutyryl chloride (7 mg, 0.066 mmol).

[0359] **ER-889746** (7.6 mg, 0.017 mmol, 50 % yield) was prepared in a similar manner to **ER-889728** starting with **ER-888070** (12.5 mg, 0.034 mmol) and 2,2-dimethylpropanoyl chloride (8 mg, 0.066 mmol).

[0360] **ER-890113** (25.6 mg, 0.054 mmol, 66.7 % yield) was prepared in a similar manner to **ER-889728** starting with **ER-890112** (35.2 mg, 0.081 mmol) and acetic anhydride (0.093 mL, 0.984 mmol).

[0361] **ER-890120** (20.3 mg, 0.045 mmol, 54.2 % yield) was prepared in a similar manner to **ER-889728** starting with **ER-890119** (33.7 mg, 0.083 mmol) and acetic anhydride (0.012 mL, 0.127 mmol).

[0362] **ER-890122** (35.2 mg, 0.069 mmol, 43.1 % yield) was prepared in a similar manner to **ER-889728** starting with **ER-890119** (65.2 mg, 0.160 mmol) and benzoyl chloride (0.037 mL, 0.318 mmol).

[0363] **ER-890142** (45.2 mg, 0.084 mmol, 53.1 % yield) was prepared in a similar manner to **ER-889728** starting with **ER-890112** (68.5 mg, 0.158 mmol) and benzoyl chloride (0.037 mL, 0.318 mmol).

[0364] **ER-890187** (9.4 mg, 0.020 mmol, 18.0 % yield) was prepared in a similar manner to **ER-889728** starting with **ER-890107** (48 mg, 0.111 mmol) and acetic anhydride (0.125 mL, 1.3 mmol).

[0365] **ER-890188** (8.9 mg, 0.018 mmol, 16.0 % yield) was prepared in a similar manner to **ER-889728** starting with **ER-890107** (48 mg, 0.111 mmol) and isobutyryl chloride (0.051 mL, 0.487 mmol).

[0366] **ER-890189** (10 mg, 0.019 mmol, 16.7 % yield) was prepared in a similar manner to **ER-889728** starting with **ER-890107** (48 mg, 0.111 mmol) and benzoyl chloride (0.056 mL, 0.482 mmol).

[0367] **ER-890190** (6.5 mg, 0.014 mmol, 36.8 % yield) was prepared in a similar manner to **ER-889728** starting with **ER-890119** (15.6 mg, 0.038 mmol) and isobutyryl chloride (0.006 mL, 0.058 mmol).

[0368] **ER-890219** (32.0 mg, 0.067 mmol, 91.8 % yield) was prepared in a similar manner to **ER-889728** starting with **ER-890106** (40.2 mg, 0.073 mmol) as the TFA salt, TEA (0.20 mL, 1.43 mmol) and acetic anhydride (0.10 mL, 1.06 mmol).

[0369] **ER-890221** (28.2 mg, 0.056 mmol, 76.7 % yield) was prepared in a similar manner to **ER-890219** starting with **ER-890106** (40.2 mg, 0.073 mmol) as the TFA salt and isobutyryl chloride (0.080 mL, 0.764 mmol).

[0370] **ER-890222** (30.1 mg, 0.056 mmol, 76.7 % yield) was prepared in a similar manner to **ER-890219** starting with **ER-890106** (40.5 mg, 0.074 mmol) as the TFA salt and benzoyl chloride (0.20 mL, 1.723 mmol).

[0371] **ER-892254** (24.2 mg, 0.052 mmol, 67.5 % yield) was prepared in a similar manner to **ER-889728** starting with **ER-892253** (32.2 mg, 0.077 mmol) and acetic anhydride (0.015 mL, 0.151 mmol). Acetonitrile (0.5 mL) was added to the reaction mixture.

[0372] **ER-892256** (25.2 mg, 0.052 mmol, 41.9 % yield) was prepared in a similar manner to **ER-889728** starting with **ER-890119** (50.2 mg, 0.124 mmol) and methanesulfonyl chloride (0.011 mL, 0.142 mmol).

[0373] **ER-893926** (124.2 mg, 0.255 mmol, 51.7 % yield) was prepared in a similar manner to **ER-889728** starting with **ER-888070** (180.2 mg, 0.493 mmol) and 1,3-dimethyl-1*H*-pyrazole-4-carbonyl chloride (93.8 mg, 0.592 mmol).

[0374] **ER-893927** (45.2 mg, 0.083 mmol, 57.8 % yield) was prepared in a similar manner to **ER-889728** starting with **ER-892253** (60.5 mg, 0.144 mmol) and 1,3-dimethyl-1*H*-pyrazole-4-carbonyl chloride (27.4 mg, 0.173 mmol).

[0375] **ER-893948** (65.3 mg, 0.147 mmol, 29.9 % yield) was prepared in a similar manner to **ER-889728** starting with **ER-888070** (180.2 mg, 0.493 mmol) and methanesulfonyl chloride (68 mg, 0.593 mmol).

[0376] **ER-894149** (67.2 mg, 0.133 mmol, 80.6 % yield) was prepared in a similar manner to **ER-889728** starting with **ER-888070** (60.2 mg, 0.165 mmol) and benzenesulfonyl chloride (0.023 mL, 0.180 mmol).

[0377] **ER-894150** (58.2 mg, 0.111 mmol, 69.9 % yield) was prepared in a similar manner to **ER-889728** starting with **ER-888070** (58.2 mg, 0.159 mmol) and 4-fluorobenzenesulfonyl chloride (0.025 mL, 0.188 mmol).

[0378] **ER-894152** (36.2 mg, 0.095 mmol, 63.6 % yield) was prepared in a similar manner to **ER-889728** starting with **ER-894151** (50.6 mg, 0.150 mmol) and acetic anhydride (0.014 mL, 0.135 mmol).

[0379] **ER-894153** (5.4 mg, 0.012 mmol, 7.4 % yield) was prepared in a similar manner to **ER-889728** starting with **ER-894151** (52.2 mg, 0.155 mmol) and 4-fluorobenzoyl chloride (25 mg, 0.158 mmol).

[0380] **ER-894154** (38.5 mg, 0.093 mmol, 62.4 % yield) was prepared in a similar manner to **ER-889728** starting with **ER-894151** (50.4 mg, 0.149 mmol) and methanesulfonyl chloride (0.012 mL, 0.146 mmol).

[0381] **ER-894155** (42.1 mg, 0.085 mmol, 57.1 % yield) was prepared in a similar manner to **ER-889728** starting with **ER-894151** (50.3 mg, 0.149 mmol) and 4-fluorobenzenesulfonyl chloride (29 mg, 0.149 mmol).

[0382] **ER-894159** (20.4 mg, 0.041 mmol, 27.4 % yield) was prepared in a similar manner to **ER-889728** starting with **ER-894151** (50.5 mg, 0.150 mmol) and 1,3-dimethyl-1*H*-pyrazole-4-sulfonyl chloride (29 mg, 0.149 mmol).

[0383] **ER-894160** (47.2 mg, 0.090 mmol, 65.8 % yield) was prepared in a similar manner to **ER-889728** starting with **ER-888070** (50.1 mg, 0.137 mmol) and 1,3-dimethyl-1*H*-pyrazole-4-sulfonyl chloride (27 mg, 0.139 mmol).

[0384] **ER-894206** (11.3 mg, 0.029 mmol, 19 % yield) was prepared in a similar manner to **ER-889728** starting with **ER-894151** (50.6 mg, 0.150 mmol) and isobutyryl chloride (16. mg, 0.150 mmol).

[0385] **ER-894594** (215 mg, 0.487 mmol, 46.4 % yield) was prepared in a similar manner to **ER-889728** starting with **ER-894151** (354 mg, 1.049 mmol) and benzoic anhydride (407 mg, 1.81 mmol). Acetonitrile (2 mL) was used instead of DCM.

[0386] Preparation of ER-890252: To a stirred solution of **36** (2.0 g, 4.8 mmol) from **Scheme 9** in acetonitrile (15 mL) was added (*R*)-*tert*-butyl pyrrolidin-2-ylcarbamate (1.10 g, 5.9 mmol) followed by TEA (1.6 mL, 11.5 mmol). The reaction was stirred at 70 °C for 3h after which time the completed reaction was concentrated to a crude syrup, diluted with DCM (20 mL), washed with water (5 mL), dried over , filtered and concentrated to dryness. The crude product was purified over silica gel (Biotage SP4, 40+M, eluting with a gradient of 5% MeOH in 1:1 EtOAc:DCM to 10% MeOH in 1:1 EtOAc:DCM over a 10 column volume cycle. The product containing fractions were combined, concentrated and dried under vacuo to provide *tert*-butyl ((*R*)-1-(((2*S*,6*R*)-4-(8-cyanoquinolin-5-yl)-6-methylmorpholin-2-yl)methyl)pyrrolidin-3-yl)carbamate (1.35 g, 3.0 mmol, 62 % yield).

[0387] To a stirred solution of *tert*-butyl ((*R*)-1-(((2*S*,6*R*)-4-(8-cyanoquinolin-5-yl)-6-methylmorpholin-2-yl)methyl)-pyrrolidin-3-yl)carbamate (1.35 g, 3.0 mmol) in DCM (10 mL) was added TFA (8.1 mL). The reaction was stirred at rt after which time it was concentrated and azeotroped to dryness three times with toluene (10 mL each) and then dried under vacuo to provide crude 5-((2*S*,6*R*)-2-(((*R*)-3-aminopyrrolidin-1-yl)methyl)-6-methylmorpholino)quinoline-8-carbonitrile (1.39 g, 3.0 mmol, 100% yield) as the TFA salt.

[0388] ER-890252 (120.3 mg, 0.306 mmol, 71.2 % yield) was prepared in a similar manner to **ER-890222** starting with 5-((2*S*,6*R*)-2-(((*R*)-3-aminopyrrolidin-1-yl)methyl)-6-methylmorpholino)-quinoline-8-carbonitrile (200 mg, 0.430 mmol) as the TFA salt and acetic anhydride (0.80 mL, 8.46 mmol).

[0389] ER-890253 (146.5 mg, 0.348 mmol, 80.8% yield) was prepared in a similar manner to **ER-890122** starting with 5-((2*S*,6*R*)-2-(((*R*)-3-aminopyrrolidin-1-yl)methyl)-6-methylmorpholino)-quinoline-8-carbonitrile (200 mg, 0.430 mmol) as the TFA salt and isobutryl chloride (0.50 mL, 4.77 mmol).

[0390] ER-894544 (103.6 mg, 0.227 mmol, 52.9 % yield) was prepared in a similar manner to **ER-890122** starting with 5-((2*S*,6*R*)-2-(((*R*)-3-aminopyrrolidin-1-yl)methyl)-6-methylmorpholino)-quinoline-8-carbonitrile (200 mg, 0.430 mmol) as the TFA salt and benzoyl chloride (0.50 mL, 4.31 mmol).

[0391] ER-894546 (96.7 mg, 0.214 mmol, 49.8 % yield) was prepared in a similar manner to **ER-890222** starting with 5-((2*S*,6*R*)-2-(((*S*)-3-aminopyrrolidin-1-yl)methyl)-6-methylmorpholino)-quinoline-8-carbonitrile (200 mg, 0.430 mmol) as the TFA salt and acetic anhydride (0.80 mL, 8.46 mmol). 5-((2*S*,6*R*)-2-(((*S*)-3-aminopyrrolidin-1-yl)methyl)-6-methylmorpholino)-quinoline-8-carbonitrile was prepared in a similar manner to 5-((2*S*,6*R*)-2-(((*R*)-3-aminopyrrolidin-1-yl)methyl)-6-methylmorpholino)quinoline-8-carbonitrile using

(*S*)-*tert*-butyl pyrrolidin-2-ylcarbamate as the starting material in the first step described above for the preparation of **ER-890252**.

[0392] **ER-894547** (120.8 mg, 0.287 mmol, 66.7 % yield) was prepared in a similar manner to **ER-894546** starting with 5-((2*S*,6*R*)-2-(((*S*)-3-aminopyrrolidin-1-yl)methyl)-6-methylmorpholino)-quinoline-8-carbonitrile (200 mg, 0.430 mmol) as the TFA salt and isobutyric anhydride (0.70 mL, 4.22 mmol).

[0393] **ER-894548** (110.4 mg, 0.242 mmol, 56.4 % yield) was prepared in a similar manner to **ER-894546** starting with 5-((2*S*,6*R*)-2-(((*S*)-3-aminopyrrolidin-1-yl)methyl)-6-methylmorpholino)-quinoline-8-carbonitrile (200 mg, 0.430 mmol) as the TFA salt and benzoic anhydride (0.50 g, 2.21 mmol).

[0394] **ER-894545** (32 mg, 0.084 mmol, 19.6 % yield) was prepared in a similar manner to **ER-889556** starting with 5-((2*S*,6*R*)-2-(((*R*)-3-aminopyrrolidin-1-yl)methyl)-6-methylmorpholino)-quinoline-8-carbonitrile (200 mg, 0.430 mmol) as the TFA.

[0395] **ER-894549** (103.8 mg, 0.274 mmol, 63.6 % yield) was prepared in a similar manner to **ER-889556** starting with 5-((2*S*,6*R*)-2-(((*S*)-3-aminopyrrolidin-1-yl)methyl)-6-methylmorpholino)-quinoline-8-carbonitrile (200 mg, 0.430 mmol) as the TFA.

[0396] **Preparation of 886355 using modifications to Scheme 7 and Scheme 4:** To a stirred solution of (*R*)-1-amino-3-(benzyloxy)propan-2-ol, **Compound 22** in **Scheme 7** (8.0 g, 44.1 mmol) in DMF (60 mL) was added (*S*)-2-chlorobutanoic acid (5.0 g, 40.8 mmol) followed by TEA (10.5 g, 103.8 mmol), DMAP (0.4 g, 3.3 mmol) and finally EDC (9.52 g, 49.7 mmol). The reaction mixture was stirred at rt for 5 d after which time the completed reaction was concentrated to a crude syrup. Purification over silica gel (Biotage, eluting with a gradient of 20 - 100 % EtOAc in heptanes) followed by collection of the desired fractions, concentration and drying in vacuo provided (*S*)-*N*-((*R*)-3-(benzyloxy)-2-hydroxypropyl)-2-chlorobutanamide (683.5 mg, 2.392 mmol, 5.9 % yield).

[0397] To stirred suspension of sodium hydride (203.1 mg, 5.1 mmol as a 60% oil dispersion) in THF (18 mL) cooled to 0 °C was added dropwise (*S*)-*N*-((*R*)-3-(benzyloxy)-2-hydroxypropyl)-2-chlorobutanamide (362.8 mg, 1.270 mmol) in THF (3.8 mL) over a 5-min period after which the reaction was stirred at 0 °C for 30 min followed by stirring at rt for 5 h. The completed reaction was quenched with the slow addition of IPA (1 mL) followed by adding Dowex 50, H⁺ form, until a neutral to acidic pH was observed. The final suspension was filtered and the solid was rinsed two times with EtOAc. The combined filtrates were concentrated and the resultant crude product was purified over silica gel (Biotage, eluting with 1:1 EtOAc:heptane). The desired fractions were combined, concentrated and dried in

vacuo to provide (2*R*,6*R*)-6-((benzyloxy)methyl)-2-ethylmorpholin-3-one (314 mg, 1.260 mmol, 99.2 % yield).

[0398] To a stirred solution of (2*R*,6*R*)-6-((benzyloxy)methyl)-2-ethylmorpholin-3-one (362.2 mg, 1.453 mmol) in THF (2 mL) was added 1 M lithium tetrahydroaluminate in THF (2 mL, 2 mmol) dropwise at rt over a 2-min period. The reaction was stirred at rt for 2.5 h after which time it was cooled to 0 °C followed by a dropwise addition of water (0.6 mL) and then 1 M sodium hydroxide in water (.04 mL). The quenched reaction was warmed to rt, stirred until a granular solid was formed and filtered over a Celite 545 pad rinsing with EtOAc (5 mL), DCM (5 mL) and ethyl ether (5 mL). The filtrate was concentrated and the resultant crude product was purified over silica gel (Biotage, eluting with a gradient of 5 – 10 % MeOH in DCM) followed by combining the desired fractions, concentration and drying in vacuo to provide (2*R*,6*R*)-2-((benzyloxy)methyl)-6-ethylmorpholine (50.2 mg, 0.213 mmol, 14.6 % yield).

[0399] To a stirred solution of (2*R*,6*R*)-2-((benzyloxy)methyl)-6-ethylmorpholine (12.4 mg, 0.053 mmol) and **Compound 3** (10.2 mg, 0.044 mmol) in DMA (2 mL) was added DIPEA (0.015 mL, 0.086 mmol) followed by microwaving at 150 °C for 7 h. The cooled completed reaction was directly injected onto a C-18 reverse phase HPLC (Water's X-Bridge C18, 19 x 100 mm column, eluting with a linear gradient of 10% – 90% acetonitrile in water with 0.1% formic acid) and concentrating the desired peak followed by high vacuum to dryness to provide **ER-886355** (6.2 mg 0.016 mmol, 36.4 % yield).

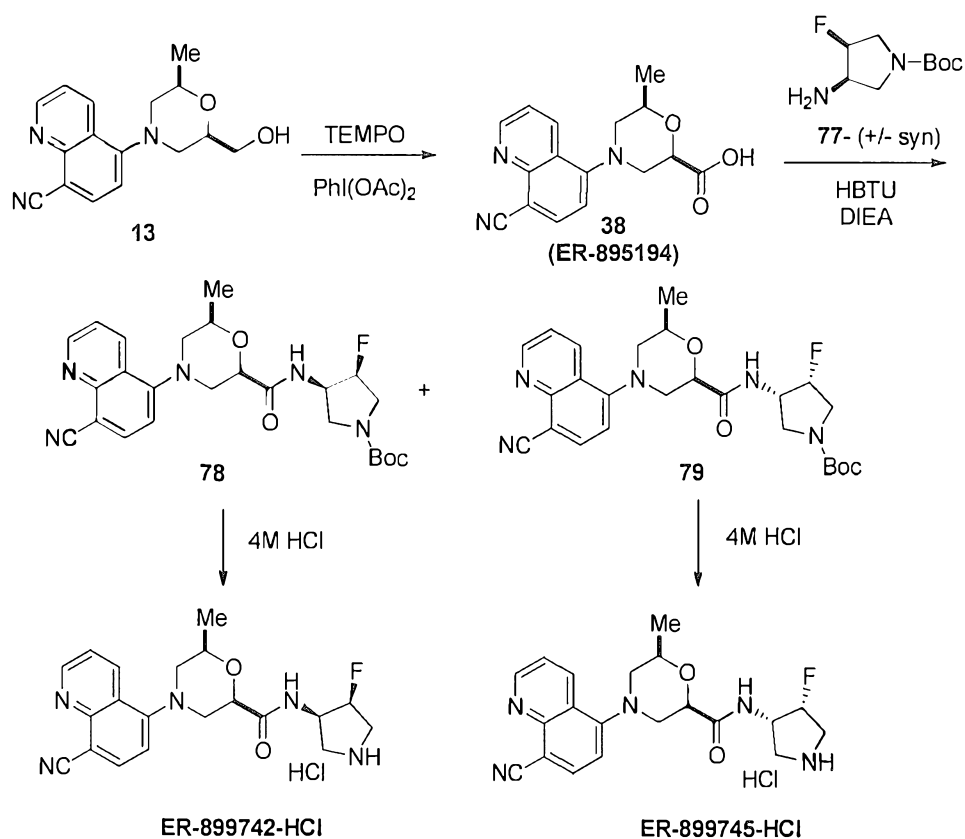
[0400] **Preparation of ER-887199:** To a stirred solution of (2*R*,6*R*)-2-((benzyloxy)methyl)-6-ethylmorpholine (552.2 mg, 2.347 mmol) in MeOH (10 mL) was cycled over 10 % Pd(OH)₂ column with H₂ gas at 1 atmosphere over 16 h using a H-Qube hydrogenation instrument. The completed reaction solution was concentrated and dried in vacuo to provide crude product, ((2*R*,6*R*)-6-ethylmorpholin-2-yl)methanol (320 mg, 2.204 mmol, 93.9 % yield) that was used in the next step without further purification.

[0401] ((2*R*,6*R*)-6-ethylmorpholin-2-yl)methanol (145.2 mg, 1.00 mmol) and **Compound 3** (266.4 mg, 1.143 mmol) in 1-methylpyrrolidin-2-one (2 mL) was microwaved at 180 °C for 15 minutes after which time it was cooled to room temperature and directly injected onto a C-18 reverse phase HPLC (Water's X-Bridge C18, 19 x 100 mm column, eluting with a linear gradient of 10% – 90% acetonitrile in water with 0.1% formic acid) and concentrating the desired peak followed by high vacuum to dryness to provide **ER-887199** (92.3 mg 0.313 mmol, 31.3 % yield).

[0402] **Preparation of example ER-899742 using Scheme 11 and 19**

[0403]

Scheme 19



[0404]

ER-899742-HCl

[0405]

ER-895194 or **38**: To a stirred solution of **13** (231.0 g, 815.3 mmol) in DCM (3.93 L) at 0 – 5 °C was added iodobenzene diacetate (525 g, 1630.6 mmol) while maintaining the temperature at < 5 °C. TEMPO (25.4 g, 162.8 mmol) was added followed by water (151 mL) after which time the resulting reaction mixture was warmed to 10 °C, stirred for 30 minutes and then allowed to warm to rt and stirred for 15 h. The completed reaction was cooled to < 15 °C and quenched by the slow addition of 1.34 L of a 10 % (w/v) solution of sodium thiosulfate in water while maintaining the reaction temperature ≤ 15 °C followed by additional stirring at rt for 45 min. The pH of the quenched reaction was adjusted to pH 9 by the slow addition of 1M sodium hydroxide in water while maintaining the temperature at ≤ 25 °C. The stirring layers were separated and the organic layer was washed with water (560 mL). 1-Butanol (2.31 L) was added to the combined aqueous layers after which time the mixture was cooled to 10 – 15 °C followed by the slow addition of 5 M sulfuric acid (231 mL) maintaining the temperature at ≤ 25 °C to obtain an approximate pH 5. The resultant layers were separated and the aqueous layer was extracted 3 times with 1-butanol (2.31 L) while maintaining the pH of the aqueous layer approximately pH 5 between extractions. The combined aqueous layers were concentrated while warming to 50 – 55 °C after which time the resultant yellow solid-slurry was concentrated via azeotrope three times with *n*-heptane

(693 mL each) to a volume of 1.5 L followed by the addition of DCM (2.31 L). The yellow solid suspension was stirred at rt for 1 h followed by filtration, washing the filter pad two times with DCM (462 mL). The collected yellow cake was dried under vacuum overnight at 40 °C followed by suspending in toluene (1.16 L) and concentrated to complete dryness at 45 °C in vacuo to provide **38** or **ER-895194** (187 g, 629 mmol, 77% yield) as a yellow solid.

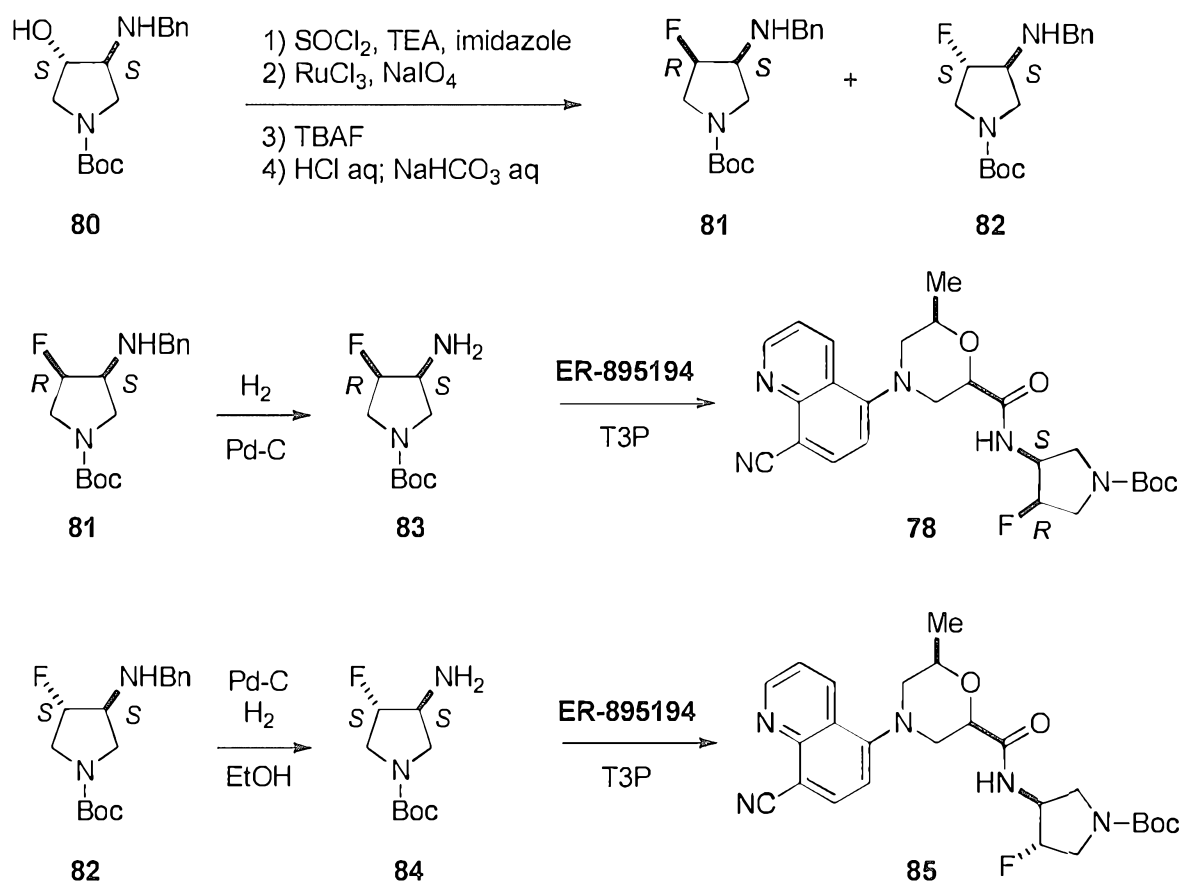
[0406] To a stirred solution of **38** (300 mg, 1.01 mmol) in DCM (2 mL) was added the mixture of (3*S*,4*R*)-*tert*-butyl 3-amino-4-fluoropyrrolidine-1-carboxylate and (3*R*,4*S*)-*tert*-butyl 3-amino-4-fluoropyrrolidine-1-carboxylate, **77** (205.3 mg, 1.005 mmol), HBTU (247 mg, 1.211 mmol) and DIEA (0.70 mL, 4.04 mmol) followed by stirring at rt for 16 h. The reaction was found complete and concentrated to dryness followed by dissolving in EtOAc (20 mL), washed 1 time with water (10 mL), 2 N citric acid in water (10 mL), saturated NaHCO₃ (10 mL), and brine (10 mL). The combined aqueous layers were extracted 3 times with EtOAc (10 mL ea.) after which time the combined organic fractions were dried over MgSO₄, filtered and concentrated to dry. The crude product was purified over a 25 g Biotage silica gel column eluting with 0-10% MeOH in DCM (200 mL total) to provide the diastereomeric mixture of **78** and **79**.

[0407] **78** and **79** were separated using Chiral Technologies' 5 µm Chiralpak IA column of appropriate size eluting with a Heptane:EtOH:MeOH:DEA (70:15:15:0.1) solvent system. Obtained after concentration and bringing to a dry solid via house vacuum: **72** (95 mg, 0.196 mmol, 19.5 % yield) as the first eluted fraction; and **73** (75 mg, 0.155 mmol, 15.4% yield) as the second eluted fraction.

[0408] **78** (95 mg, 0.196 mmol) was dissolved with stirring in dioxane (17 uL) followed by a dropwise addition of 4 N HCl in dioxane (0.49 mL 1.97 mmol, 10 equivalents) over a 3-minute period at rt. The reaction was stirred for an additional 4 h after which time the completed reaction was concentrated and azeotroped 3 times using toluene (10 mL each) to dryness and then high vacuumed dried to obtain **ER-899742-HCl** (69 mg, 0.164 mmol, 84% yield) as the HCl salt that did not require further purification.

[0409] **Indirect determination of the absolute stereochemistry of ER-899742**

[0410] **Scheme 20**



[0411] An indirect method was used to determine the absolute stereochemistry of **ER-899742** using the confirmed chiral starting material that described by Tsuzuki, et. al., in *Tetrahedron Asymmetry* **2001**, 12, 2989] to provide the chiral compound **81** in **Scheme 20**.

[0412] To a stirred solution of (3*S*,4*S*)-*tert*-butyl 3-(benzylamino)-4-hydroxypyrrolidine-1-carboxylate, **80** (3.091 g, 10.57 mmol) and imidazole (3.60 g, 52.9 mmol) in DCM (185 ml) was added triethylamine (4.42 ml, 31.7 mmol). The resultant mixture was cooled to 1-2 °C, and then a solution of thionyl chloride (1.16 ml, 15.9 mmol) in DCM (46 ml) was added dropwise over 30-min period. The mixture was stirred at 1-2 °C for 6 h, warm up to rt and stirred overnight after which time the reaction was quenched with water (46 ml). The organic layer was separated, concentrated to give crude product as white solid/foam, which was subjected to silica gel column chromatography (*n*-heptane/EtOAc 2:1) to give (3*S*,6*S*)-*tert*-butyl 3-benzyltetrahydropyrrolo[3,4-**d**][1,2,3]oxathiazole-5(3*H*)-carboxylate 2-oxide (2.10 g, 6.21 mmol, 58.7 % yield) as white solid.

[0413] To stirred solution of (3*S*,6*S*)-*tert*-butyl 3-benzyltetrahydropyrrolo[3,4-**d**][1,2,3]oxathiazole-5(3*H*)-carboxylate 2-oxide (2.10 g, 6.21 mmol) in 1,2-dichloroethane (10 ml) diluted with acetonitrile (10 ml) and water (10 ml) cooled down to 2-3 °C was added

ruthenium(III) chloride hydrate (14 mg) followed by sodium periodate (1.39 g, 6.50 mmol). The resultant mixture was stirred at 2-3 °C for 1 h, warmed up to 17-18 °C over 1h, and stirred at this temperature for 16 h. 20 wt% Na₂SO₄ (5 g) was added followed by EtOAc (30 ml) after which time the resultant mixture was stirred vigorously for 10 min and filtered through a pad of Celite (2 g). Organic layer was separated, washed with 20 wt% sodium sulfite (5 g), 20 wt% NaCl (5 g) and concentrated to give light purple/gray oil. The crude oil was passed over silica gel plug (10 g) eluting with EtOAc (120 ml) and concentrated to dryness to provide (3*S*,6*S*)-*tert*-butyl 3-benzyltetrahydropyrrolo[3,4-**d**][1,2,3]oxathiazole-5(3*H*)-carboxylate 2,2-dioxide (1.54 g, 4.35 mmol, 70.0 % yield) as white solid.

[0414] (3*S*,6*S*)-*tert*-butyl 3-benzyltetrahydropyrrolo[3,4-**d**][1,2,3]oxathiazole-5(3*H*)-carboxylate 2,2-dioxide (20 mg, 0.056 mmol) was dissolved in TBAF (1 M solution in THF, 1.0 ml) and heated at reflux overnight, after which time the reaction was cooled to room temperature and acidified with HCl (1 M solution, 2 ml). After 2h, the mixture was neutralized with NaHCO₃ (9% aqueous solution, 2.5 g) and extracted with EtOAc (10 ml). Organic layer was separated, concentrated and combined with two additional batches using 100 mg (0.282 mmol ea.) of starting oxathiazole for each batch. The combined crude products were purified over silica gel column chromatography (*n*-heptane/EtOAc 1:1) to provide (3*S*,4*S*)-*tert*-butyl 3-(benzylamino)-4-fluoropyrrolidine-1-carboxylate, **82** (29 mg, 0.099 mmol, 15.9 % yield) as a light brown oil and being less polar via TLC (silica gel), and (3*S*,4*R*)-*tert*-butyl 3-(benzylamino)-4-fluoropyrrolidine-1-carboxylate, **81** (20 mg, 0.068 mmol, 11.0 % yield) as a light brown oil and being more polar via TLC (silica gel).

[0415] (3*S*,4*R*)-*tert*-butyl 3-(benzylamino)-4-fluoropyrrolidine-1-carboxylate, **81** (16 mg, 0.054 mmol) was subjected to hydrogenolysis with 10 wt% Pd-C (10 mg) in ethanol (3 ml). The completed reaction mixture was filtered, concentrated and azeotroped with CDCl₃ to provide (3*S*,4*R*)-*tert*-butyl 3-amino-4-fluoropyrrolidine-1-carboxylate, **83** (8.3 mg, 0.041 mmol, 75.9 % yield).

[0416] To a stirred solution of (3*S*,4*R*)-*tert*-butyl 3-amino-4-fluoropyrrolidine-1-carboxylate and **38** or **ER-895194** (15 mg, 0.050 mmol) in DMF (0.2 ml) was added propylphosphonic anhydride (0.2 g of a 50% solution in EtOAc) at 40 °C for 2 h. The reaction mixture was passed over a silica gel plug (3 g, eluting with heptane-EtOAc 1:3), and then further purified by preparative TLC (*n*-heptane/EtOAc 1:4) to give corresponding amide, **78**, as yellow/green oil (11.2 mg, 0.023 mmol, 56% yield in 2 steps). The ¹H-NMR & HPLC matched with Compound 78 as described earlier thus the absolute stereochemistry of **ER-899742** was confirmed indirectly.

[0417] Absolute stereochemistry of **ER-899742** was also confirmed by X-Ray diffraction. *Crystallization process*: 5.3 mg of ER-899742-01 (lot. MC2-1130-120-1) was dissolved in 0.5mL IPA and 0.3mL H₂O. The vial containing the solution was capped and stored at room temperature for a day. The next day the cap was opened and IPA was evaporated slowly for a day at room temperature. The next day the cap was closed and the vial was stored at room temperature for 2 weeks, after which colorless needle crystals of ER-899742-01 appeared from which a single crystal was selected for X-ray analysis. *X-ray diffraction analysis*: Equipment: R-AXIS RAPID II (RIGAKU); X-ray source: CuK α (λ = 1.54187Å); Temperature: 297 K; Measurement: oscillation method along the ω axis; Crystal size: 0.1 x 0.1 x 0.4 mm. The crystal structure was solved with a final *R*-factor of 0.0606 and a Flack parameter of -0.01. The structure of ER-899742-01 was determined as (2*R*, 6*R*)-4-(8-cyanoquinolin-5-yl)-*N*-[(3*S*, 4*R*)-4-fluoropyrrolidin-3-yl]-6-methylmorpholine-2-carboxamide hydrochloride. See FIG. 8 for ORTEP drawing.

[0418] (3*S*,4*S*)-*tert*-butyl 3-(benzylamino)-4-fluoropyrrolidine-1-carboxylate, **82** (24 mg, 0.082 mmol) was subjected to hydrogenolysis with 10 wt% Pd-C (10 mg) in ethanol (3 ml). The reaction mixture was filtered, concentrated and azeotroped dry with CHCl₃ to provide (3*S*,4*S*)-*tert*-butyl 3-amino-4-fluoropyrrolidine-1-carboxylate (16.6 mg, 0.081 mmol, 99.2% yield) that was used in the next step without purification.

[0419] To a stirred solution of (3*S*,4*S*)-*tert*-butyl 3-amino-4-fluoropyrrolidine-1-carboxylate (12.5 mg, 0.061 mmol) and **38**, or **ER-895194** (18 mg, 0.061 mmol) in DMF (0.2 ml) was treated with propylphosphonic anhydride (50% solution in EtOAc; 0.2 g,) at 40 °C for 2 h. The reaction mixture was passed over silica gel plug (3 g, eluting with heptane-EtOAc 1:3), and then further purified by preparative TLC (*n*-heptane/EtOAc 1:4) to provide (3*S*,4*S*)-*tert*-butyl 3-((2*R*,6*R*)-4-(8-cyanoquinolin-5-yl)-6-methylmorpholine-2-carboxamido)-4-fluoropyrrolidine-1-carboxylate, **85** (14.2 mg, 0.029 mmol, 47% yield in 2 steps) as yellow/green oil.

[0420] **ER-899745-HCL** (62.3 mg, 0.148 mmol, 96% yield) was obtained using the same equivalents of reagents as for **ER-899742-HCL**, starting with compound **79** (75 mg, 0.155 mmol).

ER-894550 (5.3 mg, 0.016 mmol, 18.4 % yield) was prepared in a similar manner to **ER-899742** starting with **38** (25.9 mg, 0.087 mmol) and ethyl amine hydrochloride (206 mg, .962 mmol). DMF (0.5 mL) was used instead of DCM. The **ER-894550** was purified by reverse-phase HPLC (X-Bridge C18 19 x 100 mm column; eluting with a gradient of increasing acetonitrile in water containing 0.1 % formic acid) followed by combining the desired

fractions, concentration and drying in vacuo. The product fractions were combined and concentrated to dry followed by dilution in MeOH (1 mL), passed through as basic silica gel plug (Biotage SiCO₃, 1 g, eluting with MeOH (1mL)), concentrated and dried in vacuo.

[0421] **ER-895473** (103 mg, 0.261 mmol, 27.1 % yield) was prepared in a similar manner to **ER-899742** starting with **38** (286 mg, 0.962 mmol) and (*S*)-*tert*-butyl 2-ethylpiperazine-1-carboxylate (206 mg, .962 mmol). DMF (3 mL) was used instead of DCM for the amide forming reaction and 2.0 M HCl in ethyl ether (1.3 mL, 2.6 mmol) was used in the Boc-deprotection process using acetonitrile (1 mL) as a solvent. **ER-895473** was purified by reverse-phase HPLC (X-Bridge C18 19 x 100 mm column; eluting with a gradient of increasing acetonitrile in water containing 0.1 % formic acid). The product fractions were combined and concentrated to dry followed by dilution in MeOH (1 mL), passed through as basic silica gel plug (Biotage SiCO₃, 1 g, eluting with MeOH (1mL)), concentrated and dried in vacuo.

[0422] **ER-895474** (6.3 mg, 0.015 mmol, 19.6 % yield) was prepared in a similar manner to **ER-899742** starting with **38** (22.5 mg, 0.076 mmol) and (3,4-difluorophenyl)methanamine (10.83 mg, .076 mmol). Boc-deprotection was not required.

[0423] **ER-895475** (16.2 mg, 0.044 mmol, 71.5 % yield) was prepared in a similar to **ER-895473** starting with **38** (18.3 mg, 0.062 mmol) and (*R*)-*tert*-butyl pyrrolidin-3-ylcarbamate (11.46 mg, .062 mmol).

[0424] **ER-895476** (14.0 mg, 0.042 mmol, 28.8 % yield) was prepared in a similar manner to **ER-895474** starting with **38** (43.0 mg, 0.145 mmol) and azetidine hydrochloride (13.53 mg, .145 mmol).

[0425] **ER-895477** (26.1 mg, 0.058 mmol, 32.1 % yield) was prepared in a similar manner to **ER-895474** starting with **38** (54.0 mg, 0.182 mmol) and 1,4'-bipiperidine (30.6 mg, .182 mmol).

[0426] **ER-895478** (15.9 mg, 0.047 mmol, 29.0 % yield) was prepared in a similar manner to **ER-895474** starting with **38** (48.4 mg, 0.163 mmol) and cyclopropanamine (11.42 µL, .163 mmol).

[0427] **ER-895479** (14.9 mg, 0.042 mmol, 23.7 % yield) was prepared in a similar manner to **ER-895473** starting with **38** (53.2 mg, 0.179 mmol) and *tert*-butyl azetidin-3-ylcarbamate (30.8 mg, .179 mmol).

[0428] **ER-897922** (15.1 mg, 0.041 mmol, 48.7 % yield) was prepared in a similar manner to **ER-895474** starting with **38** (25 mg, 0.084 mmol) and 1-aminobutan-2-ol (13.0 mg, 0.146 mmol).

[0429] **ER-897923** (13.9 mg, 0.038 mmol, 44.9 % yield) was prepared in a similar manner to **ER-895474** starting with **38** (25 mg, 0.084 mmol) and 2-ethoxyethanamine (13.0 mg, 0.146 mmol).

[0430] **ER-897924** (17.0 mg, 0.046 mmol, 54.9 % yield) was prepared in a similar manner to **ER-895474** starting with **38** (25 mg, 0.084 mmol) and (*R*)-2-aminobutan-1-ol (14.0 mg, 0.157 mmol).

[0431] **ER-897925** (4.5 mg, 0.012 mmol, 14.5 % yield) was prepared in a similar manner to **ER-895474** starting with **38** (25 mg, 0.084 mmol) and 2-aminopropane-1,3-diol (14.0 mg, 0.154 mmol).

[0432] **ER-897926** (7.6 mg, 0.021 mmol, 24.4 % yield) was prepared in a similar manner to **ER-895474** starting with **38** (25 mg, 0.084 mmol) and 3-aminopropane-1,2-diol (15.0 mg, 0.165 mmol).

[0433] **ER-897927** (15.0 mg, 0.039 mmol, 46.9 % yield) was prepared in a similar manner to **ER-895474** starting with **38** (25 mg, 0.084 mmol) and (*R*)-(tetrahydrofuran-2-yl)methanamine (15.0 mg, 0.148 mmol).

[0434] **ER-897928** (14.9 mg, 0.039 mmol, 46.6 % yield) was prepared in a similar manner to **ER-895474** starting with **38** (25 mg, 0.084 mmol) and (tetrahydrofuran-2-yl)methanamine (16.0 mg, 0.158 mmol).

[0435] **ER-897929** (10.3 mg, 0.027 mmol, 32.0 % yield) was prepared in a similar manner to **ER-895474** starting with **38** (25 mg, 0.084 mmol) and 2-propoxyethanamine (16.0 mg, 0.155 mmol).

[0436] **ER-897930** (12.8 mg, 0.033 mmol, 39.8 % yield) was prepared in a similar manner to **ER-895474** starting with **38** (25 mg, 0.084 mmol) and (*R*)-2-aminopentan-1-ol (16.0 mg, 0.155 mmol).

[0437] **ER-897931** (11.1 mg, 0.029 mmol, 34.5 % yield) was prepared in a similar manner to **ER-895474** starting with **38** (25 mg, 0.084 mmol) and 2-isopropoxyethanamine (15.0 mg, 0.145 mmol).

[0438] **ER-897932** (10.0 mg, 0.026 mmol, 31.1 % yield) was prepared in a similar manner to **ER-895474** starting with **38** (25 mg, 0.084 mmol) and 1-methoxybutan-2-amine (0.0160 g, 0.155 mmol).

[0439] **ER-897933** (9.0 mg, 0.021 mmol, 24.6 % yield) was prepared in a similar manner to **ER-895474** starting with **38** (25 mg, 0.084 mmol) and 2-amino-1-(2-fluorophenyl)ethanol (23.0 mg, 0.148 mmol).

[0440] **ER-897934** (13.3 mg, 0.035 mmol, 41.1 % yield) was prepared in a similar manner to **ER-895474** starting with **38** (25 mg, 0.084 mmol) and (*S*)-2-amino-3-methylbutan-1-ol (15.0 mg, 0.145 mmol).

[0441] **ER-897935** (15.7 mg, 0.041 mmol, 48.6 % yield) was prepared in a similar manner to **ER-895474** starting with **38** (25 mg, 0.084 mmol) and 2,2-dimethoxyethanamine (15.0 mg, 0.143 mmol).

[0442] **ER-897936** (10.4 mg, 0.027 mmol, 32.2 % yield) was prepared in a similar manner to **ER-895474** starting with **38** (25 mg, 0.084 mmol) and 2-(2-aminoethoxy)ethanol (16.0 mg, 0.152 mmol).

[0443] **ER-897937** (12.1 mg, 0.031 mmol, 36.5 % yield) was prepared in a similar manner to **ER-895474** starting with **38** (25 mg, 0.084 mmol) and (*1S,2S*)-2-aminocyclohexanol (23.0 mg, 0.200 mmol).

[0444] **ER-897938** (8.5 mg, 0.022 mmol, 25.6 % yield) was prepared in a similar manner to **ER-895474** starting with **38** (25 mg, 0.084 mmol) and 2-aminocyclohexanol (17.0 mg, 0.148 mmol).

[0445] **ER-897939** (10.1 mg, 0.025 mmol, 30.3 % yield) was prepared in a similar manner to **ER-895474** starting with **38** (25 mg, 0.084 mmol) and 2-aminohexan-1-ol (18.3 mg, 0.156 mmol).

[0446] **ER-897940** (10.3 mg, 0.026 mmol, 30.9 % yield) was prepared in a similar manner to **ER-895474** starting with **38** (25 mg, 0.084 mmol) and (*S*)-2-amino-3,3-dimethylbutan-1-ol (19.0 mg, 0.162 mmol).

[0447] **ER-897941** (14.0 mg, 0.035 mmol, 42.0 % yield) was prepared in a similar manner to **ER-895474** starting with **38** (25 mg, 0.084 mmol) and (*S*)-2-aminohexan-1-ol (19.0 mg, 0.162 mmol).

[0448] **ER-897942** (9.9 mg, 0.025 mmol, 29.7 % yield) was prepared in a similar manner to **ER-895474** starting with **38** (25 mg, 0.084 mmol) and (*2S,3S*)-2-amino-3-methylpentan-1-ol (18.0 mg, 0.154 mmol).

[0449] **ER-897943** (11.1 mg, 0.028 mmol, 33.3 % yield) was prepared in a similar manner to **ER-895474** starting with **38** (25 mg, 0.084 mmol) and (*S*)-2-amino-4-methylpentan-1-ol (18.0 mg, 0.154 mmol).

[0450] **ER-897944** (10.9 mg, 0.027 mmol, 32.7 % yield) was prepared in a similar manner to **ER-895474** starting with **38** (25 mg, 0.084 mmol) and (*R*)-2-amino-4-methylpentan-1-ol (18.0 mg, 0.154 mmol).

- [0451] **ER-897945** (13.2 mg, 0.032 mmol, 38.3 % yield) was prepared in a similar manner to **ER-895474** starting with **38** (25 mg, 0.084 mmol) and (4-methylmorpholin-2-yl)methanamine (20.0 mg, 0.154 mmol).
- [0452] **ER-897946** (16.1 mg, 0.035 mmol, 42.0 % yield) was prepared in a similar manner to **ER-895474** starting with **38** (25 mg, 0.084 mmol) and (*S*)-2-amino-4-(methylthio)butan-1-ol (20.0 mg, 0.148 mmol).
- [0453] **ER-897947** (12.0 mg, 0.029 mmol, 34.3 % yield) was prepared in a similar manner to **ER-895474** starting with **38** (25 mg, 0.084 mmol) and 2-phenoxyethanamine (21.0 mg, 0.153 mmol).
- [0454] **ER-897948** (12.0 mg, 0.028 mmol, 33.1 % yield) was prepared in a similar manner to **ER-895474** starting with **38** (25 mg, 0.084 mmol) and (*S*)-2-amino-3-phenylpropan-1-ol (24.0 mg, 0.159 mmol).
- [0455] **ER-897949** (11.7 mg, 0.027 mmol, 32.3 % yield) was prepared in a similar manner to **ER-895474** starting with **38** (25 mg, 0.084 mmol) and 2-phenoxypropan-1-amine (29.0 mg, 0.192 mmol).
- [0456] **ER-897950** (11.7 mg, 0.027 mmol, 32.3 % yield) was prepared in a similar manner to **ER-895474** starting with **38** (25 mg, 0.084 mmol) and 1-amino-3-phenylpropan-2-ol (23.0 mg, 0.152 mmol).
- [0457] **ER-897952** (14.0 mg, 0.032 mmol, 38.6 % yield) was prepared in a similar manner to **ER-895474** starting with **38** (25 mg, 0.084 mmol) and 2-(pyridin-3-yloxy)propan-1-amine (24.0 mg, 0.158 mmol).
- [0458] **ER-897955** (8.2 mg, 0.019 mmol, 22.5 % yield) was prepared in a similar manner to **ER-895474** starting with **38** (25 mg, 0.084 mmol) and 2-(4-fluorophenoxy)ethanamine (23.0 mg, 0.148 mmol).
- [0459] **ER-897956** (11.2 mg, 0.026 mmol, 26 % yield) was prepared in a similar manner to **ER-895474** starting with **38** (25 mg, 0.084 mmol) and 2-amino-1-(3-fluorophenyl)ethanol (24.0 mg, 0.155 mmol).
- [0460] **ER-897957** (9.8 mg, 0.022 mmol, 26.7 % yield) was prepared in a similar manner to **ER-895474** starting with **38** (25 mg, 0.084 mmol) and (*S*)-2-amino-3-cyclohexylpropan-1-ol (30.0 mg, 0.191 mmol).
- [0461] **ER-897958** (13.6 mg, 0.031 mmol, 36.5 % yield) was prepared in a similar manner to **ER-895474** starting with **38** (25 mg, 0.084 mmol) and isochroman-1-ylmethanamine (24.0 mg, 0.147 mmol).

[0462] **ER-897960** (13.0 mg, 0.029 mmol, 34.6 % yield) was prepared in a similar manner to **ER-895474** starting with **38** (25 mg, 0.084 mmol) and 1-amino-3-phenoxypropan-2-ol (25.0 mg, 0.150 mmol).

[0463] **ER-897961** (9.7 mg, 0.022 mmol, 25.8 % yield) was prepared in a similar manner to **ER-895474** starting with **38** (25 mg, 0.084 mmol) and 4-((*1S,2R*)-2-amino-1-hydroxypropyl)phenol (32.0 mg, 0.191 mmol).

[0464] **ER-897962** (17.8 mg, 0.040 mmol, 47.4 % yield) was prepared in a similar manner to **ER-895474** starting with **38** (25 mg, 0.084 mmol) and (*1S,2S*)-2-amino-1-phenylpropane-1,3-diol (26.0 mg, 0.155 mmol).

[0465] **ER-897963** (3.1 mg, 0.007 mmol, 8.4 % yield) was prepared in a similar manner to **ER-895473** starting with **38** (25 mg, 0.084 mmol) and *tert*-butyl 4-(3-amino-2-hydroxypropyl)piperazine-1-carboxylate (40.0 mg, 0.154 mmol).

[0466] **ER-897964** (12.7 mg, 0.036 mmol, 21.5 % yield) was prepared in a similar manner to **ER-895473** starting with **38** (25 mg, 0.084 mmol) and *tert*-butyl 3-aminoazetidine-1-carboxylate (27.0 mg, 0.157 mmol).

[0467] **ER-897965** (0.4 mg, 0.001 mmol, 1.3 % yield) was prepared in a similar manner to **ER-895473** starting with **38** (25 mg, 0.084 mmol) and (*S*)-*tert*-butyl 3-aminopyrrolidine-1-carboxylate (29.0 mg, 0.156 mmol).

[0468] **ER-897966** (0.4 mg, 0.001 mmol, 1.3 % yield) was prepared in a similar manner to **ER-895473** starting with **38** (25 mg, 0.084 mmol) and (*R*)-*tert*-butyl 3-aminopyrrolidine-1-carboxylate (29.0 mg, 0.156 mmol).

[0469] **ER-897967** (0.3 mg, 0.001 mmol, 0.9 % yield) was prepared in a similar manner to **ER-895473** starting with **38** (25 mg, 0.084 mmol) and (*S*)-*tert*-butyl 3-aminopiperidine-1-carboxylate (30.0 mg, 0.150 mmol).

[0470] **ER-897968** (0.4 mg, 0.001 mmol, 1.3 % yield) was prepared in a similar manner to **ER-895473** starting with **38** (25 mg, 0.084 mmol) and (*R*)-*tert*-butyl 3-aminopiperidine-1-carboxylate (30.0 mg, 0.150 mmol).

[0471] **ER-897969** (0.2 mg, 0.001 mmol, 0.6 % yield) was prepared in a similar manner to **ER-895473** starting with **38** (25 mg, 0.084 mmol) and (*S*)-*tert*-butyl 2-(aminomethyl)pyrrolidine-1-carboxylate (30.0 mg, 0.150 mmol).

[0472] **ER-897970** (3.4 mg, 0.008 mmol, 9.4 % yield) was prepared in a similar manner to **ER-895473** starting with **38** (25 mg, 0.084 mmol) and *tert*-butyl (2-aminoethyl)(benzyl)carbamate (38.0 mg, 0.152 mmol).

- [0473] **ER-898560** (11.2 mg, 0.030 mmol, 30.9 % yield) was prepared in a similar manner to **ER-895473** starting with **38** (28.8 mg, 0.097 mmol) and pyridin-2-amine (9.12 mg, .097 mmol).
- [0474] **ER-898561** (12.8 mg, 0.033 mmol, 44.6 % yield) was prepared in a similar manner to **ER-895474** starting with **38** (22.1 mg, 0.074 mmol) and 6-methylpyridin-2-amine (8.04 mg, .074 mmol).
- [0475] **ER-898562** (7.4 mg, 0.020 mmol, 18.7 % yield) was prepared in a similar manner to **ER-895474** starting with **38** (31.2 mg, 0.105 mmol) and 5-methylisoxazol-3-amine (10.30 mg, .105 mmol).
- [0476] **ER-898563** (6.5 mg, 0.017 mmol, 16.7 % yield) was prepared in a similar manner to **ER-895474** starting with **38** (30.7 mg, 0.103 mmol) and 2,2,2-trifluoroethanamine hydrochloride (13.99 mg, .103 mmol).
- [0477] **ER-898564** (1.4 mg, 0.004 mmol, 3.8 % yield) was prepared in a similar manner to **ER-895474** starting with **38** (30 mg, 0.101 mmol) and 2,2-difluoroethanamine (8.18 mg, .101 mmol).
- [0478] **ER-898565** (3.0 mg, 0.008 mmol, 7.5 % yield) was prepared in a similar manner to **ER-895474** starting with **38** (30.2 mg, 0.102 mmol) and 3,3,3-trifluoropropan-1-amine (11.49 mg, .102 mmol).
- [0479] **ER-898566** (14.6 mg, 0.037 mmol, 20.4 % yield) was prepared in a similar manner to **ER-895474** starting with **38** (53.7 mg, 0.181 mmol) and *N*2,*N*2,2-trimethylpropane-1,2-diamine (20.99 mg, .181 mmol).
- [0480] **ER-898914** (31.6 mg, 0.092 mmol, 28.8 % yield) was prepared in a similar manner to **ER-895474** starting with **38** (95.2 mg, 0.320 mmol) and 2-fluoroethanamine hydrochloride (31.9 mg, .32 mmol).
- [0481] **ER-898915** (19.1 mg, 0.054 mmol, 19.3 % yield) was prepared in a similar manner to **ER-895474** starting with **38** (82.3 mg, 0.277 mmol) and 3-fluoropropan-1-amine hydrochloride (31.4 mg, .277 mmol).
- [0482] **ER-898916** (14.6 mg, 0.037 mmol, 21.5 % yield) was prepared in a similar manner to **ER-895474** starting with **38** (51.4 mg, 0.173 mmol) and (*R*)-1,1,1-trifluoropropan-2-amine (20 mg, .177 mmol).
- [0483] **ER-898917** (27.6 mg, 0.066 mmol, 20.4 % yield) was prepared in a similar manner to **ER-895474** starting with **38** (95.7 mg, 0.322 mmol) and (*R*)-1,1,1-trifluoro-3-methylbutan-2-amine (45.4 mg, .322 mmol).

[0484] **ER-898918** (15.0 mg, 0.038 mmol, 19.3 % yield) was prepared in a similar manner to **ER-895474** starting with **38** (59.2 mg, 0.199 mmol) and 1,3-dimethyl-1*H*-pyrazol-5-amine (22.13 mg, .199 mmol).

[0485] **ER-898919** (13.1 mg, 0.035 mmol, 10.5 % yield) was prepared in a similar manner to **ER-895474** starting with **38** (98.1 mg, 0.33 mmol) and 1-methyl-1*H*-pyrazol-5-amine (32.0 mg, .33 mmol).

[0486] **ER-898920** (20.1 mg, 0.060 mmol, 21.4 % yield) was prepared in a similar manner to **ER-895474** starting with **38** (83.3 mg, 0.280 mmol) and 2-aminoacetonitrile hydrochloride (25.9 mg, .28 mmol).

[0487] **ER-898921** (11.4 mg, 0.032 mmol, 12.8 % yield) was prepared in a similar manner to **ER-895474** starting with **38** (73.1 mg, 0.246 mmol) and cyclopropanecarbonitrile hydrochloride (25.5 mg, .246 mmol).

[0488] **ER-898922** (25.4 mg, 0.067 mmol, 33.7 % yield) was prepared in a similar manner to **ER-895474** starting with **38** (59.0 mg, 0.198 mmol) and 1,2,4-thiadiazol-5-amine (20.07 mg, .198 mmol).

[0489] **ER-898923** (12.6 mg, 0.032 mmol, 16.5 % yield) was prepared in a similar manner to **ER-895474** starting with **38** (57.6 mg, 0.194 mmol) and 3-methyl-1,2,4-thiadiazol-5-amine (22.31 mg, .194 mmol).

[0490] **ER-899017-HCl** (328 mg, 0.769 mmol, 65.3 % yield) was prepared in a similar manner to **ER-899742-HCl** starting with **38** (350 mg, 1.177 mmol) and *tert*-butyl 2,6-diazaspiro[3.4]octane-6-carboxylate (250 mg, 1.177 mmol).

[0491] **ER-899019-HCl** (26 mg, 0.059 mmol, 58.2 % yield) was prepared in a similar manner to **ER-899742-HCl** starting with **38** (30 mg, 0.101 mmol) and *tert*-butyl 4-(aminomethyl)-4-fluoropiperidine-1-carboxylate (23.4 mg, .101 mmol).

[0492] **ER-899020-HCl** (25 mg, 0.062 mmol, 61.4 % yield) was prepared in a similar manner to **ER-899742-HCl** starting with **38** (30 mg, 0.101 mmol) *tert*-butyl 3-(aminomethyl)azetidine-1-carboxylate (18.8 mg, .101 mmol).

[0493] **ER-899023-HCl** (25.5 mg, 0.060 mmol, 59.4 % yield) was prepared in a similar manner to **ER-899742-HCl** starting with **38** (30 mg, 0.101 mmol) and *tert*-butyl 1,6-diazaspiro[3.4]octane-6-carboxylate (21.4 mg, .101 mmol).

[0494] **ER-899024-HCl** (30.1 mg, 0.068 mmol, 67.5 % yield) was prepared in a similar manner to **ER-899742-HCl** starting with **38** (30 mg, 0.101 mmol) and *tert*-butyl 1,7-diazaspiro[4.4]nonane-1-carboxylate (22.8 mg, .101 mmol).

[0495] **ER-899025-HCl** (32.1 mg, 0.077 mmol, 76 % yield) was prepared in a similar manner to **ER-899742-HCl** starting with **38** (30 mg, 0.101 mmol) and 4-amino-1-methyl-1*H*-pyrazole-3-carboxamide (14.1 mg, .101 mmol). Boc-deprotection was not required.

[0496] **ER-899031-HCl** (30.1 mg, 0.079 mmol, 78 % yield) was prepared in a similar manner to **ER-899742-HCl** starting with **38** (30 mg, 0.101 mmol) and (3-methyloxetan-3-yl)methanamine (10.2 mg, .101 mmol). Boc-deprotection was not required.

[0497] **ER-899032-HCl** (28.7 mg, 0.079 mmol, 78 % yield) was prepared in a similar manner to **ER-899742-HCl** starting with **38** (30 mg, 0.101 mmol) and 2-oxo-6-azaspiro[3.3]heptane (10.0 mg, .101 mmol). Boc-deprotection was not required.

[0498] **ER-899033-HCl** (32.8 mg, 0.093 mmol, 92 % yield) was prepared in a similar manner to **ER-899742-HCl** starting with **38** (30 mg, 0.101 mmol) and oxetane-3-amine (7.4 mg, .101 mmol). Boc-deprotection was not required.

[0499] **ER-899034-HCl** (26.4 mg, 0.067 mmol, 66.2 % yield) was prepared in a similar manner to **ER-899742-HCl** starting with **38** (30 mg, 0.101 mmol) and oxetane-3,3-diylmethanamine dihydrochloride (19.1 mg, .101 mmol). Boc-deprotection was not required.

[0500] **ER-899035-HCl** (25.9 mg, 0.071 mmol, 70.1 % yield) was prepared in a similar manner to **ER-899742-HCl** starting with **38** (30 mg, 0.101 mmol) and oxetan-2-ylmethanamine (8.8 mg, .101 mmol). Boc-deprotection was not required.

[0501] **ER-899036-HCl** (33.1 mg, 0.082 mmol, 82 % yield) was prepared in a similar manner to **ER-899742-HCl** starting with **38** (30 mg, 0.101 mmol) and *tert*-butyl piperazine-1-carboxylate (18.8 mg, .101 mmol).

[0502] **ER-899191-HCl** (30.7 mg, 0.081 mmol, 80 % yield) was prepared in a similar manner to **ER-899742-HCl** starting with **38** (30 mg, 0.101 mmol) and azetidine-3-carboxamide (10.1 mg, .101 mmol). Boc-deprotection was not required.

[0503] **ER-899192-HCl** (34.4 mg, 0.078 mmol, 77 % yield) was prepared in a similar manner to **ER-899742-HCl** starting with **38** (30 mg, 0.101 mmol) and *tert*-butyl 2,7-diazaspiro[4.4]nonane-2-carboxylate (22.8 mg, .101 mmol).

[0504] **ER-899193-HCl** (38.1 mg, 0.081 mmol, 80 % yield) was prepared in a similar manner to **ER-899742-HCl** starting with **38** (30 mg, 0.101 mmol) and *tert*-butyl 3,9-diazaspiro[5.5]undecane-3-carboxylate (25.7 mg, .101 mmol).

[0505] **ER-899196-HCl** (23.7 mg, 0.057 mmol, 56.4 % yield) was prepared in a similar manner to **ER-899742-HCl** starting with **38** (30 mg, 0.101 mmol) and 4-aminonicotinamide (13.84 mg, .101 mmol). Boc-deprotection was not required.

- [0506] **ER-899282**-HCl (29.6 mg, 0.079 mmol, 79 % yield) was prepared in a similar manner to **ER-899742**-HCl starting with **38** (30 mg, 0.101 mmol) and pyridin-4-amine (9.5 mg, .101 mmol). Boc-deprotection was not required.
- [0507] **ER-899283**-HCl (31.1 mg, 0.083 mmol, 83 % yield) was prepared in a similar manner to **ER-899742**-HCl starting with **38** (30 mg, 0.101 mmol) and pyridin-3-amine (9.5 mg, .101 mmol). Boc-deprotection was not required.
- [0508] **ER-899285**-HCl (28.5 mg, 0.059 mmol, 58.6 % yield) was prepared in a similar manner to **ER-899742**-HCl starting with **38** (30 mg, 0.101 mmol) and *tert*-butyl 4-(4-amino-1H-pyrazol-1-yl)piperidine-1-carboxylate (26.9 mg, .101 mmol).
- [0509] **ER-899286**-HCl (31.7 mg, 0.070 mmol, 69.2 % yield) was prepared in a similar manner to **ER-899742**-HCl starting with **38** (30 mg, 0.101 mmol) and *tert*-butyl 3-(4-amino-1H-pyrazol-1-yl)azetidine-1-carboxylate (24.0 mg, .101 mmol).
- [0510] **ER-899287** (29.7 mg, 0.079 mmol, 78 % yield) was prepared in a similar manner to **ER-895474** starting with **38** (30 mg, 0.101 mmol) and (*1H*-pyrazol-5-yl)methanamine (9.80 mg, .101 mmol).
- [0511] **ER-899288** (20.7 mg, 0.057 mmol, 56.6 % yield) was prepared in a similar manner to **ER-895474** starting with **38** (30 mg, 0.101 mmol) and *1H*-pyrazol-4-amine (8.38 mg, .101 mmol).
- [0512] **ER-899289** (35.5 mg, 0.078 mmol, 77 % yield) was prepared in a similar manner to **ER-895474** starting with **38** (30 mg, 0.101 mmol) and (3-(trifluoromethyl)pyridin-2-yl)methanamine (17.77 mg, .101 mmol).
- [0513] **ER-899290** (15.0 mg, 0.034 mmol, 33.9 % yield) was prepared in a similar manner to **ER-895474** starting with **38** (30 mg, 0.101 mmol) and 1-(pyridin-2-yl)ethanamine (12.33 mg, .101 mmol).
- [0514] **ER-899291** (26.1 mg, 0.067 mmol, 66.7 % yield) was prepared in a similar manner to **ER-895474** starting with **38** (30 mg, 0.101 mmol) and pyridin-2-ylmethanamine (10.91 mg, .101 mmol).
- [0515] **ER-899292** (31.0 mg, 0.077.2 mmol, 76.4 % yield) was prepared in a similar manner to **ER-895474** starting with **38** (30 mg, 0.101 mmol) and (6-methylpyridin-2-yl)methanamine (12.3 mg, .101 mmol).
- [0516] **ER-899293** (32.0 mg, 0.079 mmol, 77.7 % yield) was prepared in a similar manner to **ER-895474** starting with **38** (30 mg, 0.101 mmol) and (1-methylpiperidin-2-yl)methanamine (12.9 mg, .101 mmol).

[0517] **ER-899294** (32.2 mg, 0.080 mmol, 79 % yield) was prepared in a similar manner to **ER-895474** starting with **38** (30 mg, 0.101 mmol) and (3-methylpyridin-2-yl)methanamine (12.3 mg, .101 mmol).

[0518] **ER-899334** (51.3 mg, 0.140 mmol, 11.7 % yield) was prepared in a similar manner to **ER-895473** starting with **38** (357.2 mg, 1.201 mmol) and (*R*)-*tert*-butyl 2-(aminomethyl)pyrrolidine-1-carboxylate (224 mg, 1.201 mmol).

[0519] **ER-899414-HCl** (31.1 mg, 0.075 mmol, 74.1 % yield) was prepared in a similar manner to **ER-899742-HCl** starting with **38** (30 mg, 0.101 mmol) and (*R*)-*tert*-butyl 2-(aminomethyl)pyrrolidine-1-carboxylate (20.2 mg, .101 mmol).

[0520] **ER-899415-HCl** (30.5 mg, 0.071 mmol, 70.3 % yield) was prepared in a similar manner to **ER-899742-HCl** starting with **38** (30 mg, 0.101 mmol) and (*S*)-*tert*-butyl 2-(aminomethyl)piperidine-1-carboxylate (21.6 mg, .101 mmol).

[0521] **ER-899416-HCl** (24.2 mg, 0.055 mmol, 54.3 % yield) was prepared in a similar manner to **ER-899742-HCl** starting with **38** (30 mg, 0.101 mmol) and *tert*-butyl 3-amino-8-azabicyclo[3.2.1]octane-8-carboxylate (22.84 mg, .101 mmol).

[0522] **ER-899417-HCl** (32.8 mg, 0.076 mmol, 76 % yield) was prepared in a similar manner to **ER-899742-HCl** starting with **38** (30 mg, 0.101 mmol) and *tert*-butyl 4-aminoazepane-1-carboxylate (21.62 mg, .101 mmol).

[0523] **ER-899418-HCl** (29.6 mg, 0.072 mmol, 70.9 % yield) was prepared in a similar manner to **ER-899742-HCl** starting with **38** (30 mg, 0.101 mmol) and (*1R,5S,6S*)-*tert*-butyl 6-amino-3-azabicyclo[3.1.0]hexane-3-carboxylate (20.0 mg, .101 mmol).

[0524] **ER-899476-HCl** (31.0 mg, 0.068 mmol, 67.4 % yield) or the diastereomeric mixture of **ER-899742** and **ER-899745** was prepared in a similar manner to **ER-899742-HCl** starting with **38** (30 mg, 0.101 mmol) and a 1:1 mixture of (*3R,4S*)-*tert*-butyl 3-amino-4-fluoropyrrolidine-1-carboxylate and (*3S,4R*)-*tert*-butyl 3-amino-4-fluoropyrrolidine-1-carboxylate (20.6 mg, .101 mmol).

[0525] **ER-899477-HCl** (25.5 mg, 0.059 mmol, 58.2 % yield) as a diastereomer mixture was prepared in a similar manner to **ER-899742-HCl** starting with **38** (30 mg, 0.101 mmol) and a 1:1 mixture of (*3R,4S*)-*tert*-butyl 3-amino-4-fluoropiperidine-1-carboxylate and (*3S,4R*)-*tert*-butyl 3-amino-4-fluoropiperidine-1-carboxylate (22.02 mg, .101 mmol).

[0526] **ER-899479-HCl** (30.5 mg, 0.071 mmol, 70.6 % yield) was prepared in a similar manner to **ER-899742-HCl** starting with **38** (30 mg, 0.101 mmol) and *tert*-butyl 6-amino-2-azaspiro[3.3]heptane-2-carboxylate (21.42 mg, .101 mmol).

[0527] **ER-897383** (14.2 mg, 0.017 mmol, 14.1 % yield) was prepared in a similar manner to **ER-895474** starting with **38** (35.2 mg, 0.118 mmol) and 2-aminoethanol (10.9 mg, 0.178 mmol). DMF (1 mL) was used instead of DMAC.

[0528] **ER-897385** (14.2 mg, 0.017 mmol, 14.1 % yield) was prepared in a similar manner to **ER-897383** starting with **38** (35 mg, 0.118 mmol) and 2-methoxyethanamine (13.7 mg, 0.178 mmol).

[0529] **ER-897445** (87 mg, 0.245 mmol, 72.9 % overall yield) was prepared in a similar manner to **ER-897383** starting with **38** (100 mg, 0.336 mmol) and (*R*)-2-((*tert*-butyldiphenylsilyl)oxy)propan-1-amine (158 mg, 0.505 mmol) followed by the removal of the *tert*-butyldiphenylsilyl-protecting group using 1 M TBAF in THF (0.43 mL, 0.43 mmol) in DCM (1.1 mL) stirring for 1 h at rt. The desired product was purified over silica gel (eluted with 80 – 100 % EtOAc in heptane).

[0530] **ER-897446** (67 mg, 0.189 mmol, 75 % overall yield) was prepared in a similar manner to **ER-897445** starting with **38** (75 mg, 0.252 mmol) and (*S*)-1-((*tert*-butyldiphenylsilyl)oxy)propan-2-amine (103 mg, 0.329 mmol).

[0531] **ER-897447** (78 mg, 0.220 mmol, 65.5 % overall yield) was prepared in a similar manner to **ER-897445** starting with **38** (100 mg, 0.336 mmol) and (*R*)-1-((*tert*-butyldiphenylsilyl)oxy)propan-2-amine (158 mg, 0.505 mmol).

[0532] **ER-897827** (48.2 mg, 0.131 mmol, 64.9 % overall yield) was prepared in a similar manner to **ER-897445** starting with **38** (60 mg, 0.202 mmol) and (*S*)-1-((*tert*-butyldiphenylsilyl)oxy)butan-2-amine (90 mg, 0.303 mmol).

[0533] **ER-897828** (49.4 mg, 0.129 mmol, 64 % overall yield) was prepared in a similar manner to **ER-897445** starting with **38** (60 mg, 0.202 mmol) and (*S*)-1-((*tert*-butyldiphenylsilyl)oxy)-3-methylbutan-2-amine (103 mg, 0.303 mmol).

[0534] **ER-897829** (65.2 mg, 0.157 mmol, 77.7 % overall yield) was prepared in a similar manner to **ER-897445** starting with **38** (60 mg, 0.202 mmol) and (*S*)-2-((*tert*-butyldiphenylsilyl)oxy)-1-phenylethanamine (114 mg, 0.303 mmol).

[0535] **ER-897830** (60.2 mg, 0.145 mmol, 71.8 % overall yield) was prepared in a similar manner to **ER-897445** starting with **38** (60 mg, 0.202 mmol) and (*R*)-2-((*tert*-butyldiphenylsilyl)oxy)-1-phenylethanamine (114 mg, 0.303 mmol).

[0536] **ER-899722** (79 mg, 0.215 mmol, 25.6 % yield) was prepared in a similar manner to **ER-895474** starting with **38** (250 mg, 0.841 mmol) and 2-methylpropane-1,2-diamine (0.09 mL, 0.841 mmol). DCM (2 mL) was used instead of DMAC.

[0537] **ER-899295** (27.5 mg, 0.071 mmol, 70.4 % yield) was prepared in a similar manner to **ER-899722** starting with **38** (30 mg, 0.101 mmol) and 3-amino-1*H*-pyrazole-4-carbonitrile (10.9 mg, 0.101 mmol).

[0538] **ER-898946: 38** (50 mg, 0.168 mmol), HATU (128 mg, 0.336 mmol) and DIEA (0.176 ml, 1.009 mmol) was dissolved in DCM:DMF (5 mL : 2 mL) followed by *tert*-butyl 4-aminopiperidine-1-carboxylate (67.4 mg, 0.336 mmol). The resulting reaction mixture was stirred at rt for 16 h after which time additional HATU (128 mg, 0.336 mmol), and by *tert*-butyl 4-aminopiperidine-1-carboxylate (67.4 mg, 0.336 mmol) was added followed by stirring for an additional 3 h.. The completed reaction was concentrated to dry and the crude product was purified by chromatography (25 g Silica gel) eluting with 10% acetonitrile in DCM to give pure Boc protected product. The Boc-protected product was dissolved in DCM(4 ml)/TFA (0.5 ml) and stirred at rt for 3 h after which time the solvent was removed under reduced pressure, the residue was dissolved in MeOH (10 mL) and 0.3 g of MP-carbonate was added (pH>7). The resulting suspension was stirred at rt for 30 min after which time the polymer beads were filtered, washed with MeOH (10 mL) and the solvent was concentrated and high vacuum to dry to give **ER-898946** (12 mg, 0.027 mmol, 16.0 % yield).

[0539] **ER-898694-2 HCl** (67 mg, 0.155 mmol, 46.1 % yield) was prepared in a similar manner to **ER-898946** starting with **38** (100 mg, 0.336 mmol) and (*S*)-*tert*-butyl 2-(aminomethyl)morpholine-4-carboxylate (95 mg, .437 mmol) followed by the addition of 3N HCl in dioxane (31 uL) to provide the dihydrochloride salt after concentration and high vacuum to dryness.

[0540] **Alternative method for the preparation of ER-899742 & ER-899745:** To a stirred solution **38** (2.91 g, 9.79 mmol) and TEA (1.706 ml, 12.24 mmol) in DCM (50.0 ml) was added **77** (2.000 g, 9.792 mmol) and HOBt (2.65 g, 19.59 mmol). The reaction mixture was cooled to 0°C followed by the portion wise addition of EDC (3.75 g, 19.59 mmol) after which time mixture was warmed to 40 °C and stirred for 3 hours. DCM (50 mL) was added, the layers separated after which time the organic layer was washed with sat. ammonium chloride (20 mL), sat. NaHCO₃ (20 mL), brine (20 mL), dried over Na₂SO₄, filtered and concentrated to dry. The crude product was purified over silica gel (Biotage SP4, eluting with 10% MeOH:DCM). The diastereomers were separated as described above to obtain **78** (1.65 g, 3.41 mmol, 34.8 % yield) and **79** (1.49 g, 3.08 mmol, 31.5 % yield).

[0541] **78** (470 mg, 0.97 mmol) was dissolved in a stirring solution of DCM (5.0 mL) followed by the addition of TFA (2.5 mL, 32.45 mmol) after which time the reaction was

warmed to 49 °C and stirred for 2 h. The completed reaction was azeotroped to dryness three times with toluene (2 mL each) and then dried in vacuo to provide **ER-899742**-TFA (543 mg, 0.97 mmol, 100 % yield-the product contained 1.5 molecules of TFA to one molecule of **ER-899742** via mass spectrum) as an orange solid.

[0542] **ER-899742** free base can be obtained by dissolving the TFA salt in MeOH and adding Amberlite IRA 400 hydroxide form and stirring for 10 min or once a neutral pH is obtained. The resultant suspension is filtered, washed with MeOH two times with MeOH of equal volumes, and concentration of the combined filtrates to paste. The paste is azeotroped two times with toluene to provide **ER-899742** in the free base form in quantitative yield. The HCl salt form can be then be generated as described above.

[0543] **ER-899742** HCl salt may be obtained directly from **78** by treatment with 5.5 N HCL in isopropanol to provide desired product in quantitative yield after stirring for 2 h at rt followed by azeotroping to dry 3 times with toluene and high vacuum drying as 1.5 molecules of HCl to one molecule of **ER-899742** demonstrated by mass spectra analyses.

[0544] **ER-899464** HCl: To a stirred solution of **38** (50 g, 168.2 mmol) in DMF (250 mL) was added TEA (29.3 mL, 210.2 mmol) followed by 4-amino-1-methylpiperidine (28.8 g, 252.3 mmol) and HOBt (45.4 g, 336.4 mmol). The reaction mixture was cooled to 0 °C followed by a portion wise addition of EDC (64.5 g, 336.4 mmol). The reaction mixture was warmed to 40 °C and stirred for an additional 6 h. The completed reaction was slowly poured into a flask containing water (1.5 L) with stirring after which time DCM (1.5 L) was added, stirred an additional 10 min. The two layers were separated and the aqueous layer was extracted three times with DCM (600 mL each). The combined organic layers were concentrated to a DMF solution followed by concentration at 50 °C under vacuum. The resultant yellow slurry was diluted with ethyl ether (1 L) and stirred for 15 min, after which time the solid was collected by filtration followed by rinsing the filter pad with ethyl ether (0.5 L) and dried in vacuo to provide **ER-899464** (44.9 g, 114 mmol, 67.9% yield). The HCl salt is obtained by dissolving **ER-899464** (22.8 g, 57.9 mmol) in 10 volumes of isopropanol and 1 volume of water followed by the addition of 1 equivalent of 5.5 N HCl in isopropanol to provide a white precipitate. The solid is filtered and washed with isopropanol (2 vol) followed by drying in a vacuo to provide **ER-899464.HCl** (20.3 g, 47.2 mmol, 81.5%).

[0545] **ER-899477** (78 mg, 0.196 mmol, 58.3% yield) was prepared in a similar manner to **ER-899464** starting with **38** (100 mg, 0.336 mmol) and (3*S*,4*R*)-*tert*-butyl 3-amino-4-fluoropiperidine-1-carboxylate (220 mg, 1.009 mmol).

[0546] **ER-897968** (475 mg, 1.252 mmol, 37.2 % yield) was prepared in a similar manner to **ER-899464** starting with **38** (1.00 g, 3.364 mmol) and (*R*)-*tert*-butyl 3-aminopiperidine-1-carboxylate (2.021 g, 10.091 mmol).

[0547] **ER-899018** (370 mg, 0.975 mmol, 58.0 % yield) was prepared in a similar manner to **ER-899464** starting with **38** (500 mg, 1.682 mmol) and *tert*-butyl (azetidin-3-ylmethyl)(methyl)carbamate (500 mg, 2.497 mmol).

[0548] **ER-899819** (62 mg, 0.158 mmol, 31.3 % yield) was prepared in a similar manner to **ER-899464** starting with **38** (150 mg, 0.505 mmol) and *tert*-butyl 3-aminoazepane-1-carboxylate (324 mg, 1.514 mmol).

[0549] **ER-899416-HCl** (53 mg, 0.120 mmol, 35.7 % yield) was prepared in a similar manner to **ER-899464-HCl** starting with **38** (100 mg, 0.336 mmol) and (*1R,3S,5S*)-*tert*-butyl 3-amino-8-azabicyclo[3.2.1]octane-8-carboxylate (76 mg, .336 mmol).

[0550] **ER-899417-HCl** (56 mg, 0.130 mmol, 38.7 % yield) was prepared in a similar manner to **ER-899464-HCl** starting with **38** (100 mg, 0.336 mmol) and *tert*-butyl 4-aminoazepane-1-carboxylate (144 mg, .673 mmol).

[0551] **ER-899285-HCl** (52 mg, 0.108 mmol, 32.1 % yield) was prepared in a similar manner to **ER-899464-HCl** starting with **38** (100 mg, 0.336 mmol) and *tert*-butyl 4-(4-amino-1*H*-pyrazol-1-yl)piperidine-1-carboxylate (179 mg, .673 mmol).

[0552] **ER-899021-HCl** (62 mg, 0.140 mmol, 41.7 % yield) was prepared in a similar manner to **ER-899464-HCl** starting with **38** (100 mg, 0.336 mmol) and *tert*-butyl 2,6-diazaspiro[3.5]nonane-6-carboxylate (152 mg, .673 mmol).

[0553] **ER-899619-HCl** (36 mg, 0.084 mmol, % yield) was in a similar manner to **ER-899464-HCl** starting with **38** (100 mg, 0.336 mmol) and (*S*)-*tert*-butyl 3-(methylamino)piperidine-1-carboxylate (216 mg, 1.009 mmol).

[0554] **ER-899616-HCl** (21 mg, 0.049 mmol, % yield) was prepared in a similar manner to **ER-899464-HCl** starting with **38** (100 mg, 0.336 mmol) and (*R*)-*tert*-butyl 3-(methylamino)piperidine-1-carboxylate (216 mg, 1.009 mmol).

[0555] **ER-898566-HCl** (272 mg, 0.630 mmol, 37.5 % yield) was prepared in a similar manner to **ER-899464-HCl** starting with **38** (500 mg, 1.682 mmol) and *N*,*N*,*N*-(2,2,2-trimethylpropane-1,2-diamine) (586 mg, 5.045 mmol).

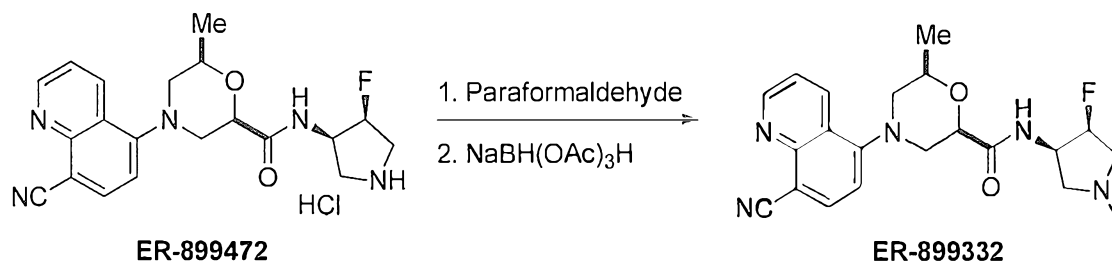
[0556] **ER-899618-HCl** (4.8 mg, 0.011 mmol, 3.2 % yield) was prepared in a similar manner to **ER-899464-HCl** starting with **38** (500 mg, 1.682 mmol) and 4-aminopicolinamide (138 mg, 1.009 mmol).

[0557] **ER-899477** (78 mg, 0.196 mmol, 58.3 % yield as a diastereomeric mixture) was prepared in a similar manner to **ER-899464** starting with **38** (100 mg, 0.336 mmol) and a racemic mixture of (3*S*,4*R*)-*tert*-butyl 3-amino-4-fluoropiperidine-1-carboxylate and (3*R*,4*S*)-*tert*-butyl 3-amino-4-fluoropiperidine-1-carboxylate (220 mg, 1.009 mmol).

[0558] **ER-895415** as an example for **Compound 41** in **Scheme 11**: To a stirred solution of **38** (1.10 g, 3.70 mmol) in DCM (5 mL) at 0 °C was added oxalyl chloride (1.0 mL, 11.42 mmol) dropwise over 2 min. The reaction mixture was allowed to warm to rt and stir for 1 h after which time the reaction was concentrated and dried in vacuo. The dried syrup was cooled to 0 °C followed by the slow addition of MeOH (5 mL) with stirring. The completed reaction was concentrated to dry, diluted with DCM (10 mL), washed with saturated sodium sulfite (3 mL), brine (3 mL) and then dried over Na₂SO₄, filtered and concentrated to dry. The crude product was purified over silica gel (eluting with a 0–50 % EtOAc in heptane gradient) to provide **ER-895415** (894 mg, 2.81 mmol, 76 % yield) after combining the desired fractions, concentrating and drying in vacuo.

[0559] Preparation of example **ER-899332** following **Scheme 21**:

[0560] **Scheme 21**



[0561]

[0562] The solution of **ER-899472**-HCl (49.8 mg, .119 mmol) and paraformaldehyde (8.90 mg, .297 mmol) in DCM (0.5 mL) was stirred at room for 1 hr. Sodium triacetoxyborohydride (62.8 mg, .297 mmol) was added and resulting solution was stirred at rt for 2 days. After the solvents were removed, the crude was chromatographed on silica (15% MeOH in DCM) to give **ER-899332** (8.16 mg, 0.021 mmol, 18.3 % yield).

[0563] **ER-899457** (50 mg, 0.117 mmol, 97 % yield) was prepared in a similar manner to **ER-899332** starting with **ER-899336** (50 mg, 0.122 mmol).

[0564] **ER-899836**: A stirred solution of **ER-899477** (76 mg, .191 mmol) in solution of 37 % formaldehyde in water (0.5 g, 16.652 mmol) and formic acid (0.5 mL, 13.036 mmol) was warmed to 80 °C for 3 h after which time the completed reaction is cooled to rt. The mixture was azeotroped to dryness four times with toluene (2 mL each) and the resultant

residue was dissolved in MeOH (5 mL) followed by the addition of Amberlite IRA400 hydroxide form (2 g) and stirred for 10 min. Additional Amberlite IRA400 is added with stirring until a neutral pH is obtained after which time the suspension was filtered, concentrated, and azeotroped two times with toluene (2 mL each). The crude material was then purified over silica gel (Biotage SNAP Ultra, 25g, eluting with a 1- 40% MeOH in DCM) to provide **ER-899836** (55 mg, 0.134 mmol, 69.9 % yield) after combining the desired fractions, concentrating and drying in vacuo.

[0565] **ER-899836** (50 mg, 0.124 mmol) was dissolved in acetonitrile (1 mL) followed by the addition of 2 M HCl in diethyl ether (0.062 mL, 0.124 mmol) and stirred at rt for 30 min. The resultant orange solution was concentrated to dryness and placed under high vacuum overnight to provide **ER-899836-HCl** in quantitative yield.

[0566] **ER-899688-HCl** (381 mg, 0.886 mmol, 88.4 % yield) was prepared in a similar manner to **ER-899836-HCl** starting with **ER-897968** (600 mg, 1.58 mmol).

[0567] **ER-899820-HCl** (45 mg, 0.110 mmol, 69.9 % yield) was prepared in a similar manner to **ER-899836-HCl** starting with **ER-899819** (62 mg, 0.158 mmol).

[0568] **ER-899337** (35.6 mg, 0.087 mmol, 24. % yield) was similarly prepared in a similar manner to **ER-899836** starting with **ER-897968** (142 mg, 0.361 mmol) as a free base.

[0569] **ER-899835** (29 mg, 0.071 mmol, 81. % yield) was similarly prepared in a similar manner to **ER-899836** starting with **ER-899718** (34 mg, 0.086 mmol) as a free base.

[0570] **ER-899837** (35.6 mg, 0.087 mmol, 24.2 % yield) was similarly prepared in a similar manner to **ER-899836** starting with **ER-899417** (142 mg, 0.361 mmol) as a free base.

[0571] **ER-898707-formate** (17 mg, 0.036 mmol, 78. % yield) was prepared in a similar manner to **ER-899836** starting with **ER-898694** (20 mg, 0.046 mmol) maintaining as the formate salt instead of conversion to the HCl salt as above.

[0572] **Other examples depicted by general structure 39 or 40 in Scheme 11**

ER-895472: To a cooled solution of **38** (22.7 mg, .076 mmol) and TEA (12.8 μ L, .092 mmol) in THF at - 15 °C was added ethyl chloroformate (8.1 μ L, .084 mmol). After stirring 1.5 hr, ammonium hydroxide (6.0 μ L, .153 mmol) was added after which time stirring continued for an additional 2 hr at -10 °C. The reaction was allowed to warm to rt and stirred an additional 2 h. The completed reaction was quenched by addition of sat. NaHCO₃ (5 mL) followed by the extraction of the aqueous phase 3 times with EtOAc (5 mL each). The combined organic layers were dried over anhydrous Na₂SO₄, filtered and concentrated to give a pale yellow oil. The crude product was purified using reverse phase HPLC C-18 (Water's X-Bridge C18 19 x

100 mm column; gradient using acetonitrile/water containing 0.1 % formic acid) to provide **ER-895472** (6.2 mg, 0.021 mmol, 27.5% yield).

[0573] **ER-899122**: To a cooled solution of **38** (80 mg, .24 mmol) and 4-methylmorpholine (32 μ l, .288 mmol) in THF (4 mL) at 0 °C was added isopropyl chloroformate (38 μ l, .084 mmol). After stirring 30 min, Tetrahydro-pyran-4-ylamine (29.1 mg, .288 mmol) was added after which time stirring continued for an additional 2 hr at -10 °C. The reaction was allowed to warm to rt and stirred an additional 16 h. The completed reaction was quenched by addition of sat. NaHCO₃ (5 mL) followed by the extraction of the aqueous phase 3 times with EtOAc (5 mL each). The combined organic layers were dried over anhydrous Na₂SO₄, filtered and concentrated to give a pale yellow oil. The crude product was purified over silica gel (25 g) eluting with a linear gradient of 80 – 100% EtOAc in heptane to provide **ER-899122** (40 mg, 0.100 mmol, 41.7 % yield) after concentration of the desired fractions to dry and placing the product under high vacuum.

[0574] **ER-899121** (40 mg, 0.104 mmol, 43.3 % yield) was prepared in a similar manner to **ER-899122** starting with **38** (80 mg, 0.24 mmol) and 3-aminomethyl-oxetane (25.06 mg, .288 mmol).

[0575] **ER-899123** (40 mg, 0.109 mmol, 45.5 % yield) was prepared in a similar manner to **ER-899122** starting with **38** (80 mg, 0.24 mmol) and 3-aminotetrahydrofuran (25.06 mg, .288 mmol).

[0576] **ER-899140** (20 mg, 0.051 mmol, 21.3 % yield) was prepared in a similar manner to **ER-899122** starting with **38** (80 mg, 0.24 mmol) and *tert*-butyl (2-aminoethyl)(methyl)carbamate (50.1 mg, .288 mmol) after removal of the Boc group using TFA and neutralizing with MP-carbonate as described.

[0577] **ER-899151** (15 mg, 0.035 mmol, 14.6 % yield) and **ER-899152** (15 mg, 0.035 mmol, 14.6 % yield) were prepared in a similar manner to **ER-899122** starting with **38** (80 mg, 0.24 mmol) and 3-Amino-1,1,1-trifluoro-2-propanol (37.1 mg, .288 mmol) as a mixture of stereoisomers. The two products were separated using the chromatography method described for **ER-899122**. The stereocenters were arbitrarily assigned and have not been definitively determined.

[0578] **ER-899153** (32 mg, 0.083 mmol, 34.4 % yield) was prepared in a similar manner to **ER-899122** starting with **38** (80 mg, 0.24 mmol) and glycine methyl ester hydrochloride (36.1 mg, .288 mmol).

[0579] **ER-899154** (16 mg, 0.041 mmol, 17.3 % yield) was prepared in a similar manner to **ER-899122** starting with **38** (80 mg, 0.24 mmol) and dimethylethylenediamine (31.6 μ l, .288 mmol).

[0580] **ER-899159** (14 mg, 0.033 mmol, 13.8 % yield) and **ER-899160** (13 mg, 0.031 mmol, 12.8 % yield) were prepared in a similar manner to **ER-899122** starting with **38** (80 mg, 0.24 mmol) and 4-amino-1,1,1-trifluorobutan-2-ol hydrochloride (51.6 mg, .288 mmol) as a mixture of stereoisomers. The two products were separated using the chromatography method described for **ER-899122**. The stereocenters were arbitrarily assigned and have not been definitively determined.

[0581] **ER-899161** (13 mg, 0.031 mmol, 12.9 % yield) was prepared in a similar manner to **ER-899122** starting with **38** (80 mg, 0.24 mmol) and 4,4,4-trifluorobutane-1,3-diamine dihydrochloride (61.9 mg, .288 mmol) as a diastereomeric mixture.

[0582] **ER-899152** (9 mg, 0.024 mmol, 37.0 % yield) was prepared by dissolving **ER-899153** (24 mg, 0.65 mmol) in MeOH (2 mL) and water (0.5 mL) followed by the addition of lithium hydroxide (3.12 mg, 13.0 mmol). The reaction was stirred for 16 h at rt after which time the completed reaction was acidified with 3 N HCl to pH 3 followed by extraction 3 times with EtOAc (10 mL each), combining the organic layers, drying over anhydrous Na₂SO₄, filtering and concentrating to dryness. The crude product was purified over a C-18 reverse phase HPLC column eluting with a linear gradient of 10% 90% acetonitrile in water with 0.1% formic acid and concentrating the desired peak followed by high vacuum to dryness.

[0583] **ER-899278** (20 mg, 0.051 mmol, 33.8 % yield) was prepared in a similar manner to **ER-899140** starting with **38** (50 mg, 0.15 mmol) and (*R*)-*tert*-butyl 2-(aminomethyl)morpholine-4-carboxylate (48.6 mg, .225 mmol).

[0584] **ER-899366** (70 mg, 0.171 mmol, 42.4 % yield) was prepared in a similar manner to **ER-899140** starting with **38** (120 mg, 0.404 mmol) and (2*S*,6*R*)-*tert*-butyl 2-(aminomethyl)-6-methylmorpholine-4-carboxylate (112 mg, .484 mmol).

[0585] **ER-899367** (40 mg, 0.102mmol, 38 % yield) was prepared in a similar manner to **ER-899140** starting with **38** (80 mg, 0.269 mmol) and *tert*-butyl hexahydropyrrolo[3,4-*c*]pyrrole-2(*1H*)-carboxylate (68.5 mg, .373 mmol).

[0586] **ER-899459** (30 mg, 0.074 mmol, 31.3 % yield) was prepared in a similar manner to **ER-899122** starting with **38** (70 mg, 0.235 mmol) and *N,N*-dimethylpiperidin-4-amine (36.2 mg, .283 mmol).

[0587] **ER-899464** (20 mg, 0.051 mmol, 18.9 % yield) was prepared in a similar manner to **ER-899122** starting with **38** (80 mg, 0.269 mmol) and 1-methylpiperidin-4-amine (36.9 mg, .323 mmol).

[0588] **ER-899588** (40 mg, 0.105 mmol, 44.8 % yield) was prepared in a similar manner to **ER-899140** starting with **38** (70 mg, 0.235 mmol) and *tert*-butyl piperidin-4-ylcarbamate (56.6 mg, .283 mmol).

[0589] **ER-899608** (40 mg, 0.102 mmol, 37.8 % yield) was prepared in a similar manner to **ER-899140** starting with **38** (70 mg, 0.235 mmol) and *tert*-butyl (4-methylpiperidin-4-yl)carbamate (63.4 mg, .296 mmol).

[0590] **ER-899680** (40 mg, 0.098 mmol, 19.2 % yield) was prepared in a similar manner to **ER-899122** starting with **38** (100 mg, 0.336 mmol) and 1-ethylpiperidin-3-amine (43.1 mg, .336 mmol).

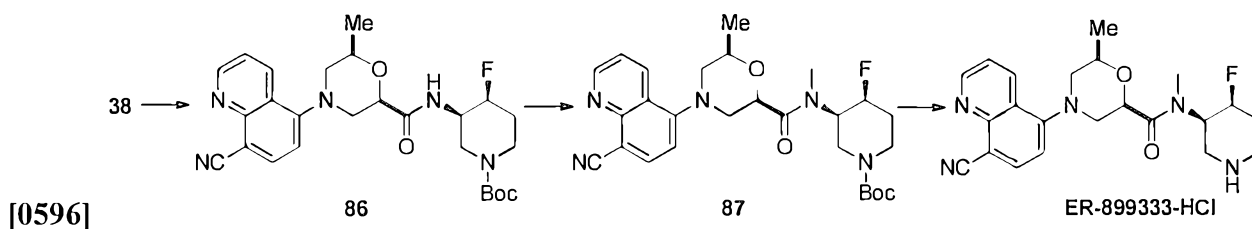
[0591] **ER-899431** (53 mg, 0.103 mmol, 51.3 % yield) was prepared in a similar manner to **ER-899122** starting with **38** (99 mg, 0.333 mmol) and methylamine (2M in THF) (1.50 mL, 3.00 mmol).

[0592] **ER-899626** (29 mg, 0.071 mmol, 35.3 % yield) was prepared in a similar manner to **ER-899122** starting with **38** (60 mg, 0.202 mmol) and 4-amino-1-ethyl piperidine (25.9 mg, .202 mmol).

[0593] **ER-899718** (32 mg, 0.081 mmol, 40.1 % yield) was prepared in a similar manner to **ER-899140** starting with **38** (60 mg, 0.202 mmol) and *tert*-butyl 4-amino-4-methylpiperidine-1-carboxylate (47.6 mg, .222 mmol).

[0594] **Additional Examples: Modification of general structure 39, Scheme 11:**

[0595] **Scheme 22**



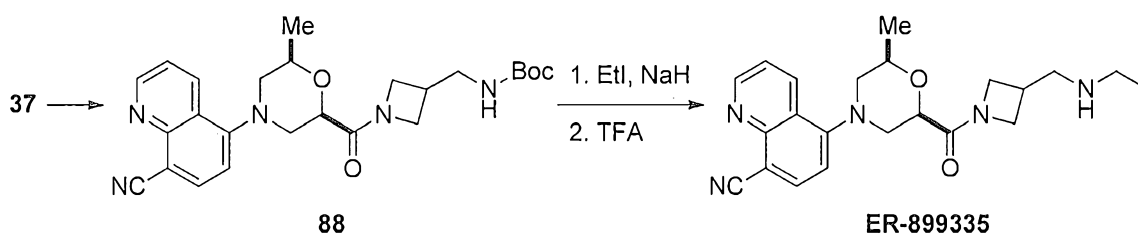
[0597] **ER-899333-HCl**: To a stirred solution of **38** (58.2 mg, .196 mmol) and HBTU (89 mg, .235 mmol) in DCM (1.94 mL) was added DIEA (137 μ L, .783 mmol) followed by (3*R*,4*S*)-*tert*-butyl 3-amino-4-fluoropiperidine-1-carboxylate (42.7 mg, .196 mmol). The reaction was stirred overnight after which time the completed reaction was concentrated and diluted with EtOAc (10 mL). The organic solution was washed with 2N

aqueous citric acid, saturated NaHCO_3 , dried over anhydrous Na_2SO_4 , filtered and concentrated to dryness. The crude product was purified over silica gel (50 g, eluting with a 40 -100% EtOAc in heptane, 20 column volumes) to provide **86** (58.5 mg, , 0.118 mmol, 56.2 % yield) as a pale yellow solid.

[0598] To a stirred solution of **86** (58.8 mg, .118 mmol) and methyl iodide (7.39 μL , .118 mmol) in DMF (1 mL) cooled to 0 $^\circ\text{C}$ was added NaH (5.20 mg, .13 mmol, oil dispersion). The reaction was warmed to rt and stirred for 3.5 h. The completed reaction was cooled with ice/water bath and quenched by the slow addition of saturated ammonium chloride (5 mL) followed by water (5 mL) and extraction two times with EtOAc (10 mL each). The combined organic phases were dried over anhydrous Na_2SO_4 , filtered and concentrated to dryness. The crude product was purified over silica gel (25 g, eluting with a 40 - 100% gradient of EtOAc in heptane, 20 column volumes) to provide **87** (42.9 mg, 0.084 mmol, 71.0 %) as a pale yellow solid.

[0599] To a stirred solution of **87** (42.9 mg, .084 mmol) in EtOAc (1 mL) was added 4.0 N HCl in 1,4-Dioxane (0.419 mL, 1.677 mmol) followed by stirring at rt for 1 hr, after which time the completed reaction was concentrated and dried in vacuo to provide **ER-89933-HCL** (23.4 mg, 0.054 mmol, 62.3%).

[0600] Scheme 23

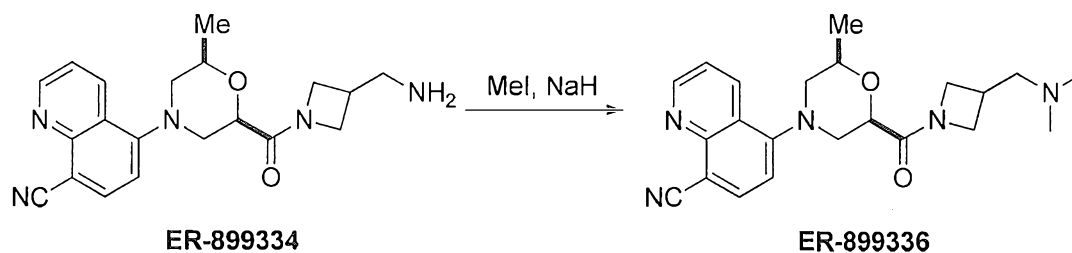


[0602] ER-899335: To a stirred solution **38** (357.2 mg, 1.201 mmol) and HBTU (547 mg, 1.442 mmol) in DCM (10 mL) was added DIEA (0.84 mL, 4.806 mmol) and *tert*-butyl(azetidin-3-ylmethyl)carbamate (224 mg, 1.201 mmol). The reaction mixture was stirred for 3 h after which time the completed reaction concentrated, dissolved in EtOAc (25 mL) and washed with 2N aqueous citric acid (20 mL), saturated NaHCO_3 (20 mL), and dried over anhydrous Na_2SO_4 , filtered and concentrated to dry. The crude product was purified over silica gel (40 g, eluting with a 50-100% EtOAc/heptane, 20 column volumes) to provide **88** (181.6 mg, 0.390 mmol, 32.5 % yield) of pale yellow solid.

[0603] To a stirred solution **88** (52.6 mg, .113 mmol) and ethyl iodide (10.50 μL , .13 mmol) in DMF (1.0 mL, 12.915 mmol) at 0 $^\circ\text{C}$ was added 60% sodium hydride (5.87 mg,

.147 mmol) after which time the reaction was allowed to warm to rt and stirred for 6 h. The completed reaction was cooled to 0 °C and quenched by the slow addition of saturated NH₄Cl (5 mL) followed by dilution with water (5 mL) and extraction two times with EtOAc (10 mL each). The combined organic phases were dried over anhydrous Na₂SO₄, filtered and concentrated to dryness. The crude product was purified over silica gel (25 g, eluting with 70 -100% EtOAc in heptane, 20 column volumes) to provide the Boc-protected intermediate which was used in the next step. The Boc was removed by dissolving the intermediate in EtOAc (1 mL) and adding TFA (0.5 mL) followed by stirring for 1 h. The completed reaction was concentrated to dry, dissolved in DCM (10 mL), washed 2 times with saturated NaHCO₃, dried over anhydrous Na₂SO₄, filtered, concentrated, and high vacuum to dry to provide **ER-899335** (4.1 mg, 0.010, mmol, 9.3 %) as a pale yellow solid.

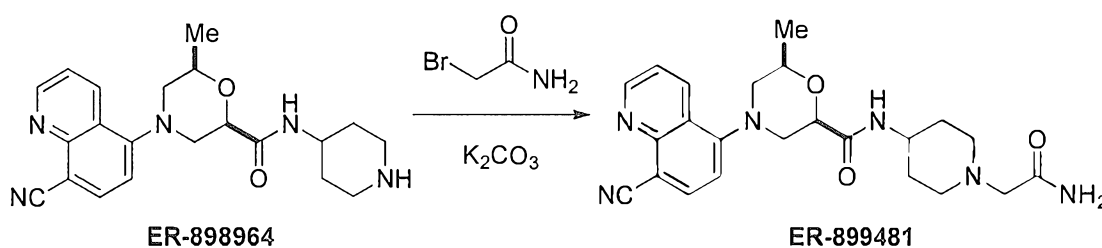
[0604] **Scheme 24**



[0605]

[0606] **ER-899336:** To a stirred solution of **ER-899334** (35.4 mg, .097 mmol) and iodomethane (0.013 mL, .213 mmol) in DMF (1 mL) at 0 °C was added 60% sodium hydride (9.69 mg, .242 mmol) after which time the reaction was warmed to rt and stirred overnight. The completed reaction was cooled to 0 °C and quenched by the slow addition of saturated NH₄Cl (5 mL) followed by dilution with water (5 mL) and extraction two times with EtOAc (10 mL each). The combined organic phases were dried over anhydrous Na₂SO₄, filtered and concentrated to dryness. The crude product was purified over silica gel (25 g, eluting with 70 -100% EtOAc in heptane, 20 column volumes) to provide **ER-899336** (5.2 mg, 0.013 mmol, 13.6 % yield) after collection of the desired material, concentration and high vacuo..

[0607] **Scheme 25**



[0608]

[0609] **ER-899481**: To a stirred solution of **ER-898946** (60 mg, .158 mmol) in acetonitrile (10 mL) was added K_2CO_3 (87 mg, .632 mmol) and 2-bromoacetamide (43.6 mg, .316 mmol). The reaction mixture was warmed to 60 °C and stirred for 16 h, after which time the completed reaction was filtered. The resultant solution was concentrated and the crude product was purified over a C-18 HPLC column (eluting with 10% to 50% acetonitrile in water with 0.1% formic acid) to provide **ER-899481** (43 mg, 0.099 mmol, 62.3 % yield) after collection of the desired material, concentration and high vacuo.

[0610] **ER-885612 as an example of Compound 42, Scheme 12**: To a cooled, stirred solution of **13** (25 mg, 0.088 mmol) in DMF (0.5 mL) at 0 °C was added NaH (3.5 mg, 0.088 mmol, 60% oil dispersion) followed by methyl iodide (16.5 uL, 0.265 mmol). The reaction was stirred an additional 20 min after which time water (1 mL) was slowly added. The quenched reaction was extracted two times with DCM (2 mL each), dried over $MgSO_4$, filtered and concentrated to dry. Purification over a reverse-phase preparative HPLC column (X-Bridge C18 19 x 100 mm column; eluting with 0-50% acetonitrile in water containing 0.05 % TFA) provided **ER-885612** (16.9 mg, 0.057 mmol, 64.6% yield) after combining the desired collected fractions, concentration and drying in vacuo.

[0611] **ER-885807** (15.2 mg, 0.049 mmol, 55.7 % yield) was prepared in a similar manner to **ER-885612** starting with **13** (25 mg, 0.088 mmol) and iodoethane (20.6 mg, .132 mmol).

[0612] **ER-885808** (8.2 mg, 0.025 mmol, 28.6 % yield) was prepared in a similar manner to **ER-885612** starting with **13** (25 mg, 0.088 mmol) and isopropyl iodide (22.5 mg, .132 mmol).

[0613] **ER-885892** (3.1 mg, 0.009 mmol, 10.4 % yield) was prepared in a similar manner to **ER-885612** starting with **13** (25 mg, 0.088 mmol) and 1-iodo-2-methylpropane (15.2 uL, .132 mmol).

[0614] **ER-885929** (17.5 mg, 0.048 mmol, 54.6 % yield) was prepared in a similar manner to **ER-885612** starting with **13** (25 mg, 0.088 mmol) and 1-iodohexane (37.4 mg, .176 mmol).

[0615] **ER-885930** (7.9 mg, 0.021 mmol, 23.7 % yield) was prepared in a similar manner to **ER-885612** starting with **13** (25 mg, 0.088 mmol) and cyclohexylmethyl bromide (31.3 mg, .177 mmol).

[0616] **ER-895324** (35.2 mg, 0.098 mmol, 54.7 % yield) was prepared in a similar manner to **ER-885612** starting with **13** (50.6 mg, 0.179 mmol) and 2-bromopyridine (20.4 uL, .214 mmol). THF (1 mL) was used instead of DMF.

[0617] **ER-895325** (54.2 mg, 0.150 mmol, 83.8 % yield) was prepared in a similar manner to **ER-893324** starting with **13** (50.6 mg, 0.179 mmol) and 2-bromopyrimidine (57 mg, .359 mmol).

[0618] **ER-894552** (5 mg, 0.014 mmol, 19.2 % yield) was prepared in a similar manner to **ER-893324** starting with **13** (20.4 mg, 0.072 mmol) and 2-chloropyrazine (8.3 mg, .0.072 mmol).

[0619] **ER-886137**: In a dry microwave reaction vessel was added cesium carbonate (172.5 mg, 0.529 mmol), copper (I) iodide (33.6 mg, 0.176 mmol), 1,1'-binaphthyl-2,2'-diamine (50.2 mg, 0.177 mmol, 2-iodo-1,3-dimethylbenzene (123 mg, 0.53 mmol) in DMSO (0.3 mL) followed by **13** (50 mg, 0.177 mmol). The reaction mixture was microwaved at 110 °C for 12 h after which time the mixture was directly injected on a reverse-phase preparative HPLC column (Water's X-Bridge C18 19 x 100 mm column; gradient using 0-50% acetonitrile in water containing 0.05 % TFA) for purification eluting with, providing a crude product. The crude product was purified over silica gel (Biotage eluting with a gradient from 25 % EtOAc in heptane to 100 % EtOAc) to provide **ER-886137** (12.1 mg, 0.031 mmol, 17.6% yield) after combining the desired collected fractions, concentration and drying in vacuo.

[0620] **ER-886514**: To a stirred suspension of **14** (10.5 mg, 0.024 mmol) and potassium carbonate (30 mg, 0.217 mmol) in toluene (1 mL) was added phenol (24.4 mg, 0.259 mmol). The reaction mixture was microwaved at 150 °C for 5 h after which time the crude mixture was filtered and directly injected on a reverse-phase preparative HPLC column (Water's X-Bridge C18 19 x 100 mm column; gradient using 0-50% acetonitrile in water containing 0.05 % TFA) to provide **ER-886514** (4.5 mg, 0.013 mmol, 54.1 % yield) after combining the desired collected fractions, concentration and drying in vacuo.

[0621] **ER-886515** (3.2 mg, 0.009 mmol, 37.6 % yield) was prepared in a similar manner to **ER-886514** starting with **14** (10.6 mg, 0.024 mmol) and 3-methylphenol (28.1 mg, 0.260 mmol).

[0622] **ER-886516** (4.7 mg, 0.013 mmol, 52.4 % yield) was prepared in a similar manner to **ER-886514** starting with **14** (10.6 mg, 0.024 mmol) and 4-methylphenol (28.1 mg, 0.260 mmol).

[0623] **ER-886605** (7.9 mg, 0.020 mmol, 85.1 % yield) was prepared in a similar manner to **ER-886514** starting with **14** (10.3 mg, 0.024 mmol) and 3,4-difluorophenol (20 mg, 0.154 mmol). 1-Methylpyrrolidinone (1 mL) was used instead of toluene in this preparation.

[0624] **ER-886606** (7.2 mg, 0.019 mmol, 81.2 % yield) was prepared in a similar manner to **ER-886605** starting with **14** (10.3 mg, 0.024 mmol) and 3-fluorophenol (13.2 mg, 0.118 mmol).

[0625] **ER-886624** (5.1 mg, 0.014 mmol, 59 % yield) was prepared in a similar manner to **ER-886605** starting with **14** (10 mg, 0.023 mmol) and 2-fluorophenol (10 mg, 0.089 mmol).

[0626] **ER-886786** (8.2 mg, 0.022 mmol, 76.9 % yield) was prepared in a similar manner to **ER-886605** starting with **14** (12.5 mg, 0.029 mmol) and 2-methylphenol (28.1 mg, 0.260 mmol).

[0627] **Other Examples using Compound 13 or ER-885493 as a starting material:**

[0628] **ER-885621:** To a stirred solution of bis(2-methoxyethyl)aminosulfur trifluoride (24.4 μ L, 0.132 mmol) in DCM (0.1 mL) cooled to -78°C under a N_2 atmosphere was added **13** (25 mg, 0.088 mmol) in DCM (0.1 mL). The reaction mixture was allowed to warm to -50°C and stirred for 0.5 h, warmed to 0°C , and stirred for 1.5 h. The reaction mixture was warmed to 5°C and stirred for 2 h after which time saturated NaHCO_3 in water was added dropwise until reach pH 10. The layers were separated and the organic layer was washed two times with water (1 mL), dried over MgSO_4 , filtered and concentrated to dry. Purification over a reverse-phase preparative HPLC column eluting with 0-50% acetonitrile in water, provided **ER-885621** (12.5 mg, 0.044 mmol, 49.8 % yield) after combining the desired collected fractions, concentration and drying in vacuo.

[0629] **ER-885906:** A stirred solution of **13** (85.5 mg, 0.302 mmol) in thionyl chloride (2 mL) was warmed to 85°C for 24 h, after which time the excess thionyl chloride was removed and the crude product was purified over a reverse-phase preparative HPLC column eluting with 0-50 % acetonitrile in water, provided **ER-885906** (4.3 mg, 0.014 mmol, 4.7 % yield) after combining the desired collected fractions, concentration and drying in vacuo.

[0630] **Preparation of ER-886431 & ER-886480 as examples of Compound 44, Scheme 13**

[0631] **Compound 43 or ER-886250:** To a stirred solution of **13** (200 mg, 0.706 mmol) in DCM (5 mL) and pyridine (0.114 mL, 1.4 mmol) at 0°C under a nitrogen atmosphere was added Dess-Martin periodinane (359 mg, 0.846 mmol) after which time the reaction was warmed to rt and stirred for 1 h. The reaction was found to be incomplete thus additional Dess-Martin periodinane (359 mg, 0.846 mmol) and pyridine (0.114 mL, 1.4 mmol) were added followed by stirring for an additional 30 min. The completed reaction was

poured over saturated aqueous NaHCO_3 (4 mL) with 10 % aqueous sodium thiosulfate (2 mL). The mixture was stirred for 30 min after which time the mixture was extracted three times with DCM (4 mL each). The combined organic layers were washed with brine (4 mL), dried over Na_2SO_4 , filtered and concentrated. The crude product was purified over silica gel (Biotage SP4, 25 g, eluting with 10 – 100% EtOAc in heptane) to provide 5-((2*R*,6*R*)-2-formyl-6-methylmorpholino)quinoline-8-carbonitrile, **43** or **ER-886250** (110 mg, 0.391 mmol, 55.4 % yield) as a yellow syrup after combining the desired fractions, concentration and drying in vacuo.

[0632] To stirred solution of **43** (25 mg, 0.089 mmol) in THF (0.5 mL) at 0 °C under a nitrogen atmosphere was added 1 M vinyl magnesium bromide (0.098 mL, 0.098 mmol) in THF dropwise over a 2- min period. The reaction was stirred at 0 °C for 2 h after which time saturated ammonium chloride (0.5 mL) was added slowly followed by water (0.25 mL). The quenched reaction was warmed to rt, stirred for an additional 10 min, and extracted two times with EtOAc (2 mL each). The combined organic layers were washed with brine (1 mL), dried over Na_2SO_4 , filtered and concentrated. The crude product was purified on preparative TLC plates (Merck Silica Gel 60 F254, 2 20 x 20 cm plates, eluting with EtOAc) to provide **ER-886431** (3 mg, 0.010 mmol, 11.2 % yield, R_f = 0.75, EtOAc) and **ER-886480** (3 mg, 0.010 mmol, 11.2 % yield, R_f = 0.80, EtOAc) as a yellow syrup after the desired fractions were eluted separately from the silica gel, concentration and drying in vacuo. The stereochemistry for the free alcohol functionality for both examples was arbitrarily assigned.

[0633] **ER-886530** (11 mg, 0.032 mmol, 36.4 % yield, R_f = 0.80, EtOAc) and **ER-886531** (3 mg, 0.010 mmol, 11.2 % yield, R_f = 0.75, EtOAc) were prepared in a similar manner to **ER-886431** and **ER-886480** starting with **43** (25 mg, 0.089 mmol) and 2 M butylmagnesium chloride in THF (0.131 mL, 0.262 mmol). The crude product was purified over silica gel (Biotage SP4, 25 g, eluting with 20 – 100% EtOAc in heptane). The stereochemistry for the free alcohol functionality for both examples was arbitrarily assigned.

[0634] **ER-886532** (4 mg, 0.011 mmol, 6.3 % yield, R_f = 0.80, EtOAc) and **ER-886533** (4 mg, 0.011 mmol, 6.3 % yield, R_f = 0.75, EtOAc) were prepared in a similar manner to **ER-886530** and **ER-886531** starting with **43** (49 mg, 0.174 mmol) and 1.3 M cyclohexylmagnesium chloride in THF (0.20 mL, 0.260 mmol). The stereochemistry for the free alcohol functionality for both examples was arbitrarily assigned.

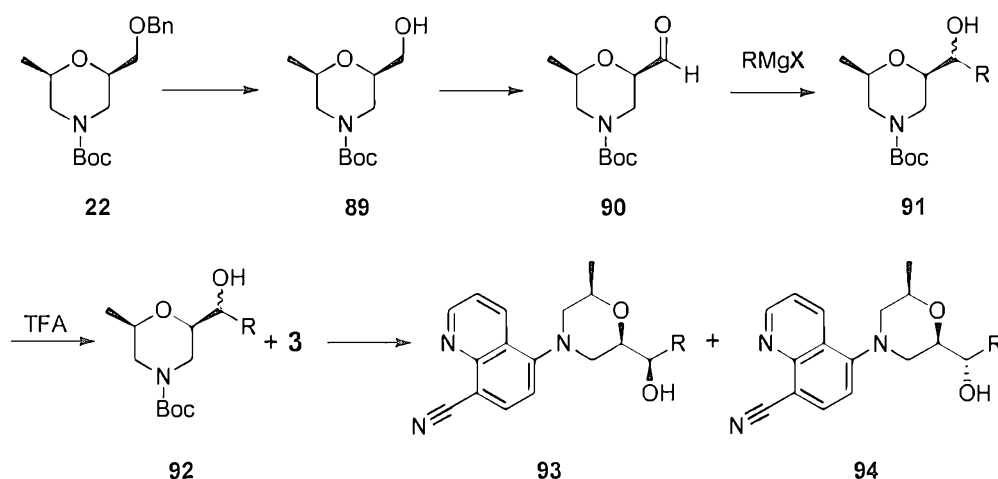
[0635] **ER-886567** (3.6 mg, 0.009 mmol, 5.3 % yield, R_f = 0.80, EtOAc) and **ER-886568** (8.6 mg, 0.022 mmol, 12.8 % yield, R_f = 0.75, EtOAc) were prepared in a similar manner to **ER-886530** and **ER-886531** starting with **43** (49 mg, 0.174 mmol) and 1 M

phenethylmagnesium chloride in THF (0.26 mL, 0.260 mmol). The stereochemistry for the free alcohol functionality for both examples was arbitrarily assigned.

[0636] **ER-886520** (26 mg, 0.084 mmol, 49.1 % yield, $R_f = 0.80$, EtOAc) was prepared in a similar manner to **ER-886530** and **ER-886531** starting with **43** (48 mg, 0.171 mmol) and 2 M ethylmagnesium chloride in THF (0.128 mL, 0.256 mmol). The diastereomeric mixture was used for additional studies.

[0637] **ER-886564 and ER-886565 via Scheme 26**

[0638] **Scheme 26**



[0639]

[0640] To a stirred solution of **22** (2.51 g, 7.8 mmol) in EtOH (40 mL) was added 10 % palladium on activated carbon in 50 % water (1.66 g) followed by charging the flask several times with hydrogen gas. The reaction was maintaining under a hydrogen atmosphere (balloon pressure) at 40 °C and stirred for 16 h, after which time the reaction was purged with nitrogen gas several times while evacuating the system with house vacuum between purges. The completed reaction was filtered over Celite 545, the filter pad washed two times with EtOH (85 mL each), followed by concentration of the combined filtrates were concentrated and dried in vacuo. The crude product, (2*R*,6*R*)-*tert*-butyl 2-(hydroxymethyl)-6-methylmorpholine-4-carboxylate, **89** (1.56 g, 6.7 mmol, 86.5% yield) was used in the next step without further purification.

[0641] To a stirred solution of **89** (1.501 g, 6.5 mmol) in DCM (30 mL) and pyridine (1.05 mL, 13.0 mmol) at 0 °C under a nitrogen atmosphere was added Dess-Martin periodinane (3.3 g, 7.8 mmol) after which time the reaction was warmed to rt and stirred for 1 h. The reaction was found to be incomplete thus additional Dess-Martin periodinane (1.4 g, 3.3 mmol) and pyridine (0.52 mL, 6.4 mmol) were added followed by stirring for an additional 2 h. The completed reaction was poured over saturated aqueous NaHCO₃ (37 mL) with 10 % aqueous sodium thiosulfate (18 mL). The mixture was stirred for 30 min after

which time the mixture was extracted three times with DCM (40 mL each). The combined organic layers were washed with brine (37 mL), dried over Na₂SO₄, filtered and concentrated. The crude product was purified over silica gel (Biotage 40+S, 40 g, eluting with 10–100% EtOAc in heptane) to provide (2*R*,6*R*)-*tert*-butyl 2-formyl-6-methylmorpholine-4-carboxylate, **90** (1.285 g, 5.6 mmol, 86.2 % yield) as a colorless syrup after combining the desired fractions, concentration and drying in vacuo.

[0642] To stirred solution of **90** (208 mg, 0.907 mmol) in THF (5 mL) at 0 °C under a nitrogen atmosphere was added 1 M benzylmagnesium bromide (2.3 mL, 2.3 mmol) in THF dropwise over a 2- min period. The reaction was stirred at 0 °C for 2.5 h after which time saturated ammonium chloride (4.8 mL) was added slowly followed by water (2.5 mL). The quenched reaction was warmed to rt, stirred for an additional 10 min, and extracted two times with EtOAc (20 mL each). The combined organic layers were washed with brine (9.5 mL), dried over Na₂SO₄, filtered and concentrated. The crude product over silica gel (Biotage SP4, 25 g, eluting with 25–100% EtOAc in heptane) to provide (2*R*,6*R*)-*tert*-butyl 2-((*R,S*)-1-hydroxy-2-phenylethyl)-6-methylmorpholine-4-carboxylate, **91** (172 mg, 0.539 mmol, 59.4 % yield, R = -CH₂C₆H₅) as a colorless oil after the desired fractions were combined, concentration and drying in vacuo.

[0643] To a stirred solution of **91** (172 mg, 0.539 mmol) in DCM (1.2 mL) was added TFA (1.2 mL). The reaction was stirred for 30 min at rt after which time the completed reaction was diluted with toluene (4.6 mL), concentrated and azeotroped to dry two times with toluene (4.6 mL each) to dryness to provide 1-((2*R*,6*R*)-6-methylmorpholin-2-yl)-2-phenylethanol, **92** (179 mg, 0.534 mmol, 99.0 % yield, R = -CH₂C₆H₅) as the TFA salt without further purification.

[0644] Crude **92** (179 mg, 0.534 mmol), was dissolved in *N*-methylpyrrolidone (3 mL) followed by **3** (187 mg, 0.802 mmol) and DIPEA (0.2 mL, 1.1 mmol). The mixture was microwaved at 170 °C for 5 h after which time the cooled mixture was directly injected onto a C-18 reverse-phase preparative HPLC column eluting with 10-60% acetonitrile in water with 0.1 % TFA. The two eluted fractions were separately concentrated to dry, azeotroped two times with MeOH (5 mL each). Each isomer was dissolved in MeOH (2 mL) and passed over a basic plug of silica gel (silica gel-CO₂) eluting two times with MeOH (2 mL each) followed by concentration and drying in vacuo to provide separately **93** or **ER-886564** (19 mg, 0.051mmol, 9.5 % yield, first fraction, R = -CH₂C₆H₅) and **94** or **ER-886565** (23 mg, 0.062 mmol, 11.5 % yield, second fraction, R = -CH₂C₆H₅). The stereochemistry of the alcohol position was arbitrarily assigned.

[0645] **ER-895200** (22.2 mg, 0.075 mmol, 32.1 % yield, first fraction) and **ER-895310** (15.2 mg, 0.051 mmol, 21.8 % yield, second fraction) were prepared in a similar fashion to **ER-886564** and **ER-886564** starting with **3** (54.6 mg, 0.234 mmol) and 1-((2*R*,6*R*)-6-methylmorpholin-2-yl)ethanol (68.2 mg, 0.470 mmol). The stereochemistry of the alcohol position was arbitrarily assigned.

[0646] **ER-895326**: To a stirred solution **ER-895200** (17.9 mg, 0.060 mmol) in THF (0.3 mL) was added sodium hydride (4.8 mg, 0.120 mmol, 60% oil dispersion) followed by 2-bromopyrimidine (19 mg, 0.120 mmol). The reaction was warmed to 60 °C and stirred for 30 min after which time it was cooled to rt and slowly quenched with a dropwise addition of water (0.5 mL). The mixture was extracted three times with DCM (3 mL each) and the combined organic layers were washed with brine (3 mL), dried over Na₂SO₄, filtered and concentrated to dry. The crude product was purified over silica gel (Biotage, eluting with a gradient of 0 – 10 % EtOAc in heptane) to provide **ER-895326** (20.3 mg, 0.054 mmol, 90.1 % yield) after collection of the desired fractions, concentration and drying in vacuo.

[0647] **ER-895327** (6.4 mg, 0.017 mmol, 63 % yield) was prepared in a similar manner to **ER-895326** starting with **ER-895310** (7.9 mg, 0.027 mmol) and 2-bromopyrimidine (8 mg, 0.050 mmol).

[0648] **ER-895412**: To a stirred solution of 1.6 M *n*-butyl lithium in THF (1.36 mL, 2.18 mmol) at –40 °C was added dropwise 2-bromopyridine (0.21 mL, 2.20 mmol) in diethylether (2 mL) followed by stirring for 30 min at –40 °C. **90** (500 mg, 2.18 mmol) in THF (2 mL) was added dropwise over a 3-min period after which time the reaction mixture was stirred at –40 °C for 2 h and then at 0 °C for 1 h. The completed reaction was slowly quenched with saturated ammonium chloride in water (2 mL) followed warming to rt, separation of the layers and extracting the aqueous layer two times with EtOAc (2 mL each). The combined organic layers were washed with brine (2 mL), dried over Na₂SO₄, filtered and concentrated to dry. The crude product was purified first by passing over a silica gel (Biotage, eluting with 30 % EtOAc in heptane followed by crystallization from 3:1 DCM:MeOH to provide after filtering and drying in vacuo (2*R*,6*R*)-*tert*-butyl 2-((*S*)-hydroxy(pyridin-2-yl)methyl)-6-methylmorpholine-4-carboxylate (150 mg, 0.486 mmol, 22.3 % yield)

[0649] To a stirred solution of (2*R*,6*R*)-*tert*-butyl 2-((*S*)-hydroxy(pyridin-2-yl)methyl)-6-methylmorpholine-4-carboxylate (150 mg, 0.486 mmol) in DCM (5 mL) was added TFA (1 mL) followed by stirring at rt for 1 h. The completed reaction was concentrated and azeotroped to dry three times with toluene (5 mL each) followed by diluting

with DCM (10 ml) washing two times with saturated NaHCO₃ in water (2 mL), brine (2 mL), drying over MgSO₄, filtering and concentration and drying in vacuo to provide crude (*S*)-((2*R*,6*R*)-6-methylmorpholin-2-yl)(pyridin-2-yl)methanol (97.8 mg, 0.469, 96.4 % yield).

[0650] To a stirred solution of (*S*)-((2*R*,6*R*)-6-methylmorpholin-2-yl)(pyridin-2-yl)methanol (97.8 mg, 0.469 mmol) and **Compound 3** (54.6 mg, 0.234 mmol) in DMAC (1 mL) was added TEA (0.132 mL, 0.947 mmol). The reaction was microwaved at 105 °C for 3 h after which time the cooled reaction was directly purified over a reverse-phase preparative HPLC column (Water's X-Bridge C18 19 x 100 mm column; gradient using 0-50% acetonitrile in water containing 0.1 % formic acid) to provided **ER-895296** (15.2 mg, 0.042 mmol, 18.0 % yield, R = 2-pyridyl) after combining the desired collected fractions, concentration and drying in vacuo.

[0651] **Preparation of ER-886625** as an example of Compound **45**, Scheme 13

[0652] To a stirred solution of **ER-886520** (19 mg, 0.061 mmol) in DCM (0.5 mL) and pyridine (0.010 mL, 0.124 mmol) at 0 °C under a nitrogen atmosphere was added Dess-Martin periodinane (31.1 mg, 0.073 mmol) after which time the reaction was warmed to rt and stirred for 1 h. The reaction was found to be incomplete thus additional Dess-Martin periodinane (31.1 mg, 0.073 mmol) and pyridine (0.010 mL, 0.124 mmol) were added followed by stirring for an additional 30 min. The completed reaction was poured over saturated aqueous NaHCO₃ (0.4 mL) with 10 % aqueous sodium thiosulfate (0.2 mL). The mixture was stirred for 30 min after which time the mixture was extracted three times with DCM (0.3 mL each). The combined organic layers were washed with brine (0.35 mL), dried over Na₂SO₄, filtered and concentrated. The crude product was purified over silica gel (Biotage SP4, 25 g, eluting with 10 – 80% EtOAc in heptane) to provide **45** or **ER-886625** (7 mg, 0.023 mmol, 37.1 % yield) as a yellow solid after combining the desired fractions, concentration and drying in vacuo.

[0653] **ER-886626** (10.8 mg, 0.030 mmol, 90.9 % yield) was prepared in a similar manner to **ER-886625** starting with the mixture of **ER-886532** and **ER-886533** (12 mg, 0.033 mmol).

[0654] **ER-886629** (6.6 mg, 0.017 mmol, 81 % yield) was prepared in a similar manner to **ER-886625** starting with the mixture of **ER-886567** and **ER-886568** (8 mg, 0.021 mmol).

[0655] **Preparation of ER-886912 and ER-886913:**

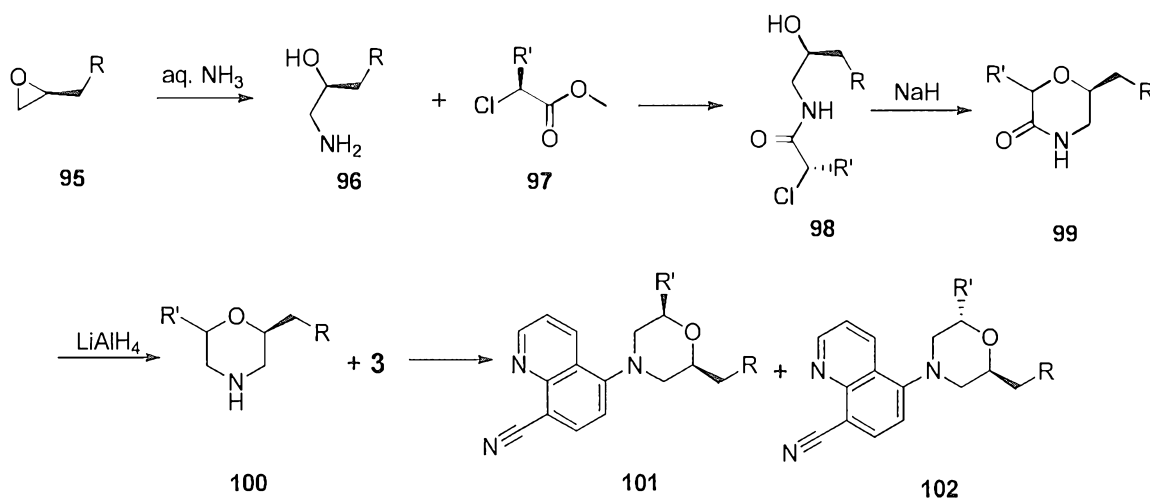
[0656] To a stirred solution of **ER-886568** (124 mg, 0.32 mmol) in DCM (1.3 mL) at rt was added methanesulfonyl chloride (37 uL, 0.478 mmol) followed by DMAP (7.8 mg, 0.064 mmol) and DIPEA (0.17 mL, 0.959 mmol). The reaction was stirred at rt for 2 h after

which time water (1 mL) and DCM (5 mL) were added followed by stirring an additional 5 min and separation of the layers. The organic layer was washed with brine (1 mL), dried over Na₂SO₄, filtered and concentrated. The crude product was purified over silica gel (Biotage SP4, 25 g, eluting with 20–100% EtOAc in heptane) to provide (*R*)-1-((2*R*,6*R*)-4-(8-cyanoquinolin-5-yl)-6-methylmorpholin-2-yl)-3-phenylpropylmethane-sulfonate (136 mg, 0.292 mmol, 93.5 % yield) as a yellow solid after combining the desired fractions, concentration and drying in vacuo.

[0657] A solution of (*R*)-1-((2*R*,6*R*)-4-(8-cyanoquinolin-5-yl)-6-methylmorpholin-2-yl)-3-phenylpropyl methanesulfonate (38 mg, 0.082 mmol) in NMP (2 mL) and pyrrolidine (0.10 mL, 1.21 mmol) was microwaved at 150 °C for 15 min followed by cooling, filtering and direct injection onto a C-18 HPLC (Water's X-Bridge C18 19 x 100 mm column; gradient using 0-50 % acetonitrile in water containing 0.05 % TFA). **ER-886912** and **ER-886913** fractions were separately concentrated to dry, dissolved in MeOH (3 mL) and eluted over a carbonate impregnated silica gel column (Biotage Isolute SPE, Si-CO₃, 1g), washed with MeOH (3 mL), concentrated and dried in vacuo to provide **ER-886912** (1.4 mg, 0.003 mmol, 3.9 % yield) as the first eluted peak and **ER-886913** (0.6 mg, 0.001 mmol, 1.5 % yield) as the second eluted. The stereochemistry for the amine functionality for both examples was arbitrarily assigned.

[0658] **Preparation of ER-886131: A modification of Scheme 7 via Scheme 27:**

[0659] **Scheme 27**



[0661] A stirred solution of commercially available (*S*)-2-propyloxirane, **95** (3.0 g, 34.8 mmol, R = ethyl) in ammonium hydroxide (100 mL) was sealed and stirred for 24 h followed azeotroping to dryness three times with toluene (100 mL each). The crude,

colorless product (*S*)-1-aminopentan-2-ol, **96** (R = ethyl), was used in the next reaction without purification.

[0662] To a stirred solution of crude **96** (0.987 mg, 9.57 mmol) in EtOH (20 mL) was added (*S*)-methyl 2-chloropropanoate, **97** (1.568 g, 11.5 mmol, R' = methyl) followed by warming to 70 °C and stirring for 24 h. The complete reaction was cooled to rt, concentrated to dry and the residue dissolved in EtOAc (20 mL). The organic solution was washed three times with 1 N aqueous HCL (5 mL each), brine (5 mL), dried over MgSO₄, filtered and concentrated to dry. The crude product was purified over silica gel (Biotage, eluted with a gradient of 20 – 100 % EtOAc in heptanes) to provide (*S*)-2-chloro-*N*-((*S*)-2-hydroxypentyl)propanamide, **98** (0.356 g, 1.839 mmol, 19.2 % yield, R = ethyl; R' = methyl).

[0663] To a stirred solution of **98** (0.356 g, 1.839 mmol) in THF (22 mL) at 0 °C was added sodium hydride (294.2 mg, 7.277 mmol, 60 % oil dispersion). The reaction was stirred at 0 °C for 30 min then warmed to rt and stirred for an additional 5 h. The completed reaction was slowly quenched with IPA (1 mL) followed by adding Dowex 50, H⁺ form until a neutral pH is demonstrated. The suspension was filtered and washed two times with IPA (5 mL each). The filtrate was concentrated followed by purification over silica gel (Biotage 25 g, eluting with EtOAc). Obtained a mixture of (2*S*,6*S*)-2-methyl-6-propylmorpholin-3-one and (2*R*,6*S*)-2-methyl-6-propylmorpholin-3-one, **99** (168.2 mg, 1.07 mmol, 58.2 % yield, R = ethyl; R' = methyl) in a 2:1, *cis* to *trans*, ratio after collection of the desired fractions, concentration and drying in vacuo.

[0664] To a stirred solution of **99** (168.2 mg, 1.07 mmol) in THF (0.8 mL) at rt was added 1 M lithium tetrahydroaluminate (1 mL, 1 mmol) dropwise over a 2-minute period. The reaction was stirred for an additional 2.5 h after which time the completed reaction was cooled to 0 °C followed by the addition of water (0.43 mL) and 1 M sodium hydroxide in water (0.03 mL) and then stirring for 30 min. The resultant precipitate was filtered over Celite 454 and eluted with EtOAc (2 mL), DCM (2 mL), and diethyl ether (2 mL). The combined filtrates were concentrated and dried in vacuo to provide crude (2*R*,*S*;6*S*)-2-methyl-6-propylmorpholine, **100** (R = ethyl; R' = methyl) that will be used directly in the next reaction.

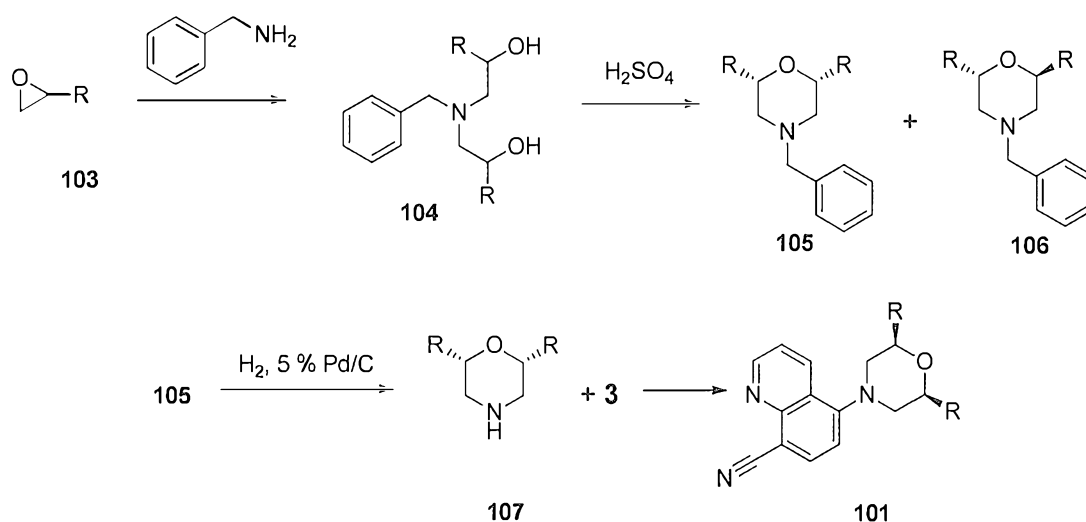
[0665] Crude **100** was dissolved in NMP (5 mL) followed by **3** (150 mg, 0.636 mmol) and DIPEA (0.2 mL, 1.1 mmol). The mixture was microwaved at 145 °C for 7 h after which time the cooled mixture was directly injected onto a C-18 reverse-phase preparative HPLC column eluting with 10-60% acetonitrile in water with 0.1 % TFA. The two eluted fractions were separately concentrated to dry, azeotroped two times with MeOH (5 mL each). Each isomer

was dissolved in MeOH (2 mL) and passed over a basic plug of silica gel (silica gel-CO₂) eluting two times with MeOH (2 mL each) followed by concentration and drying in vacuo to provide separately **ER-886131**, **101** (64.2 mg, 0.217 mmol, 34.2 % yield, cis-isomer, R = ethyl; R' = methyl), and **ER-886132**, **102** (25.2 mg, 0.85 mmol, 13.4 % yield, trans-isomer, R = ethyl; R' = methyl).

[0666] **ER-886212** (315.2 mg, 0.975 mmol, 8.5 % overall yield) was prepared in a similar manner to **ER-886131** starting with commercially available (*S*)-1-aminoheptan-2-ol, **90** (3.08 g, 23.5 mmol, R = n-butyl) and (*S*)-methyl 2-chloropropanoate, **97** (1.568 g, 11.5 mmol, R' = methyl).

[0667] **Alternative examples of 101 using Scheme 28:**

[0668] **Scheme 28**



[0669]

[0670] **Preparation of ER-886211:**

[0671] To a stirred solution of 2-ethyloxirane, **103** (621 mg, 8.61 mmol, R = ethyl) in DCM (60 mL) was added benzylamine (996 mg, 9.30 mmol) followed by scandium triflate (341 mg, 0.693 mmol) under a nitrogen atmosphere. The reaction mixture was stirred at rt for 20 h after which time the completed reaction was quenched with saturated NaHCO₃ (20 mL), extracted three times with DCM (10 mL each), and the combined organic layers was dried over MgSO₄, filtered and concentrated to dry. The crude product was purified over silica gel (Biotage 25g, eluting with a 10:10:0.1 ratio of heptanes:EtOAc:TEA) to provide 1,1'-(benzylazanediyl)bis(butan-2-ol), **104** (658 mg, 2.628 mmol, 30.4 % yield, R = ethyl) after concentration of the combined desired fractions and drying in vacuo.

[0672] To a stirred solution of **104** (584 mg, 2.323 mmol) in water (0.3 mL) was slowly added concentrated sulfuric acid (2 mL) over a 5-minute period after which time the reaction was heated at 150 °C for 2 h. The completed reaction was cooled to rt and slowly

poured over saturated NaHCO_3 (20 mL) with stirring. The mixture was extracted two times with DCM (10 mL each) and the combined organic layers was washed with water (5 mL), brine (5 mL), dried over MgSO_4 , filtered and concentrated to dry. The crude product was purified over silica gel (Biotage 25g, eluting with a 2:1 ratio of heptanes:EtOAc) to provide (3*S*,5*R*)-1-benzyl-3,5-diethylpiperidine, **105** (234.2 mg, 1.003 mmol, 43.2 % yield, R = ethyl) and (3*R*,5*R*)-1-benzyl-3,5-diethylpiperidine, **106** (190.2 mg, 0.815 mmol, 35.1 % yield, R = ethyl) after separately concentration of the combined desired fractions and drying in vacuo.

[0673] To a stirred solution **105** (107.1 mg, 0.462 mmol) in MeOH (5 mL) was added 5 % palladium on activated carbon (250 mg) followed by charging the flask several times with hydrogen gas. The reaction was maintaining under a hydrogen atmosphere (balloon pressure) at rt and stirred for 12 h, after which time the reaction was purged with nitrogen gas several times while evacuating the system with house vacuum between purges. The completed reaction was filtered over Celite 545, the filter pad washed two times with MeOH (2 mL each), followed by concentration of the combined filtrates were concentrated and dried in vacuo. The crude product, (3*S*,5*R*)-3,5-diethylpiperidine, **107** (0.066 g, 0.462 mmol, 99.9% yield, R = ethyl) was used in the next step without further purification.

[0674] To a stirred solution **107** (0.066 g, 0.462 mmol, R = ethyl) in NMP (2 mL) was added DIPEA (0.13 mL, 0.728 mmol) and **3** (86.3 mg, 0.370 mmol). The reaction mixture was microwaved at 150 °C for 1 h after which time it was directly purified over a reverse-phase preparative HPLC column (Water's X-Bridge C18 19 x 100 mm column; gradient using 0-50% acetonitrile in water containing 0.05 % TFA) to provide an analog of **101** or **ER-886211** (45.2 mg, 0.153 mmol, 41.4 % yield, R = ethyl) after combining the desired collected fractions, concentration and drying in vacuo.

[0675] Other Examples:

[0676] **ER-885113:** To a stirred solution of 2-(di-*tert*-butylphosphino)biphenyl (20 mg, 0.067 mmol) and tris(dibenzylideneacetone)dipalladium(0) (20 mg, 0.022 mmol) in toluene (0.8 mL) under an nitrogen atmosphere was added commercially available 5-bromo-8-methoxyquinoline (201 mg, 0.844 mmol), sodium t-butoxide (122 mg, 1.27 mmol) and *cis*-2,6-dimethylmorpholine (125 mg, 1.085 mmol) at rt followed by toluene (0.8 mL). The reaction mixture was warmed to reflux and stirred for 3 h, after which time the completed reaction was cooled to rt followed by addition of water (5 mL). The resultant mixture was extracted two times with EtOAc(5 mL each) and the combined organic layers were washed with brine (2 mL), dried over Na_2SO_4 , filtered and concentrated to dryness. The crude product was purified over silica gel twice (Biotage SP4, 25+S eluting with 12-100% EtOAc

in heptane) to provide **ER-885113** (49 mg, 0.180 mmol, 21.3 % yield) after collection of the desired fractions, concentration and drying in vacuo.

[0677] **ER-887960** (13.7 mg, 0.049 mmol, 23.5 % yield) was prepared in a similar manner to **ER-885113** starting with 5-bromo-8-chloro-1,7-naphthyridine (51 mg, 0.210 mmol) and *cis*-2,6-dimethylmorpholine (31.4 mg, 0.273 mmol)

[0678] **ER-886133 and ER-886134**: A solution of (S)-2-((benzyloxy)methyl)oxirane (65 g, 0.396 mol) and 28% NH₄OH in water was stirred at rt for 14 h after which time the completed reaction was concentrated and azeotroped two times with toluene (150 mL each) to obtained (S)-1-amino-3-(benzyloxy)propan-2-ol (70.6 g, 0.390 mol, 98 % yield) as a crude white solid.

[0679] To a stirred solution of crude (S)-1-amino-3-(benzyloxy)propan-2-ol (54.4 g, 0.300 mol) in ethanol (400 mL) was added methyl (R)-(+)-2-chloropropionate (40.44 g, 0.330 mol) dropwise over a 30-min period. The reaction was heated to 75 °C and stirred for 16 h after which time the completed reaction was concentrated to dryness. The crude mixture was diluted with EtOAc (200 mL), washed with aq. 1 N HCl (100 mL), brine (100 mL), dried over Na₂SO₄, filtered and concentrated to dry. The crude product was purified over silica gel (Biotage, eluting with a linear gradient of 30 – 80 % EtOAc in heptane) to provide (R)-N-((R)-1-(benzyloxy)propan-2-yl)-2-chloropropanamide (65.7 g, 0.239 mol, 79.7 % yield) after combining the desired fractions, concentration and drying in vacuo.

[0680] To a cooled stirred solution of (R)-N-((R)-1-(benzyloxy)propan-2-yl)-2-chloropropanamide (8.8 g, 0.032 mol) in THF (440 mL) at 0 °C was added portion wise NaH (5.181 g, 0.130 mol, as a 60% oil dispersion) over a 10-min period. The reaction mixture was stirred at 0 °C then allowed to warm slowly to rt and stirred an additional 6 h. The completed reaction was slowly quenched with IPA (20 mL) followed by Dowex 50, H⁺ resin (30 g) followed by stirring until an acidic pH was registered. The quenched suspension was filtered, washed with EtOAc (50 mL) and concentrated to dryness. The crude product was purified over silica gel (200 g, eluting with a 30 – 50 % gradient of EtOAc in heptane) to provide (2S,6S)-6-((benzyloxy)methyl)-2-methylmorpholin-3-one (6.12 g, 0.026 mol, 81.3 % yield) after combining the desired fractions, concentration and drying in vacuo.

[0681] To a stirred solution of (2S,6S)-6-((benzyloxy)methyl)-2-methylmorpholin-3-one (6.12 g, 0.026 mol) in THF (20 mL) under a nitrogen atmosphere at rt was added 1 M tetrahydroaluminate in THF (30 mL, 0.030 mol) dropwise over a 15-min period. The reaction mixture was stirred for 2.5 h after which time it was cooled to 0 °C followed by the slow addition of water (13 mL) and then 1 N aq. NaOH (0.9 mL). The quenched reaction was

stirred until the precipitate became granular after which time Celite 545 (10 g) was added followed by filtering over a Celite pad and rinsing three times with DCM (30 mL) and ethyl ether (30 mL). The combined filtrates were concentrated and purified over silica gel (Biotage, eluting with a gradient of 0 – 5 % MeOH in DCM) to provide (2*S*,6*S*)-2-((benzyloxy)methyl)-6-methylmorpholine (2.7 g, 0.012 mol, 46.2 % yield) after combining the desired fractions, concentration and drying in vacuo.

[0682] To a stirred solution of (2*S*,6*S*)-2-((benzyloxy)methyl)-6-methylmorpholine (2.7 g, 0.012 mol) in DCM (50 mL) was added di-*tert*-butyldicarbonate (6.807 g, 0.031 mol) followed by TEA (4.35 mL, 0.031 mol) and DMAP (100 mg, 0.82 mmol). The reaction was stirred at rt for 3 h after which time the completed reaction was washed with 0.1 N HCl (50 mL) and brine (50 mL). The organic phase was concentrated followed by purification over silica gel (Biotage, eluting with a 10 – 20 % gradient of EtOAc in heptane) to provide (2*S*,6*S*)-*tert*-butyl 2-((benzyloxy)methyl)-6-methylmorpholine-4-carboxylate (3.68 g, 11.4 mmol, 95.4 % yield) after combining the desired fractions, concentration and drying in vacuo.

[0683] To a stirred solution of (2*S*,6*S*)-*tert*-butyl 2-((benzyloxy)methyl)-6-methylmorpholine-4-carboxylate (3.102 g, 9.7 mmol) in ethanol (15 mL) was added 5 % Pd on carbon (300 mg) followed by evacuation and charging of the reaction vessel three times with hydrogen gas. The reaction was heated to 40 °C maintaining under a hydrogen atmosphere (balloon pressure) and stirred overnight, after which time the reaction was purged with nitrogen gas several times while evacuating the system with house vacuum between purges. The completed reaction was filtered over Celite 545, the filter pad washed two times with ethanol (10 mL each), followed by concentration of the combined filtrates were concentrated and dried in vacuo. The crude product, (2*S*,6*S*)-*tert*-butyl 2-(hydroxymethyl)-6-methylmorpholine-4-carboxylate (2.15 g, 9.3 mmol, 95.8% yield) was used in the next step without further purification.

[0684] To a stirred solution of (2*S*,6*S*)-*tert*-butyl 2-(hydroxymethyl)-6-methylmorpholine-4-carboxylate (200 mg, 0.865 mmol) in DCM (5 mL) was added TFA (0.5 mL, 6.7 mmol) at rt. The reaction mixture was stirred for 1 h after which time it was concentrated and azeotroped to dry two times with toluene (5 mL each) and dried in vacuo. The crude deprotected morpholine was dissolved with stirring in DMAC (1 mL) followed by DIPEA (0.23 mL, 1.3 mmol) and compound **3** (152.4 mg, 0.654 mmol). The reaction mixture was microwaved at 140 °C and stirred for 3 h after which time the completed reaction was cooled to rt, concentrated and purified over silica gel (Biotage, eluting with 30 –

80 % EtOAc in heptane) to provide 5-((2*S*,6*S*)-2-(hydroxymethyl)-6-methylmorpholino)quinoline-8-carbonitrile or **ER-885477** (165.2 mg, 0.583 mmol, 89.2 % yield) after concentration of the desired combined fractions and drying under vacuo.

[0685] To a cooled, stirred solution of bis(2-methoxyethyl)aminosulfur trifluoride (Deoxo-Fluor®) (0.044 mL, 0.239 mmol) in DCM (2 mL) under a nitrogen atmosphere at 78 °C was added dropwise **ER-885477** (50.4 mg, 0.178 mmol) in DCM (2 mL) over a 3-min period. The reaction mixture was warmed to 50 °C and stirred for 30 min after which time it was warmed to 0 °C and stirred for 1.5 h. The completed reaction was slowly quenched with a dropwise addition of saturated NaHCO₃ until a basic pH was observed (~ 5 mL). The mixture was diluted with DCM (10 mL), the layers separated after which time the organic layer was washed two times with water (5 mL each), dried over MgSO₄, filtered and concentrated. The crude product was purified over a reverse phase HPLC column (X-Bridge C18 19 x 100 mm column; eluting with a linear gradient of 10% 90% acetonitrile in water with 0.1% formic acid) and concentrating the desired peak followed by high vacuum to dryness to provide **ER-886133** (35.2 mg 0.123 mmol, 69.3 % yield).

[0686] To **ER-885477** (25.2 mg, 0.089 mmol) was added thionyl chloride (2 mL) followed by warming to 85 °C and stirring for 24 h. The completed reaction was concentrated to dry with azeotroping two times with toluene (5 mL each). The crude product was purified over a reverse phase HPLC column (X-Bridge C18 19 x 100 mm column; eluting with a linear gradient of 10% 90% acetonitrile in water with 0.1% formic acid) and concentrating the desired peak followed by high vacuum to dryness to provide **ER-886134** (2.1 mg 0.007 mmol, 7.8 % yield).

[0687] Preparation of ER-889363 using Scheme 14: To a stirred suspension of 3-butenylamine hydrochloride, **62** (5.45 g, 50.6 mmol) was in DCM (33 mL) was added NaHCO₃ (110 g) followed by *o*-nitrobenzenesulfonyl chloride (13.5 g, 60.8 mmol). Resultant mixture was vigorously stirred at rt for 2 h after which time phenylhydrazine hydrochloride (2.9 g, 20 mmol) was added and stirring was continued for additional 1h. The completed reaction mixture was extracted with MTBE (70 mL) and then sequentially washed with 20 % aq. citric acid (35 mL), water (35 mL) and concentrated. Resultant purple solid (13.32g) was dissolved in NMP (70 mL) and potassium carbonate (21 g, 0.15 mol) was added followed by (*R*)-glycidol-benzyl ether, **6** (9.98 g, 60.8 mmol). The mixture was heated to 50 °C and stirred for 22 h after which time it was diluted with water (300 mL) and extracted two times with MTBE (200 mL each). All organic layers were combined and concentrated to give orange-colored oil, which was subjected to silica gel column chromatography (*n*-

heptane/MTBE 1:1) to give **64**, (7.90g, 18.8 mmol, 37% yield in 2 steps) as orange colored oil.

[0688] To a stirred solution of **64** (7.90 g, 18.8 mmol) in DMAC (94.8 mL) was added copper (II) acetate (0.853 g, 4.70 mmol) followed by PdCl₂ (0.416 g, 2.35 mmol) at rt. Resultant mixture was stirred under O₂ (balloon) at rt for 16 h after which time additional PdCl₂ (0.200 g, 1.13 mmol) was added and the mixture was heated to 40 °C and stirred for 6h. The completed reaction was quenched with pyridine (4.5 mL, 56 mmol), stirred for 5min followed by diluting with MTBE (400 mL). The mixture was washed with water (250 mL) and the organic layer was separated, concentrated. The crude yellow oil was purified by silica gel column chromatography (*n*-heptane/MTBE 1:1) to give **65** (0.740 g, 1.77 mmol, 9.4% yield, 31% yield based on recovered substrate).

[0689] To a cooled, stirred solution of **65** (1.480 g, 3.54 mmol) in DCM (14.8 mL) at 0 °C was added triethylsilane (2.96 mL, 18.6 mmol) followed by TFA (4.44 mL, 57.6 mmol). The reaction mixture was stirred at 0 °C for 1 h after which time the mixture was warmed to rt and stirred for an additional 1 h. The completed reaction mixture was azeotroped two times with toluene (60 mL each) and then purified by silica gel column chromatography (*n*-heptane/MTBE 1:1) to give **66** (1.382 g, 3.29 mmol, 92% yield) as yellow oil.

[0690] To a stirred solution of **66** (1.382 g, 3.29 mmol) in DMF (8.3 mL, 0.11 mol) was added potassium carbonate (1.45 g, 10.5 mmol) followed by benzenethiol (0.360 mL, 3.50 mmol). The resultant mixture was heated at 40 °C for 2 h after which time the completed reaction was diluted with water (12 mL). Di-*tert*-butyl dicarbonate (0.897 g, 4.11 mmol) was added followed by stirring at rt for 1 h. The completed reaction was diluted with water (29 mL) and extracted two times with MTBE (40 mL each) and the combined organic layers were concentrated to give yellow oil. Crude product was purified by silica gel column chromatography (*n*-heptane/MTBE 4:1) to provide **67** (847mg, 2.52 mmol, 77% yield) as a colorless oil and its stereoisomer (8.3 mg, 0.25 mmol, 7.5% yield) as a colorless oil.

[0691] To a stirred solution of **67** (0.847 g, 2.52 mmol) in DCM (4.2 mL) was added TFA (4.2 mL, 0.055 mol) at rt and stirred for 30 min. The completed reaction mixture was concentrated, azeotroped with toluene (20 mL) and partitioned between saturated NaHCO₃ (8.5 mL) and DCM (20 mL). Organic layer was separated, dried over MgSO₄ (2.0 g), filtered, and concentrated to dry. The crude intermediate was dissolved in NMP (2.12 mL) followed by DIPEA (0.66 mL, 3.8 mmol) and then **3** (0.706 g, 3.03 mmol). The resultant mixture was heated to 140 °C and stirred for 2 h after which time the completed reaction was

cooled to rt and partitioned between EtOAc(40 mL) and water (20 mL). Aqueous layer was extracted with EtOAc (20 mL) and the combined organic layers were washed with water (10 mL) and concentrated to give crude product as brownish solid/oil. The crude product was purified over silica gel (eluting with *n*-heptane/EtOAc1:1) to give a 4:1 mixture of the desired intermediate:3 (0.684 mg).

The crude intermediate mixture (0.684 mg) was suspended in acetonitrile (6.0 mL) followed by iodotrimethylsilane (0.377 mL, 2.65 mmol) followed by heating to 60 °C and stirring for 2 h. The completed reaction was cooled to 40 °C followed by the addition of water (3.0 mL) and the reaction was cooled to rt with stirring for an additional 1 h. 28% aq. ammonium hydroxide (1.0 mL) was added and the resultant mixture was extracted two times with EtOAc(20 mL each) after which time the combined organic layers were concentrated followed by purification over silica gel (eluting with EtOAc100%) to give **68** or **ER-889363** (404 mg, 1.36 mmol, 53% yield) as yellow solid.

[0692] To a stirred solution of **ER-889363** (355 mg, 1.194 mmol) in DCM (4 mL) was added p-toluenesulfonyl chloride (350 mg, 1.836 mmol) followed by DIPEA (0.32 mL, 1.837 mmol) and DMAP (10 mg, 0.082 mmol). The reaction mixture was stirred at rt for 16 h after which time the completed reaction was washed with water (2 mL) and brine (2 mL) followed by drying over Na₂SO₄, filtering and concentrating to dryness. The crude product was purified over silica gel (Biotage, SP4, 25+M eluting with 10 – 60 % EtOAc in heptane over 20 column volumes. The desired fractions were combined, concentrated and dried in vacuo to provide ((2*R*, 7*R*)-4-(8-cyanoquinolin-5-yl)-7-methyl-1,4-oxazepan-2-yl)methyl 4-methylbenzenesulfonate (476.6 mg, 1.056 mmol, 88.4 % yield)

[0693] ((2*R*, 7*R*)-4-(8-cyanoquinolin-5-yl)-7-methyl-1,4-oxazepan-2-yl)methyl-4-methyl-benzenesulfonate (19.4 mg, 0.043 mmol) and 1,4'-bipiperidine (30 mg, 0.178 mmol) were dissolved in DMAC (0.5 mL) and then microwaved at 150 °C for 10 min. The cooled reaction was diluted with acetonitrile (0.5 mL), filtered and purified by reverse-phase HPLC (Xbridge C18 column, eluting with a gradient of 10 – 40 % acetonitrile in water containing 0.1 % formic acid). The combined desired fractions were concentrated, diluted with MeOH (1 mL) and passed over a basic SiCO₃ column eluting with MeOH (2 mL) followed by concentrations and drying in vacuo to provide **ER-889822** (11 mg, 0.025 mmol, 57.2 % yield).

[0694] Other Examples:

[0695] **ER-890094**: A solution of (3-(bromomethyl)phenyl)boronic acid (129.5 mg, 0.603 mmol) and 1,4'-bipiperidine (190 mg, 1.129 mmol) in DMAC (1 mL) was microwaved

at 150 °C for 10 min after which time the reaction was cooled and concentrated to dryness to be used in the next step as crude (3-([1,4'-bipiperidin]-1'-ylmethyl)phenyl)boronic acid.

[0696] A stirred solution containing **3** (44.5 mg, 0.191 mmol), crude (3-([1,4'-bipiperidin]-1'-ylmethyl)phenyl)boronic acid (86.5 mg, 0.286 mmol), palladium(II) acetate (6 mg, 0.027 mmol), 2-dicyclohexylphosphino-2',6'-dimethoxybiphenyl (12 mg, 0.029 mmol) and 1 M sodium carbonate in water (0.029 ml, 0.029 mmol) in EtOH (0.6 mL) and toluene (0.6 mL) was heated to 70 °C for 16 h. The completed reaction was cooled, diluted with DCM (10 mL), washed with water (3 mL), dried over Na₂SO₄, filtered and concentrated to dryness. The crude product was diluted with 1:1 DMSO:acetonitrile (2 mL) and directly purified by HPLC (Xbridge C18, eluting with a 10–40 % acetonitrile in water containing 0.1 % formic acid). The desired product was collected and concentrated to dry. The resulting product was dissolved in MeOH (2 mL) and passed over a basic silica plug (Biotage, 1g, SiCO₃) eluting with MeOH (5 mL) to provide after concentration and drying in vacuo **ER-890094** (5 mg, 0.012 mmol, 6.3 % yield).

[0697] **ER-890244** (63.2 mg, 0.153 mmol, 27.3 % overall yield) was prepared in a similar manner to **ER-890094** starting with (4-(bromomethyl)phenyl)boronic acid (134.2 mg, 0.625 mmol) and 1,4'-bipiperidine (125 mg, 0.564 mmol).

[0698] **ER-888200**: A stirred solution containing **3** (251 mg, 1.077 mmol), (3-formyl-5-methylphenyl)boronic acid (350 mg, 2.135 mmol), bis(triphenylphosphine)palladium(II) chloride (150 mg, 0.214 mmol), lithium chloride (91 mg, 2.147 mmol), sodium carbonate (230 mg, 2.17 mmol) and 10 % sodium carbonate in water (2.3 ml) in DMF (11 mL) was heated to 90 °C for 3 h. The cooled reaction was diluted with EtOAc (48 mL) and water (12 mL) with stirring followed by filtering through Celite 545 (1.2g) eluting with EtOAc (10 ml). The separated aqueous layer was extracted two times with EtOAc (12 mL each) and the combined organic layers was washed with water (24 mL) and brine (24 mL) followed by drying over Na₂SO₄, filtering and concentrating to dry. The crude product was purified over silica gel (Biotage SP4, Interchim 25g, eluting with 20–100% EtOAc in heptane) after which time the desired product fractions were combined, concentrated and dried in vacuo to provide **ER-888200** (163 mg, 0.599 mmol, 55.6 % yield).

[0699] **ER-888201**: To a stirred solution of **ER-888200** (21mg, 0.077 mmol) in MeOH (2.1 mL) cooled to 0 °C was added sodium tetrahydroborate (3.2 mg, 0.085 mmol). The reaction mixture was stirred for 1 h after which time water (2.1 mL) was added, the mixture concentrated to half volume, followed by extraction with EtOAc (19 mL). The

organic layer was washed with brine (3.9 ml), dried over Na₂SO₄, filtered and concentrated to dry to provide **ER-888201** (17.4 mg, 0.63 mmol, 82.4 % yield).

[0700] **ER-888644:** To a stirred solution of **ER-888201** (91 mg, 0.332 mmol) in DCM (1.8 mL) was added *p*-toluenesulfonyl chloride (101 mg, 0.530 mmol) followed by DMAP (2 mg, 0.016 mmol) and DIPEA (1.8 mL, 1.03 mmol). The reaction mixture was stirred at rt for 3 h after which time additional *p*-toluenesulfonyl chloride (101 mg, 0.530 mmol) was added followed by stirring for 2 h. The completed reaction was diluted with stirring with water (1 mL) and DCM (5.2 mL). The layers were separated and the organic layer was washed with brine (1 mL), dried over Na₂SO₄, filtered and concentrated to dry. The crude product was purified over silica gel (Biotage SP4, Interchim 25g, eluting with 20 100% EtOAc in heptane) after which time the desired product fractions were combined, concentrated and dried in vacuo to provide **ER-888644** (63 mg, 0.212 mmol, 65 % yield).

[0701] **ER-888645:** A solution of **ER-888644** (20 mg, 0.068 mmol) and 4-hydroxypiperidine (70 mg, 0.692 mmol) in *N*-methylpyrrolidone (2 mL) was microwaved at 150 °C for 15 min. The cooled reaction was diluted with NMP (4 mL) and directly purified by HPLC using a C-18 column (Xbridge C18, eluting with a 10 40 % acetonitrile in water containing 0.1 % TFA). The desired product was collected and concentrated to dry. The resulting product was dissolved in MeOH (2 mL) and passed over a basic silica plug (Biotage, 1g, SiCO₃) eluting with MeOH (5 mL) to provide after concentration and drying in vacuo **ER-888645** (19.9 mg, 0.056 mmol, 81.5 % yield).

[0702] **ER-888646** (17.9 mg, 0.047 mmol, 68.1 % yield) was prepared in a similar manner to **ER-888645** starting with **ER-888644** (20 mg, 0.068 mmol) and 4-dimethylaminopiperidine (87.6 mg, 0.683 mmol).

[0703] **ER-888647** (15.3 mg, 0.043 mmol, 62.8 % yield) was prepared in a similar manner to **ER-888645** starting with **ER-888644** (20 mg, 0.068 mmol) and 1-methylpiperazine (68.4 mg, 0.683 mmol).

[0704] **ER-889504** (46 mg, 0.108 mmol, 62 % yield) was prepared in a similar manner to **ER-888645** starting with **ER-888644** (51 mg, 0.174 mmol) and 1,4'-bipiperidine (102 mg, 0.606 mmol).

[0705] **General Screening Assay and Pharmacology Strategy.**

[0706] To identify potent and selective TLR7/8 compounds, analogs were initially screened across a cell-based panel of human TLR4, TLR7, and TLR9 reporter lines (see Pharmacology Materials and Methods for more details). A subset of compounds that were potent and selective for TLR7 were also tested for TLR8 activity (see Table 3 below) and for

TLR7/8 potency in the primary human PBMC assay (see Pharmacology Materials and Methods for more details). Certain compounds were advanced into the short-term in vivo (STIV) assay to determine dose-dependent activity and duration-of-action against mouse TLR7 (see Pharmacology Materials and Methods for more details). Select compounds were then evaluated for impact in one or more of the following mouse lupus disease models: BXSB-Yaa, NZBxNZW, and Pristane DBA/1.

[0707] Many compounds reported as embodiments herein demonstrate nanomolar potency against both human and mouse TLR7 and human TLR8 when these receptors, expressed on either cell lines or primary cells, are stimulated by synthetic, small molecule (CL097, R848) or nucleic-acid (RNA) ligands. Conversely, most compounds reported as embodiments herein are inactive against the TLR9 pathway.

[0708] Current lupus SOC drugs include anti-malarials such as chloroquine and hydroxychloroquine (HCQ) which have been shown to inhibit TLR7/9 activation in vitro. This may at least partially explain their effectiveness in controlling lupus flare. Embodiments of the disclosure, however, have been shown to offer significantly more potent inhibition. For example, compound ER-899742 (shown and discussed above) was found to be approximately 1000-fold more potent against the RNA-Ig TLR7/8 stimulus versus HCQ (IC₅₀ = 0.0009 uM, HCQ IC₅₀ ~1.5uM). This suggests that ER-899742 would offer much more effective TLR7/8 pathway inhibition versus current lupus treatments. This is demonstrated by results shown in Table 1 below.

[0709] TABLE 1. Potency and selectivity of compound **ER-899742** as compared to hydroxychloroquine (Plaquenil).

Cell Format:	Ligand:	Receptor(s):	Analyte:	ER-899742 IC50 (uM)	HCQ ² IC50 (uM)
HEK-293	LPS	Human TLR4	NFkB-luciferase	>10	N.D.
HEK-293	CL097	Human TLR7	NFkB-luciferase	0.006	N.D.
HEK-293	CpG-ODN	Human TLR9	NFkB-luciferase	>10	N.D.
Hu PBMC	¹ RNA-Ig	Human TLR7/8	IL-6	0.0009	1-2
Hu PBMC	LPS	Human TLR4	IL-6		>10
Hu PBMC	CpG-ODN	Human TLR9	IL-6		0.15-0.30

TABLE KEY:

¹RNA-Ig = ssRNA derived from U1 snRNA stem loop IV sequence in complex with antibody (see Materials and Methods for more details)

²HCQ = Hydroxychloroquine

[0710] The comparative potency of ER-899742 versus hydroxychloroquine was further explored using cloned TLR7 and 8 in the HEK 293 cell line as described below in **In Vitro Pharmacology**. Effects on mouse TLR7 were also compared. Cells were stimulated overnight with TLR7/8 agonist CL097 at pre-determined ED₇₀₋₈₀: 3 ug/ml for HEK-hTLR7, 1.5 ug/ml for HEK-mTLR7 and 12 ug/ml for HEK-hTLR8, before reading luminescence intensity. Three tests were performed and IC₅₀ value was determined using Graphpad Prism 6 nonlinear regression curve fit. Individual test results and their average are shown in Table 2. The data show that in this assay, ER-899742 had an average IC₅₀ of 0.024 uM in the HEK/TLR7 cell line, and an average IC₅₀ of 0.0024 uM in the HEK/TLR8 cell line.

[0711] TABLE 2. ER-899742 effects on TLR7 and TLR8 response compared to hydroxychloroquine.

Cell Format:	Test	IC ₅₀ (uM)	
		ER-899742	HCQ
HEK-mTLR7 ¹	1	0.066	13.85
	2	0.071	13.53
	3	0.076	15
	average	0.071	14.13
HEK-hTLR7	1	0.024	6.8
	2	0.023	14.55
	3	0.026	5.95
	average	0.024	9.10
HEK-hTLR8	1	0.002	>>10
	2	0.0025	>>10
	3	0.0026	>>10
	average	0.0024	>>10

[0712] ¹mTLR7, mouse TLR7; hTLR7, human TLR7; hTLR8, human TLR8

[0713] TABLE 3. Potency of select compounds against human TLR8 in the HEK-293 assay format (see Materials and Methods for more details).

Compound Number	HEK/ hTLR8 IC ₅₀ (μM)	Compound Number	HEK/ hTLR8 IC ₅₀ (μM)
ER-878952	0.0060	ER-886858	0.0020
ER-878952	0.0195	ER-886869	0.1610
ER-879484	0.0180	ER-886949	0.0780
ER-879713	0.0800	ER-886953	0.0660
ER-880191	0.0100	ER-886955	0.0830
ER-880639	0.0500	ER-887138	0.0130
ER-885047	0.0940	ER-887139	0.0080
ER-885113	0.0110	ER-887142	0.1150

ER-885493	0.1007	ER-887143	0.1480
ER-885612	0.0550	ER-887144	0.0480
ER-885618	0.0050	ER-887145	0.1050
ER-885621	0.0250	ER-887199	0.0770
ER-885892	0.0370	ER-887253	0.0020
ER-885906	0.0200	ER-887258	0.1750
ER-885930	0.1470	ER-887259	0.0005
ER-886355	0.0660	ER-887261	0.0770
ER-886431	0.0310	ER-887269	0.0032
ER-886507	0.1820	ER-887271	0.0016
ER-886508	0.1860	ER-887272	0.0029
ER-886509	0.1190	ER-887443	0.1380
ER-886514	0.0050	ER-887444	0.1930
ER-886530	0.0050	ER-887526	0.1220
ER-886532	0.0300	ER-887528	0.1350
ER-886533	0.0140	ER-887538	0.0850
ER-886565	0.0290	ER-887539	0.0005
ER-886567	0.0050	ER-887540	0.0030
ER-886568	0.0050	ER-887586	0.1265
ER-886624	0.0860	ER-887587	0.0018
ER-886625	0.0100	ER-887588	0.0005
ER-886626	0.0050	ER-887722	0.0210
ER-886629	0.0050	ER-887723	0.0090
ER-886814	0.0600	ER-887724	0.0060
ER-886816	0.1070	ER-887725	0.0010
ER-886818	0.0810	ER-887927	0.0005
ER-886820	0.0780	ER-887928	0.0110
ER-886854	0.0460	ER-890963	0.0028
ER-886857	0.0720	ER-894594	0.1160

[0714] **Short-term in vivo (STIV) assay:** To assess compound potency in vivo against mouse TLR7, a short-term in vivo (STIV) assay was utilized. Briefly, mice were orally dosed with compounds and at various time points afterwards were injected subcutaneously with agonist R848 to stimulate TLR7. The plasma IL-6 level following R848 stimulation was then measured by ELISA to assess compound potency and duration-of-action. Importantly, cytokine production following in vitro or in vivo stimulation with R848 was shown to be completely TLR7-dependent utilizing TLR7-deficient mice. Therefore, the activity of compounds in the STIV assay can be confidently attributed to their modulation of the TLR7 pathway. A single oral dose of **ER-899742** at 300 mg/kg fully suppresses the

R848/TLR7/IL-6 pathway in vivo for at least 24 hours (see FIG. 1A and FIG. 1B). A summary of STIV assay potency for a panel of compounds appears in Table 4 below.

[0715] TABLE 4. Short-term in vivo (STIV) assay data summary for select compounds.

		% Suppression vs. Vehicle															
		ER-878419	ER-878629	ER-878952	ER-885493	ER-886611	ER-886788	ER-886814	ER-886820	ER-886948	ER-886953	ER-887137	ER-887145	ER-887259	ER-887268	ER-887269	ER-887270
Time	Dose (mg/kg)																
3h	11					53							6				
	22				3												
	33					90	0	93	93	46	9	10	9				
	67				8												
	100					10	0	10	10	89	9	10	9				
	200				8												
	300	9	6			X	2	10	10	10	9	10	X				
	5h	22				2											
	67				9												
	200				9												
6h	11					0							3		8		
	33					90	0	57	68	35	9	99	9	84	9	95	98
	100					10	2	10	96	44	9	10	9	99	9	10	
	300	6	5			X	2	10	10	81	9	10	X	99		98	
12h	200			9													
	400				7												
	600			9													
13hr	33																37
	100																81
	300																99
18h	22				0												
	67				5												
	200			9	2												
	600			9													
19hr	11					19							0		2		
	33					0	0	14	43	0	2	38	0	15	6	9	
	100					10	1	19	35	5	4	63	9	62	9	58	
	300	3	1			X	2	10	39	49	9	10	X	99		95	
24hr	33																25
	100																26
	300																10

X = Mice did not tolerate this dose.

Time	Dose (mg/kg)	ER-887586	ER-887723	ER-887724	ER-887725	ER-887927	ER-888070	ER-888201	ER-888281	ER-888288	ER-888320	ER-888321	ER-888322	ER-888480	ER-889469
3h	33			99	9				7	10		98			100
	100			99	9				9	98	10	10			100
	200														
	300			99	9										
6h	11													85	
	33	62	10	99	9	100	88	3	4	78	78	86	99	10	100
	100	99	10	99	9	100	10	5	7	99	94	10	10	10	100
	300	10	10	99	9	100	10	4		97			10		
13hr	11														
	33										9	87			
	100										31	10			
	300														
19hr	1.22					56									
	3.67					70									
	11					94								63	
	33	15	77	83	9	98	70	4	0	50		59	24	89	
24hr	100	45	97	91	9	100	90	7	6	53		59	82	98	73
	300	95	10	99	9	100	99	7					10		
	11														
	33									14					
24hr	100									0					
	300									55					

*4/12 mice found the compound incompatible

Time	Dose (mg/kg)	ER-889470	ER-889556	ER-889601	ER-889745	ER-890093	ER-890223	ER-890311	ER-890345	ER-890346	ER-890931	ER-890963	ER-890964	ER-893881	ER-894206	ER-894550
3h	33	10	10				93	8	10	9	10	90	96	95	9	
	67															
	100	98	10	96	93	92	99									
6h	11															
	33	96	10	95	94	92	82					98		82	8	98
	100	10	10	90	84	95	99					99		99	9	
	300											10				
13hr	33				0	98						31		0	4	72
	100				99	10						80		19	7	97
	300				95							10				99
19hr	1.22		44													
	3.67		89					0								
	11		29					0	48	0	0					
	33		47		0			0	52	2	53	45	0			
	100	78	98	96	52		88									
24hr	33				0											48
	100				64							50				71
	300				10							10				99

Time	Dose (mg/kg)	ER-894551	ER-895204	ER-897968	ER-897969	ER-898566	ER-898694	ER-898946	ER-899017	ER-899018	ER-899122	ER-899193	ER-899285
6h	11	98									98		
	33		98	81	0	10	9	61	3				
	100					99				73		4	75
	300												
13hr	11	52									37		
	33	56	22	3	29	73	2	2	0		90		
	100	98	43	35	54	86	3	16	0	12	10	5	0
	300	X	99	85	71	98	5	55	1		X		
24hr	11										0		
	33	53	39	0	0	0	0	28			15		
	100	91	39	8	4	30	0	0	0		89		
	300	X	78	80	29	10	3	34	0		X		

X = Mice did not tolerate this dose

Time	Dose (mg/kg)	ER-899322	ER-899337	ER-899369	ER-899417	ER-899418	ER-899457	ER-899464	ER-899476	ER-899477	ER-899481	ER-899616
		95	99	98	71	19	10	9	99	96	5	79
6h	100											
13hr	100	70	30	62	0	10	74	9	65	68	5	27

Time	Dose (mg/kg)	ER-899619	ER-899688	ER-899718	ER-899722	ER-899742	ER-899745	ER-899820	ER-899835	ER-899836
		79	10	74	89	10	10	9	99	9
6h	100									
13hr	100	35	96	51	33	61	5	2	79	8

[0716] **Mouse lupus disease models.** Two distinct lupus disease models (NZB/W and Pristane) were chosen for compound POC evaluation because (1) the NZB/W strain develops spontaneous disease with polygenic etiology, demonstrating many hallmarks of human lupus such as DNA-associated autoreactivity, proteinuria, and immune-complex mediated nephritis, and (2) positive TLR7 and/or TLR9 target validation results have been reported for both disease models.

[0717] Key findings for ER-899742 in the SLE disease models are as follows (see FIG. 2A-FIG. 2C, FIG.3A-3E, and FIG. 7A-7G, and Table 7):

- 1) **ER-899742** at several doses between 33 and 300 mg/kg afforded pronounced survival benefit in the NZB/W model, corresponding to significantly reduced proteinuria and histological signs of glomerulonephritis.
- 2) **ER-899742** suppressed various auto-antibody specificities in the Pristane model, with particularly robust impact on RNA-related reactivity such as anti-RiboP titers. Decreased expression of some IFN-modulated genes in whole blood resulted from treatment with **ER-899742** in this model. Control of arthritis by **ER-899742** in this model was also observed.

[0718] Key findings for **ER-899464** in the SLE disease models are as follows (see FIGs. 4-5):

- 1) **ER-899464** at several doses between 33 and 300 mg/kg afforded significant survival benefit in the NZB/W model, accompanied by significantly reduced proteinuria.

2) **ER-899464** suppressed various auto-antibody specificities in the Pristane model, with particularly robust impact on RNA-related reactivity such as anti-RiboP titers.

[0719] PHARMACOLOGY MATERIALS & METHODS:

[0720] In vitro pharmacology:

[0721] HEK-293 cells (ATCC) were engineered to stably express a NF-kappaB transcription factor inducible E-selectin (ELAM-1) luciferase reporter derived from the plasmid pGL3 (Promega) containing base pairs -2241bp to -254bp from the promoter of the human E-selectin gene (Accession No. NM 000450). These cells were then subsequently engineered to stably and individually express human TLR4, TLR7 or TLR9 full-length ORF cDNAs. Human TLR4 cDNA (Accession No. NM 138554) was cloned into pcDNA 3.0 expression vector (Invitrogen). TLR4 transfected cells were also engineered to express human MD-2 co-receptor [MD-2 cDNA (Accession No. NM_015364) was cloned into the pEF-BOS vector] and were supplemented with 10nM soluble CD14 (R&D Systems) in the media to optimize LPS responsiveness. Human TLR9 cDNA (Accession No. NM 017442) was cloned into the pBluescript II KS vector (Agilent). Human TLR7 cDNA (Accession No. NM 016562) was obtained from OriGene. HEK-293 cells stably expressing human TLR8 (Accession No. NM 138636) or mouse TLR7 (Accession No. NM 133211) were purchased from InvivoGen and were then stably transfected with pNiFty2(NF-kappaB)-luciferase reporter plasmid (InvivoGen). Each cell type was plated in Dulbecco's modified Eagle's medium (DMEM) containing 10 % fetal bovine serum (FBS) at a density of 2.22×10^5 cells/ml into a 384-well plate and incubated for 2 days at 37 °C, 5 % CO₂. Varying concentrations of antagonist compounds were then added. Cells were then incubated for another 30 minutes before adding the appropriate TLR agonist as follows (final concentrations indicated): lipopolysaccharide (LPS; Sigma) at 10ng/ml for TLR4, CL097 (InvivoGen) at 3 ug/ml for human TLR7 and TLR8 and mouse TLR7, and CpG-2006-2A [sequence: TCGTCGTTAAGTCGTTAAGTCGTT (SEQ ID NO: 1) with phosphorothioate backbone, synthesized by Sigma-Aldrich] at 0.6uM for TLR9. The cells were then incubated overnight, and NF-kappaB dependent luciferase reporter activation was quantified by measuring luminescence with SteadyGlo® (Promega) or SteadyLite™ (Perkin Elmer) reagent as per the manufacturer's suggested protocol.

[0722] Human PBMC cell-based assay. Human peripheral blood mononuclear cells (PBMC) were isolated from freshly-drawn heparinized (10 USP units/ml, Hospira, Lakeforest, IL) healthy donor whole blood by density gradient (Histopaque® 1077, Sigma, Inc., St. Louis, MO). Briefly, 25 ml blood was diluted with 15 ml PBS (without Ca²⁺, Mg²⁺)

in a 50 ml conical tube, and 12 ml Histopaque was underlaid using a spinal needle. Tubes were centrifuged for 45 minutes at 1200 rpm (350xg), and PBMC were collected from the buffy coat. Cells were then washed twice in PBS, and red blood cells were lysed by suspension in 5 ml ammonium chloride solution (1X Red Blood Cell Lysis Buffer, eBioscience) for 5 minutes at room temperature. After a final wash in PBS, PBMC were resuspended at a final concentration of 2×10^6 /ml in RPMI-1640 media with L-glutamine (Invitrogen) and supplemented with 25mM HEPES (Mediatech, Inc, Manassas VA), 10% fetal bovine serum (HyClone, Logan, UT), and Penicillin-Streptomycin-Glutamine (Mediatech) and plated at 100 ul/well (2×10^5 cells/well) in tissue culture treated 96-well plates (Falcon).

Antagonist compounds solubilized and serial diluted in 100 % DMSO were added in triplicate to cells to yield a final concentration of 0.1 % DMSO (v/v). Hydroxychloroquine (Acros Organics) solubilized and serial diluted in PBS was added in triplicate to cells. PBMC were incubated with antagonist compounds or HCQ for 30 minutes at 37 °C, 5 % CO₂ before adding various TLR agonist reagents in 100 ul complete media per well as follows (final concentrations indicated): R848 (Resiquimod; GLSynthesis, Worcester, MA) at 1uM for TLR7 and TLR8, LPS (Sigma) at 10 ng/ml for TLR4, and CpG-2216 (InvivoGen) at 5ug/ml for TLR9. To prepare a TLR7/8 agonist that mimics RNA-containing auto-antibody immune complexes in lupus patients, a 26-mer RNA with a sequence derived from human U1 snRNA stem loop IV [(sequence: GGGGGACUGCGU-UCGCGCUUUCCC (SEQ ID NO: 2) with phosphorothioate backbone] was synthesized (Dharmacon, Inc., Lafayette, CO), which has been shown previously to be a potent TLR7 and TLR8 agonist. This RNA molecule was diluted to 2.5 µM in serum-free RPMI, and mouse anti-human single stranded DNA monoclonal antibody (MAB3034, Millipore, Inc., Billerica, MA), which also cross-reacts with RNA, was added at a 1:25 dilution or at 1ug/ml. The resulting “RNA-Ig” stimulus was incubated at room temperature for 15-30 minutes before adding to cells. PBMC were incubated with the various TLR agonists for 20 hours at 37 °C, 5 % CO₂. Cell culture supernatants were collected, and levels of various human cytokines were assessed as indicated by standard ELISA procedure according to the manufacturer’s recommended protocol (BD Biosciences, Inc., San Diego, CA). Results are shown in Table 5. In a subsequent assay (Table 6) the ability of ER-899742 to block stimulation of normal PBMC by various TLR7/8 ligands, but not DNA-mediated activation of TLR9, was examined. In this assay cells were plated at 1×10^5 cells/well in 100 ul in 96-well plates.

[0723]

Table 5 -- PBMC Assay Data Summary for Selected Compounds

Compound Number	Human PBMCs IC₅₀ (μM)	Compound Number	Human PBMCs IC₅₀ (μM)
ER-878952	0.151	ER-886858	0.015
ER-878952	0.151	ER-886859	0.107
ER-879570	0.113	ER-886860	0.240
ER-879689	1.240	ER-886866	0.050
ER-880639	0.169	ER-886867	0.034
ER-884884	0.204	ER-886868	0.050
ER-885493	0.180	ER-886869	0.112
ER-885612	0.614	ER-886912	0.383
ER-885618	0.023	ER-886913	0.520
ER-885807	0.331	ER-886949	0.032
ER-885906	0.033	ER-886950	0.114
ER-886131	0.098	ER-886951	0.079
ER-886133	0.127	ER-886953	0.026
ER-886134	0.277	ER-886955	0.129
ER-886211	0.175	ER-886957	0.017
ER-886355	0.177	ER-886958	0.034
ER-886360	0.486	ER-887137	0.002
ER-886516	0.056	ER-887138	0.004
ER-886564	0.108	ER-887139	0.005
ER-886565	0.095	ER-887140	0.110
ER-886567	0.022	ER-887141	0.049
ER-886568	0.079	ER-887142	0.147
ER-886605	0.021	ER-887143	0.013
ER-886606	0.015	ER-887144	0.063
ER-886608	0.001	ER-887145	0.015
ER-886609	0.004	ER-887146	0.038
ER-886624	0.023	ER-887177	0.000
ER-886625	0.091	ER-887199	0.117
ER-886626	0.080	ER-887252	0.002
ER-886787	0.076	ER-887253	0.001
ER-886820	0.062	ER-887258	0.055
ER-886853	0.004	ER-887259	0.001
ER-886854	0.020	ER-887260	0.004
ER-886855	0.034	ER-887261	0.120
ER-886856	0.111	ER-887262	0.103
ER-886857	0.098	ER-887268	0.005
ER-887270	0.001	ER-887269	0.001
ER-887271	0.002	ER-888603	0.007
ER-887272	0.002	ER-888604	0.006

ER-887442	0.047	ER-888644	0.019
ER-887443	0.032	ER-888645	0.047
ER-887526	0.050	ER-888646	0.003
ER-887528	0.056	ER-888647	0.012
ER-887538	0.048	ER-888701	0.018
ER-887539	0.000	ER-888896	0.050
ER-887540	0.001	ER-888977	0.217
ER-887586	0.098	ER-889469	0.013
ER-887587	0.001	ER-889470	0.012
ER-887588	0.001	ER-889504	0.002
ER-887589	0.036	ER-889556	0.010
ER-887612	0.053	ER-889557	0.085
ER-887722	0.065	ER-889571	1.000
ER-887723	0.007	ER-889728	0.021
ER-887724	0.006	ER-889744	0.008
ER-887725	0.002	ER-889745	0.046
ER-887927	0.000	ER-889745	0.046
ER-887960	0.041	ER-889746	0.073
ER-888070	0.003	ER-889822	0.025
ER-888200	0.016	ER-890093	0.022
ER-888201	0.004	ER-890108	0.009
ER-888202	0.008	ER-890113	0.022
ER-888203	0.105	ER-890119	0.008
ER-888204	0.022	ER-890120	0.005
ER-888205	0.040	ER-890121	0.011
ER-888285	0.014	ER-890186	0.001
ER-888286	0.223	ER-890187	0.079
ER-888288	0.015	ER-890188	0.087
ER-888288	0.015	ER-890189	0.114
ER-888289	0.011	ER-890250	0.116
ER-888321	0.022	ER-890252	0.042
ER-888322	0.018	ER-890253	0.064
ER-888330	0.154	ER-890342	0.121
ER-888479	0.091	ER-890344	0.002
ER-888480	0.001	ER-895472	0.161
ER-890345	0.001	ER-895477	0.013
ER-890346	0.006	ER-897385	0.142
ER-890831	0.001	ER-897445	0.104
ER-890963	0.002	ER-897446	0.053
ER-890964	0.001	ER-897447	0.100
ER-892253	0.066	ER-897827	0.039
ER-893881	0.009	ER-897828	0.021

ER-893926	0.008	ER-897922	0.064
ER-893948	0.150	ER-897938	0.016
ER-894149	0.031	ER-897940	0.021
ER-894150	0.004	ER-897945	0.002
ER-894152	0.175	ER-897964	0.020
ER-894154	0.143	ER-897965	0.010
ER-894155	0.042	ER-897967	0.013
ER-894159	0.042	ER-897968	0.001
ER-894160	0.011	ER-897969	0.007
ER-894483	0.209	ER-7982	0.009
ER-894484	0.174	ER-899285	0.007
ER-894504	0.005	ER-899287	0.120
ER-894545	0.005	ER-899293	0.013
ER-894546	0.069	ER-899295	0.032
ER-894547	0.012	ER-899332	0.014
ER-894548	0.028	ER-899337	0.002
ER-894549	0.014	ER-899366	0.001
ER-894550	0.097	ER-899367	0.012
ER-894551	0.003	ER-899414	0.025
ER-894552	0.017	ER-899415	0.013
ER-894594	0.087	ER-899416	0.431
ER-894655	0.005	ER-899417	0.001
ER-894656	0.007	ER-899418	0.005
ER-895200	0.026	ER-899431	0.347
ER-895204	0.023	ER-899457	0.003
ER-895310	0.034	ER-899459	0.016
ER-895324	0.001	ER-899464	0.001
ER-895325	0.026	ER-899476	0.003
ER-895326	0.002	ER-899477	0.006
ER-895327	0.026	ER-899479	0.002
ER-898563	0.122	ER-899481	0.008
ER-898565	0.198	ER-899588	0.007
ER-898566	0.011	ER-899688	0.011
ER-898694	0.002	ER-899742	0.001
ER-898707	0.002	ER-899745	0.004
ER-898914	0.168	ER-899134	0.010
ER-898919	0.055	ER-899140	0.011
ER-898921	0.302	ER-899152	0.036
ER-898922	> 1.00	ER-899154	0.014
ER-898923	0.631	ER-899160	0.252
ER-898946	0.002	ER-899161	0.125
ER-899017	0.004	ER-899193	0.009

ER-899018	0.009	ER-899278	0.001
ER-899019	0.014	ER-899282	0.034
ER-899020	0.035	ER-899616	0.054
ER-899021	0.005	ER-899619	0.033
ER-899121	0.142	ER-899626	0.001
ER-899122	0.080		

[0724] TABLE 6. IL-6 and IFN- α blockade by ER-899742 in human PBMC across multiple ligands compared to hydroxychloroquine

Compound	Donor #	IC50 (μ M)									
		SL4-Ig		RNA40-DOTAP		R848		ODN2006-DOTAP		ODN2216-Ig	
		IL-6	IFN- α	IL-6	IFN- α	IL-6	IFN- α	IL-6	IFN- α	IL-6	IFN- α
ER-899742	1	0.0077	NA ¹	0.035	0.017	0.0034	0.01	>10	>10	NA	NA
	2	0.0032	NA	0.023	NA	0.0065	NA	>10	NA	>10	NA
	3	0.0043	NA	0.054	0.0096	0.007	NA	>10	>10	>10	NA
	4	0.0043	0.0022	0.033	0.018	0.0049	0.012	>10	>10	>10	>10
	5	0.0025	NA	0.029	NA	0.0055	NA	>10	NA	NA	NA
	6	0.0033	0.0005	0.014	0.011	0.0081	0.011	>10	>10	>10	>10
	Ave.	0.0042	0.0014	0.0313	0.0139	0.0059	0.011	>10	>10	>10	>10
HCQ	1	5.2	NA	10	0.49	>10	1.25	1.2	0.91	NA	NA
	2	3.7	NA	10.75	NA	>10	NA	1.24	NA	0.6	NA
	3	3.2	NA	>10	0.41	>10	NA	1.54	4.1	7.3	NA
	4	3.6	0.459	15.5	0.99	>10	2.57	2.4	3.1	1.24	0.28
	5	4.3	NA	18	NA	>10	NA	1.58	NA	NA	NA
	6	4.6	0.324	6.1	0.502	>10	2.03	2.37	3.96	0.38	0.29
	Ave.	4.10	0.3915	12.07	0.598	>10	1.95	1.72	3.02	2.38	0.29

¹ NA, data not presented because values below detection limit, or replicates showed high variability

[0725] Mouse spleen cell-based assay. Spleens were harvested from female BALB/c mice (Jackson Labs, Bar Harbor, ME) euthanized by CO₂. A single cell suspension was obtained by passing spleens through a 40 μ m nylon cell strainer. Cells were washed twice with 50 ml PBS (Mediatech, Inc., Manassas, VA) and red blood cells were lysed in 5 ml RBC Lysis buffer (eBioscience, Inc., San Diego, CA) for 5 minutes at room temperature. Cells

were washed twice more in PBS and finally resuspended in supplemented RPMI-1640 at 2.5×10^6 cells/ml. Cells were plated at 100 μ l/well (2.5×10^5 cells/well) in 96-well tissue culture treated plates (Falcon). Serial dilutions of compounds solubilized in 100 % DMSO were added in triplicate to cells to yield a final concentration of 0.1 % DMSO. Cells were incubated with compound for 30 minutes at 37 °C, 5 % CO₂ before adding 100 μ l/well of 740 nM R848 (Resiquimod; GLSynthesis, Worcester, MA) in complete media for a final concentration of 370nM R848. Cells were incubated for 20 hours at 37 °C, 5 % CO₂. Culture supernatants were collected, and levels of IL-6 were assessed by standard ELISA procedure according to the manufacturer's recommended protocol (BD Biosciences, Inc., San Diego, CA). Data is presented below in Table 7.

Table 7 Mouse Splenocyte Results

Compound Number	Mouse Splenocytes IC ₅₀ (μ M)	Compound Number	Mouse Splenocytes IC ₅₀ (μ M)
ER-878952	1.611	ER-889601	0.179
ER-885493	0.517	ER-889745	0.090
ER-887253	0.049	ER-890093	0.088
ER-887268	2.124	ER-890311	0.428
ER-887722	0.463	ER-890831	0.170
ER-887723	0.047	ER-890963	0.250
ER-887724	0.070	ER-893881	0.270
ER-887927	0.026	ER-893948	0.420
ER-888070	0.076	ER-894152	0.660
ER-888288	0.135	ER-894655	0.084
ER-888480	0.087	ER-894656	0.023
ER-889469	0.097	ER-895204	0.051
ER-889470	0.152	ER-895325	0.120
ER-889556	0.432	ER-895326	0.090

[0726] In vivo pharmacology:

[0727] Short-term in vivo (STIV) assay. Six to eight week old female BALB/c mice (Jackson Labs, Bar Harbor, ME) were dosed by oral gavage in 200 μ l volume with antagonist compounds formulated in 0.5 % aqueous methyl-cellulose (Sigma, St. Louis, MO). At various time points afterwards, mice were injected subcutaneously (s.c.) in 100 μ l volume with 15 μ g R848 (Resiquimod; GLSynthesis, Worcester, MA) to stimulate TLR7. Blood plasma was collected by cardiac puncture, and levels of IL-6 at 1.5 hours after TLR7 stimulation were then assessed by standard ELISA procedure according to the manufacturer's recommended protocol (R&D Systems).

[0728] **Mouse lupus disease model strains.** Female NZBWF1/J mice were purchased from Jackson Labs (Bar Harbor, ME), both of which manifest with spontaneous lupus disease. Female DBA/1 mice were purchased from Harlan Laboratories (Indianapolis, IN) and at the indicated ages given an intraperitoneal injection of 0.5 ml pristane (2,6,10,14-Tetramethylpentadecane; Sigma, St. Louis, MO) to chemically induce lupus disease or of 0.5ml PBS to generate age-matched, non-diseased control mice.

[0729] Further testing of an embodiment is shown in FIG. 2A through FIG. 2C, which demonstrates testing of **ER-899742** in the NZBxNZW strain (abbreviated hereafter as NZBWF1/J or NZB/W) lupus disease model. Female NZBWF1/J mice were received at 5 weeks of age, baseline bleeds were performed, and mice were monitored for disease progression by following anti-dsDNA titers. At 27 weeks of age, mice were randomized into groups with equivalent median anti-dsDNA titers and treated at 29 weeks of age with Vehicle (Veh; 0.5 % methyl-cellulose) alone or 33, 100, or 300mg/kg once-a-day orally (QD PO). At 46 weeks of age after 17 weeks of treatment, mice were bled and tested for anti-dsDNA titers. All mice were sacrificed at 50 weeks of age (21 weeks of compound treatment). Fig. 2(A) shows that just prior to termination at 50 weeks of age (following 21 weeks of treatment), urine was collected from individual mice, and the Urinary Albumin Creatinine Ratio (UACR, proteinuria) was determined for each animal as an indirect measure of kidney function. Fig. 2(B) shows a timecourse of mortality observed in this study for the highest and lowest dose groups. No mortality was seen with compound treatment. Further, no mortality was observed in the middle dose group (not shown). Fig. 2(C) shows impact of treatment on anti-dsDNA titers after 17 weeks of dosing, at 46 weeks of age. No statistically significant effect was observed.

[0730] At the end of the experiment kidneys were collected from the animals tested in FIG. 2A through 2C, fixed in 10 % formalin for 24 hours, embedded in paraffin, and H&E stained sections were generated for histopathology assessment in a blinded fashion (Grade 0/1+: WNL to minimal; Grade 2: Mild; Grade 3: Moderate to Marked; Grade 4: Severe). Results are shown in Table 8.

[0731] Table 8.

	Vehicle	ER-899742, 33 mpk	ER-899742, 100 mpk	ER-899742, 300 mpk
Total # Mice Examined	19	18	17	18
GN Score				

	0	0	11	15	9
	2+	1	5	1	7
	3+	4	1	1	0
	4+	14	1	0	2
% combined incidence of <u>Grade 3 and 4</u>	74%	11%	6%	11%	

[0732] Assessment of auto-antibody titers by ELISA. Anti-dsDNA, -Sm/nRNP, -RiboP, and -Histone titers were evaluated by standard ELISA approach. Briefly, 96-well EIA/RIA ELISA plates (Corning) were coated with 100 μ l of diluted antigen in PBS for 90 minutes at room temperature as follows (final concentrations indicated): 10 U/ml Sm/nRNP complex (Immunovision), 10 μ g/ml calf thymus dsDNA (Sigma), 5 U/ml RiboP (Immunovision), and 5 μ g/ml Histone (Immunovision). Plates were washed with PBS/0.05 % Tween20 (washing buffer) and blocked overnight with PBS/1 % BSA (blocking buffer) at 4 °C. Plates were washed, mouse plasma samples diluted in blocking buffer (ranging from 1:25

1:10,000 depending on the model and the antigen) were added to wells in 100 μ l volume per well, and plates were incubated for 90 minutes at room temperature. Plates were then washed, 100 μ l anti-mouse-IgG-HRPO (Southern Biotech) diluted 1:50,000 in PBS/1 %BSA/0.05 %Tween was added to each well, and plates were incubated for 90 minutes at room temperature. Plates were washed, and 100 μ l of a 1:1 mix of substrate components from the OptEIA TMB substrate kit (BD Biosciences) was added to the wells. Plates were incubated at room temperature, and after sufficient color development the reaction was stopped by adding 100 μ l of 0.18M sulfuric acid solution. Plates were read by spectrophotometry at 450 nm.

[0733] Assessment of proteinuria. Urine was collected manually from individual mice or by housing 1-2 mice per metabolic cage for 18 hours, and the Urinary Albumin Creatinine Ratio (UACR) was determined for each animal as an indirect measure of kidney function (UACR calculated as the ratio of mg of albumin/ g of creatinine per dL of urine). Albumin levels in the urine samples were determined using a custom sandwich ELISA protocol using an anti-mouse albumin antibody set (Bethyl Labs), which included a coating antibody and a secondary antibody tagged with an HRP conjugate for detection. Creatinine levels were determined using a commercial creatinine assay kit (Cayman).

[0734] Histological assessment of nephritis. Kidneys were collected from individual mice, fixed in 10 % formalin for 24 hours, embedded in paraffin, and H&E stained sections were generated for histopathology assessment in a blinded fashion. Features of Nephritis

Disease Scores are as follows: Grade 0 - normal limits; Grade 1 - ribbon-like capillary wall thickening; Grade 2 - hypercellularity, segmentation, crescent formation; Grade 3 - see Grade 2, increased severity and extent (% glomeruli affected) of glomerular lesions; Grade 4 - sclerosis; severe glomerular disease (non-functional organ).

[0735] Assessment of interferon gene expression in whole blood. The expression of IFN-regulated genes in whole blood was measured by qPCR. Briefly, mice were euthanized, blood was collected via the vena cava, and 100 μ l was preserved in tubes containing RNeasy Lysis Buffer (Qiagen, Crawley, UK). Total RNA was isolated using the RNeasy RiboPure Blood RNA Isolation Kit (Qiagen). RNA concentrations were determined using a NanoDrop ND-1000 spectrophotometer (Thermo Scientific, Waltham MA). First strand cDNA was synthesized from 100 ng total RNA using SuperScript[®] VILO[™] Master Mix (Life Technologies, Grand Island, NY). After reverse transcription, cDNA was diluted with nuclease-free water and mixed with TaqMan[®] Fast Advanced Master Mix (Applied Biosystems). The mixture was then applied to a custom TaqMan[®] Low Density Array (TLDA) manufactured by Applied Biosystems, and qPCR was performed on the ABI 7900HT Fast Real-time PCR System (Applied Biosystems). Raw data was collected using RQ Manager 1.2.1 (Applied Biosystems) and analyzed using GeneData Analyst 2.2 software (GeneData).

[0736] The TLDA panel contained as many as 45 target genes chosen from Table 9 below, and 3 housekeeping genes for normalization. The housekeeping gene *Hprt1* was chosen for normalization based on coefficient-of-variation. Relative quantities were determined for the target genes and used to calculate a fold change for each diseased mouse relative to the non-diseased control group receiving intraperitoneal PBS injection only. A standard Student's t-test was performed to determine which target genes were significantly increased between the non-diseased group (PBS treated) and the vehicle-treated diseased group (pristane treated), thereby representing the disease-regulated gene set. For FIG. 7G a false discovery rate (FDR) correction was done using the `p.adjust` command in package "base" with default option. Holm, S. *A simple sequentially rejective multiple test procedure*. Scandinavian Journal of Statistics, 1979. 6(2): p. 65 70. An "IFN score" was subsequently calculated for each mouse as the median fold change of all disease-regulated genes identified in the t-test.

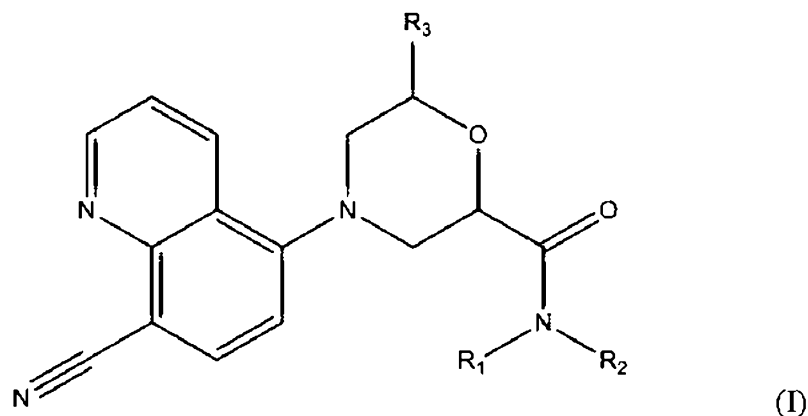
Table 9

Gene symbol	Taqman ID	Gene name
18S	Hs99999901_s1	Eukaryotic 18S rRNA
Bst2	Mm01609165_g1	bone marrow stromal cell antigen 2
C1qa	Mm00432142_m1	complement component 1, subcomponent, alpha polypeptide
C3	Mm00437858_m1	complement component 3
C3ar1	Mm02620006_s1	complement component 3a receptor 1
Ccl2	Mm00441243_g1	chemokine (C-C motif) ligand 2
Ccl5	Mm01302427_m1	chemokine (C-C motif) ligand 5
Ccr2	Mm00438270_m1	chemokine (C-C motif) receptor 2
Cd274	Mm00452054_m1	CD274 antigen
Cd300e	Mm00468131_m1	CD300e antigen
Cd38	Mm01220906_m1	CD38 antigen
Cd40	Mm00441891_m1	CD40 antigen
Cdkn2c	Mm00483243_m1	cyclin-dependent kinase inhibitor 2C (p18, inhibits CDK4)
Cmpk2	Mm00469582_m1	cytidine monophosphate (UMP-CMP) kinase 2
Cxcl10	Mm00445235_m1	chemokine (C-X-C motif) ligand 10
Cxcl11	Mm00444662_m1	chemokine (C-X-C motif) ligand 11
Ddx60	Mm00460708_m1	DEAD (Asp-Glu-Ala-Asp) box polypeptide 60
Elane	Mm00469310_m1	elastase, neutrophil expressed
Epsti1	Mm00712734_m1	epithelial stromal interaction 1 (breast)
Fcgr1	Mm00438874_m1	Fc receptor, IgG, high affinity I
Fpr1	Mm00442803_s1	formyl peptide receptor 1
Gapdh	Mm99999915_g1	glyceraldehyde-3-phosphate dehydrogenase
Herc6	Mm01341950_m1	hect domain and RLD 6
Hprt	Mm00446968_m1	hypoxanthine guanine phosphoribosyl transferase
Ifi202b	Mm00839397_m1	interferon activated gene 202B
Ifi204	Mm00492602_m1	interferon activated gene 204
Ifi2712a	Mm01329883_gH	interferon, alpha-inducible protein 27 like 2A
Ifi35	Mm00510329_m1	interferon-induced protein 35
Ifi44	Mm00505670_m1	interferon-induced protein 44
Ifih1	Mm00459183_m1	interferon induced with helicase C domain 1
Ifit1	Mm00515153_m1	interferon-induced protein with tetratricopeptide repeats 1
Ifit2	Mm00492606_m1	interferon-induced protein with tetratricopeptide repeats 2
Ifit3	Mm01704846_s1	interferon-induced protein with tetratricopeptide repeats 3
Il3ra	Mm00434273_m1	interleukin 3 receptor, alpha chain
Il6	Mm00446190_m1	interleukin 6
Il6ra	Mm00439653_m1	interleukin 6 receptor, alpha
Irf5	Mm00496477_m1	interferon regulatory factor 5

Irf7	Mm00516788_m1	interferon regulatory factor 7
Isg15	Mm01705338_s1	ISG15 ubiquitin-like modifier
Isg20	Mm00469585_m1	interferon-stimulated protein
Lta	Mm00440228_gH	lymphotoxin A
Ly6e	Mm01200460_g1	lymphocyte antigen 6 complex, locus E
Mmp8	Mm00439509_m1	matrix metalloproteinase 8
Mmp9	Mm00442991_m1	matrix metalloproteinase 9
Mpo	Mm00447886_m1	myeloperoxidase
Ms4a6c	Mm00459296_m1	membrane-spanning 4-domains, subfamily A, member 6C
Mx1	Mm00487796_m1	myxovirus (influenza virus) resistance 1
Oas3	Mm00460944_m1	2-5 oligoadenylate synthetase 3
Oasl2	Mm00496187_m1	2-5 oligoadenylate synthetase-like 2
Ppia	Mm02342430_g1	peptidylprolyl isomerase A (cyclophilin A)
Prfl	Mm00812512_m1	perforin 1 (pore forming protein)
Rsad2	Mm00491265_m1	radical S-adenosyl methionine domain containing 2
Siglec1	Mm00488332_m1	sialic acid binding Ig-like lectin 1, sialoadhesin
Stat1	Mm00439531_m1	signal transducer and activator of transcription 1
Tlr7	Mm00446590_m1	toll-like receptor 7
Tlr9	Mm00446193_m1	toll-like receptor 9
Tnf	Mm00443258_m1	tumor necrosis factor
Tnfsf10	Mm01283606_m1	tumor necrosis factor (ligand) superfamily, member 10
Tnfsf13b	Mm00446347_m1	tumor necrosis factor (ligand) superfamily, member 13b
Trem14	Mm00553947_m1	triggering receptor expressed on myeloid cells-like 4
Trex1	Mm00810120_s1	three prime repair exonuclease 1
Usp18	Mm00449455_m1	ubiquitin specific peptidase 18
Xaf1	Mm01248390_m1	XIAP associated factor 1

Forms of the invention may include the following:

1. A compound of formula (I):



wherein at least one of R_1 and R_2 is $-H$, methyl, or ethyl, and the other is

$-H$; or the other is

C_1 - C_6 alkyl that is optionally substituted with:

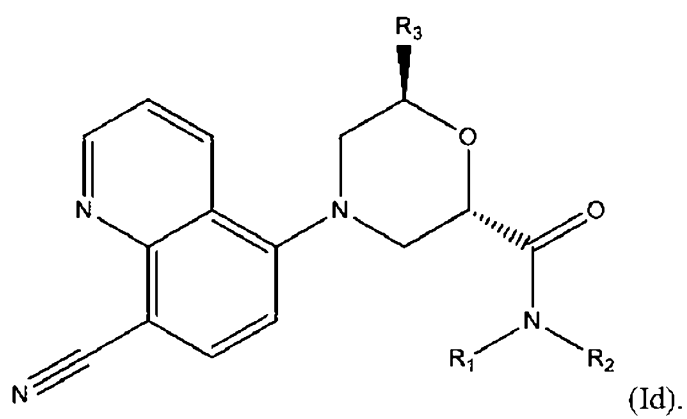
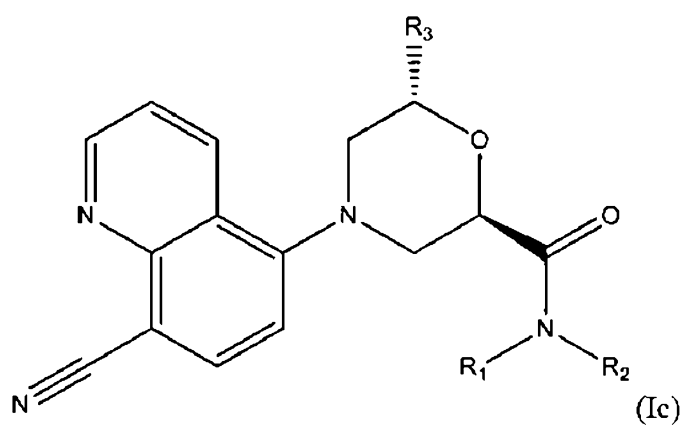
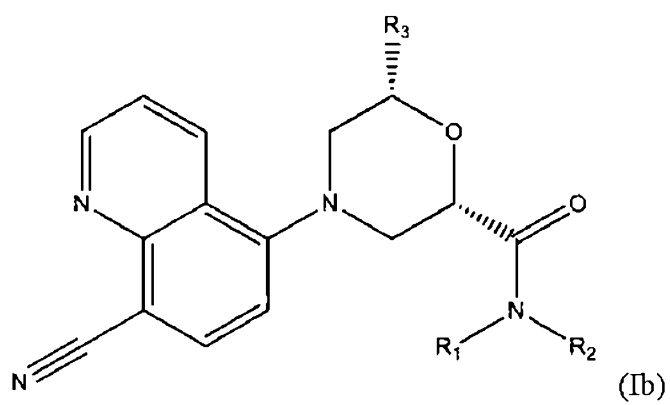
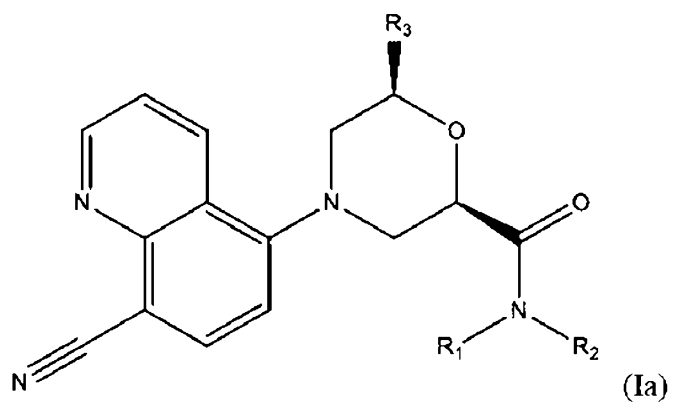
$-OH$, methoxy, ethoxy, $-OCH(CH_3)_2$, $-O(CH_2)_2CH_3$, phenyl, furanyl, $-O(CH_2)_2OH$, phenoxy, methylthio, $-F$, $-N(CH_3)_2$, cyano, pyridinyloxy, fluorophenoxy, isochromanyl, phenol, benzylamino, $-NHCH_3$, oxo-, amino, carboxyl, 7-member spiroaminyl, a three to six member cycloalkyl, saturated or unsaturated and optionally including one or more heteroatoms selected from O and N, and optionally substituted at one or more C or N atoms by methyl, cyano, fluoro, methylamino, or trifluoromethyl; or the other is

C_3 - C_7 cycloalkane, saturated or unsaturated, optionally bridged, optionally including one or more heteroatoms selected from O, S, and N, and optionally substituted at one or more C or N atoms by methyl, ethyl, pyridinyl, azetidinyl, acetamidyl, carboxamidyl, cyano, fluoro, methylamino, or trifluoromethyl; or

R_1 and R_2 , together with the nitrogen atom to which they are attached, form an 8 to 11 member spirodiamine, an 8 member bicyclic diamine, a 7 member spiroxamine, a piperidinyl optionally substituted with ethyl, or a four to six member cycloalkyl, optionally substituted with at least one of carboxamidyl, aminomethyl, methyl, (ethylamino)methyl, (dimethylamino)methyl, dimethylamino, (methylamino)methyl, and amino; and wherein

R_3 is $-H$ or methyl.

2. The compound of formula 1, wherein said compound has a stereochemical configuration selected from one of those shown in the group consisting of Formula (Ia), Formula (Ib), Formula (1c), and Formula (1d):



3. The compound of form 1, wherein said compound is selected from the group consisting of:

- 5-((2*R*,6*R*)-2-formyl-6-methylmorpholino)quinoline-8-carbonitrile;
- (2*R*,6*R*)-4-(8-cyanoquinolin-5-yl)-*N*-ethyl-6-methylmorpholine-2-carboxamide;
- (2*R*,6*R*)-4-(8-cyanoquinolin-5-yl)-*N*-isopropyl-6-methylmorpholine-2-carboxamide;
- 5-((2*R*,6*R*)-2-formyl-6-methylmorpholino)quinoline-8-carbonitrile;
- (2*R*,6*R*)-methyl 4-(8-cyanoquinolin-5-yl)-6-methylmorpholine-2-carboxylate;
- (6*R*)-4-(8-cyanoquinolin-5-yl)-6-methylmorpholine-2-carboxamide;
- 5-((2*R*,6*R*)-2-((*S*)-3-ethylpiperazine-1-carbonyl)-6-methylmorpholino)quinoline-8-carbonitrile;
- (2*R*,6*R*)-4-(8-cyanoquinolin-5-yl)-*N*-(3,4-difluorobenzyl)-6-methylmorpholine-2-carboxamide;
- 5-((2*R*,6*R*)-2-((*S*)-3-aminopyrrolidine-1-carbonyl)-6-methylmorpholino)quinoline-8-carbonitrile;
- 5-((2*R*,6*R*)-2-(azetidine-1-carbonyl)-6-methylmorpholino)quinoline-8-carbonitrile;
- 5-((2*R*,6*R*)-2-([1,4'-bipiperidine]-1'-carbonyl)-6-methylmorpholino)quinoline-8-carbonitrile;
- (2*R*,6*R*)-4-(8-cyanoquinolin-5-yl)-*N*-cyclopropyl-6-methylmorpholine-2-carboxamide;
- 5-((2*R*,6*R*)-2-(3-aminoazetidine-1-carbonyl)-6-methylmorpholino)quinoline-8-carbonitrile;
- (2*R*,6*R*)-4-(8-cyanoquinolin-5-yl)-*N*-(2-hydroxyethyl)-6-methylmorpholine-2-carboxamide;
- (2*R*,6*R*)-4-(8-cyanoquinolin-5-yl)-*N*-(2-methoxyethyl)-6-methylmorpholine-2-carboxamide;
- (2*R*,6*R*)-4-(8-cyanoquinolin-5-yl)-*N*-((*R*)-2-hydroxypropyl)-6-methylmorpholine-2-carboxamide;
- (2*R*,6*R*)-4-(8-cyanoquinolin-5-yl)-*N*-((*S*)-1-hydroxypropan-2-yl)-6-methylmorpholine-2-carboxamide;
- (2*R*,6*R*)-4-(8-cyanoquinolin-5-yl)-*N*-((*R*)-1-hydroxypropan-2-yl)-6-methylmorpholine-2-carboxamide;

(2*R*,6*R*)-4-(8-cyanoquinolin-5-yl)-*N*-((*S*)-1-hydroxybutan-2-yl)-6-methylmorpholine-2-carboxamide;

(2*R*,6*R*)-4-(8-cyanoquinolin-5-yl)-*N*-((*S*)-1-hydroxy-3-methylbutan-2-yl)-6-methylmorpholine-2-carboxamide;

(2*R*,6*R*)-4-(8-cyanoquinolin-5-yl)-*N*-((*S*)-2-hydroxy-1-phenylethyl)-6-methylmorpholine-2-carboxamide;

(2*R*,6*R*)-4-(8-cyanoquinolin-5-yl)-*N*-((*R*)-2-hydroxy-1-phenylethyl)-6-methylmorpholine-2-carboxamide;

(2*R*,6*R*)-4-(8-cyanoquinolin-5-yl)-*N*-(2-hydroxybutyl)-6-methylmorpholine-2-carboxamide;

(2*R*,6*R*)-4-(8-cyanoquinolin-5-yl)-*N*-(2-ethoxyethyl)-6-methylmorpholine-2-carboxamide;

(2*R*,6*R*)-4-(8-cyanoquinolin-5-yl)-*N*-((*R*)-1-hydroxybutan-2-yl)-6-methylmorpholine-2-carboxamide;

(2*R*,6*R*)-4-(8-cyanoquinolin-5-yl)-*N*-(1,3-dihydroxypropan-2-yl)-6-methylmorpholine-2-carboxamide;

(2*R*,6*R*)-4-(8-cyanoquinolin-5-yl)-*N*-(2,3-dihydroxypropyl)-6-methylmorpholine-2-carboxamide;

(2*R*,6*R*)-4-(8-cyanoquinolin-5-yl)-6-methyl-*N*-(((*R*)-tetrahydrofuran-2-yl)methyl)morpholine-2-carboxamide;

(2*R*,6*R*)-4-(8-cyanoquinolin-5-yl)-6-methyl-*N*-((tetrahydrofuran-2-yl)methyl)morpholine-2-carboxamide;

(2*R*,6*R*)-4-(8-cyanoquinolin-5-yl)-6-methyl-*N*-(2-propoxyethyl)morpholine-2-carboxamide;

(2*R*,6*R*)-4-(8-cyanoquinolin-5-yl)-*N*-((*R*)-1-hydroxypentan-2-yl)-6-methylmorpholine-2-carboxamide;

(2*R*,6*R*)-4-(8-cyanoquinolin-5-yl)-*N*-(2-isopropoxyethyl)-6-methylmorpholine-2-carboxamide;

(2*R*,6*R*)-4-(8-cyanoquinolin-5-yl)-*N*-(1-methoxybutan-2-yl)-6-methylmorpholine-2-carboxamide;

(2*R*,6*R*)-4-(8-cyanoquinolin-5-yl)-*N*-(2-(2-fluorophenyl)-2-hydroxyethyl)-6-methylmorpholine-2-carboxamide;

(2*R*,6*R*)-4-(8-cyanoquinolin-5-yl)-*N*-((*R*)-1-hydroxy-3-methylbutan-2-yl)-6-methylmorpholine-2-carboxamide;

(2*R*,6*R*)-4-(8-cyanoquinolin-5-yl)-*N*-(2,2-dimethoxyethyl)-6-methylmorpholine-2-carboxamide;

(2*R*,6*R*)-4-(8-cyanoquinolin-5-yl)-*N*-(2-(2-hydroxyethoxy)ethyl)-6-methylmorpholine-2-carboxamide;

(2*R*,6*R*)-4-(8-cyanoquinolin-5-yl)-*N*-((1*S*,2*S*)-2-hydroxycyclohexyl)-6-methylmorpholine-2-carboxamide;

(2*R*,6*R*)-4-(8-cyanoquinolin-5-yl)-*N*-(2-hydroxycyclohexyl)-6-methylmorpholine-2-carboxamide;

(2*R*,6*R*)-4-(8-cyanoquinolin-5-yl)-*N*-(1-hydroxyhexan-2-yl)-6-methylmorpholine-2-carboxamide;

(2*R*,6*R*)-4-(8-cyanoquinolin-5-yl)-*N*-((*S*)-1-hydroxy-3,3-dimethylbutan-2-yl)-6-methylmorpholine-2-carboxamide;

(2*R*,6*R*)-4-(8-cyanoquinolin-5-yl)-*N*-((*S*)-1-hydroxyhexan-2-yl)-6-methylmorpholine-2-carboxamide;

(2*R*,6*R*)-4-(8-cyanoquinolin-5-yl)-*N*-((2*S*,3*S*)-1-hydroxy-3-methylpentan-2-yl)-6-methylmorpholine-2-carboxamide;

(2*R*,6*R*)-4-(8-cyanoquinolin-5-yl)-*N*-((*S*)-1-hydroxy-4-methylpentan-2-yl)-6-methylmorpholine-2-carboxamide;

(2*R*,6*R*)-4-(8-cyanoquinolin-5-yl)-*N*-((*R*)-1-hydroxy-4-methylpentan-2-yl)-6-methylmorpholine-2-carboxamide;

(2*R*,6*R*)-4-(8-cyanoquinolin-5-yl)-6-methyl-*N*-((4-methylmorpholin-2-yl)methyl)morpholine-2-carboxamide;

(2*R*,6*R*)-4-(8-cyanoquinolin-5-yl)-*N*-((*S*)-1-hydroxy-4-(methylthio)butan-2-yl)-6-methylmorpholine-2-carboxamide;

(2*R*,6*R*)-4-(8-cyanoquinolin-5-yl)-6-methyl-*N*-(2-phenoxyethyl)morpholine-2-carboxamide;

(2*R*,6*R*)-4-(8-cyanoquinolin-5-yl)-*N*-((*S*)-1-hydroxy-3-phenylpropan-2-yl)-6-methylmorpholine-2-carboxamide;

(2*R*,6*R*)-4-(8-cyanoquinolin-5-yl)-6-methyl-*N*-(2-phenoxypropyl)morpholine-2-carboxamide;

(2*R*,6*R*)-4-(8-cyanoquinolin-5-yl)-*N*-(2-hydroxy-3-phenylpropyl)-6-methylmorpholine-2-carboxamide;

(2*R*,6*R*)-4-(8-cyanoquinolin-5-yl)-6-methyl-*N*-(2-(pyridin-3-yloxy)propyl)morpholine-2-carboxamide;

(2*R*,6*R*)-4-(8-cyanoquinolin-5-yl)-*N*-(2-(4-fluorophenoxy)ethyl)-6-methylmorpholine-2-carboxamide;

(2*R*,6*R*)-4-(8-cyanoquinolin-5-yl)-*N*-(2-(3-fluorophenyl)-2-hydroxyethyl)-6-methylmorpholine-2-carboxamide;

(2*R*,6*R*)-4-(8-cyanoquinolin-5-yl)-*N*-((*S*)-1-cyclohexyl-3-hydroxypropan-2-yl)-6-methylmorpholine-2-carboxamide;

(2*R*,6*R*)-4-(8-cyanoquinolin-5-yl)-*N*-(isochroman-1-ylmethyl)-6-methylmorpholine-2-carboxamide;

(2*R*,6*R*)-4-(8-cyanoquinolin-5-yl)-*N*-(2-hydroxy-3-phenoxypropyl)-6-methylmorpholine-2-carboxamide;

(2*R*,6*R*)-4-(8-cyanoquinolin-5-yl)-*N*-((*1S*,2*R*)-1-hydroxy-1-(4-hydroxyphenyl)propan-2-yl)-6-methylmorpholine-2-carboxamide;

(2*R*,6*R*)-4-(8-cyanoquinolin-5-yl)-*N*-((*1S*)-1,3-dihydroxy-1-phenylpropan-2-yl)-6-methylmorpholine-2-carboxamide;

(2*R*,6*R*)-4-(8-cyanoquinolin-5-yl)-*N*-(2-hydroxy-3-(piperazin-1-yl)propyl)-6-methylmorpholine-2-carboxamide;

(2*R*,6*R*)-*N*-(azetidin-3-yl)-4-(8-cyanoquinolin-5-yl)-6-methylmorpholine-2-carboxamide;

(2*R*,6*R*)-4-(8-cyanoquinolin-5-yl)-6-methyl-*N*-((*S*)-pyrrolidin-3-yl)morpholine-2-carboxamide;

(2*R*,6*R*)-4-(8-cyanoquinolin-5-yl)-6-methyl-*N*-((*R*)-pyrrolidin-3-yl)morpholine-2-carboxamide;

(2*R*,6*R*)-4-(8-cyanoquinolin-5-yl)-6-methyl-*N*-((*S*)-piperidin-3-yl)morpholine-2-carboxamide;

(2*R*,6*R*)-4-(8-cyanoquinolin-5-yl)-6-methyl-*N*-((*R*)-piperidin-3-yl)morpholine-2-carboxamide;

(2*R*,6*R*)-4-(8-cyanoquinolin-5-yl)-6-methyl-*N*-((*S*)-pyrrolidin-2-ylmethyl)morpholine-2-carboxamide;

(2*R*,6*R*)-*N*-(2-(benzylamino)ethyl)-4-(8-cyanoquinolin-5-yl)-6-methylmorpholine-2-carboxamide;

(2*R*,6*R*)-4-(8-cyanoquinolin-5-yl)-6-methyl-*N*-(pyridin-2-yl)morpholine-2-carboxamide;

(2*R*,6*R*)-4-(8-cyanoquinolin-5-yl)-6-methyl-*N*-(6-methylpyridin-2-yl)morpholine-2-carboxamide;

(2*R*,6*R*)-4-(8-cyanoquinolin-5-yl)-6-methyl-*N*-(5-methylisoxazol-3-yl)morpholine-2-carboxamide;

(2*R*,6*R*)-4-(8-cyanoquinolin-5-yl)-6-methyl-*N*-(2,2,2-trifluoroethyl)morpholine-2-carboxamide;

(2*R*,6*R*)-4-(8-cyanoquinolin-5-yl)-*N*-(2,2-difluoroethyl)-6-methylmorpholine-2-carboxamide;

(2*R*,6*R*)-4-(8-cyanoquinolin-5-yl)-6-methyl-*N*-(3,3,3-trifluoropropyl)morpholine-2-carboxamide;

(2*R*,6*R*)-4-(8-cyanoquinolin-5-yl)-*N*-(2-(dimethylamino)-2-methylpropyl)-6-methylmorpholine-2-carboxamide;

(2*R*,6*R*)-4-(8-cyanoquinolin-5-yl)-6-methyl-*N*-((*S*)-morpholin-2-ylmethyl)morpholine-2-carboxamide hydrochloride;

(2*R*,6*R*)-4-(8-cyanoquinolin-5-yl)-6-methyl-*N*-(((*S*)-4-methylmorpholin-2-yl)methyl)morpholine-2-carboxamide acetic acetate;

(2*R*,6*R*)-4-(8-cyanoquinolin-5-yl)-*N*-(2-fluoroethyl)-6-methylmorpholine-2-carboxamide;

(2*R*,6*R*)-4-(8-cyanoquinolin-5-yl)-*N*-(3-fluoropropyl)-6-methylmorpholine-2-carboxamide;

(2*R*,6*R*)-4-(8-cyanoquinolin-5-yl)-6-methyl-*N*-((*S*)-1,1,1-trifluoropropan-2-yl)morpholine-2-carboxamide;

(2*R*,6*R*)-4-(8-cyanoquinolin-5-yl)-6-methyl-*N*-((*R*)-1,1,1-trifluoropropan-2-yl)morpholine-2-carboxamide;

(2*R*,6*R*)-4-(8-cyanoquinolin-5-yl)-*N*-(1,3-dimethyl-1*H*-pyrazol-5-yl)-6-methylmorpholine-2-carboxamide;

(2*R*,6*R*)-4-(8-cyanoquinolin-5-yl)-6-methyl-*N*-(1-methyl-1*H*-pyrazol-5-yl)morpholine-2-carboxamide;

(2*R*,6*R*)-*N*-(cyanomethyl)-4-(8-cyanoquinolin-5-yl)-6-methylmorpholine-2-carboxamide;

(2*R*,6*R*)-*N*-(1-cyanocyclopropyl)-4-(8-cyanoquinolin-5-yl)-6-methylmorpholine-2-carboxamide;

(2*R*,6*R*)-4-(8-cyanoquinolin-5-yl)-6-methyl-*N*-(1,2,4-thiadiazol-5-yl)morpholine-2-carboxamide;

(2*R*,6*R*)-4-(8-cyanoquinolin-5-yl)-6-methyl-*N*-(3-methyl-1,2,4-thiadiazol-5-yl)morpholine-2-carboxamide;

(2*R*,6*R*)-4-(8-cyanoquinolin-5-yl)-6-methyl-*N*-(piperidin-4-yl)morpholine-2-carboxamide;

5-((2*R*,6*R*)-2-methyl-6-(2,6-diazaspiro[3.4]octane-2-carbonyl)morpholino)quinoline-8-carbonitrile hydrochloride;

5-((2*R*,6*R*)-2-methyl-6-(3-((methylamino)methyl)azetidine-1-carbonyl)morpholino)quinoline-8-carbonitrile hydrochloride;

(2*R*,6*R*)-4-(8-cyanoquinolin-5-yl)-*N*-((4-fluoropiperidin-4-yl)methyl)-6-methylmorpholine-2-carboxamide hydrochloride;

(2*R*,6*R*)-*N*-(azetidin-3-ylmethyl)-4-(8-cyanoquinolin-5-yl)-6-methylmorpholine-2-carboxamide hydrochloride;

5-((2*R*,6*R*)-2-methyl-6-(2,6-diazaspiro[3.5]nonane-2-carbonyl)morpholino)quinoline-8-carbonitrile hydrochloride;

5-((2*R*,6*R*)-2-methyl-6-(1,6-diazaspiro[3.4]octane-1-carbonyl)morpholino)quinoline-8-carbonitrile hydrochloride;

5-((2*R*,6*R*)-2-methyl-6-(1,7-diazaspiro[4.4]nonane-7-carbonyl)morpholino)quinoline-8-carbonitrile hydrochloride;

(2*R*,6*R*)-*N*-(3-carbamoyl-1-methyl-1*H*-pyrazol-4-yl)-4-(8-cyanoquinolin-5-yl)-6-methylmorpholine-2-carboxamide;

(2*R*,6*R*)-4-(8-cyanoquinolin-5-yl)-6-methyl-*N*-(oxetan-3-ylmethyl)morpholine-2-carboxamide;

(2*R*,6*R*)-4-(8-cyanoquinolin-5-yl)-6-methyl-*N*-(tetrahydro-2*H*-pyran-4-yl)morpholine-2-carboxamide;

(2*R*,6*R*)-4-(8-cyanoquinolin-5-yl)-6-methyl-*N*-(tetrahydrofuran-3-yl)morpholine-2-carboxamide;

(2*R*,6*R*)-4-(8-cyanoquinolin-5-yl)-6-methyl-*N*-((3-methyloxetan-3-yl)methyl)morpholine-2-carboxamide;

5-((2*R*,6*R*)-2-methyl-6-(2-oxa-6-azaspiro[3.3]heptane-6-carbonyl)morpholino)quinoline-8-carbonitrile;

(2*R*,6*R*)-4-(8-cyanoquinolin-5-yl)-6-methyl-*N*-(oxetan-3-yl)morpholine-2-carboxamide;

(2*R*,6*R*)-*N*-((3-(aminomethyl)oxetan-3-yl)methyl)-4-(8-cyanoquinolin-5-yl)-6-methylmorpholine-2-carboxamide;

(2*R*,6*R*)-4-(8-cyanoquinolin-5-yl)-6-methyl-*N*-(oxetan-2-ylmethyl)morpholine-2-carboxamide;

5-((2*R*,6*R*)-2-methyl-6-(piperazine-1-carbonyl)morpholino)quinoline-8-carbonitrile hydrochloride;

(2*R*,6*R*)-4-(8-cyanoquinolin-5-yl)-6-methyl-*N*-(2-(methylamino)ethyl)morpholine-2-carboxamide;

(2*R*,6*R*)-4-(8-cyanoquinolin-5-yl)-6-methyl-*N*-((*S*)-3,3,3-trifluoro-2-hydroxypropyl)morpholine-2-carboxamide;

(2*R*,6*R*)-4-(8-cyanoquinolin-5-yl)-6-methyl-*N*-((*R*)-3,3,3-trifluoro-2-hydroxypropyl)morpholine-2-carboxamide;

methyl 2-((2*R*,6*R*)-4-(8-cyanoquinolin-5-yl)-6-methylmorpholine-2-carboxamido)acetate;

(2*R*,6*R*)-4-(8-cyanoquinolin-5-yl)-*N*-(2-(dimethylamino)ethyl)-6-methylmorpholine-2-carboxamide;

(2*R*,6*R*)-4-(8-cyanoquinolin-5-yl)-6-methyl-*N*-((*S*)-4,4,4-trifluoro-3-hydroxybutyl)morpholine-2-carboxamide;

(2*R*,6*R*)-4-(8-cyanoquinolin-5-yl)-6-methyl-*N*-((*R*)-4,4,4-trifluoro-3-hydroxybutyl)morpholine-2-carboxamide;

(2*R*,6*R*)-*N*-(3-amino-4,4,4-trifluorobutyl)-4-(8-cyanoquinolin-5-yl)-6-methylmorpholine-2-carboxamide;

2-((2*R*,6*R*)-4-(8-cyanoquinolin-5-yl)-6-methylmorpholine-2-carboxamido)acetic acid;

1-((2*R*,6*R*)-4-(8-cyanoquinolin-5-yl)-6-methylmorpholine-2-carbonyl)azetidine-3-carboxamide;

5-((2*R*,6*R*)-2-methyl-6-(2,7-diazaspiro[4.4]nonane-2-carbonyl)morpholino)quinoline-8-carbonitrile hydrochloride;

5-((2*R*,6*R*)-2-methyl-6-(3,9-diazaspiro[5.5]undecane-3-carbonyl)morpholino)quinoline-8-carbonitrile hydrochloride;

(2*R*,6*R*)-*N*-(3-carbamoylpyridin-4-yl)-4-(8-cyanoquinolin-5-yl)-6-methylmorpholine-2-carboxamide;

(2*R*,6*R*)-4-(8-cyanoquinolin-5-yl)-6-methyl-*N*-((*R*)-morpholin-2-ylmethyl)morpholine-2-carboxamide;

(2*R*,6*R*)-4-(8-cyanoquinolin-5-yl)-6-methyl-*N*-(pyridin-4-yl)morpholine-2-carboxamide;

(2*R*,6*R*)-4-(8-cyanoquinolin-5-yl)-6-methyl-*N*-(pyridin-3-yl)morpholine-2-carboxamide;

(2*R*,6*R*)-4-(8-cyanoquinolin-5-yl)-6-methyl-*N*-(1-(piperidin-4-yl)-1*H*-pyrazol-4-yl)morpholine-2-carboxamide hydrochloride;

(2*R*,6*R*)-*N*-(1-(azetidin-3-yl)-1*H*-pyrazol-4-yl)-4-(8-cyanoquinolin-5-yl)-6-methylmorpholine-2-carboxamide hydrochloride;

(2*R*,6*R*)-*N*-((1*H*-pyrazol-5-yl)methyl)-4-(8-cyanoquinolin-5-yl)-6-methylmorpholine-2-carboxamide;

(2*R*,6*R*)-*N*-((1*H*-pyrazol-4-yl)methyl)-4-(8-cyanoquinolin-5-yl)-6-methylmorpholine-2-carboxamide;

(2*R*,6*R*)-4-(8-cyanoquinolin-5-yl)-6-methyl-*N*-((3-(trifluoromethyl)pyridin-2-yl)methyl)morpholine-2-carboxamide;

(2*R*,6*R*)-4-(8-cyanoquinolin-5-yl)-6-methyl-*N*-(1-(pyridin-2-yl)ethyl)morpholine-2-carboxamide;

(2*R*,6*R*)-4-(8-cyanoquinolin-5-yl)-6-methyl-*N*-(pyridin-2-ylmethyl)morpholine-2-carboxamide;

(2*R*,6*R*)-4-(8-cyanoquinolin-5-yl)-6-methyl-*N*-((6-methylpyridin-2-yl)methyl)morpholine-2-carboxamide;

(2*R*,6*R*)-4-(8-cyanoquinolin-5-yl)-6-methyl-*N*-((1-methylpiperidin-2-yl)methyl)morpholine-2-carboxamide;

(2*R*,6*R*)-4-(8-cyanoquinolin-5-yl)-6-methyl-*N*-((3-methylpyridin-2-yl)methyl)morpholine-2-carboxamide;

(2*R*,6*R*)-*N*-(4-cyano-1*H*-pyrazol-3-yl)-4-(8-cyanoquinolin-5-yl)-6-methylmorpholine-2-carboxamide;

(2*R*,6*R*)-4-(8-cyanoquinolin-5-yl)-*N*-((3*S*,4*R*)-4-fluoro-1-methylpyrrolidin-3-yl)-6-methylmorpholine-2-carboxamide;

(2*R*,6*R*)-4-(8-cyanoquinolin-5-yl)-*N*-((3*S*,4*R*)-4-fluoropiperidin-3-yl)-*N*,6-dimethylmorpholine-2-carboxamide hydrochloride;

5-((2*R*,6*R*)-2-(3-(aminomethyl)azetidine-1-carbonyl)-6-methylmorpholino)quinoline-8-carbonitrile;

5-((2*R*,6*R*)-2-(3-((ethylamino)methyl)azetidine-1-carbonyl)-6-methylmorpholino)quinoline-8-carbonitrile;

5-((2*R*,6*R*)-2-(3-((dimethylamino)methyl)azetidine-1-carbonyl)-6-methylmorpholino)quinoline-8-carbonitrile;

(2*R*,6*R*)-4-(8-cyanoquinolin-5-yl)-6-methyl-*N*-(1-methylazepan-4-yl)morpholine-2-carboxamide;

(2*R*,6*R*)-4-(8-cyanoquinolin-5-yl)-6-methyl-*N*-(((2*R*,6*R*)-6-methylmorpholin-2-yl)methyl)morpholine-2-carboxamide;

5-((2*R*,6*R*)-2-methyl-6-(octahydropyrrolo[3,4-*c*]pyrrole-2-carbonyl)morpholino)quinoline-8-carbonitrile;

(2*R*,6*R*)-4-(8-cyanoquinolin-5-yl)-6-methyl-*N*-((*R*)-pyrrolidin-2-ylmethyl)morpholine-2-carboxamide hydrochloride;

(2*R*,6*R*)-4-(8-cyanoquinolin-5-yl)-6-methyl-*N*-((*S*)-piperidin-2-ylmethyl)morpholine-2-carboxamide hydrochloride;

(2*R*,6*R*)-*N*-((1*R*,3*R*,5*S*)-8-azabicyclo[3.2.1]octan-3-yl)-4-(8-cyanoquinolin-5-yl)-6-methylmorpholine-2-carboxamide hydrochloride;

(2*R*,6*R*)-*N*-(azepan-4-yl)-4-(8-cyanoquinolin-5-yl)-6-methylmorpholine-2-carboxamide hydrochloride;

(2*R*,6*R*)-*N*-((1*R*,5*S*,6*S*)-3-azabicyclo[3.1.0]hexan-6-yl)-4-(8-cyanoquinolin-5-yl)-6-methylmorpholine-2-carboxamide hydrochloride;

(2*R*,6*R*)-4-(8-cyanoquinolin-5-yl)-*N*-6-dimethylmorpholine-2-carboxamide;

(2*R*,6*R*)-4-(8-cyanoquinolin-5-yl)-*N*-(((2*S*,6*R*)-4,6-dimethylmorpholin-2-yl)methyl)-6-methylmorpholine-2-carboxamide;

5-((2*R*,6*R*)-2-(4-(dimethylamino)piperidine-1-carbonyl)-6-methylmorpholino)quinoline-8-carbonitrile;

(2*R*,6*R*)-4-(8-cyanoquinolin-5-yl)-6-methyl-*N*-(1-methylpiperidin-4-yl)morpholine-2-carboxamide;

(2*R*,6*R*)-4-(8-cyanoquinolin-5-yl)-*N*-((3*S*,4*R*)-4-fluoropyrrolidin-3-yl)-6-methylmorpholine-2-carboxamide hydrochloride;

(2*R*,6*R*)-4-(8-cyanoquinolin-5-yl)-*N*-((3*S*,4*R*)-4-fluoropiperidin-3-yl)-6-methylmorpholine-2-carboxamide hydrochloride;

(2*R*,6*R*)-4-(8-cyanoquinolin-5-yl)-6-methyl-*N*-(2-azaspiro[3.3]heptan-6-yl)morpholine-2-carboxamide hydrochloride;

(2*R*,6*R*)-*N*-(1-(2-amino-2-oxoethyl)piperidin-4-yl)-4-(8-cyanoquinolin-5-yl)-6-methylmorpholine-2-carboxamide;

5-((2*R*,6*R*)-2-(4-aminopiperidine-1-carbonyl)-6-methylmorpholino)quinoline-8-carbonitrile;

5-((2*R*,6*R*)-2-(4-amino-4-methylpiperidine-1-carbonyl)-6-methylmorpholino)quinoline-8-carbonitrile;

(2*R*,6*R*)-4-(8-cyanoquinolin-5-yl)-*N*,6-dimethyl-*N*-((*R*)-piperidin-3-yl)morpholine-2-carboxamide hydrochloride;

(2*R*,6*R*)-*N*-(2-carbamoylpyridin-4-yl)-4-(8-cyanoquinolin-5-yl)-6-methylmorpholine-2-carboxamide hydrochloride;

(2*R*,6*R*)-4-(8-cyanoquinolin-5-yl)-*N*,6-dimethyl-*N*-((*S*)-piperidin-3-yl)morpholine-2-carboxamide hydrochloride;

(2*R*,6*R*)-4-(8-cyanoquinolin-5-yl)-*N*-(1-ethylpiperidin-4-yl)-6-methylmorpholine-2-carboxamide;

(2*R*,6*R*)-4-(8-cyanoquinolin-5-yl)-*N*-(1-ethylpiperidin-3-yl)-6-methylmorpholine-2-carboxamide;

(2*R*,6*R*)-4-(8-cyanoquinolin-5-yl)-6-methyl-*N*-((*R*)-1-methylpiperidin-3-yl)morpholine-2-carboxamide hydrochloride;

(2*R*,6*R*)-4-(8-cyanoquinolin-5-yl)-6-methyl-*N*-(4-methylpiperidin-4-yl)morpholine-2-carboxamide;

(2*R*,6*R*)-*N*-(2-amino-2-methylpropyl)-4-(8-cyanoquinolin-5-yl)-6-methylmorpholine-2-carboxamide;

rel-(2*R*,6*R*)-4-(8-cyanoquinolin-5-yl)-*N*-((3*R*,4*S*)-4-fluoropyrrolidin-3-yl)-6-methylmorpholine-2-carboxamide hydrochloride;

rel-(2*R*,6*R*)-4-(8-cyanoquinolin-5-yl)-*N*-((3*S*,4*R*)-4-fluoropyrrolidin-3-yl)-6-methylmorpholine-2-carboxamide hydrochloride;

(2*R*,6*R*)-*N*-(azepan-3-yl)-4-(8-cyanoquinolin-5-yl)-6-methylmorpholine-2-carboxamide hydrochloride;

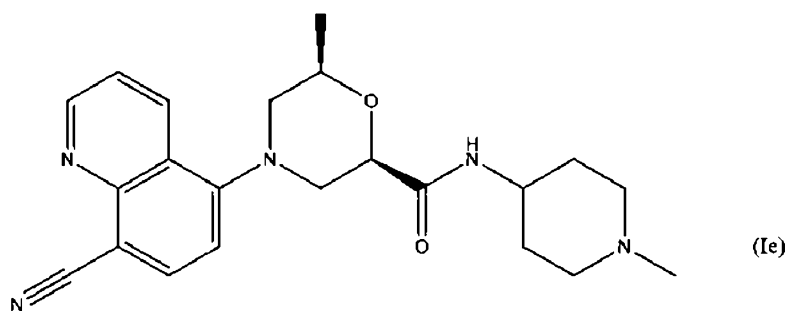
(2*R*,6*R*)-4-(8-cyanoquinolin-5-yl)-6-methyl-*N*-(1-methylazepan-3-yl)morpholine-2-carboxamide hydrochloride;

(2*R*,6*R*)-4-(8-cyanoquinolin-5-yl)-*N*-(1,4-dimethylpiperidin-4-yl)-6-methylmorpholine-2-carboxamide; and

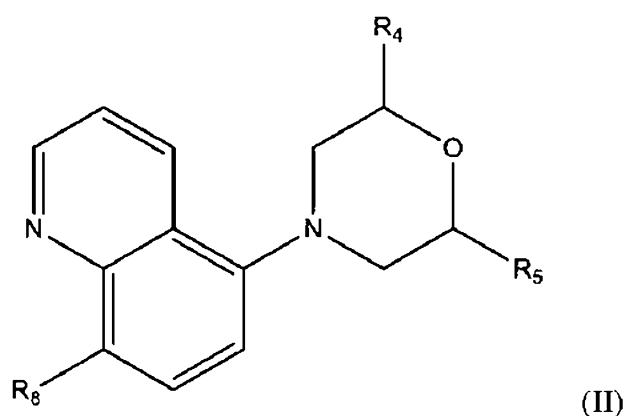
(2*R*,6*R*)-4-(8-cyanoquinolin-5-yl)-*N*-(4-fluoro-1-methylpiperidin-3-yl)-6-methylmorpholine-2-carboxamide hydrochloride.

4. The compound of form 3, wherein said compound is selected from the group consisting of rel-(2*R*,6*R*)-4-(8-cyanoquinolin-5-yl)-*N*-((3*R*,4*S*)-4-fluoropyrrolidin-3-yl)-6-methylmorpholine-2-carboxamide hydrochloride and (2*R*,6*R*)-4-(8-cyanoquinolin-5-yl)-6-methyl-*N*-(1-methylpiperidin-4-yl)morpholine-2-carboxamide.

5. A compound of Formula (Ie), with relative stereochemistry indicated:



6. A compound of Formula (II):



wherein

R_4 is -H or methyl;

R_5 is C_1 - C_5 alkyl that is saturated, partially saturated, or unsaturated, and that is optionally substituted with:

-H, -Cl, -F, -OH, -NH₂, oxo-, -N(CH₂CH₃)₂, phenyl, cyclohexyl, phenyltriazolyl, cyclohexyltriazolyl, pyridinyl, pyrrolidinyl,

morpholinyl optionally substituted with methyl or hydroxymethyl,

-O-, substituted with:

C_1 - C_6 alkyl, methylphenyl, methylcyclohexyl, pyridinyl, diazinyl, or phenyl optionally substituted with -F or methyl,

-NH-, substituted with:

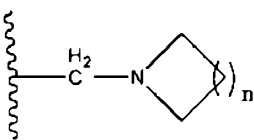
C_2 - C_7 alkyl that is linear, branched, or cyclic, saturated or unsaturated, and optionally substituted with oxo-, phenyl, methyl, or -OH,

pyridinyl optionally substituted with methyl, methoxy, phenyl, or amino,

diazinyl optionally substituted with ethyl,

benzoimidazolyl, methylphenyl, phenylpyrazolyl, naphthyridyl,

phenyl optionally substituted with -F, methyl, ethyl, or ethoxy,
imidazolidinyl optionally substituted with methyl

or R₅ is , wherein n is 1-3, and wherein the cyclic amine is optionally substituted with

C₁-C₃ alkyl optionally substituted with

-OH, -F, phenyl, -NH₂, cyclohexyl, -N(CH₃)₂, -C(O)NH₂, methylsulfonamidyl, benzenesulfonamidyl, methylbenzenesulfonamidyl, or

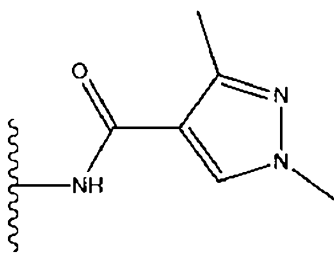
pyrrolidinyl optionally substituted with methyl or hydroxyl, or

-NHC(O)R₆, wherein R₆ is

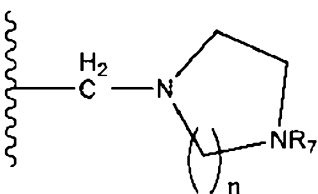
C₁-C₅ alkyl, phenyl, pyridinyl, fluorophenyl, methylsulfonyl, fluorobenzenesulfonyl, dimethyl pyrazole sulfonyl, or

pyrazolyl optionally substituted with methyl;

piperidinyl optionally substituted with -C(O)CH₃, -C(O)CH₂CH₃, methyl, oxo-,

C(O)Ph, -NH₂, -NH-C(O)CH₃, or ,

piperazinyl optionally substituted with -C(O)OC(CH₃)₃, methyl, -C(O)CH₃, -C(O)Ph, C(O)CH(CH₃)₂, -C(O)CH₃, or methylsulfonyl; or

R₅ is , where n is 1 or 2, and wherein the cyclic diamine is optionally substituted on at least one carbon atom with

methyl, oxo-, -N(CH₃)₂, amino, -CH₂CH₃, or

piperidinyl optionally substituted with methyl, -C(O)CH₃, -C(O)CH(CH₃)₂, -C(O)Ph, or -C(O)OC(CH₃)₃, and

wherein R₇ is -H, phenyl, -C(O)CH₃, C₁-C₃ alkyl, -C(O)NH₂, or -C(O)Ph; and

R₈ is methoxy or cyano.

7. The compound of form 3, wherein said compound is selected from the group consisting of:

- 5-((2*R*,6*S*)-2,6-dimethylmorpholino)quinoline-8-carbonitrile;
- 5-((2*R*,6*S*)-2,6-dimethylmorpholino)quinoline-8-carbonitrile dihydrochloride;
- 5-((2*R*,6*S*)-2,6-dimethylmorpholino)quinoline-8-carbonitrile methanesulfonate;
- 5-((2*R*,6*S*)-2,6-dimethylmorpholino)quinoline-8-carbonitrile bis(2,2,2-trifluoroacetate);
- 5-((2*R*,6*S*)-2,6-dimethylmorpholino)quinoline-8-carbonitrile bis(sulfonate);
- 5-((2*R*,6*S*)-2,6-dimethylmorpholino)quinoline-8-carbonitrile sulfonate;
- 5-((2*S*,6*R*)-2,6-dimethylmorpholino)quinoline-8-carbonitrile 2,3-dihydroxysuccinate;
- 5-((2*S*,6*R*)-2,6-dimethylmorpholino)quinoline-8-carbonitrile dimethanesulfonate;
- 5-(2-(chloromethyl)morpholino)quinoline-8-carbonitrile;
- (*S*)-5-(2-(chloromethyl)morpholino)quinoline-8-carbonitrile;
- N*-(((2*S*,6*R*)-4-(8-cyanoquinolin-5-yl)-6-methylmorpholin-2-yl)methyl)acetamide;
- N*-(((2*S*,6*R*)-4-(8-cyanoquinolin-5-yl)-6-methylmorpholin-2-yl)methyl)pivalamide;
- 5-(2-methylmorpholino)quinoline-8-carbonitrile;
- 5-((2*S*,6*S*)-2,6-dimethylmorpholino)quinoline-8-carbonitrile;
- 5-(2-ethylmorpholino)quinoline-8-carbonitrile;
- 5-((2*S*,6*R*)-2-(aminomethyl)-6-methylmorpholino)quinoline-8-carbonitrile;
- 5-(2-(hydroxymethyl)-6-methylmorpholino)quinoline-8-carbonitrile;
- (2*R*,6*S*)-4-(8-methoxyquinolin-5-yl)-2,6-dimethylmorpholine;
- 5-((2*R*,6*S*)-2,6-dimethylmorpholino)quinoline-8-carboxamide;
- (*R*)-5-(2-methylmorpholino)quinoline-8-carbonitrile;
- 5-((2*R*,6*R*)-2-(hydroxymethyl)-6-methylmorpholino)quinoline-8-carbonitrile;
- 5-((2*R*,6*R*)-2-(methoxymethyl)-6-methylmorpholino)quinoline-8-carbonitrile;
- 5-((2*R*,6*R*)-2-((benzyloxy)methyl)-6-methylmorpholino)quinoline-8-carbonitrile;
- 5-((2*R*,6*R*)-2-(fluoromethyl)-6-methylmorpholino)quinoline-8-carbonitrile;
- 5-((2*R*,6*R*)-2-(ethoxymethyl)-6-methylmorpholino)quinoline-8-carbonitrile;
- 5-((2*R*,6*R*)-2-(isopropoxymethyl)-6-methylmorpholino)quinoline-8-carbonitrile;
- 5-((2*R*,6*R*)-2-(isobutoxymethyl)-6-methylmorpholino)quinoline-8-carbonitrile;
- 5-((2*R*,6*R*)-2-(chloromethyl)-6-methylmorpholino)quinoline-8-carbonitrile;
- 5-((2*R*,6*R*)-2-((hexyloxy)methyl)-6-methylmorpholino)quinoline-8-carbonitrile;
- 5-((2*R*,6*R*)-2-((cyclohexylmethoxy)methyl)-6-methylmorpholino)quinoline-8-carbonitrile;

5-((2*R*,6*S*)-2-methyl-6-propylmorpholino)quinoline-8-carbonitrile;
 5-((2*S*,6*S*)-2-(fluoromethyl)-6-methylmorpholino)quinoline-8-carbonitrile;
 5-((2*S*,6*S*)-2-(chloromethyl)-6-methylmorpholino)quinoline-8-carbonitrile;
 5-((2*R*,6*R*)-2-((2,6-dimethylphenoxy)methyl)-6-methylmorpholino)quinoline-8-carbonitrile;
 5-((2*R*,6*S*)-2,6-diethylmorpholino)quinoline-8-carbonitrile;
 5-((2*R*,6*S*)-2-methyl-6-pentylmorpholino)quinoline-8-carbonitrile;
 5-((2*R*,6*R*)-2-formyl-6-methylmorpholino)quinoline-8-carbonitrile;
 5-((2*R*,6*R*)-2-((benzyloxy)methyl)-6-ethylmorpholino)quinoline-8-carbonitrile;
N-((2*S*,6*R*)-4-(8-cyanoquinolin-5-yl)-6-methylmorpholin-2-yl)methyl)-2-phenylpropanamide;
 5-((2*R*,6*R*)-2-(1-hydroxyallyl)-6-methylmorpholino)quinoline-8-carbonitrile;
 5-((2*R*,6*R*)-2-((*S*)-1-hydroxyallyl)-6-methylmorpholino)quinoline-8-carbonitrile;
N-((2*S*,6*R*)-4-(8-cyanoquinolin-5-yl)-6-methylmorpholin-2-yl)methyl)-1-phenylcyclobutanecarboxamide;
 5-((2*R*,6*R*)-2-((*R*)-1-hydroxyallyl)-6-methylmorpholino)quinoline-8-carbonitrile;
 5-((2*R*,6*S*)-2-methyl-6-(pyrrolidin-1-ylmethyl)morpholino)quinoline-8-carbonitrile;
 5-((2*S*,6*R*)-2-((diethylamino)methyl)-6-methylmorpholino)quinoline-8-carbonitrile;
 5-((2*S*,6*R*)-2-((benzylamino)methyl)-6-methylmorpholino)quinoline-8-carbonitrile;
 5-((2*R*,6*R*)-2-methyl-6-(phenoxymethyl)morpholino)quinoline-8-carbonitrile;
 5-((2*R*,6*R*)-2-methyl-6-((*m*-tolylloxy)methyl)morpholino)quinoline-8-carbonitrile;
 5-((2*R*,6*R*)-2-methyl-6-((*p*-tolylloxy)methyl)morpholino)quinoline-8-carbonitrile;
 5-((2*R*,6*R*)-2-(1-hydroxypropyl)-6-methylmorpholino)quinoline-8-carbonitrile;
 5-((2*R*,6*R*)-2-((*R*)-1-hydroxypentyl)-6-methylmorpholino)quinoline-8-carbonitrile;
 5-((2*R*,6*R*)-2-((*S*)-1-hydroxypentyl)-6-methylmorpholino)quinoline-8-carbonitrile;
 5-((2*R*,6*R*)-2-((*R*)-cyclohexyl(hydroxy)methyl)-6-methylmorpholino)quinoline-8-carbonitrile;
 5-((2*R*,6*R*)-2-((*S*)-cyclohexyl(hydroxy)methyl)-6-methylmorpholino)quinoline-8-carbonitrile;
N-((2*S*,6*R*)-4-(8-cyanoquinolin-5-yl)-6-methylmorpholin-2-yl)methyl)-2-phenylacetamide;
 5-((2*R*,6*R*)-2-((*R*)-1-hydroxy-2-phenylethyl)-6-methylmorpholino)quinoline-8-carbonitrile;

- 5-((2*R*,6*R*)-2-((*S*)-1-hydroxy-2-phenylethyl)-6-methylmorpholino)quinoline-8-carbonitrile;
- 5-((2*R*,6*R*)-2-((*R*)-1-hydroxy-3-phenylpropyl)-6-methylmorpholino)quinoline-8-carbonitrile;
- 5-((2*R*,6*R*)-2-((*S*)-1-hydroxy-3-phenylpropyl)-6-methylmorpholino)quinoline-8-carbonitrile;
- 5-((2*R*,6*S*)-2-methyl-6-((phenylamino)methyl)morpholino)quinoline-8-carbonitrile;
- 5-((2*R*,6*S*)-2-methyl-6-((*m*-tolylamino)methyl)morpholino)quinoline-8-carbonitrile;
- 5-((2*R*,6*S*)-2-methyl-6-((*o*-tolylamino)methyl)morpholino)quinoline-8-carbonitrile;
- 5-((2*R*,6*S*)-2-methyl-6-((*p*-tolylamino)methyl)morpholino)quinoline-8-carbonitrile;
- 5-((2*R*,6*R*)-2-((3,4-difluorophenoxy)methyl)-6-methylmorpholino)quinoline-8-carbonitrile;
- 5-((2*R*,6*R*)-2-((3-fluorophenoxy)methyl)-6-methylmorpholino)quinoline-8-carbonitrile;
- 5-((2*S*,6*R*)-2-(((1,2-dimethyl-1*H*-benzo[d]imidazol-5-yl)amino)methyl)-6-methylmorpholino)quinoline-8-carbonitrile;
- 5-((2*S*,6*R*)-2-(((1-ethyl-2-methyl-1*H*-benzo[d]imidazol-5-yl)amino)methyl)-6-methylmorpholino)quinoline-8-carbonitrile;
- 5-((2*S*,6*R*)-2-((cyclohexylamino)methyl)-6-methylmorpholino)quinoline-8-carbonitrile;
- 5-((2*R*,6*R*)-2-((2-fluorophenoxy)methyl)-6-methylmorpholino)quinoline-8-carbonitrile;
- 5-((2*R*,6*R*)-2-methyl-6-propionylmorpholino)quinoline-8-carbonitrile;
- 5-((2*R*,6*R*)-2-(cyclohexanecarbonyl)-6-methylmorpholino)quinoline-8-carbonitrile;
- 5-((2*R*,6*R*)-2-methyl-6-(3-phenylpropanoyl)morpholino)quinoline-8-carbonitrile;
- 5-((2*R*,6*R*)-2-methyl-6-((*o*-tolylloxy)methyl)morpholino)quinoline-8-carbonitrile;
- 5-((2*R*,6*S*)-2-methyl-6-((pyrimidin-2-ylamino)methyl)morpholino)quinoline-8-carbonitrile;
- 5-((2*R*,6*S*)-2-methyl-6-((pyridin-2-ylamino)methyl)morpholino)quinoline-8-carbonitrile;
- 5-((2*R*,6*S*)-2-methyl-6-(((6-methylpyridin-2-yl)amino)methyl)morpholino)quinoline-8-carbonitrile;
- 5-((2*R*,6*S*)-2-methyl-6-(((5-methylpyridin-2-yl)amino)methyl)morpholino)quinoline-8-carbonitrile;

- 5-((2*S*,6*R*)-2-(((*R*)-2-(hydroxymethyl)pyrrolidin-1-yl)methyl)-6-methylmorpholino)quinoline-8-carbonitrile;
- 5-((2*R*,6*R*)-2-((2,2-dimethylpyrrolidin-1-yl)methyl)-6-methylmorpholino)quinoline-8-carbonitrile;
- 5-((2*S*,6*R*)-2-((2-isopropylpyrrolidin-1-yl)methyl)-6-methylmorpholino)quinoline-8-carbonitrile;
- 5-((2*R*,6*S*)-2-methyl-6-(((*S*)-2-methylpyrrolidin-1-yl)methyl)morpholino)quinoline-8-carbonitrile;
- 5-((2*R*,6*S*)-2-methyl-6-(((*S*)-3-phenylpyrrolidin-1-yl)methyl)morpholino)quinoline-8-carbonitrile;
- 5-((2*R*,6*S*)-2-methyl-6-(((*R*)-3-methylpyrrolidin-1-yl)methyl)morpholino)quinoline-8-carbonitrile;
- 5-((2*S*,6*R*)-2-(((*S*)-3-hydroxypyrrrolidin-1-yl)methyl)-6-methylmorpholino)quinoline-8-carbonitrile;
- 5-((2*R*,6*S*)-2-methyl-6-(((4-methylpyridin-2-yl)amino)methyl)morpholino)quinoline-8-carbonitrile;
- 5-((2*R*,6*S*)-2-methyl-6-((3-phenylpyrrolidin-1-yl)methyl)morpholino)quinoline-8-carbonitrile;
- 5-((2*S*,6*R*)-2-(((6-methoxypyridin-3-yl)amino)methyl)-6-methylmorpholino)quinoline-8-carbonitrile;
- 5-((2*R*,6*S*)-2-methyl-6-(((*R*)-2-methylpyrrolidin-1-yl)methyl)morpholino)quinoline-8-carbonitrile;
- 5-((2*S*,6*R*)-2-((2,5-dimethylpyrrolidin-1-yl)methyl)-6-methylmorpholino)quinoline-8-carbonitrile;
- 5-((2*S*,6*R*)-2-(((4-methoxypyridin-2-yl)amino)methyl)-6-methylmorpholino)quinoline-8-carbonitrile;
- 5-((2*S*,6*R*)-2-(((6-methoxypyridin-2-yl)amino)methyl)-6-methylmorpholino)quinoline-8-carbonitrile;
- 5-((2*R*,6*S*)-2-methyl-6-(((1-phenyl-1*H*-pyrazol-5-yl)amino)methyl)morpholino)quinoline-8-carbonitrile;
- 5-((2*S*,6*R*)-2-(((*S*)-2-(hydroxymethyl)pyrrolidin-1-yl)methyl)-6-methylmorpholino)quinoline-8-carbonitrile;
- 5-((2*S*,6*R*)-2-(((*R*)-3-hydroxypyrrrolidin-1-yl)methyl)-6-methylmorpholino)quinoline-8-carbonitrile;

5-((2*R*,6*S*)-2-methyl-6-(((*S*)-3-methylpyrrolidin-1-yl)methyl)morpholino)quinoline-8-carbonitrile;

5-((2*S*,6*R*)-2-((3,3-dimethylpyrrolidin-1-yl)methyl)-6-methylmorpholino)quinoline-8-carbonitrile;

5-((2*R*,6*R*)-2-methyl-6-((*R*)-3-phenyl-1-(pyrrolidin-1-yl)propyl)morpholino)quinoline-8-carbonitrile;

5-((2*R*,6*R*)-2-methyl-6-((*S*)-3-phenyl-1-(pyrrolidin-1-yl)propyl)morpholino)quinoline-8-carbonitrile;

5-((2*S*,6*R*)-2-(((3-methoxypyridin-2-yl)amino)methyl)-6-methylmorpholino)quinoline-8-carbonitrile;

5-((2*S*,6*R*)-2-(((*R*)-3-hydroxypiperidin-1-yl)methyl)-6-methylmorpholino)quinoline-8-carbonitrile;

5-((2*S*,6*R*)-2-(((2*R*,6*S*)-2,6-dimethylpiperidin-1-yl)methyl)-6-methylmorpholino)quinoline-8-carbonitrile;

5-((2*S*,6*R*)-2-(((*S*)-3-hydroxypiperidin-1-yl)methyl)-6-methylmorpholino)quinoline-8-carbonitrile;

5-((2*S*,6*R*)-2-((4-hydroxypiperidin-1-yl)methyl)-6-methylmorpholino)quinoline-8-carbonitrile;

5-((2*S*,6*R*)-2-((2-(hydroxymethyl)piperidin-1-yl)methyl)-6-methylmorpholino)quinoline-8-carbonitrile;

5-((2*R*,6*S*)-2-methyl-6-((2-methylpiperidin-1-yl)methyl)morpholino)quinoline-8-carbonitrile;

5-((2*S*,6*R*)-2-((2-ethylpiperidin-1-yl)methyl)-6-methylmorpholino)quinoline-8-carbonitrile;

5-((2*S*,6*R*)-2-((2,3-dimethylpiperazin-1-yl)methyl)-6-methylmorpholino)quinoline-8-carbonitrile;

5-((2*R*,6*S*)-2-methyl-6-((pyridin-3-ylamino)methyl)morpholino)quinoline-8-carbonitrile;

5-((2*R*,6*S*)-2-methyl-6-((pyridin-4-ylamino)methyl)morpholino)quinoline-8-carbonitrile;

5-((2*R*,6*S*)-2-methyl-6-(((*S*)-2-(trifluoromethyl)pyrrolidin-1-yl)methyl)morpholino)quinoline-8-carbonitrile;

5-((2*R*,6*S*)-2-methyl-6-((4-methylpiperidin-1-yl)methyl)morpholino)quinoline-8-carbonitrile;

5-((2*S*,6*R*)-2-((4,4-difluoropiperidin-1-yl)methyl)-6-methylmorpholino)quinoline-8-carbonitrile;

5-((2*R*,6*S*)-2-methyl-6-((4-phenylpiperidin-1-yl)methyl)morpholino)quinoline-8-carbonitrile;

5-((2*S*,6*R*)-2-((4-fluoropiperidin-1-yl)methyl)-6-methylmorpholino)quinoline-8-carbonitrile;

5-((2*S*,6*R*)-2-((cyclopentylamino)methyl)-6-methylmorpholino)quinoline-8-carbonitrile;

5-((2*R*,6*S*)-2-methyl-6-(((3-methylcyclohexyl)amino)methyl)morpholino)quinoline-8-carbonitrile;

5-((2*R*,6*S*)-2-methyl-6-(((3-methylpyridin-2-yl)amino)methyl)morpholino)quinoline-8-carbonitrile;

5-((2*R*,6*R*)-2-ethyl-6-(hydroxymethyl)morpholino)quinoline-8-carbonitrile;

5-((2*R*,6*S*)-2-methyl-6-(((4-phenylpyridin-2-yl)amino)methyl)morpholino)quinoline-8-carbonitrile;

5-((2*R*,6*S*)-2-methyl-6-(piperazin-1-ylmethyl)morpholino)quinoline-8-carbonitrile;

5-((2*R*,6*S*)-2-methyl-6-((4-phenylpiperazin-1-yl)methyl)morpholino)quinoline-8-carbonitrile;

5-((2*S*,6*R*)-2-(((6-aminopyridin-2-yl)amino)methyl)-6-methylmorpholino)quinoline-8-carbonitrile;

5-((2*S*,6*R*)-2-((2,5-dimethylpiperazin-1-yl)methyl)-6-methylmorpholino)quinoline-8-carbonitrile;

5-((2*S*,6*R*)-2-((4-acetylpiperazin-1-yl)methyl)-6-methylmorpholino)quinoline-8-carbonitrile;

5-((2*S*,6*R*)-2-(((2*S*,4*R*)-4-hydroxy-2-(hydroxymethyl)pyrrolidin-1-yl)methyl)-6-methylmorpholino)quinoline-8-carbonitrile;

5-((2*R*,6*S*)-2-methyl-6-(((*R*)-2-methylpiperazin-1-yl)methyl)morpholino)quinoline-8-carbonitrile;

5-((2*R*,6*S*)-2-methyl-6-(((*R*)-3-methylpiperazin-1-yl)methyl)morpholino)quinoline-8-carbonitrile;

5-((2*R*,6*S*)-2-methyl-6-(((*S*)-3-methylpiperazin-1-yl)methyl)morpholino)quinoline-8-carbonitrile;

5-((2*S*,6*R*)-2-(((2*R*,5*R*)-2,5-dimethylpiperazin-1-yl)methyl)-6-methylmorpholino)quinoline-8-carbonitrile;

5-((2*S*,6*R*)-2-(((2*R*,5*S*)-2,5-dimethylpiperazin-1-yl)methyl)-6-methylmorpholino)quinoline-8-carbonitrile;

5-((2*R*,6*S*)-2-methyl-6-(((4-methylcyclohexyl)amino)methyl)morpholino)quinoline-8-carbonitrile;

5-((2*S*,6*R*)-2-((cyclobutylamino)methyl)-6-methylmorpholino)quinoline-8-carbonitrile;

5-((2*S*,6*R*)-2-((cycloheptylamino)methyl)-6-methylmorpholino)quinoline-8-carbonitrile;

5-((2*S*,6*R*)-2-(((4-hydroxycyclohexyl)amino)methyl)-6-methylmorpholino)quinoline-8-carbonitrile;

5-((2*S*,6*R*)-2-(((2-hydroxycyclopentyl)amino)methyl)-6-methylmorpholino)quinoline-8-carbonitrile;

5-((2*R*,6*S*)-2-methyl-6-(((2-methylcyclohexyl)amino)methyl)morpholino)quinoline-8-carbonitrile;

5-((2*R*,6*S*)-2-methyl-6-(((5-phenylpyridin-2-yl)amino)methyl)morpholino)quinoline-8-carbonitrile;

5-((2*R*,6*S*)-2-methyl-6-(((3-phenylpyridin-2-yl)amino)methyl)morpholino)quinoline-8-carbonitrile;

5-((2*S*,6*R*)-2-(((1*S*,3*R*)-3-hydroxycyclopentyl)amino)methyl)-6-methylmorpholino)quinoline-8-carbonitrile;

5-((2*S*,6*R*)-2-(((3-ethoxypyridin-2-yl)amino)methyl)-6-methylmorpholino)quinoline-8-carbonitrile;

5-((2*R*,6*S*)-2-methyl-6-(((2-phenylpyridin-4-yl)amino)methyl)morpholino)quinoline-8-carbonitrile;

5-((2*R*,6*S*)-2-methyl-6-(((6-phenylpyridin-2-yl)amino)methyl)morpholino)quinoline-8-carbonitrile;

(*S*)-5-(2-((pyridin-2-ylamino)methyl)morpholino)quinoline-8-carbonitrile;

5-((2*R*,6*S*)-2-methyl-6-((2-methyl-5-oxopiperazin-1-yl)methyl)morpholino)quinoline-8-carbonitrile;

5-((2*R*,6*S*)-2-methyl-6-((4-methylpiperazin-1-yl)methyl)morpholino)quinoline-8-carbonitrile;

5-((2*R*,6*S*)-2-methyl-6-((4-propylpiperazin-1-yl)methyl)morpholino)quinoline-8-carbonitrile;

5-((2*S*,6*R*)-2-((4-(dimethylamino)piperidin-1-yl)methyl)-6-methylmorpholino)quinoline-8-carbonitrile;

5-((2*S*,6*R*)-2-([1,4'-bipiperidin]-1'-ylmethyl)-6-methylmorpholino)quinoline-8-carbonitrile;

5-((2*S*,6*R*)-2-([1,4'-bipiperidin]-1'-ylmethyl)-6-methylmorpholino)quinoline-8-carbonitrile dihydrochloride;

5-((2*S*,6*R*)-2-(((*R*)-3-aminopiperidin-1-yl)methyl)-6-methylmorpholino)quinoline-8-carbonitrile;

(2*R*,6*S*)-4-(8-chloro-1,7-naphthyridin-5-yl)-2,6-dimethylmorpholine;

5-((2*S*,6*R*)-2-((4-aminopiperidin-1-yl)methyl)-6-methylmorpholino)quinoline-8-carbonitrile;

5-((2*S*,6*R*)-2-(((5-fluoropyrimidin-2-yl)amino)methyl)-6-methylmorpholino)quinoline-8-carbonitrile;

5-((2*R*,6*S*)-2-methyl-6-(piperidin-1-ylmethyl)morpholino)quinoline-8-carbonitrile;

5-((2*R*,6*S*)-2-methyl-6-(morpholinomethyl)morpholino)quinoline-8-carbonitrile;

5-((2*S*,6*R*)-2-((2*S*,6*R*)-2,6-dimethylmorpholino)methyl)-6-methylmorpholino)quinoline-8-carbonitrile;

5-((2*S*,6*R*)-2-(((2*R*,6*R*)-2-(hydroxymethyl)-6-methylmorpholino)methyl)-6-methylmorpholino)quinoline-8-carbonitrile;

5-((2*R*,6*S*)-2-methyl-6-((4-(pyridin-2-yl)piperazin-1-yl)methyl)morpholino)quinoline-8-carbonitrile;

5-((2*R*,6*S*)-2-methyl-6-((4-(pyridin-4-yl)piperazin-1-yl)methyl)morpholino)quinoline-8-carbonitrile;

N-(1-(((2*S*,6*R*)-4-(8-cyanoquinolin-5-yl)-6-methylmorpholin-2-yl)methyl)piperidin-4-yl)acetamide;

N-(1-(((2*S*,6*R*)-4-(8-cyanoquinolin-5-yl)-6-methylmorpholin-2-yl)methyl)piperidin-4-yl)acetamide hydrochloride;

5-((2*S*,6*R*)-2-(((1,8-naphthyridin-2-yl)amino)methyl)-6-methylmorpholino)quinoline-8-carbonitrile;

1-(((2*S*,6*R*)-4-(8-cyanoquinolin-5-yl)-6-methylmorpholin-2-yl)methyl)piperidine-4-carboxamide;

N-(1-(((2*S*,6*R*)-4-(8-cyanoquinolin-5-yl)-6-methylmorpholin-2-yl)methyl)piperidin-4-yl)benzamide;

5-((2*S*,6*R*)-2-((4-isopropylpiperazin-1-yl)methyl)-6-methylmorpholino)quinoline-8-carbonitrile;

4-(((2*S*,6*R*)-4-(8-cyanoquinolin-5-yl)-6-methylmorpholin-2-yl)methyl)piperazine-1-carboxamide;

5-((2*S*,6*R*)-2-((4-cyclohexylpiperidin-1-yl)methyl)-6-methylmorpholino)quinoline-8-carbonitrile;

5-((2*R*,6*S*)-2-methyl-6-((4-(pyrrolidin-1-yl)piperidin-1-yl)methyl)morpholino)quinoline-8-carbonitrile;

5-((2*R*,6*R*)-2-((4-cyclohexyl-1*H*-1,2,3-triazol-1-yl)methyl)-6-methylmorpholino)quinoline-8-carbonitrile;

5-((2*R*,6*R*)-2-methyl-6-((4-phenyl-1*H*-1,2,3-triazol-1-yl)methyl)morpholino)quinoline-8-carbonitrile;

5-((2*R*,6*S*)-2-methyl-6-((2-oxo-[1,4'-bipiperidin]-1'-yl)methyl)morpholino)quinoline-8-carbonitrile;

5-((2*S*,6*R*)-2-(((5-ethylpyrimidin-2-yl)amino)methyl)-6-methylmorpholino)quinoline-8-carbonitrile;

5-((2*S*,6*R*)-2-(((6-amino-3,5-dimethylpyridin-2-yl)amino)methyl)-6-methylmorpholino)quinoline-8-carbonitrile;

5-((2*R*,6*S*)-2-methyl-6-((pyrazin-2-ylamino)methyl)morpholino)quinoline-8-carbonitrile;

5-((2*S*,6*R*)-2-(((1,3-dimethyl-1*H*-pyrazol-5-yl)amino)methyl)-6-methylmorpholino)quinoline-8-carbonitrile;

5-((2*R*,7*R*)-2-(hydroxymethyl)-7-methyl-1,4-oxazepan-4-yl)quinoline-8-carbonitrile;

5-((2*S*,6*R*)-2-((4-ethylpiperazin-1-yl)methyl)-6-methylmorpholino)quinoline-8-carbonitrile;

5-((2*R*,6*S*)-2-methyl-6-((3-(pyrrolidin-1-yl)azetidin-1-yl)methyl)morpholino)quinoline-8-carbonitrile;

5-((2*R*,6*S*)-2-methyl-6-((3-(piperidin-1-yl)azetidin-1-yl)methyl)morpholino)quinoline-8-carbonitrile;

5-((2*S*,6*R*)-2-(((*R*)-2,4-dimethylpiperazin-1-yl)methyl)-6-methylmorpholino)quinoline-8-carbonitrile;

5-((2*S*,6*R*)-2-((4-(hydroxymethyl)piperidin-1-yl)methyl)-6-methylmorpholino)quinoline-8-carbonitrile;

5-((2*S*,6*R*)-2-((*R*)-[1,3'-bipyrrolidin]-1'-ylmethyl)-6-methylmorpholino)quinoline-8-carbonitrile;

5-((2*R*,6*S*)-2-methyl-6-(((*R*)-3-(piperidin-1-yl)pyrrolidin-1-yl)methyl)morpholino)quinoline-8-carbonitrile;

5-((2*R*,6*S*)-2-methyl-6-((4-methyl-1,4-diazepan-1-yl)methyl)morpholino)quinoline-8-carbonitrile;

5-((2*S*,6*R*)-2-((4-benzoylpiperazin-1-yl)methyl)-6-methylmorpholino)quinoline-8-carbonitrile;

N-(1-(((2*S*,6*R*)-4-(8-cyanoquinolin-5-yl)-6-methylmorpholin-2-yl)methyl)piperidin-4-yl)nicotinamide;

N-(1-(((2*S*,6*R*)-4-(8-cyanoquinolin-5-yl)-6-methylmorpholin-2-yl)methyl)piperidin-4-yl)isonicotinamide;

N-(1-(((2*S*,6*R*)-4-(8-cyanoquinolin-5-yl)-6-methylmorpholin-2-yl)methyl)piperidin-4-yl)picolinamide;

N-(1-(((2*S*,6*R*)-4-(8-cyanoquinolin-5-yl)-6-methylmorpholin-2-yl)methyl)piperidin-4-yl)hexanamide;

N-(1-(((2*S*,6*R*)-4-(8-cyanoquinolin-5-yl)-6-methylmorpholin-2-yl)methyl)piperidin-4-yl)isobutyramide;

N-(1-(((2*S*,6*R*)-4-(8-cyanoquinolin-5-yl)-6-methylmorpholin-2-yl)methyl)piperidin-4-yl)isobutyramide hydrochloride;

N-(1-(((2*S*,6*R*)-4-(8-cyanoquinolin-5-yl)-6-methylmorpholin-2-yl)methyl)piperidin-4-yl)pivalamide;

5-((2*S*,7*R*)-2-([1,4'-bipiperidin]-1'-ylmethyl)-7-methyl-1,4-oxazepan-4-yl)quinoline-8-carbonitrile;

5-((2*R*,6*S*)-2-methyl-6-((4-morpholinopiperidin-1-yl)methyl)morpholino)quinoline-8-carbonitrile;

tert-butyl 4-(1-(((2*S*,6*R*)-4-(8-cyanoquinolin-5-yl)-6-methylmorpholin-2-yl)methyl)piperidin-4-yl)piperazine-1-carboxylate;

tert-butyl 4-(4-(((2*S*,6*R*)-4-(8-cyanoquinolin-5-yl)-6-methylmorpholin-2-yl)methyl)piperazin-1-yl)piperidine-1-carboxylate;

5-((2*R*,6*S*)-2-methyl-6-((4-(piperazin-1-yl)piperidin-1-yl)methyl)morpholino)quinoline-8-carbonitrile;

5-((2*R*,6*S*)-2-methyl-6-((4-(piperidin-4-yl)piperazin-1-yl)methyl)morpholino)quinoline-8-carbonitrile;

5-((2*R*,6*S*)-2-methyl-6-((3-(4-methylpiperazin-1-yl)azetidin-1-yl)methyl)morpholino)quinoline-8-carbonitrile;

5-((2*S*,6*R*)-2-([4,4'-bipiperidin]-1-ylmethyl)-6-methylmorpholino)quinoline-8-carbonitrile;

5-((2*S*,6*R*)-2-((1'-acetyl-[4,4'-bipiperidin]-1-yl)methyl)-6-methylmorpholino)quinoline-8-carbonitrile;

5-((2*R*,6*S*)-2-methyl-6-((1'-methyl-[4,4'-bipiperidin]-1-yl)methyl)morpholino)quinoline-8-carbonitrile;

5-((2*R*,6*S*)-2-methyl-6-((3-(piperazin-1-yl)azetidin-1-yl)methyl)morpholino)quinoline-8-carbonitrile;

5-((2*S*,6*R*)-2-((3-(4-acetylpiperazin-1-yl)azetidin-1-yl)methyl)-6-methylmorpholino)quinoline-8-carbonitrile;

5-((2*S*,6*R*)-2-((1'-isobutyryl-[4,4'-bipiperidin]-1-yl)methyl)-6-methylmorpholino)quinoline-8-carbonitrile;

5-((2*S*,6*R*)-2-((3-(4-benzoylpiperazin-1-yl)azetidin-1-yl)methyl)-6-methylmorpholino)quinoline-8-carbonitrile;

5-((2*S*,6*R*)-2-((1'-benzoyl-[4,4'-bipiperidin]-1-yl)methyl)-6-methylmorpholino)quinoline-8-carbonitrile;

5-((2*R*,6*S*)-2-methyl-6-((4-(1-methylpiperidin-4-yl)piperazin-1-yl)methyl)morpholino)quinoline-8-carbonitrile;

5-((2*S*,6*R*)-2-((4-(1-acetylpiperidin-4-yl)piperazin-1-yl)methyl)-6-methylmorpholino)quinoline-8-carbonitrile;

5-((2*S*,6*R*)-2-((4-(1-isobutyrylpiperidin-4-yl)piperazin-1-yl)methyl)-6-methylmorpholino)quinoline-8-carbonitrile;

5-((2*S*,6*R*)-2-((4-(1-benzoylpiperidin-4-yl)piperazin-1-yl)methyl)-6-methylmorpholino)quinoline-8-carbonitrile;

5-((2*S*,6*R*)-2-((3-(4-isobutyrylpiperazin-1-yl)azetidin-1-yl)methyl)-6-methylmorpholino)quinoline-8-carbonitrile;

5-((2*S*,6*R*)-2-((4-(4-acetylpiperazin-1-yl)piperidin-1-yl)methyl)-6-methylmorpholino)quinoline-8-carbonitrile;

5-((2*S*,6*R*)-2-((4-(4-isobutyrylpiperazin-1-yl)piperidin-1-yl)methyl)-6-methylmorpholino)quinoline-8-carbonitrile;

5-((2*S*,6*R*)-2-((4-(4-benzoylpiperazin-1-yl)piperidin-1-yl)methyl)-6-methylmorpholino)quinoline-8-carbonitrile;

5-((2*R*,6*S*)-2-methyl-6-((4-(4-methylpiperazin-1-yl)piperidin-1-yl)methyl)morpholino)quinoline-8-carbonitrile;

5-((2*R*,6*S*)-2-methyl-6-((4-(4-methylpiperazin-1-yl)piperidin-1-yl)methyl)morpholino)quinoline-8-carbonitrile trihydrochloride;

5-((2*S*,6*R*)-2-([1,4'-bipiperidin]-1'-ylmethyl)-6-methylmorpholino)-2-methylquinoline-8-carbonitrile;

N-((*R*)-1-(((2*S*,6*R*)-4-(8-cyanoquinolin-5-yl)-6-methylmorpholin-2-yl)methyl)pyrrolidin-3-yl)acetamide;

N-((*R*)-1-(((2*S*,6*R*)-4-(8-cyanoquinolin-5-yl)-6-methylmorpholin-2-yl)methyl)pyrrolidin-3-yl)isobutyramide;

5-((2*R*,6*S*)-2-methyl-6-(((*S*)-3-(piperidin-1-yl)pyrrolidin-1-yl)methyl)morpholino)quinoline-8-carbonitrile;

5-((2*R*,6*S*)-2-methyl-6-(((*S*)-3-(piperidin-1-yl)pyrrolidin-1-yl)methyl)morpholino)quinoline-8-carbonitrile dihydrochloride;

5-((2*R*,6*S*)-2-methyl-6-((3-morpholinoazetidin-1-yl)methyl)morpholino)quinoline-8-carbonitrile;

5-((2*R*,6*S*)-2-methyl-6-((3-((*S*)-2-methylpyrrolidin-1-yl)azetidin-1-yl)methyl)morpholino)quinoline-8-carbonitrile;

5-((2*R*,6*S*)-2-methyl-6-(((*S*)-2-methylpiperazin-1-yl)methyl)morpholino)quinoline-8-carbonitrile;

5-((2*S*,6*R*)-2-(((*S*)-2,4-dimethylpiperazin-1-yl)methyl)-6-methylmorpholino)quinoline-8-carbonitrile;

5-((2*S*,6*R*)-2-(((*R*)-3,4-dimethylpiperazin-1-yl)methyl)-6-methylmorpholino)quinoline-8-carbonitrile;

5-((2*S*,6*R*)-2-(((*S*)-3,4-dimethylpiperazin-1-yl)methyl)-6-methylmorpholino)quinoline-8-carbonitrile;

5-((2*S*,6*R*)-2-(((*S*)-3-ethylpiperazin-1-yl)methyl)-6-methylmorpholino)quinoline-8-carbonitrile;

5-((2*S*,6*R*)-2-(((*S*)-3-ethylpiperazin-1-yl)methyl)-6-methylmorpholino)quinoline-8-carbonitrile dihydrochloride;

5-((2*S*,6*R*)-2-(((*S*)-3-ethyl-4-methylpiperazin-1-yl)methyl)-6-methylmorpholino)quinoline-8-carbonitrile;

5-((2*S*,6*R*)-2-((4-(azepan-1-yl)piperidin-1-yl)methyl)-6-methylmorpholino)quinoline-8-carbonitrile;

5-((2*S*,6*R*)-2-((*S*)-[1,3'-bipyrrolidin]-1'-yl)methyl)-6-methylmorpholino)quinoline-8-carbonitrile;

5-((2*S*,6*R*)-2-((3-(4-aminopiperidin-1-yl)azetidin-1-yl)methyl)-6-methylmorpholino)quinoline-8-carbonitrile;

N-(1-(1-(((2*S*,6*R*)-4-(8-cyanoquinolin-5-yl)-6-methylmorpholin-2-yl)methyl)azetidin-3-yl)piperidin-4-yl)acetamide;

5-((2*R*,6*S*)-2-methyl-6-((3-(4-(methylsulfonyl)piperazin-1-yl)azetidin-1-yl)methyl)morpholino)quinoline-8-carbonitrile;

5-((2*S*,6*R*)-2-((3-((*S*)-3-hydroxypyrrolidin-1-yl)azetidin-1-yl)methyl)-6-methylmorpholino)quinoline-8-carbonitrile;

N-(1-(((2*S*,6*R*)-4-(8-cyanoquinolin-5-yl)-6-methylmorpholin-2-yl)methyl)piperidin-4-yl)-1,3-dimethyl-1*H*-pyrazole-4-carboxamide;

N-(1-(1-(((2*S*,6*R*)-4-(8-cyanoquinolin-5-yl)-6-methylmorpholin-2-yl)methyl)azetidin-3-yl)piperidin-4-yl)-1,3-dimethyl-1*H*-pyrazole-4-carboxamide;

N-(1-(((2*S*,6*R*)-4-(8-cyanoquinolin-5-yl)-6-methylmorpholin-2-yl)methyl)piperidin-4-yl)methanesulfonamide;

N-(1-(((2*S*,6*R*)-4-(8-cyanoquinolin-5-yl)-6-methylmorpholin-2-yl)methyl)piperidin-4-yl)benzenesulfonamide;

N-(1-(((2*S*,6*R*)-4-(8-cyanoquinolin-5-yl)-6-methylmorpholin-2-yl)methyl)piperidin-4-yl)-4-fluorobenzenesulfonamide;

5-((2*S*,6*R*)-2-((3-aminoazetidin-1-yl)methyl)-6-methylmorpholino)quinoline-8-carbonitrile;

N-(1-(((2*S*,6*R*)-4-(8-cyanoquinolin-5-yl)-6-methylmorpholin-2-yl)methyl)azetidin-3-yl)acetamide;

N-(1-(((2*S*,6*R*)-4-(8-cyanoquinolin-5-yl)-6-methylmorpholin-2-yl)methyl)azetidin-3-yl)-4-fluorobenzamide;

N-(1-(((2*S*,6*R*)-4-(8-cyanoquinolin-5-yl)-6-methylmorpholin-2-yl)methyl)azetidin-3-yl)methanesulfonamide;

N-(1-(((2*S*,6*R*)-4-(8-cyanoquinolin-5-yl)-6-methylmorpholin-2-yl)methyl)azetidin-3-yl)-4-fluorobenzenesulfonamide;

N-(1-(((2*S*,6*R*)-4-(8-cyanoquinolin-5-yl)-6-methylmorpholin-2-yl)methyl)azetidin-3-yl)-1,3-dimethyl-1*H*-pyrazole-4-sulfonamide;

N-(1-(((2*S*,6*R*)-4-(8-cyanoquinolin-5-yl)-6-methylmorpholin-2-yl)methyl)piperidin-4-yl)-1,3-dimethyl-1*H*-pyrazole-4-sulfonamide;

N-(1-(((2*S*,6*R*)-4-(8-cyanoquinolin-5-yl)-6-methylmorpholin-2-yl)methyl)azetidin-3-yl)isobutyramide;

5-(((2*R*,6*S*)-2-methyl-6-(((*S*)-2-methyl-5-oxopiperazin-1-yl)methyl)morpholino)quinoline-8-carbonitrile;

5-(((2*R*,6*S*)-2-methyl-6-(((*R*)-2-methyl-5-oxopiperazin-1-yl)methyl)morpholino)quinoline-8-carbonitrile;

5-(((2*R*,6*S*)-2-methyl-6-(((*R*)-2-methyl-3-oxopiperazin-1-yl)methyl)morpholino)quinoline-8-carbonitrile;

5-(((2*R*,6*S*)-2-methyl-6-(((*S*)-2-methyl-3-oxopiperazin-1-yl)methyl)morpholino)quinoline-8-carbonitrile;

5-(((2*R*,6*S*)-2-methyl-6-((2,4,5-trimethylpiperazin-1-yl)methyl)morpholino)quinoline-8-carbonitrile;

5-(((2*R*,6*S*)-2-methyl-6-((2,3,4-trimethylpiperazin-1-yl)methyl)morpholino)quinoline-8-carbonitrile;

N-((*R*)-1-(((2*S*,6*R*)-4-(8-cyanoquinolin-5-yl)-6-methylmorpholin-2-yl)methyl)pyrrolidin-3-yl)benzamide;

5-((2*S*,6*R*)-2-(((*R*)-3-(dimethylamino)pyrrolidin-1-yl)methyl)-6-methylmorpholino)quinoline-8-carbonitrile;

N-((*S*)-1-(((2*S*,6*R*)-4-(8-cyanoquinolin-5-yl)-6-methylmorpholin-2-yl)methyl)pyrrolidin-3-yl)acetamide;

N-((*S*)-1-(((2*S*,6*R*)-4-(8-cyanoquinolin-5-yl)-6-methylmorpholin-2-yl)methyl)pyrrolidin-3-yl)isobutyramide;

N-((*S*)-1-(((2*S*,6*R*)-4-(8-cyanoquinolin-5-yl)-6-methylmorpholin-2-yl)methyl)pyrrolidin-3-yl)benzamide;

5-((2*S*,6*R*)-2-(((*S*)-3-(dimethylamino)pyrrolidin-1-yl)methyl)-6-methylmorpholino)quinoline-8-carbonitrile;

5-((2*R*,6*R*)-2-methyl-6-((pyrazin-2-yloxy)methyl)morpholino)quinoline-8-carbonitrile;

N-(1-(((2*S*,6*R*)-4-(8-cyanoquinolin-5-yl)-6-methylmorpholin-2-yl)methyl)azetidin-3-yl)benzamide;

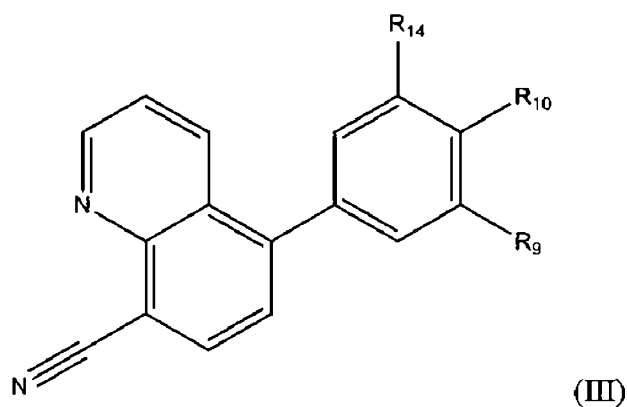
5-((2*S*,6*R*)-2-((3,3-dimethylpiperazin-1-yl)methyl)-6-methylmorpholino)quinoline-8-carbonitrile dihydrochloride;

5-((2*R*,6*S*)-2-methyl-6-((3,3,4-trimethylpiperazin-1-yl)methyl)morpholino)quinoline-8-carbonitrile dihydrochloride;

5-((2*R*, 6*R*)-2-((*R*)-1-hydroxyethyl)-6-methylmorpholino)quinoline-8-carbonitrile;
 1-(((2*S*, 6*R*)-4-(8-cyanoquinolin-5-yl)-6-methylmorpholin-2-yl)methyl)-*N*-ethylpiperidine-4-carboxamide;
 1-(((2*S*, 6*R*)-4-(8-cyanoquinolin-5-yl)-6-methylmorpholin-2-yl)methyl)-*N*-ethylpiperidine-4-carboxamide hydrochloride;
 5-((2*R*, 6*R*)-2-((*S*)-1-hydroxyethyl)-6-methylmorpholino)quinoline-8-carbonitrile;
 5-((2*R*, 6*R*)-2-methyl-6-((pyridin-2-yloxy)methyl)morpholino)quinoline-8-carbonitrile;
 5-((2*R*, 6*R*)-2-methyl-6-((pyrimidin-2-yloxy)methyl)morpholino)quinoline-8-carbonitrile;
 5-((2*R*, 6*R*)-2-methyl-6-((*R*)-1-(pyrimidin-2-yloxy)ethyl)morpholino)quinoline-8-carbonitrile;
 5-((2*R*, 6*R*)-2-methyl-6-((*S*)-1-(pyrimidin-2-yloxy)ethyl)morpholino)quinoline-8-carbonitrile; and
 5-((2*R*, 6*R*)-2-((*S*)-hydroxy(pyridin-2-yl)methyl)-6-methylmorpholino)quinoline-8-carbonitrile.

8. The compound of form 6, wherein said compound is selected from the group consisting of 5-((2*S*, 6*R*)-2-([1,4'-bipiperidin]-1'-yl)methyl)-6-methylmorpholino)quinoline-8-carbonitrile and 5-((2*R*, 7*R*)-2-(hydroxymethyl)-7-methyl-1,4-oxazepan-4-yl)quinoline-8-carbonitrile.

9. A compound of Formula (III):



wherein

R_{11} is H or methyl;

R₁₀ is H or, when both R₁₁ and R₉ are H, is methyl-1,4'-bipiperidinyl;

R₉ is -H or is -CH₂- substituted by 1,4'-bipiperidinyl, oxo-, hydroxyl, methylpyridinyl, or piperidinyl optionally substituted with hydroxyl, -N(CH₃)₂, or piperidinyl.

10. The compound of form 9, wherein said compound is selected from the group consisting of:

5-(3-([1,4'-bipiperidin]-1'-ylmethyl)phenyl)quinoline-8-carbonitrile;

5-(4-([1,4'-bipiperidin]-1'-ylmethyl)phenyl)quinoline-8-carbonitrile;

5-(3-formyl-5-methylphenyl)quinoline-8-carbonitrile;

5-(3-(hydroxymethyl)-5-methylphenyl)quinoline-8-carbonitrile;

5-(3-(chloromethyl)-5-methylphenyl)quinoline-8-carbonitrile;

5-(3-((4-hydroxypiperidin-1-yl)methyl)-5-methylphenyl)quinoline-8-carbonitrile;

5-(3-((4-(dimethylamino)piperidin-1-yl)methyl)-5-methylphenyl)quinoline-8-carbonitrile;

5-(3-methyl-5-((4-methylpiperazin-1-yl)methyl)phenyl)quinoline-8-carbonitrile; and

5-(3-([1,4'-bipiperidin]-1'-ylmethyl)-5-methylphenyl)quinoline-8-carbonitrile.

11. A method for treatment of systemic lupus erythematosus or lupus, comprising administering a pharmaceutically effective amount of a compound or pharmaceutically acceptable salt of any one of forms 1-10.

12. The method of form 11, wherein said compound is administered as a pharmaceutically acceptable salt.

13. A method for antagonizing TLR7, comprising administering a pharmaceutically effective amount of a compound or pharmaceutically acceptable salt of any one of forms 1-10.

14. A method for antagonizing TLR8, comprising administering a pharmaceutically effective amount of a compound or pharmaceutically acceptable salt of any one of forms 1-10.

15. A pharmaceutical composition comprising at least one compound or pharmaceutically acceptable salt of any one of forms 1-10 and at least one pharmaceutically acceptable carrier.

16. The pharmaceutical composition of form 15, wherein said compound or pharmaceutically effective salt thereof has an IC₅₀ less than or equal to 100 nM against human TLR7 receptors in a HEK-293 cell line.

17. The pharmaceutical composition of form 15, wherein said compound or pharmaceutically effective salt thereof has an IC₅₀ less than or equal to 20 nM against human TLR7 receptors expressed in a HEK-293 cell line.

18. The pharmaceutical composition of form 15, wherein said compound or pharmaceutically effective salt thereof has an IC₅₀ less than or equal to 5 nM against human TLR7 receptors expressed in a HEK-293 cell line.

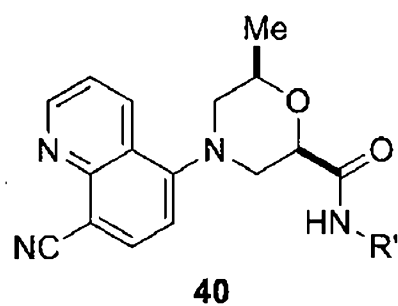
19. The pharmaceutical composition of one of forms 16-18, wherein the IC₅₀ against human TLR7 receptors expressed in a HEK-293 cell line is measured by (1) plating cells of the HEK-293 cell line stably expressing TLR7 in Dulbecco's modified Eagle's medium containing 10% fetal bovine serum at a density of 2.22X10⁵ cells/ml into a 384-well plate and incubating for 2 days at 37°C, 5% CO₂; (2) adding the compound or pharmaceutically acceptable salt thereof and incubating the cells for 30 minutes; (3) adding CL097 (InvivoGen) at 3ug/ml and incubating the cells for approximately 20 hours; and (4) quantifying NF-kappaB dependent reporter activation by measuring luminescence.

20. A method for treatment of a systematic lupus erythematosus, cutaneous lupus, neuropsychiatric lupus, or lupus, comprising administering a pharmaceutically effective amount of a compound or pharmaceutically acceptable salt of any one of forms 1-10.

21. The method of form 20, wherein said compound is administered as a pharmaceutically acceptable salt.

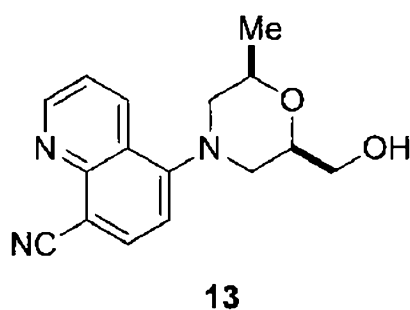
CLAIMS:

1. A method of preparing a compound of Formula 40

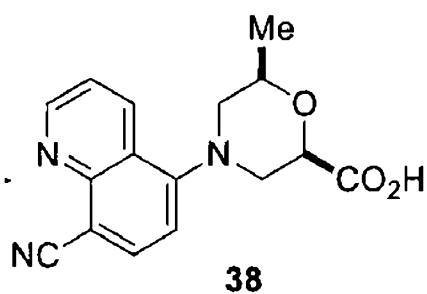


comprising,

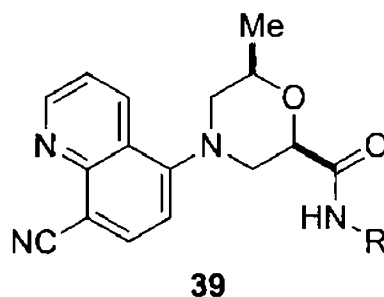
oxidizing a compound of Formula 13,



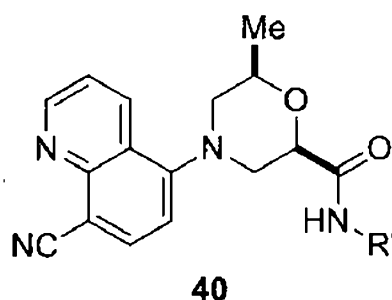
to provide a compound of Formula 38,



subjecting the compound of Formula 38 to amide coupling conditions to provide a compound of Formula 39,



and modifying the compound of Formula 39 to provide a compound of Formula 40,



wherein R and R' are, independently,

C₁-C₆ alkyl that is optionally substituted with:

-OH, methoxy, ethoxy, -OCH(CH₃)₂, -O(CH₂)₂CH₃, phenyl, furanyl, -O(CH₂)₂OH, phenoxy, methylthio, -F, -N(CH₃)₂, cyano, pyridinyloxy, fluorophenoxy, isochromanyl, phenol, benzylamino, -NHCH₃, oxo-, amino, carboxyl, 7-member spiroaminy, a three to six member cycloalkyl, saturated or unsaturated and optionally including one or more heteroatoms selected from O and N, and optionally substituted at one or more C or N atoms by methyl, cyano, fluoro, methylamino, or trifluoromethyl; or

C₃-C₇ cycloalkane, saturated or unsaturated, optionally bridged, optionally including one or more heteroatoms selected from O, S, and N, and optionally substituted at one or more C or N atoms by methyl, ethyl, pyridinyl, azetidyl, acetamidyl, carboxamidyl, cyano, fluoro, methylamino, or trifluoromethyl.

2. The method of claim 1, wherein the oxidation conditions comprise reacting the compound of Formula 13 with 2,2,6,6-Tetramethylpiperidine 1-oxyl (TEMPO) and iodobenzene diacetate (PhI(OAc)₂).

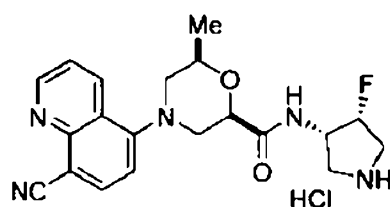
3. The method of claim 2, wherein the reacting is quenched by the addition of sodium thiosulfate.

4. The method of claim 1, wherein the amine coupling conditions comprise reacting the compound of Formula 38 with RNH_2 .

5. The method of claim 1, wherein the reacting a compound of Formula 38 with 2-(1*H*-benzotriazol-1-yl)-1,1,3,3-tetramethyluronium hexafluorophosphate (HBTU), *N,N*-diisopropylethylamine (DIEA), and a mixture of (3*S*,4*R*)-*tert*-butyl 3-amino-4-fluoropyrrolidine-1-carboxylate and (3*R*,4*S*)-*tert*-butyl 3-amino-4-fluoropyrrolidine-1-carboxylate is reacted at about room temperature.

6. The method of claim 1, wherein the HCl is present in a concentration of about 4 N.

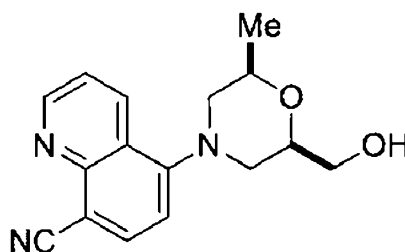
7. A method of preparing a compound of Formula ER-899742-HCl,



ER-899742-HCl,

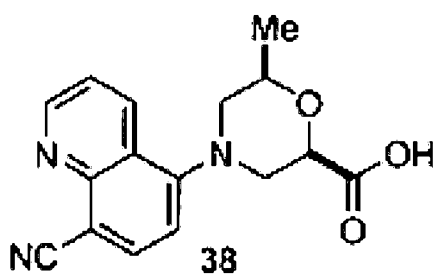
comprising,

oxidizing a compound of Formula 13,

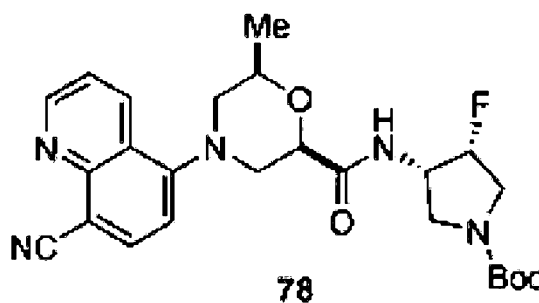


13

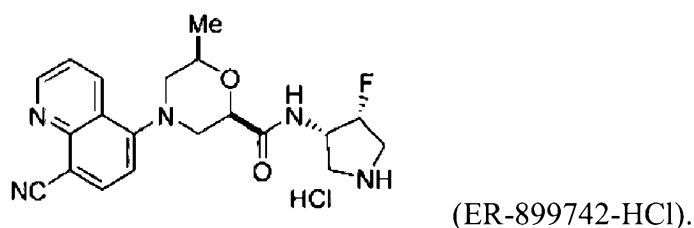
to provide a compound of Formula 38,



reacting a compound of Formula 38 with 2-(1*H*-benzotriazol-1-yl)-1,1,3,3-tetramethyluronium hexafluorophosphate (HBTU), *N,N*-diisopropylethylamine (DIEA), and a mixture of (3*S*,4*R*)-*tert*-butyl 3-amino-4-fluoropyrrolidine-1-carboxylate and (3*R*,4*S*)-*tert*-butyl 3-amino-4-fluoropyrrolidine-1-carboxylate to provide a compound of Formula 78,



and reacting a compound of Formula 78 with HCl to provide a compound of Formula ER-899742-HCl,



8. The method of claim 7, wherein the oxidation conditions comprise reacting the compound of Formula 13 with 2,2,6,6-Tetramethylpiperidine 1-oxyl (TEMPO) and iodobenzene diacetate (PhI(OAc)₂).

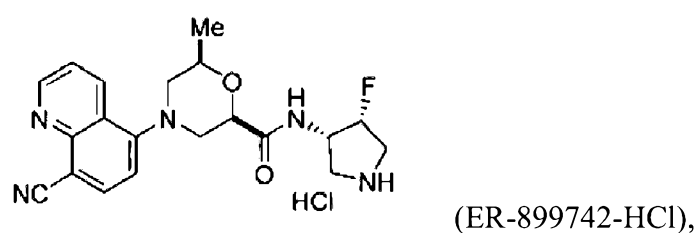
9. The method of claim 8, wherein the PhI(OAc)₂ is added before the TEMPO.

10. The method of claim 8, wherein the reacting is quenched by the addition of sodium thiosulfate.

11. The method of claim 7, wherein the reacting a compound of Formula 38 with 2-(1*H*-benzotriazol-1-yl)-1,1,3,3-tetramethyluronium hexafluorophosphate (HBTU), *N,N*-diisopropylethylamine (DIEA), and a mixture of (3*S*,4*R*)-*tert*-butyl 3-amino-4-fluoropyrrolidine-1-carboxylate and (3*R*,4*S*)-*tert*-butyl 3-amino-4-fluoropyrrolidine-1-carboxylate is reacted at about room temperature.

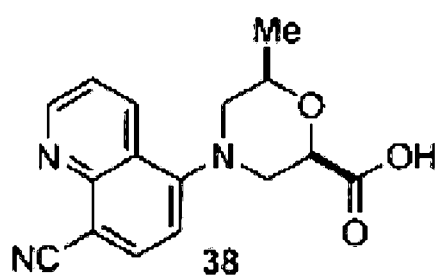
12. The method of claim 7, wherein the HCl is present in a concentration of about 4 N.

13. A method of preparing a compound of Formula ER-899742-HCl,



comprising,

reacting a compound of Formula 38,

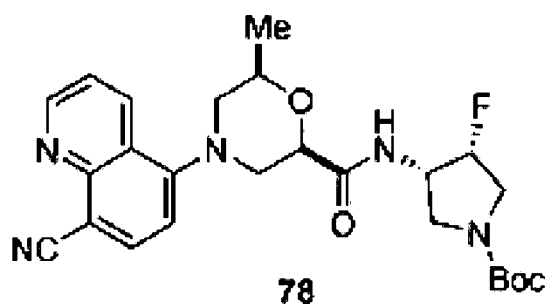


with triethylamine (TEA) to form a solution,

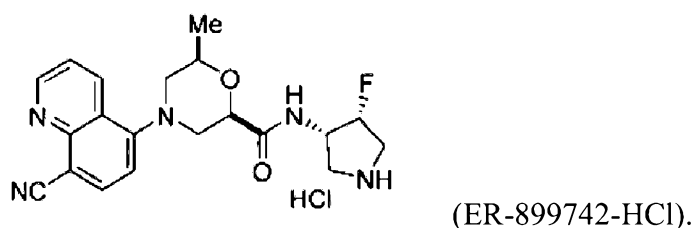
adding hydroxybenzotriazole (HOBt) and a mixture of (3*S*,4*R*)-*tert*-butyl 3-amino-4-fluoropyrrolidine-1-carboxylate and (3*R*,4*S*)-*tert*-butyl 3-amino-4-fluoropyrrolidine-1-carboxylate to the solution,

and adding 1-(3-dimethylaminopropyl)-3-ethylcarbodiimide hydrochloride (EDC) to the solution,

to provide a compound of Formula 78,



and reacting a compound of Formula 78 with HCl to provide a compound of Formula ER-899742-HCl,

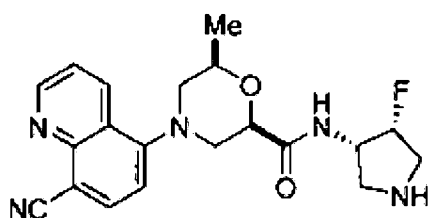


14. The method of claim 13, wherein the solution is cooled to about 0 °C before addition of EDC.

15. The method of claim 14, wherein after the EDC is added, the solution is warmed to about 40 °C.

16. The method of claim 15, wherein the HCl is present in a concentration of about 5.5 N.

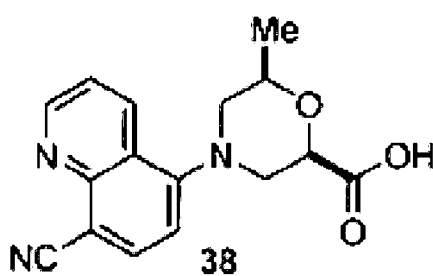
17. A method of preparing a compound of Formula ER-899742,



(ER-899742).

comprising,

reacting a compound of Formula 38,

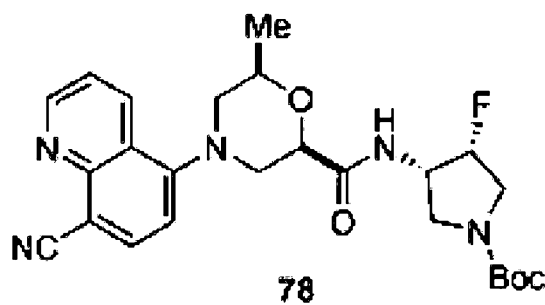


with triethylamine (TEA) to form a solution,

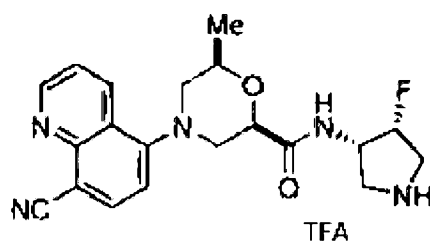
adding hydroxybenzotriazole (HOBt) and a mixture of (3*S*,4*R*)-*tert*-butyl 3-amino-4-fluoropyrrolidine-1-carboxylate and (3*R*,4*S*)-*tert*-butyl 3-amino-4-fluoropyrrolidine-1-carboxylate to the solution,

and adding 1-(3-dimethylaminopropyl)-3-ethylcarbodiimide hydrochloride (EDC) to the solution,

to provide a compound of Formula 78,

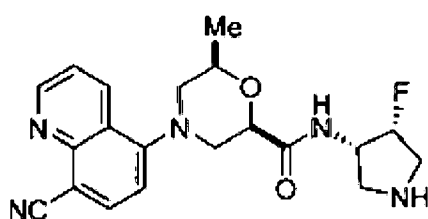


reacting a compound of Formula 78 with trifluoroacetic acid (TFA) to provide a compound of Formula ER-899742-TFA,



ER-899742-TFA,

and adding a basic ion-exchange resin to a compound of Formula ER-899742-TFA to provide a compound of Formula ER-899742,



(ER-899742).

18. The method of claim 17, wherein the solution is cooled to about 0 °C before addition of EDC.

19. The method of claim 17, wherein the reacting a compound of Formula 78 with trifluoroacetic acid (TFA) is reacted at about 49 °C.

20. The method of claim 17, wherein the basic ion-exchange resin comprises Amberlite IRA 400 hydroxide.

Eisai R&D Management Co., Ltd.
Patent Attorneys for the Applicant/Nominated Person
SPRUSON & FERGUSON

FIG. 1A

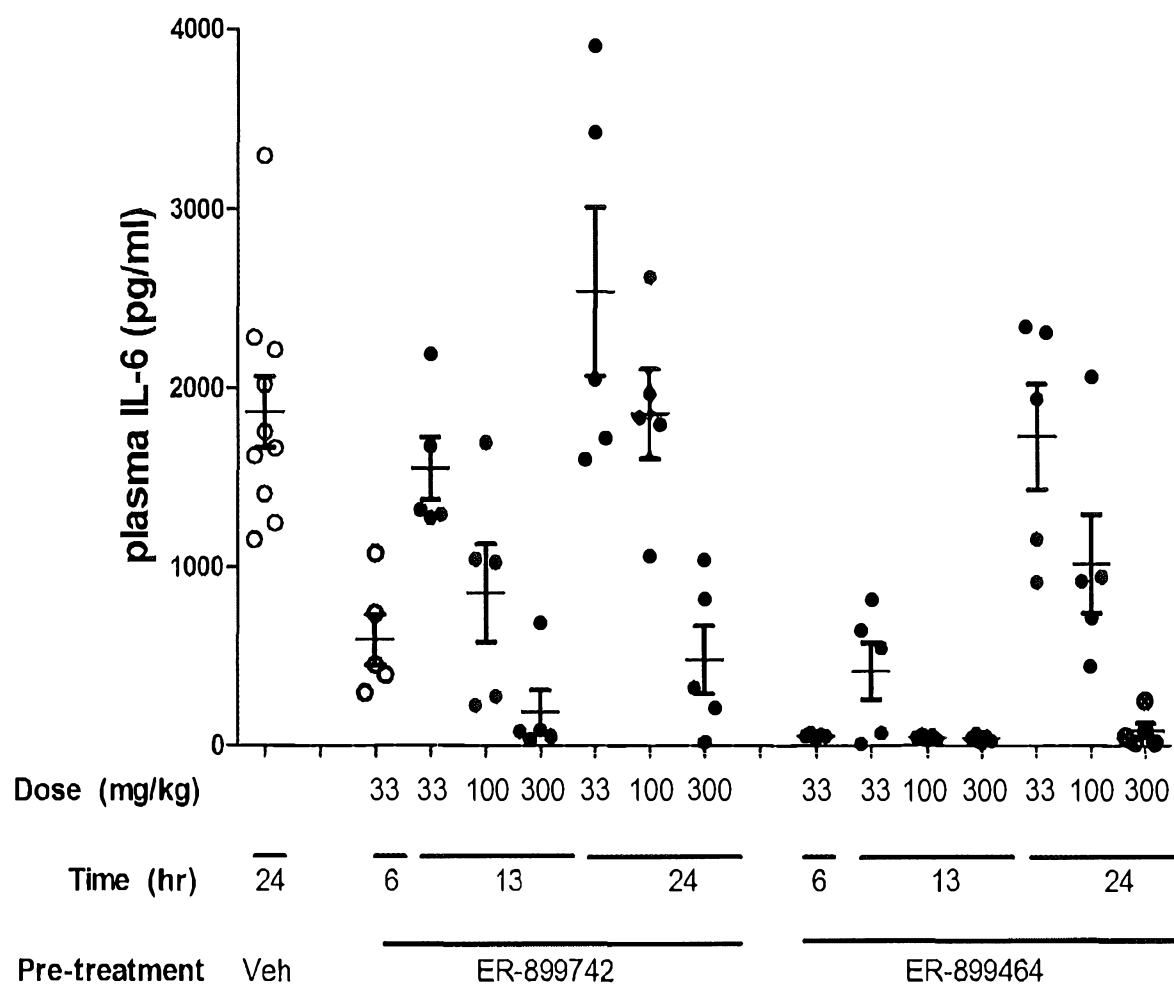


FIG. 1B

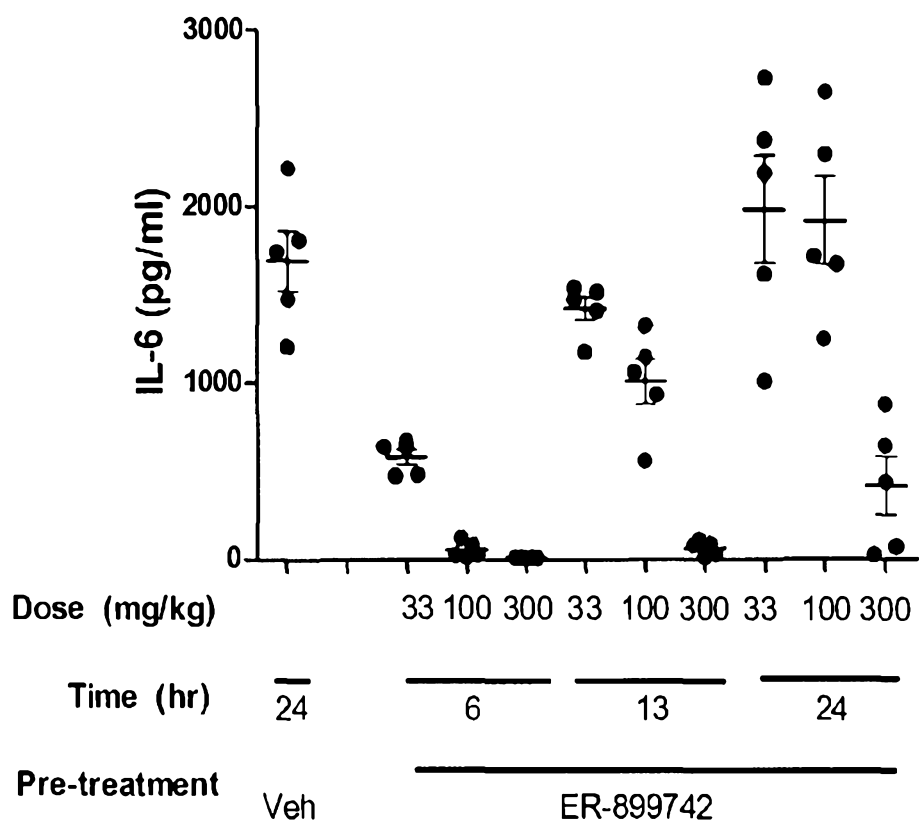


FIG. 2A

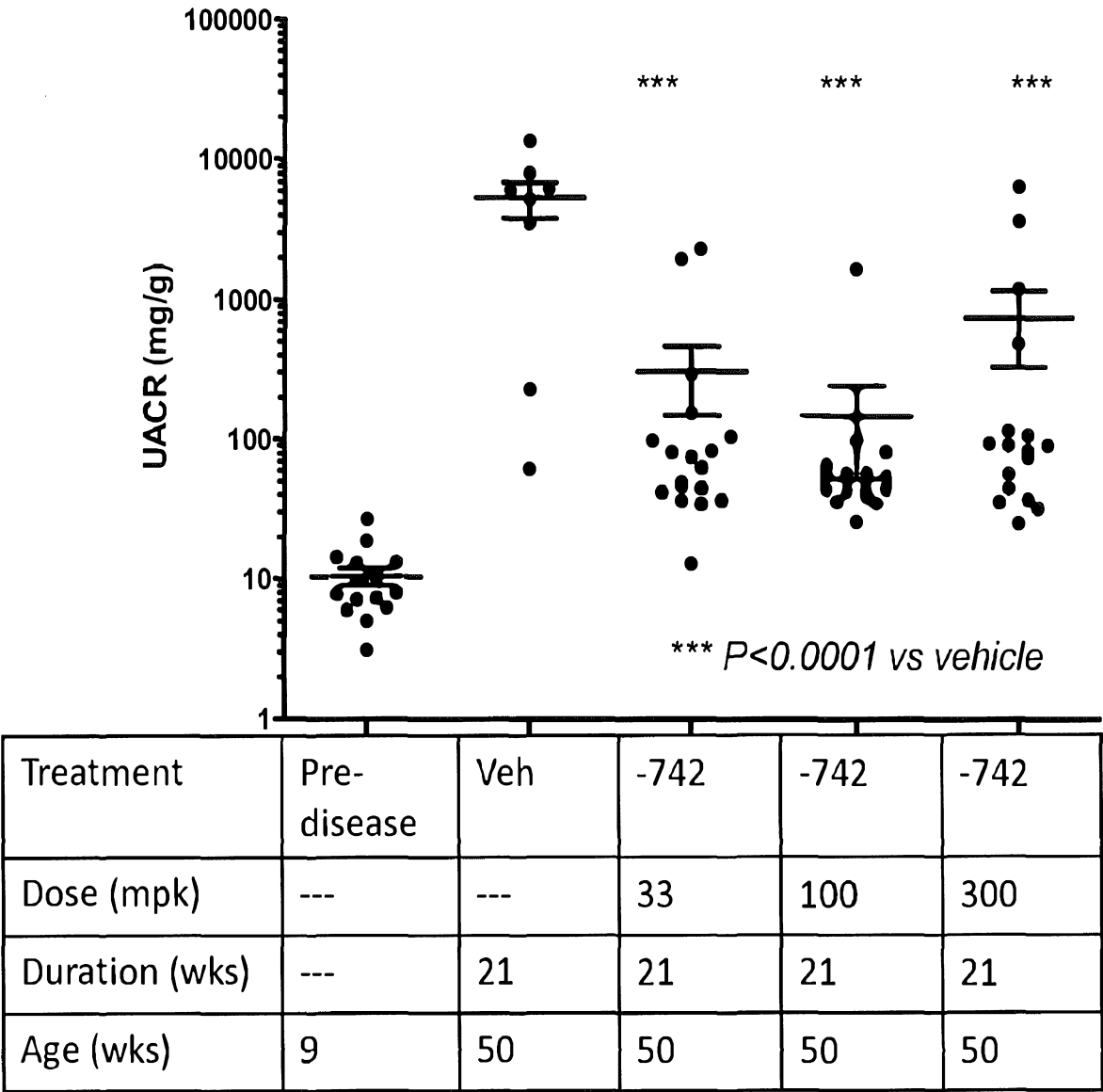


FIG. 2B

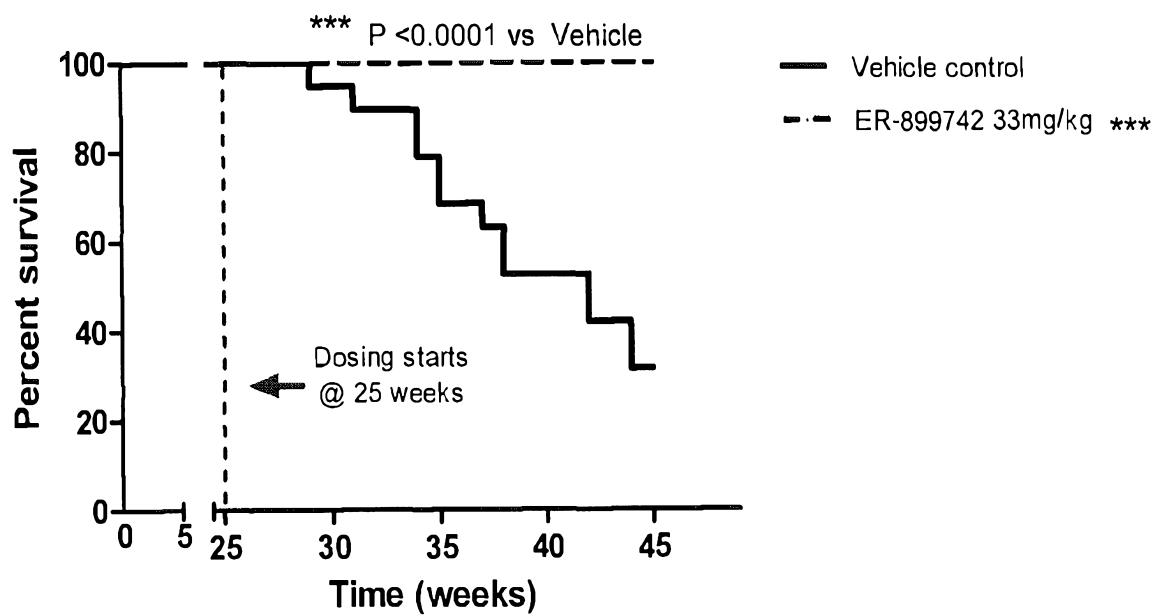
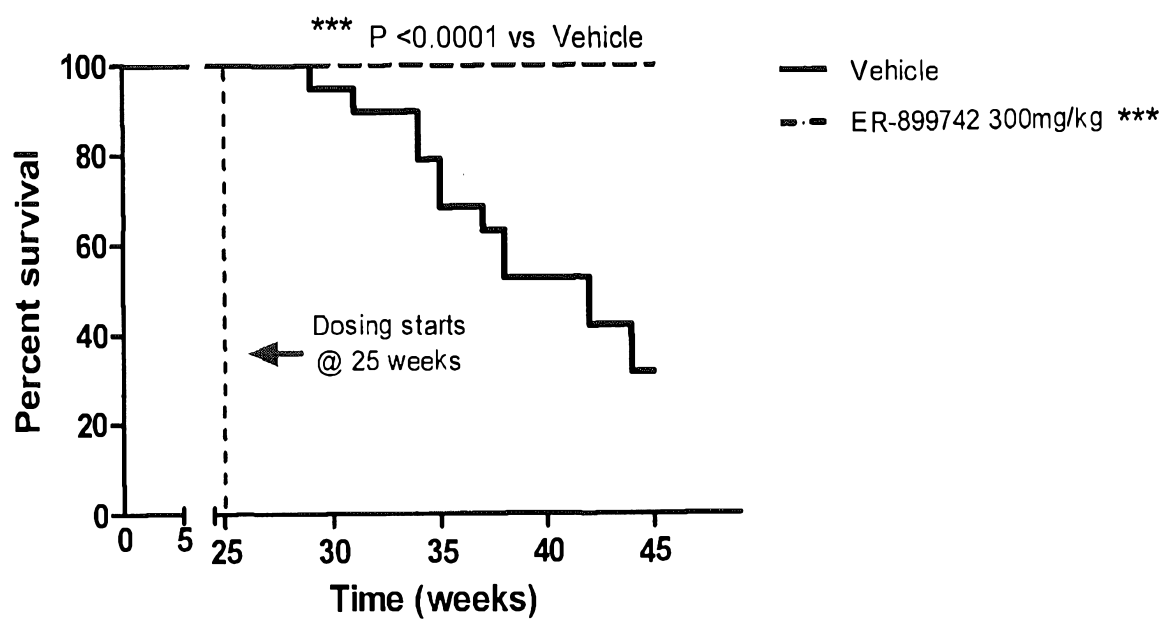


FIG. 2C

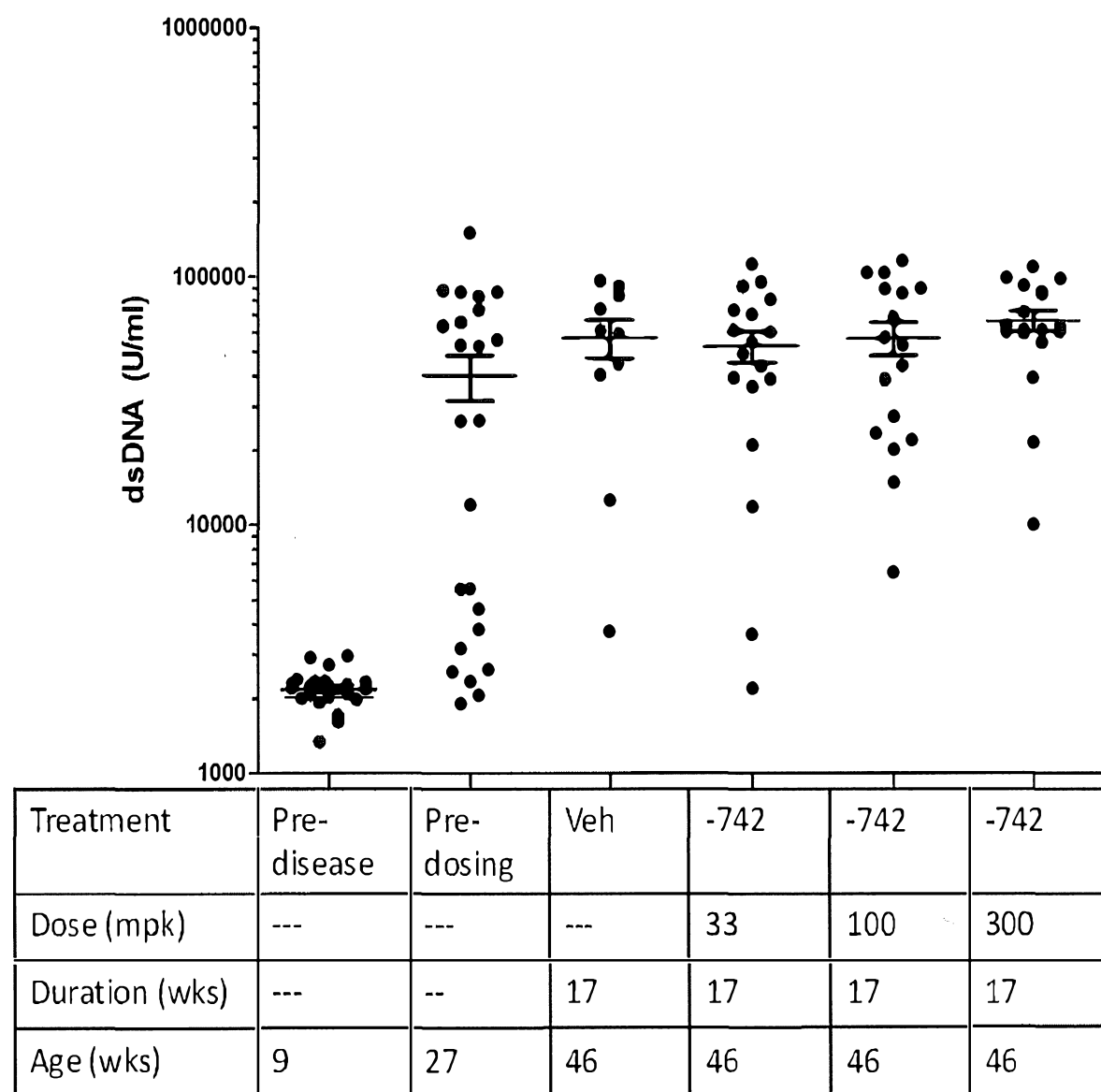


FIG. 3A

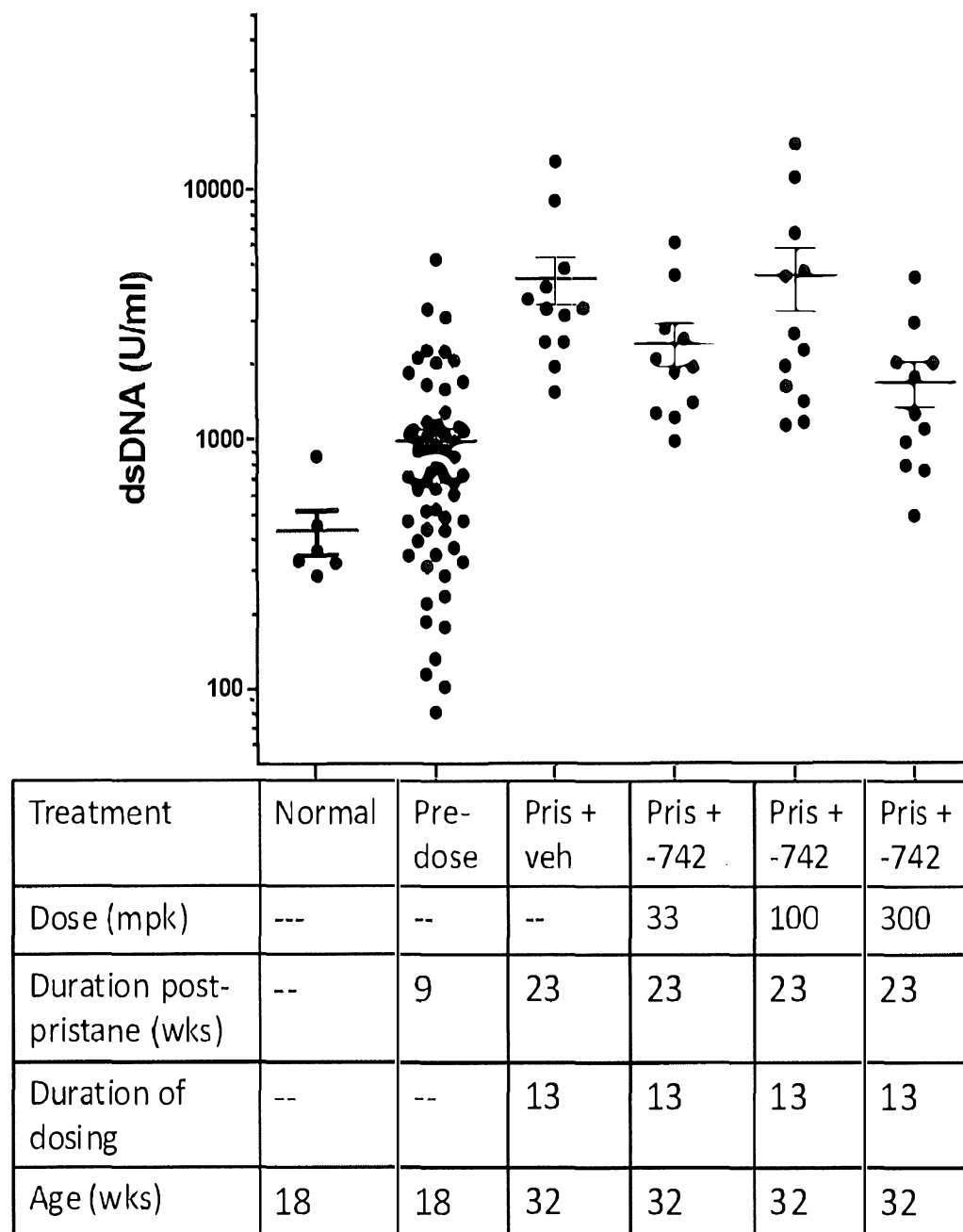


FIG. 3B

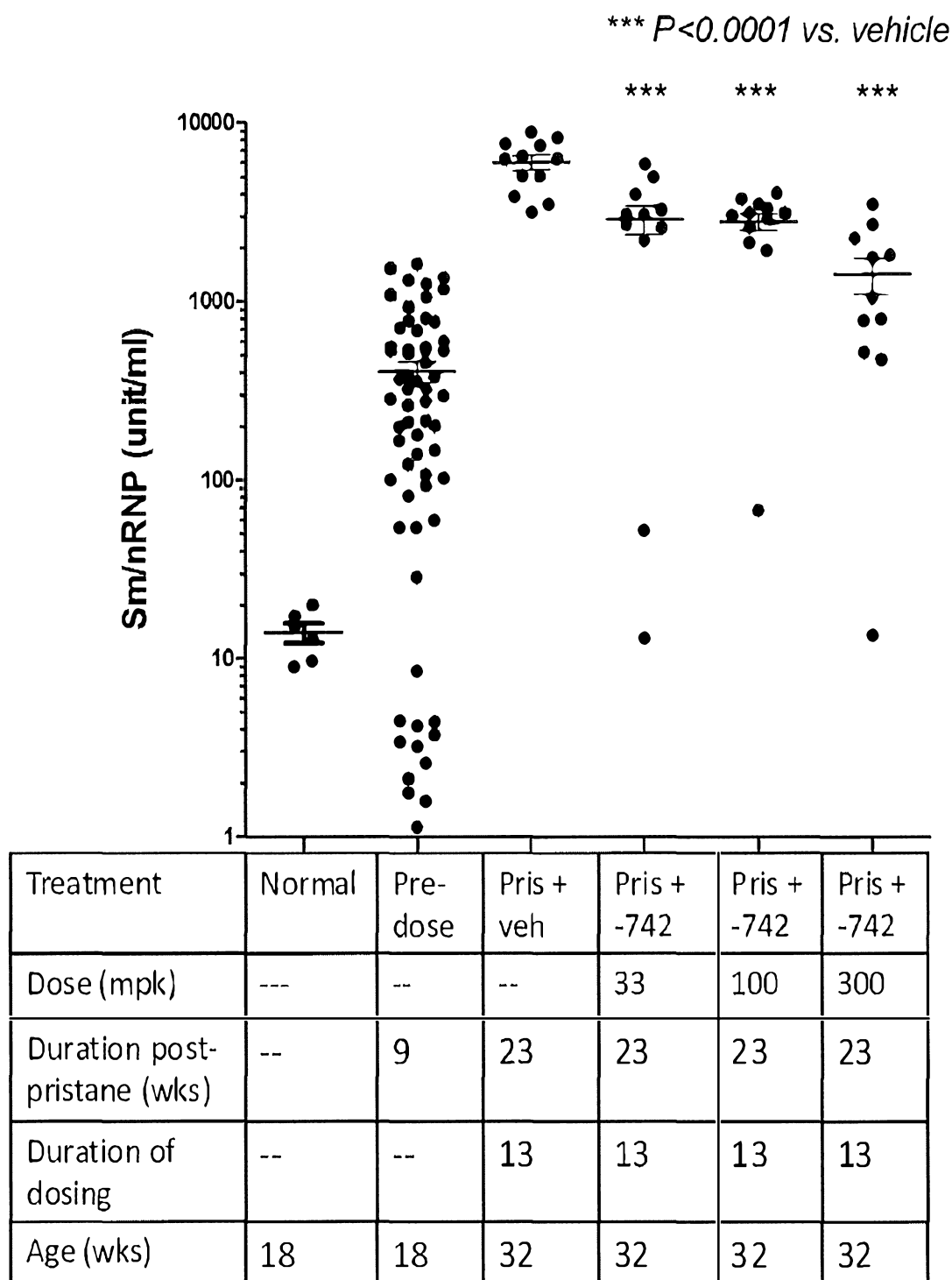


FIG. 3C

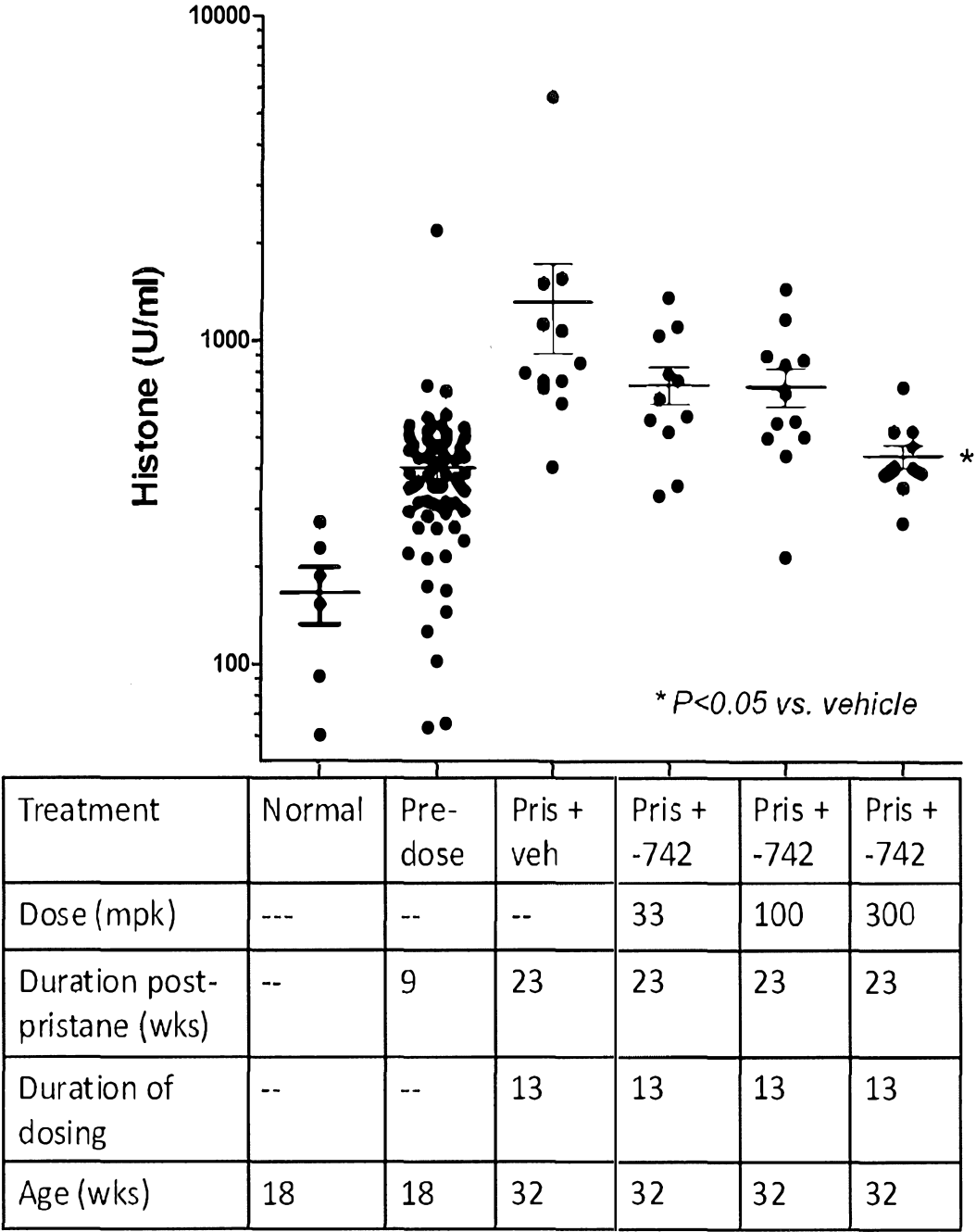
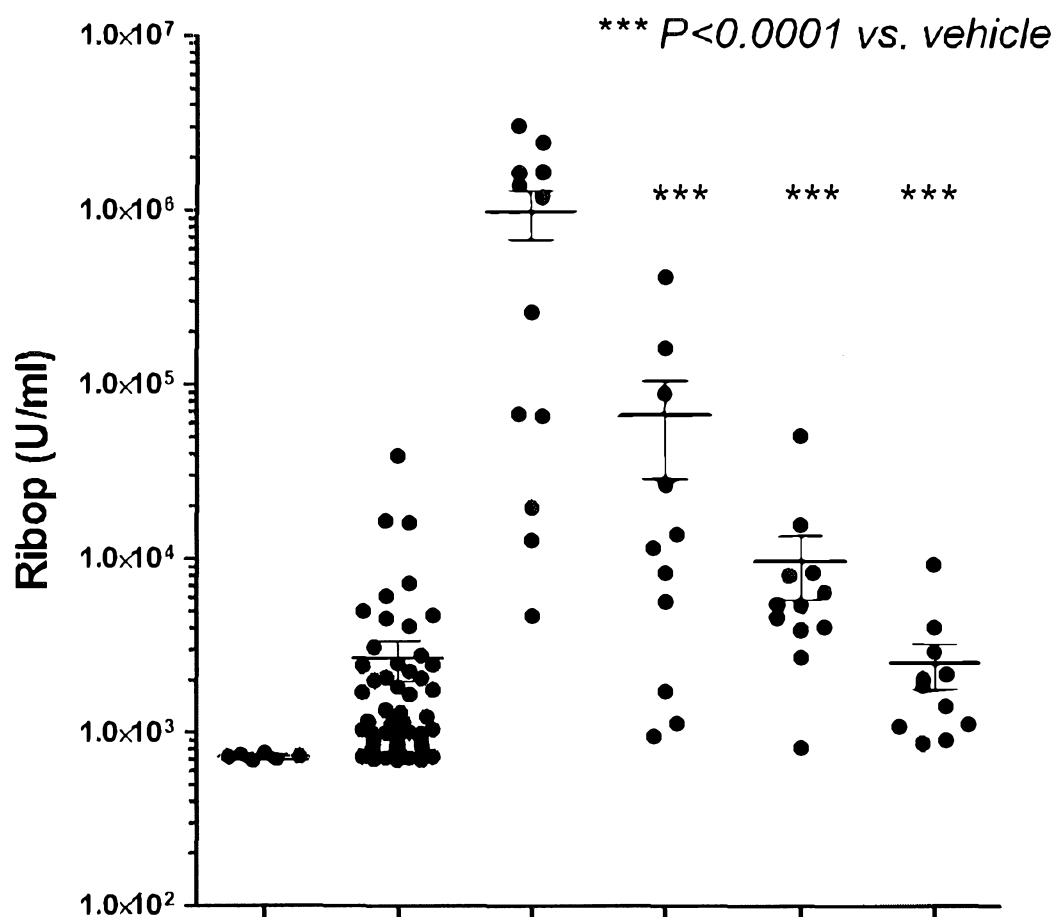


FIG. 3D

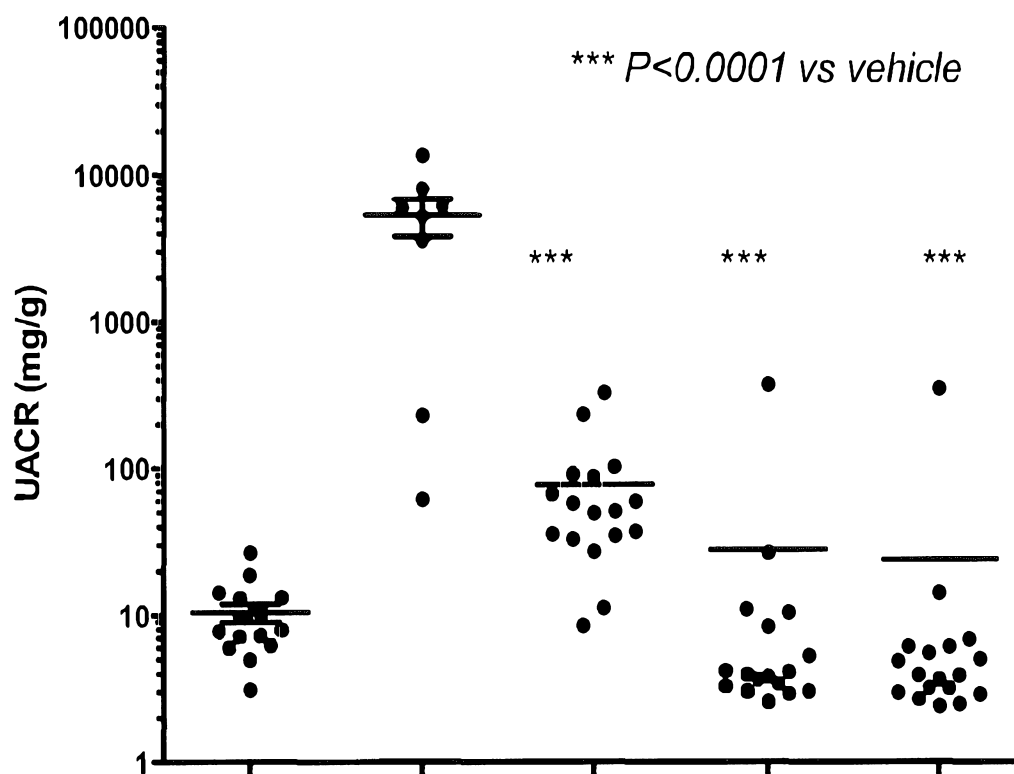


Treatment	Normal	Pre-dose	Pris + veh	Pris + -742	Pris + -742	Pris + -742
Dose (mpk)	---	--	--	33	100	300
Duration post-pristane (wks)	--	9	23	23	23	23
Duration of dosing	--	--	13	13	13	13
Age (wks)	18	18	32	32	32	32

FIG. 3E

Gene Number	Gene Name
1	Oas3
2	Ifi27l2a
3	Ifi44 *
4	Oasl2
5	Irf7 *
6	Ifit1 *
7	Cmpk2
8	Xaf1
9	Mx1
10	Fcgr1
11	Mmp8
12	Ddx60
13	Ifi204
14	Usp18 *
15	Ifi202b
16	Siglec1 *
17	Isg15 *
18	Herc6
19	Ifit3
20	Fpr1
21	Bst2
22	Cxcl10
23	Ms4a6c
24	Mmp9
25	Ccr2
26	Cd38
27	Tlr7
28	Prf1
29	C1qa
Twenty nine (29) genes significantly altered between Pristane + Vehicle vs. uninduced PBS control (P<0.05, at least 1.5 fold change)	
* Significantly reduced by ER-899742 vs. vehicle-treated pristane-induced mice (6 genes) (P<0.05, at least 1.5 fold change)	

FIG. 4A



Treatment	Pre-disease	Veh	-464	-464	-464
Dose (mpk)	---	---	33	100	300
Duration (wks)	---	21	21	21	21
Age (wks)	9	50	50	50	50

FIG. 4B

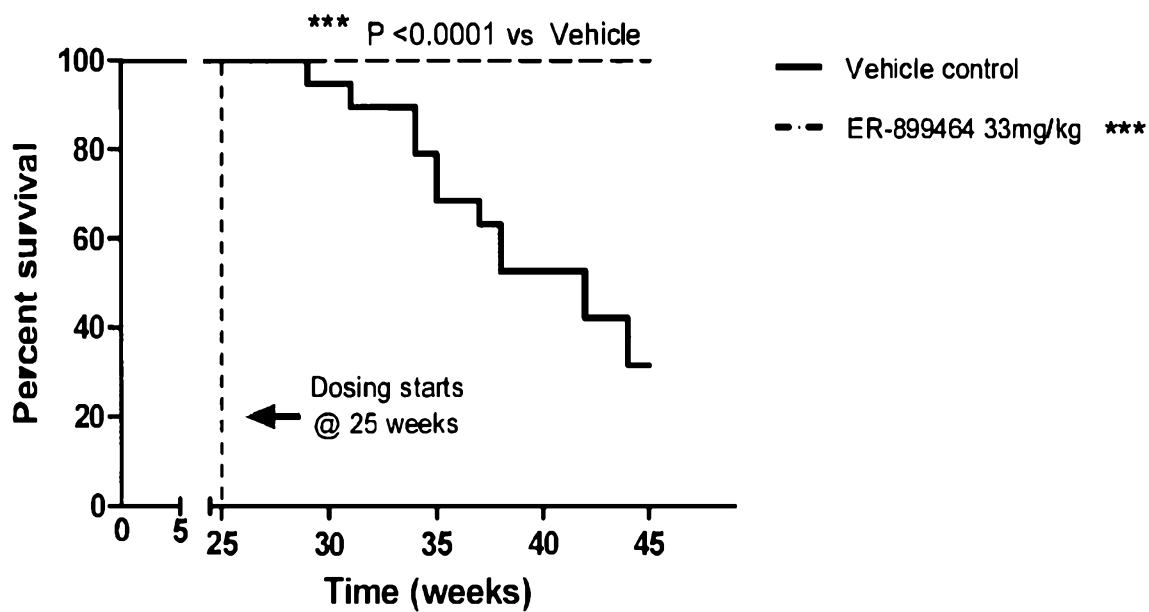
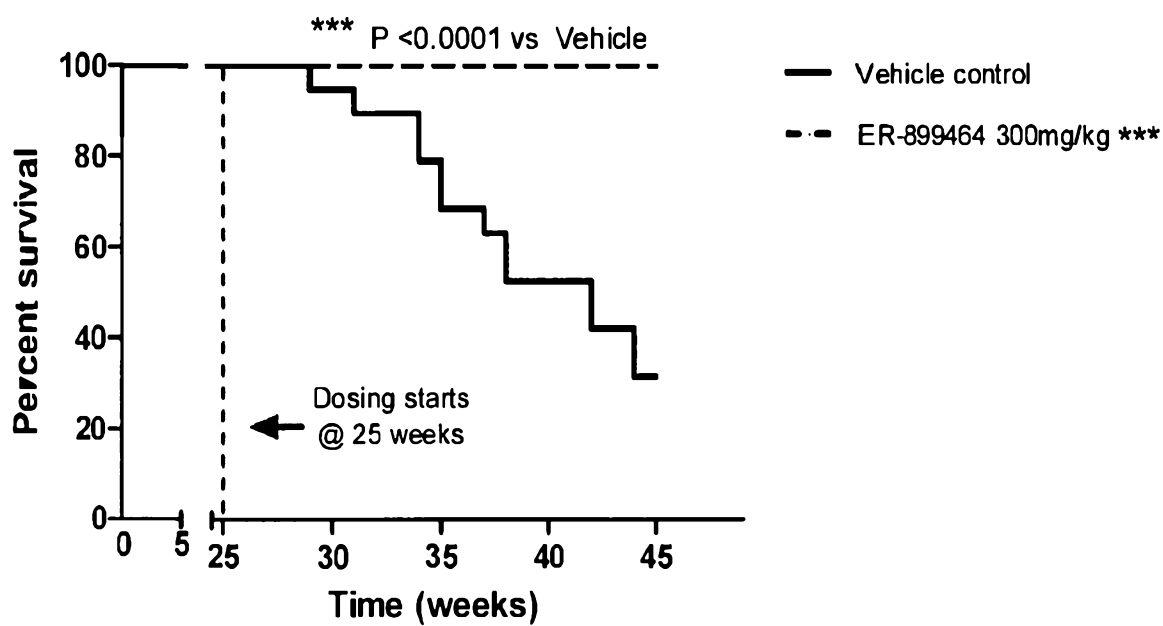


FIG. 4C

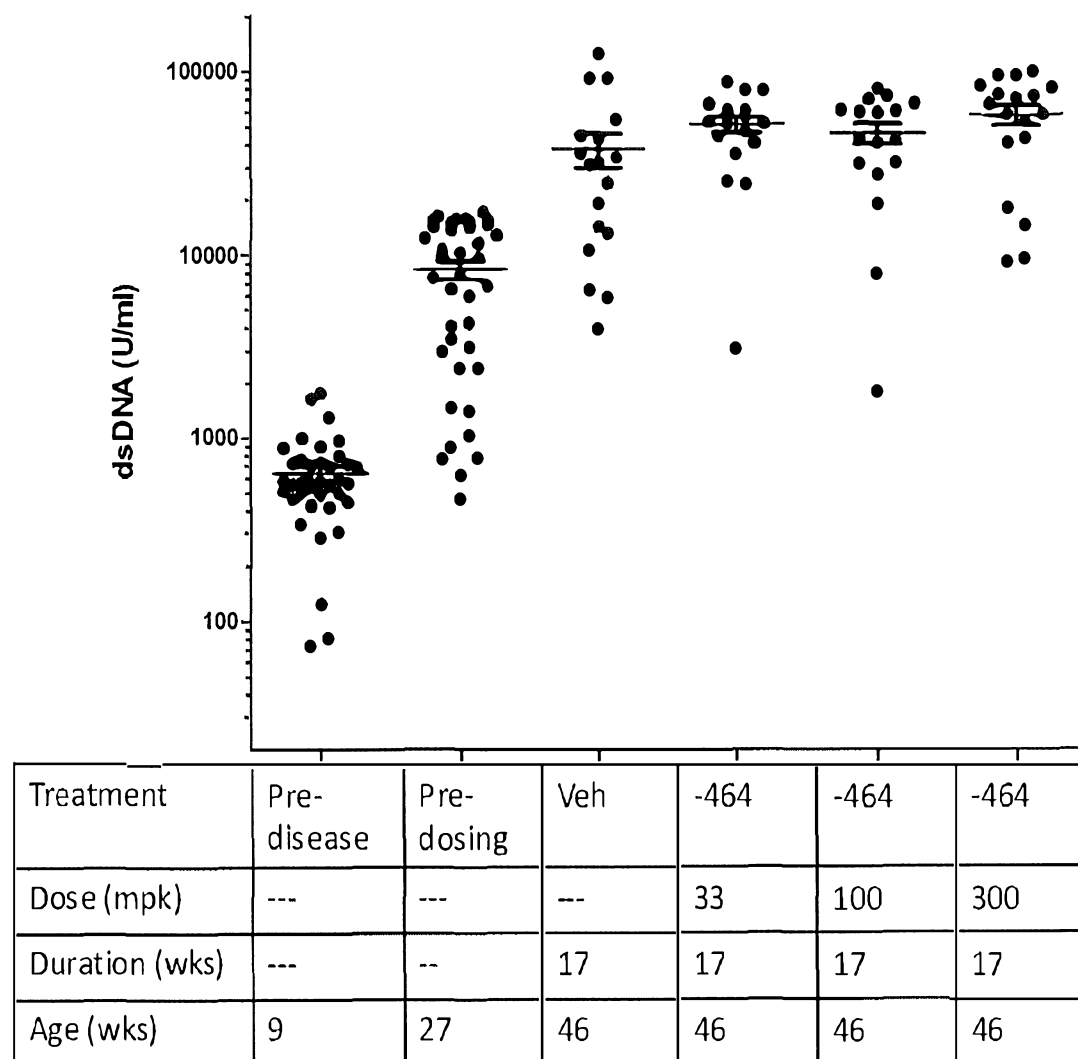


FIG. 5A

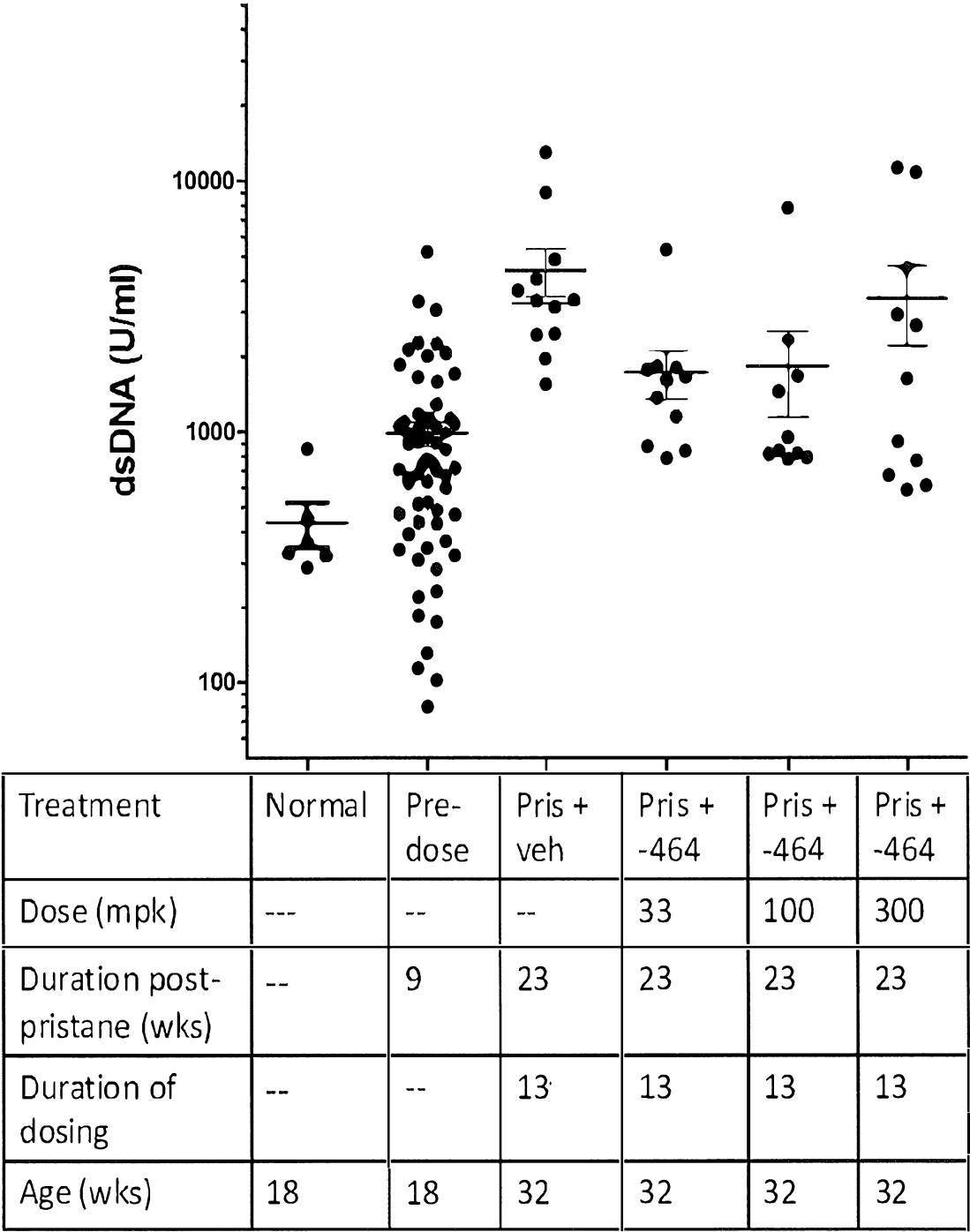
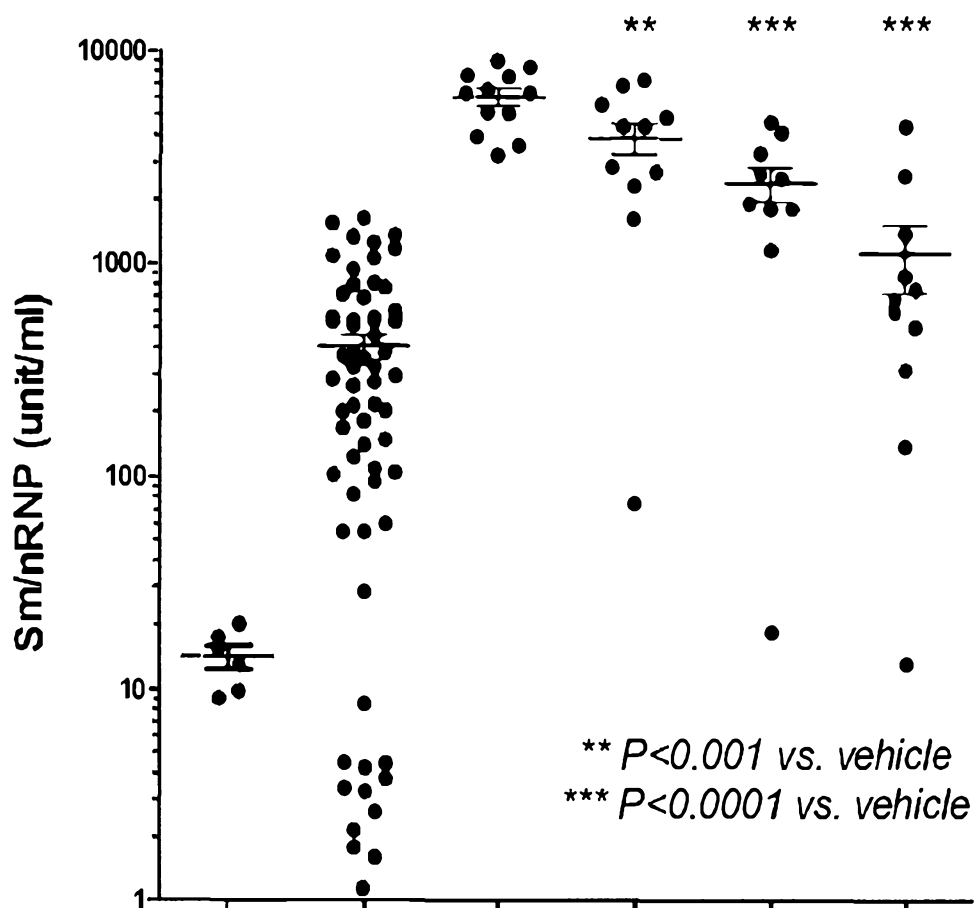
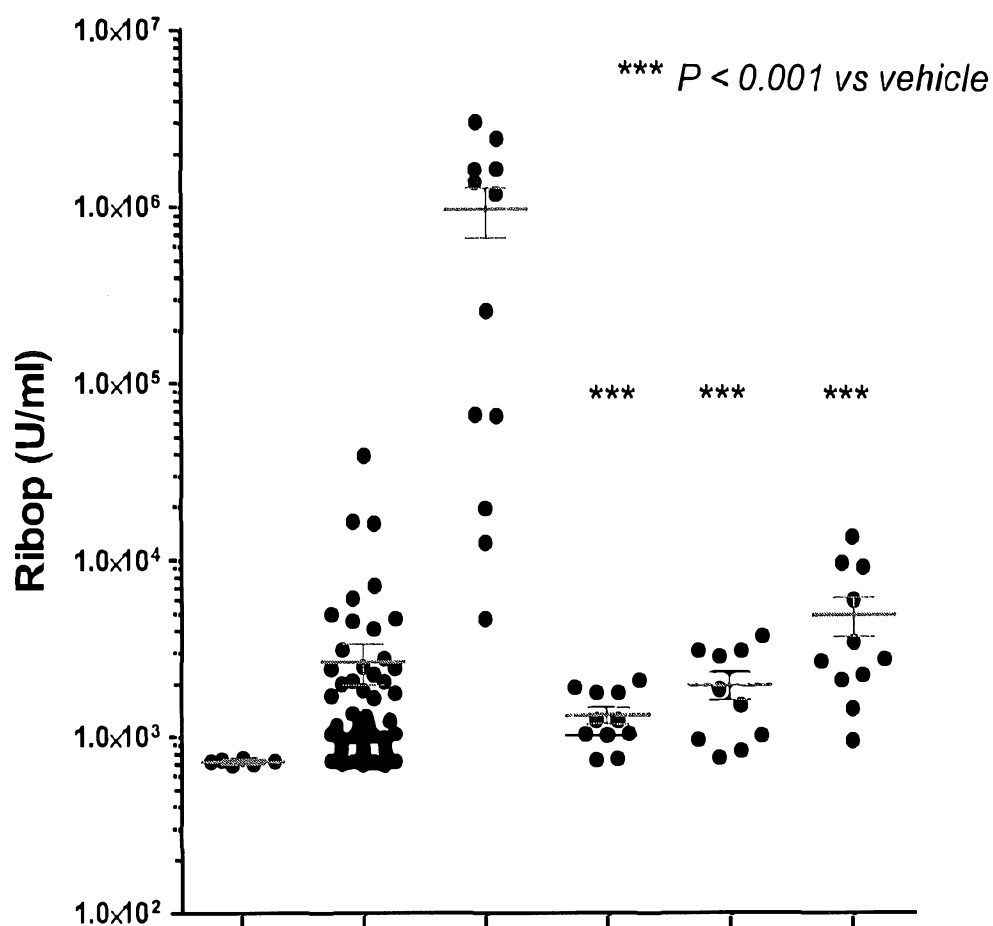


FIG. 5B



Treatment	Normal	Pre-dose	Pris + veh	Pris + -464	Pris + -464	Pris + -464
Dose (mpk)	---	--	--	33	100	300
Duration post-pristane (wks)	--	9	23	23	23	23
Duration of dosing	--	--	13	13	13	13
Age (wks)	18	18	32	32	32	32

FIG. 5C



Treatment	Normal	Pre-dose	Pris + veh	Pris + -464	Pris + -464	Pris + -464
Dose (mpk)	---	--	--	33	100	300
Duration post-pristane (wks)	--	9	23	23	23	23
Duration of dosing	--	--	13	13	13	13
Age (wks)	18	18	32	32	32	32

FIG. 5D

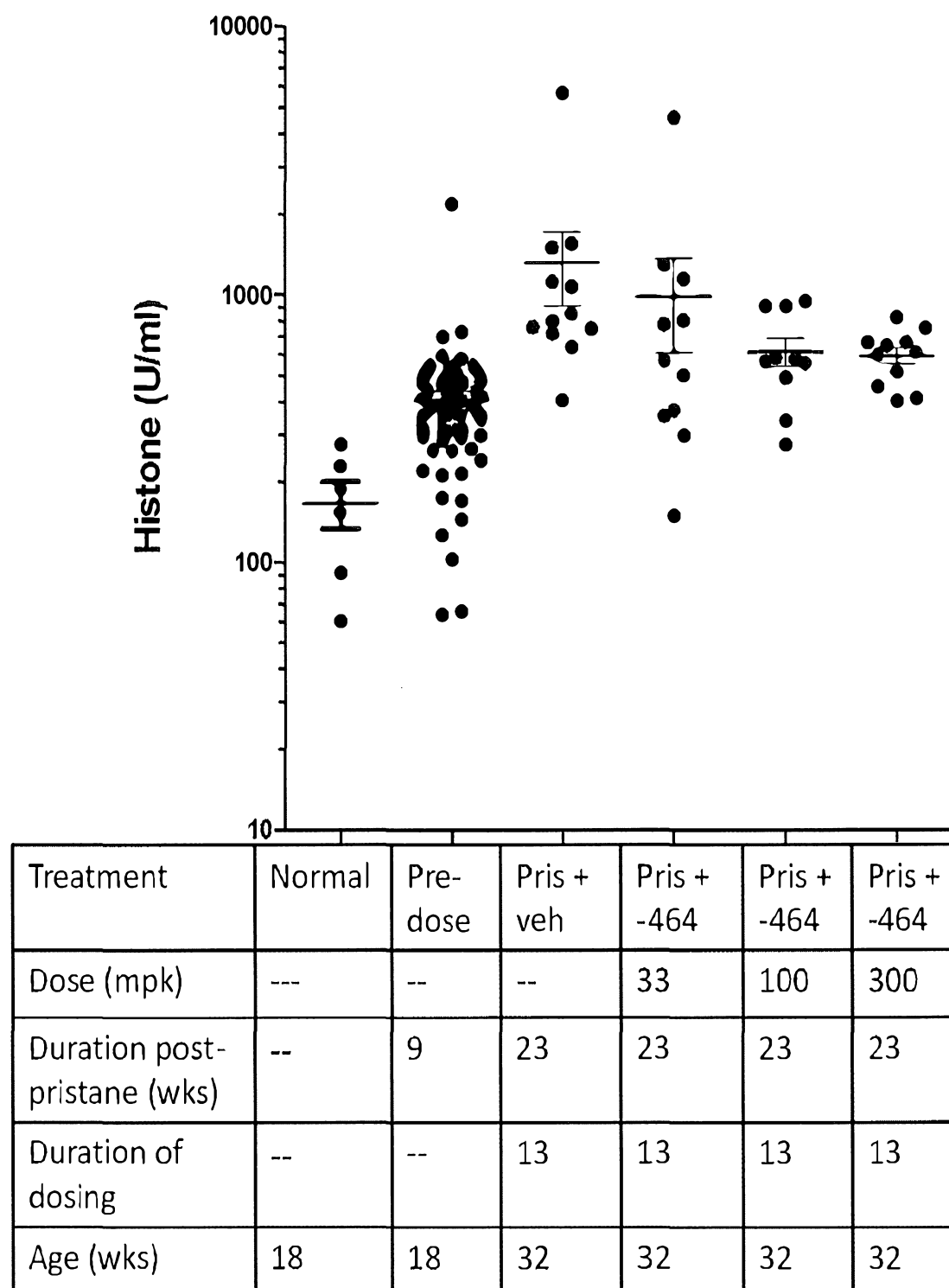


FIG. 6A

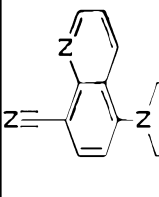
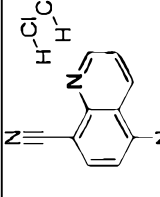
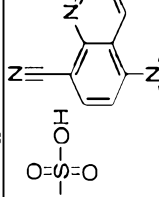
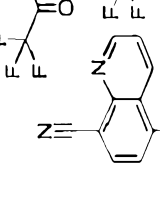
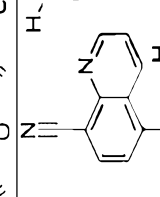
Number	Structure	MW	HEK /hTLR7 IC50 (μ M)	HEK/ hTLR9 IC50 (μ M)	Chemical Name	¹ H-NMR	MS
ER-878952	 <chem>C16H17N3O</chem>	267.3	0.1136	>30	5-((2R,6S)-2,6-dimethylmorpholino)quinoline-8-carbonitrile	¹ H NMR (400 MHz, methanol-d4) δ ppm 0.93 (6 H, d) 1.97 2.12 (2 H, m) 2.31 2.45 (2 H, m) 3.35 - 3.47 (2 H, m) 7.09 - 7.22 (1 H, m) 7.53 - 7.62 (1 H, m) 8.01 - 8.10 (1 H, m) 8.46 - 8.56 (1 H, m) 8.86 - 8.95 (1 H, m),	LCMS (ESI+) calcd for C ₁₆ H ₁₇ N ₃ O (M+H ⁺) 268.3, found 268.1
ER-878952-02	 <chem>C16H19Cl2N3O</chem>	340.3	0.0738	>20	5-((2R,6S)-2,6-dimethylmorpholino)quinoline-8-carbonitrile dihydrochloride	¹ H NMR (400 MHz, METHANOL-d4) δ ppm 0.93 (6 H, d) 1.97 - 2.12 (2 H, m) 2.31 - 2.45 (2 H, m) 3.35 - 3.47 (2 H, m) 7.09 - 7.22 (1 H, m) 7.53 - 7.62 (1 H, m) 8.01 - 8.10 (1 H, m) 8.46 - 8.56 (1 H, m) 8.86 8.95 (1 H, m)	LCMS (ESI+) calcd for C ₁₆ H ₁₇ N ₃ O (M+H ⁺) 268.3, found 268.1
ER-878952-13	 <chem>C17H21N3O4S</chem>	363.4	0.1410	>20	5-((2R,6S)-2,6-dimethylmorpholino)quinoline-8-carbonitrile methanesulfonate	¹ H NMR (400 MHz, CHLOROFORM-d) δ ppm 1.26 (d, J=6.34 Hz, 7 H) 2.84 - 2.98 (m, 14 H) 3.40 - 3.54 (m, 2 H) 4.02 - 4.13 (m, 2 H) 7.42 (d, J=8.54 Hz, 1 H) 8.22 - 8.35 (m, 2 H) 9.27 (d, J=1.22 Hz, 1 H) 9.44 (d, J=4.64 Hz, 1 H) 12.42 (br. s., 2 H)	
ER-878952-24	 <chem>C20H19F6N3O5</chem>	495.4	0.0490	>20	5-((2R,6S)-2,6-dimethylmorpholino)quinoline-8-carbonitrile bis(2,2,2-trifluoroacetate)	¹ H NMR (400 MHz, METHANOL-d4) δ ppm 0.94 (d, J=6.45 Hz, 9 H) 1.91 (br. s., 1 H) 2.02 (dd, J=7.32, 3.81 Hz, 3 H) 2.39 (t, J=11.57 Hz, 3 H) 3.38 - 3.43 (m, 3 H) 7.16 (d, J=7.91 Hz, 1 H) 7.57 (dd, J=8.50, 4.39 Hz, 1 H) 8.07 (d, J=8.20 Hz, 1 H) 8.52 (dd, J=8.64, 1.61 Hz, 1 H) 8.91 (dd, J=4.39, 1.76 Hz, 1 H)	
ER-878952-25	 <chem>C16H21N3O7S2</chem>	431.5	0.1200	>20	5-((2R,6S)-2,6-dimethylmorpholino)quinoline-8-carbonitrile bis(sulfonate)	¹ H NMR (400 MHz, DMSO-d6) δ ppm 1.09 (d, J=6.15 Hz, 8 H) 2.52 (t, J=11.13 Hz, 3 H) 3.26 - 3.30 (m, 5 H) 3.86 - 3.95 (m, 3 H) 7.16 (d, J=8.20 Hz, 1 H) 7.62 (ddd, J=8.50, 4.10, 1.17 Hz, 1 H) 8.19 (dd, J=7.91, 1.17 Hz, 1 H) 8.51 (dd, J=8.64, 1.32 Hz, 1 H) 8.99 (dt, J=2.71, 1.43 Hz, 1 H)	

FIG. 6B

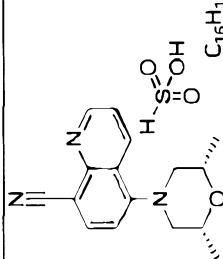
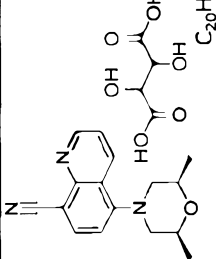
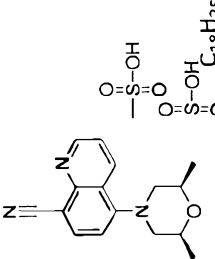
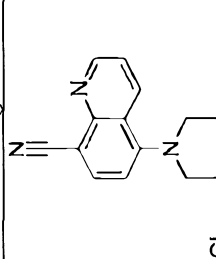
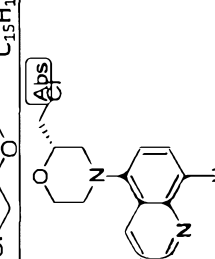
ER-878952-26		349.4	0.0880	>20	5-((2R,6S)-2,6-dimethylmorpholino)quinoline-8-carbonitrile sulfonate	¹ H NMR (400 MHz, DMSO- <i>d</i> ₆) δ ppm 1.04 - 1.25 (m, 17 H) 2.44 - 2.67 (m, 8 H) 3.30 (s, 3 H) 3.27 (s, 3 H) 3.82 - 4.09 (m, 7 H) 7.12 - 7.31 (m, 3 H) 7.56 - 7.75 (m, 3 H) 8.09 - 8.33 (m, 3 H) 8.49 - 8.74 (m, 4 H) 8.98 (ddd, J=4.32, 3.00, 1.76 Hz, 20 H) 9.09 (m, 1 H)	
ER-87895227		417.4	0.1250	>20	5-((2S,6R)-2,6-dimethylmorpholino)quinoline-8-carbonitrile 2,3-dihydroxysuccinate		
ER-878952-28		459.5	0.1040	>20	5-((2S,6R)-2,6-dimethylmorpholino)quinoline-8-carbonitrile dimethanesulfonate		
ER-879484		287.7	0.3435	>20	5-(2-(chloromethyl)morpholino)quinoline-8-carbonitrile	¹ H NMR (400 MHz, METHANOL- <i>d</i> ₄) δ ppm 1.20 (d, J=6.15 Hz, 1 H) 3.31 (s, 1 H) 3.64 (dd, J=5.57, 0.88 Hz, 2 H) 4.00 - 4.08 (m, 3 H) 7.61 (dd, J=8.50, 4.39 Hz, 1 H) 8.09 - 8.14 (m, 2 H)	
ER-879570		287.7	0.2230	>20	(S)-5-(2-(chloromethyl)morpholino)quinoline-8-carbonitrile		

FIG. 6C

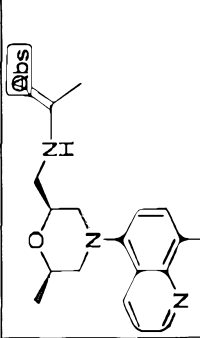
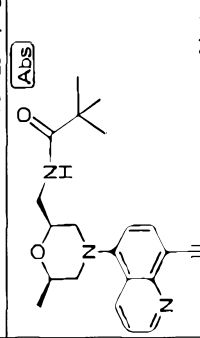
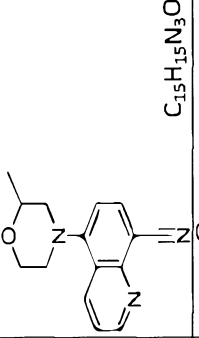
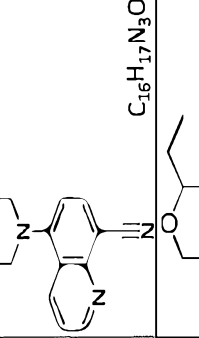
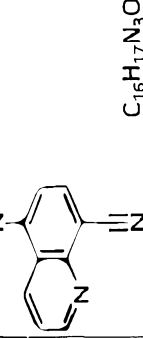
ER-879689	 $C_{18}H_{20}N_4O_2$	324.4	0.3400	>20	N-(((2S,6R)-4-(8-cyanoquinolin-5-yl)-6-methylmorpholin-2-yl)methyl)acetamide	¹ H NMR (400 MHz, CHLOROFORM-d) δ ppm 0.81 (br. s., 1 H) 1.23 - 1.28 (m, 5 H) 1.54 (s, 4 H) 2.02 - 2.06 (m, 4 H) 2.61 (s, 1 H) 2.63 (s, 1 H) 2.66 (s, 1 H) 2.69 (s, 1 H) 3.17 - 3.24 (m, 2 H) 3.26 - 3.28 (m, 1 H) 3.30 (s, 1 H) 3.60 - 3.66 (m, 1 H) 3.96 - 4.04 (m, 2 H) 5.89 (br. s., 1 H) 7.05 (d, J=7.91 Hz, 1 H) 7.24 (d, J=0.59 Hz, 4 H) 7.50 (dd, J=8.50, 4.39 Hz, 1 H) 8.01 (s, 1 H) 8.03 (s, 1 H) 8.41 (dd, J=8.50, 1.76 Hz, 1 H) 9.05 - 9.07 (m, 1 H)	
ER-879713	 $C_{21}H_{26}N_4O_2$	366.5	0.0920	>20	N-(((2S,6R)-4-(8-cyanoquinolin-5-yl)-6-methylmorpholin-2-yl)methyl)pivalamide	¹ H NMR (400 MHz, CHLOROFORM-d) δ ppm 1.21 - 1.28 (m, 13 H) 2.03 - 2.11 (m, 1 H) 2.49 - 2.54 (m, 1 H) 2.60 - 2.67 (m, 2 H) 2.87 - 2.91 (m, 2 H) 3.19 - 3.33 (m, 3 H) 3.43 - 3.47 (m, 1 H) 3.60 - 3.67 (m, 1 H) 3.98 - 4.05 (m, 2 H) 6.27 (br. s., 1 H) 7.05 (d, J=7.91 Hz, 1 H) 7.23 - 7.26 (m, 2 H) 7.52 (dd, J=8.50, 4.39 Hz, 1 H) 8.03 (d, J=7.91 Hz, 1 H) 8.44 (dd, J=8.50, 1.46 Hz, 1 H) 9.07 (dd, J=4.39, 1.76 Hz, 1 H)	
ER 879739	 $C_{21}H_{26}N_4O_2$	253.3	0.2750	>20	5-(2-methylmorpholino)quinoline-8-carbonitrile	¹ H NMR (400 MHz, METHANOL-d4) δ ppm 1.16 - 1.21 (m, 4 H) 2.67 (dd, J=12.01, 9.96 Hz, 1 H) 2.94 - 3.02 (m, 1 H) 3.29 - 3.36 (m, 2 H) 3.93 - 4.01 (m, 4 H) 7.21 (d, J=7.91 Hz, 1 H) 7.61 (dd, J=8.50, 4.39 Hz, 1 H) 8.11 (d, J=7.91 Hz, 1 H) 8.63 (dd, J=8.64, 1.61 Hz, 1 H) 8.94 (dd, J=4.39, 1.76 Hz, 1 H)	
ER 880191	 $C_{15}H_{15}N_3O$	267.3	0.3095	>20	5-((2S,6S)-2,6-dimethylmorpholino)quinoline-8-carbonitrile	¹ H NMR (400 MHz, METHANOL-d4) δ ppm 1.20 (d, J=6.15 Hz, 8 H) 1.38 (d, J=6.45 Hz, 1 H) 2.55 - 2.64 (m, 3 H) 3.29 - 3.36 (m, 3 H) 3.97 - 4.06 (m, 2 H) 7.18 - 7.22 (m, 1 H) 7.62 (dd, J=8.50, 4.39 Hz, 1 H) 8.09 - 8.13 (m, 1 H) 8.64 (dd, J=8.64, 1.61 Hz, 1 H) 8.94 (dd, J=4.39, 1.46 Hz, 1 H)	
ER-880639	 $C_{16}H_{17}N_3O$	276.3	0.3490	>20	5-(2-ethylmorpholino)quinoline-8-carbonitrile	¹ H NMR (400 MHz, CHLOROFORM-d) δ ppm 1.00 (t, J=7.47 Hz, 3 H) 1.46 - 1.67 (m, 2 H) 2.05 (br. s., 4 H) 2.70 - 2.74 (m, 1 H) 3.03 (td, J=11.57, 3.22 Hz, 1 H) 3.21 - 3.31 (m, 2 H) 3.69 - 3.76 (m, 1 H) 3.96 (td, J=11.35, 2.49 Hz, 1 H) 4.04 - 4.09 (m, 1 H) 7.07 (d, J=7.91 Hz, 1 H) 7.50 (dd, J=8.50, 4.10 Hz, 1 H) 8.03 (d, J=7.91 Hz, 1 H) 8.46 (dd, J=8.50, 1.76 Hz, 1 H) 9.06 (dd, J=4.10, 1.76 Hz, 1 H)	

FIG. 6D

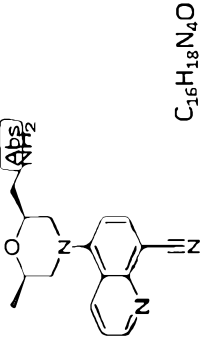
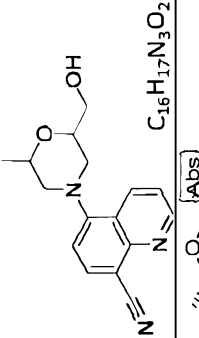
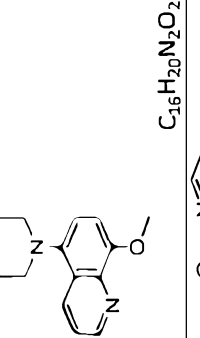
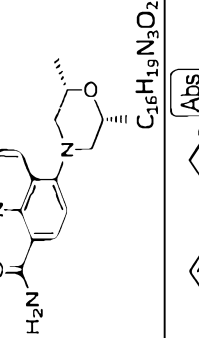
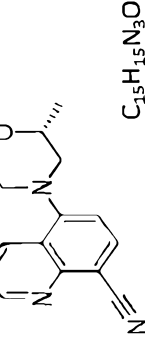
ER 884884	 C ₁₆ H ₁₈ N ₄ O	282.3	0.3060	>20	5-((2S,6R)-2-(aminomethyl)-6-methylmorpholino)quinoline-8-carbonitrile	¹ H NMR (400 MHz, METHANOL- <i>d</i> ₄) δ ppm 1.27 (d, <i>J</i> =6.15 Hz, 11 H) 2.63 - 2.67 (m, 2 H) 2.69 - 2.74 (m, 2 H) 2.97 (d, <i>J</i> =13.48 Hz, 1 H) 3.15 (s, 1 H) 3.18 (s, 1 H) 3.41 (s, 3 H) 3.37 (s, 3 H) 4.81 - 4.85 (m, 53 H) 7.24 (d, <i>J</i> =8.20 Hz, 3 H) 7.60 - 7.63 (m, 2 H) 8.12 (s, 1 H) 8.14 (s, 1 H) 8.60 (d, <i>J</i> =1.46 Hz, 1 H) 8.62 (d, <i>J</i> =1.46 Hz, 1 H) 8.96 (dd, <i>J</i> =4.10, 1.76 Hz, 2 H)	
ER 885047	 C ₁₆ H ₁₇ N ₃ O ₂	283.3	0.9558	>20	5-(2-(hydroxymethyl)-6-methylmorpholino)quinoline-8-carbonitrile		
ER-885113	 C ₁₆ H ₂₀ N ₂ O ₂	272.4	0.5285	>20	(2R,6S)-4-(8-methoxyquinolin-5-yl)-2,6-dimethylmorpholine		
ER-885160	 C ₁₆ H ₁₉ N ₃ O ₂	285.3	2.1600	>20	5-(2R,6S)-2,6-dimethylmorpholino)quinoline-8-carboxamide	¹ H NMR (400 MHz, METHANOL- <i>d</i> ₄) δ ppm 1.21 (6 H, d) 2.63 - 2.81 (2 H, m) 3.34 - 3.48 (2 H, m) 3.95 - 4.12 (2 H, m) 7.34 - 7.48 (1 H, m) 7.91 - 8.02 (1 H, m) 8.49 - 8.67 (1 H, m) 9.08 - 9.18 (1 H, m) 9.18 - 9.27 (1 H, m)	LCMS (ESI+) calcd for C ₁₆ H ₁₉ N ₃ O ₂ (M+H+) 286.3, found 286.3
ER-885211	 C ₁₅ H ₁₅ N ₃ O	253.3	0.0420	>20	(R)-5-(2-methylmorpholino)quinoline-8-carbonitrile		

FIG. 6E

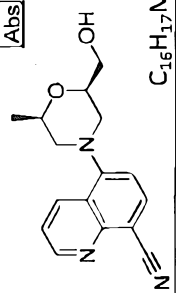
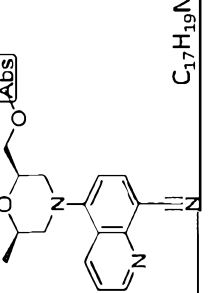
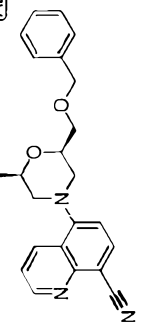
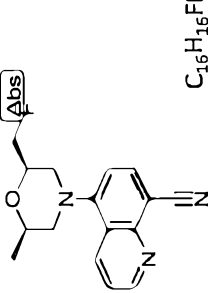
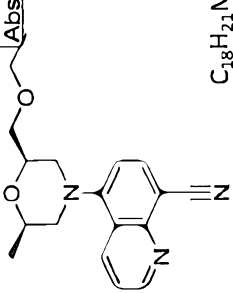
ER-885493		283.3	0.1043	>20	5-((2R,6R)-2-(hydroxymethyl)-6-methylmorpholino)quinoline-8-carbonitrile	¹ H NMR (400 MHz, METHANOL-d ₄) δ ppm 1.21 (3 H, d) 2.58 - 2.66 (1 H, m) 2.67 - 2.75 (1 H, m) 3.30 - 3.37 (1 H, m) 3.38 - 3.44 (1 H, m) 3.53 (1 H, dd) 3.63 (1 H, dd) 3.91 - 3.98 (1 H, m) 4.00 - 4.08 (1 H, m) 7.15 - 7.25 (1 H, m) 7.56 - 7.65 (1 H, m) 8.07 - 8.15 (1 H, m) 8.56 - 8.68 (1 H, m) 8.88 - 8.96 (1 H, m)	LCMS (ESI+) calcd for C ₁₆ H ₁₇ N ₃ O ₂ (M+H ⁺) 284.3, found 284.3
ER-885612		373.5	0.2750	>20	5-((2R,6R)-2-(methoxymethyl)-6-methylmorpholino)quinoline-8-carbonitrile	¹ H NMR (400 MHz, METHANOL-d ₄) δ ppm 1.22 (3 H, d) 2.62 (1 H, t) 2.82 (1 H, t) 3.30 - 3.41 (2 H, m) 3.99 - 4.27 (2 H, m) 4.41 (1 H, d) 4.53 (1 H, d) 7.18 - 7.32 (1 H, m) 7.62 (1 H, dd) 8.12 (1 H, d) 8.64 (1 H, dd) 8.89 - 8.99 (1 H, m)	LCMS (ESI+) calcd for C ₁₆ H ₁₆ F N ₃ O (M+H ⁺) 286.3, found 286.3
ER-885618		373.5	0.0270	>20	5-((2R,6R)-2-(benzyloxymethyl)-6-methylmorpholino)quinoline-8-carbonitrile	¹ H NMR (400 MHz, METHANOL-d ₄) δ ppm 1.21 (d, J=6.45 Hz, 4 H) 2.59 - 2.63 (m, 1 H) 2.65 (s, 1 H) 2.70 - 2.76 (m, 1 H) 3.30 - 3.43 (m, 3 H) 3.50 - 3.54 (m, 1 H) 3.58 - 3.63 (m, 1 H) 4.01 - 4.06 (m, 1 H) 4.08 - 4.13 (m, 1 H) 4.54 (s, 2 H) 4.82 - 4.87 (m, 7 H) 7.18 - 7.32 (m, 5 H) 7.57 - 7.61 (m, 1 H) 8.11 (d, J=7.91 Hz, 1 H) 8.58 - 8.62 (m, 1 H) 8.92 - 8.94 (m, 1 H)	
ER-885621		285.3	0.1800	>20	5-((2R,6R)-2-(fluoromethyl)-6-methylmorpholino)quinoline-8-carbonitrile		
ER-885807		311.4	0.1560	>20	5-((2R,6R)-2-(ethoxymethyl)-6-methylmorpholino)quinoline-8-carbonitrile	¹ H NMR (400 MHz, CHLOROFORM-d) δ ppm 1.20 (t, J=7.03 Hz, 3 H) 1.26 (d, J=6.45 Hz, 3 H) 2.00 (s, 1 H) 2.68 (s, 1 H) 2.71 (d, J=1.46 Hz, 1 H) 2.74 (s, 1 H) 2.78 (s, 1 H) 2.81 (s, 1 H) 2.84 (s, 1 H) 3.27 (d, J=12.01 Hz, 1 H) 3.38 (d, J=11.72 Hz, 1 H) 3.49 - 3.64 (m, 4 H) 4.02 - 4.14 (m, 2 H) 5.77 (br. s., 1 H) 7.14 (d, J=8.20 Hz, 1 H) 7.24 - 7.25 (m, 2 H) 7.64 (dd, J=8.50, 4.39 Hz, 1 H) 8.09 (d, J=8.20 Hz, 1 H) 8.61 (dd, J=8.50, 1.46 Hz, 1 H) 9.13 - 9.15 (m, 1 H)	

FIG. 6F

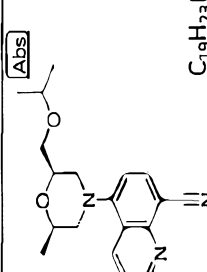
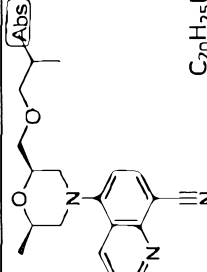
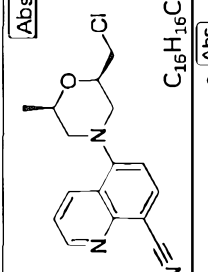
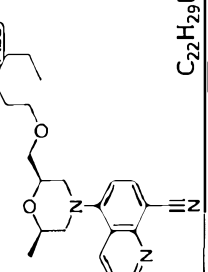
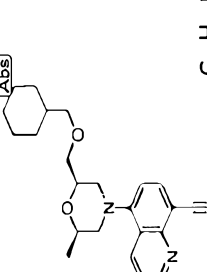
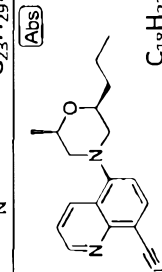
ER-885808	 C ₁₉ H ₂₃ N ₃ O ₂	325.4	0.0880	>20	5-((2R,6R)-2-(isopropoxymethyl)-6-methylmorpholino)quinoline-8-carbonitrile	¹ H NMR (400 MHz, CHLOROFORM- <i>d</i>) δ ppm 1.15 (dd, <i>J</i> =7.91, 6.15 Hz, 6 H) 1.25 (d, <i>J</i> =6.15 Hz, 3 H) 2.65 (s, 1 H) 2.68 (d, <i>J</i> =1.46 Hz, 1 H) 2.70 - 2.73 (m, 1 H) 2.76 (s, 1 H) 3.25 (s, 1 H) 3.28 (s, 1 H) 3.41 - 3.47 (m, 2 H) 3.59 - 3.66 (m, 3 H) 4.01 - 4.08 (m, 1 H) 7.10 (d, <i>J</i> =7.91 Hz, 1 H) 7.24 - 7.24 (m, 4 H) 7.54 - 7.57 (m, 1 H) 8.04 (s, 1 H) 8.06 (s, 1 H) 8.52 (dd, <i>J</i> =8.50, 1.76 Hz, 1 H) 9.09 (dd, <i>J</i> =4.10, 1.76 Hz, 1 H)	
ER 885892	 C ₂₀ H ₂₅ N ₃ O ₂	339.4	0.0740	>20	5-((2R,6R)-2-(isobutoxymethyl)-6-methylmorpholino)quinoline-8-carbonitrile	¹ H NMR (400 MHz, CHLOROFORM- <i>d</i>) δ ppm 0.87 (d, <i>J</i> =6.74 Hz, 7 H) 1.25 (d, <i>J</i> =6.15 Hz, 4 H) 1.68 (s, 21 H) 1.81 - 1.88 (m, 1 H) 2.63 - 2.66 (m, 1 H) 2.69 - 2.74 (m, 1 H) 3.19 - 3.28 (m, 4 H) 3.41 - 3.48 (m, 3 H) 3.59 (dd, <i>J</i> =9.96, 4.98 Hz, 1 H) 7.05 (s, 1 H) 7.07 (s, 1 H) 7.24 (s, 6 H) 7.48 - 7.51 (m, 1 H) 8.02 (s, 1 H) 8.04 (s, 1 H) 8.45 (d, <i>J</i> =1.76 Hz, 1 H) 8.47 (d, <i>J</i> =1.76 Hz, 1 H) 9.06 (dd, <i>J</i> =4.39, 1.76 Hz, 1 H)	
ER-885906	 C ₁₆ H ₁₆ ClN ₃ O	301.8	0.1980	>20	5-((2R,6R)-2-(chloromethyl)-6-methylmorpholino)quinoline-8-carbonitrile	¹ H NMR (400 MHz, CHLOROFORM- <i>d</i>) δ ppm 1.27 (d, <i>J</i> =6.15 Hz, 7 H) 1.60 (s, 83 H) 2.67 - 2.75 (m, 2 H) 3.48 (s, 1 H) 3.51 - 3.53 (m, 2 H) 3.64 (d, <i>J</i> =4.69 Hz, 1 H) 7.09 (d, <i>J</i> =8.20 Hz, 1 H) 7.24 - 7.24 (m, 31 H) 7.50 - 7.54 (m, 1 H) 8.04 (d, <i>J</i> =8.20 Hz, 1 H) 8.44 (d, <i>J</i> =7.03 Hz, 1 H)	
ER-885929	 C ₂₂ H ₂₉ N ₃ O ₂	367.5	0.2190	>20	5-((2R,6R)-2-(hexyloxymethyl)-6-methylmorpholino)quinoline-8-carbonitrile	¹ H NMR (400 MHz, CHLOROFORM- <i>d</i>) δ ppm 0.81 - 0.87 (m, 3 H) 1.21 - 1.33 (m, 11 H) 1.51 - 1.64 (m, 3 H) 2.62 - 2.76 (m, 3 H) 3.26 (dt, <i>J</i> =11.72, 2.05 Hz, 1 H) 3.38 - 3.50 (m, 5 H) 3.58 (dd, <i>J</i> =9.96, 5.27 Hz, 1 H) 3.99 - 4.11 (m, 2 H) 7.06 (d, <i>J</i> =7.91 Hz, 1 H) 7.24 (s, 1 H) 7.47 - 7.51 (m, 1 H) 8.01 (d, <i>J</i> =8.20 Hz, 1 H) 8.45 (dd, <i>J</i> =8.50, 1.46 Hz, 1 H) 9.05 (dd, <i>J</i> =4.10, 1.47 Hz, 1 H)	
ER-885930	 C ₂₃ H ₂₉ N ₃ O ₂	379.5	0.0710	>20	5-((2R,6R)-2-(cyclohexyloxymethyl)-6-methylmorpholino)quinoline-8-carbonitrile	¹ H NMR (400 MHz, CHLOROFORM- <i>d</i>) δ ppm 0.83 - 0.93 (m, 2 H) 1.10 - 1.27 (m, 6 H) 1.55 - 1.73 (m, 5 H) 2.66 - 2.70 (m, 1 H) 2.73 (d, <i>J</i> =7.32 Hz, 1 H) 2.76 (d, <i>J</i> =1.17 Hz, 1 H) 2.79 (s, 1 H) 3.24 - 3.32 (m, 3 H) 3.39 - 3.52 (m, 2 H) 3.59 (dd, <i>J</i> =9.96, 4.98 Hz, 1 H) 3.80 (br. s., 7 H) 4.01 - 4.12 (m, 2 H) 7.11 (d, <i>J</i> =7.91 Hz, 1 H) 7.24 - 7.25 (m, 2 H) 7.58 (dd, <i>J</i> =8.79, 4.39 Hz, 1 H) 8.07 (d, <i>J</i> =7.91 Hz, 1 H) 8.54 - 8.57 (m, 1 H) 9.11 (dd, <i>J</i> =4.39, 1.76 Hz, 1 H)	
ER-886131	 C ₁₈ H ₂₁ N ₃ O	295.4	0.1240	>20	5-((2R,6S)-2-methyl-6-propylmorpholino)quinoline-8-carbonitrile	¹ H NMR (400 MHz, CDCl ₃ - <i>d</i>) δ ppm 0.93 (3 H, t) 1.25 (3 H, d) 1.35 - 1.66 (4 H, m) 2.57 - 2.74 (2 H, m) 3.26 (2 H, d) 3.79 - 3.91 (1 H, m) 3.92 - 4.05 (1 H, m) 6.99 - 7.14 (1 H, m) 7.49 - 7.59 (1 H, m) 7.98 - 8.12 (1 H, m) 8.43 - 8.53 (1 H, m) 9.02 - 9.14 (1 H, m)	LCMS (ESI+) calcd for C ₁₈ H ₂₁ N ₃ O (M+H ⁺) 296.3, found 296.1

FIG. 6G

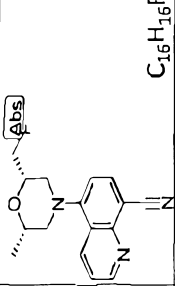
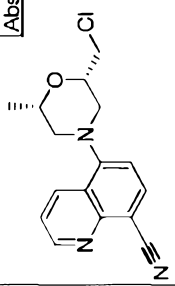
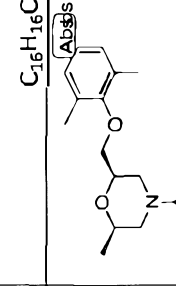
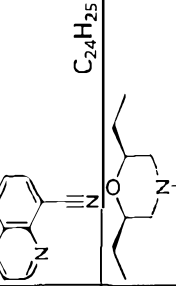
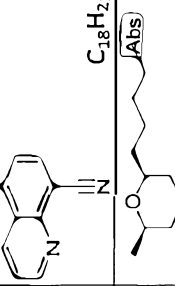
ER-886133		285.3	0.3410	>20	5-((2S,6S)-2-(fluoromethyl)-6-methylmorpholino)quinoline-8-carbonitrile	¹ H NMR (400 MHz, CHLOROFORM-d) δ ppm 1.27 (d, J=6.45 Hz, 4 H) 1.67 (br. s., 9 H) 2.64 (s, 1 H) 2.67 (d, J=1.76 Hz, 1 H) 2.69 (s, 1 H) 2.72 (s, 1 H) 2.75 (d, J=1.46 Hz, 1 H) 2.78 (s, 1 H) 3.26 (t, J=2.05 Hz, 1 H) 3.29 (t, J=2.05 Hz, 1 H) 3.48 - 3.55 (m, 3 H) 3.65 (dd, J=11.43, 4.98 Hz, 1 H) 4.04 - 4.14 (m, 2 H) 7.09 (d, J=8.20 Hz, 1 H) 7.24 (s, 4 H) 7.50 - 7.54 (m, 1 H) 8.03 (s, 1 H) 8.05 (s, 1 H) 8.44 (dd, J=8.50, 1.76 Hz, 1 H) 9.07 (dd, J=4.10, 1.76 Hz, 1 H)	
ER-886134		301.8	0.2700	>20	5-((2S,6S)-2-(chloromethyl)-6-methylmorpholino)quinoline-8-carbonitrile	¹ H NMR (400 MHz, CHLOROFORM-d) δ ppm 1.23 - 1.29 (m, 6 H) 1.55 (s, 9 H) 2.26 (s, 7 H) 2.68 (d, J=11.13 Hz, 1 H) 2.72 (s, 1 H) 2.82 (d, J=11.43 Hz, 1 H) 2.86 (s, 1 H) 3.29 (s, 1 H) 3.32 (s, 1 H) 3.47 - 3.53 (m, 1 H) 3.55 (s, 1 H) 3.91 - 3.95 (m, 1 H) 4.07 - 4.16 (m, 2 H) 4.25 - 4.29 (m, 1 H) 6.52 (s, 2 H) 6.60 (s, 1 H) 7.07 (s, 1 H) 7.09 (s, 1 H) 7.24 (d, J=0.88 Hz, 5 H) 7.49 - 7.53 (m, 1 H) 8.02 (s, 1 H) 8.04 (s, 1 H) 8.45 - 8.48 (m, 1 H) 9.07 (dd, J=4.10, 1.76 Hz, 1 H)	
ER-886137		387.5	0.2500	>20	5-((2R,6R)-2-((2,6-dimethylphenoxy)methyl)-6-methylmorpholino)quinoline-8-carbonitrile	¹ H NMR (400 MHz, CHLOROFORM-d) δ ppm 0.99 - 1.03 (m, 7 H) 1.47 - 1.57 (m, 2 H) 1.59 - 1.66 (m, 2 H) 2.61 (s, 1 H) 2.64 (s, 1 H) 2.67 (s, 1 H) 3.27 (s, 1 H) 3.30 (s, 1 H) 3.71 - 3.77 (m, 2 H) 7.06 (s, 1 H) 7.08 (s, 1 H) 7.24 - 7.24 (m, 6 H) 7.51 (dd, J=8.50, 4.10 Hz, 1 H) 8.02 (s, 1 H) 8.04 (s, 1 H) 8.45 - 8.48 (m, 1 H) 9.07 (dd, J=4.39, 1.76 Hz, 1 H)	
ER-886211		295.4	2.7795	>20	5-((2R,6S)-2,6-diethylmorpholino)quinoline-8-carbonitrile	¹ H NMR (400 MHz, CHLOROFORM-d) δ ppm 0.88 (3 H, t) 1.25 (3 H, d) 1.28 - 1.35 (3 H, m) 1.39 - 1.53 (2 H, m) 1.54 - 1.65 (1 H, m) 2.60 - 2.69 (2 H, m) 2.73 - 2.83 (2 H, m) 3.19 - 3.33 (2 H, m) 3.76 - 3.88 (1 H, m) 3.93 - 4.06 (1 H, m) 7.00 - 7.14 (1 H, m) 7.48 - 7.61 (1 H, m) 7.98 - 8.10 (1 H, m) 8.38 - 8.56 (1 H, m) 9.00 - 9.13 (1 H, m)	LOMS (ESI+) calcd for C20 H25 N3 O (M+H+) 324.4, found 324.5
ER-886212		323.4	0.2410	>20	5-((2R,6S)-2-methyl-6-pentylmorpholino)quinoline-8-carbonitrile	¹ H NMR (400 MHz, CDCl3-d) δ ppm 0.88 (3 H, t) 1.25 (3 H, d) 1.28 - 1.35 (3 H, m) 1.39 - 1.53 (2 H, m) 1.54 - 1.65 (1 H, m) 2.60 - 2.69 (2 H, m) 2.73 - 2.83 (2 H, m) 3.19 - 3.33 (2 H, m) 3.76 - 3.88 (1 H, m) 3.93 - 4.06 (1 H, m) 7.00 - 7.14 (1 H, m) 7.48 - 7.61 (1 H, m) 7.98 - 8.10 (1 H, m) 8.38 - 8.56 (1 H, m) 9.00 - 9.13 (1 H, m)	LOMS (ESI+) calcd for C20 H25 N3 O (M+H+) 324.4, found 324.5

FIG. 6H

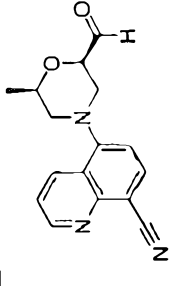
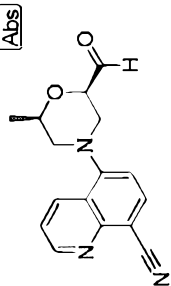
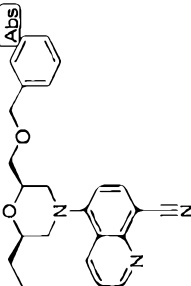
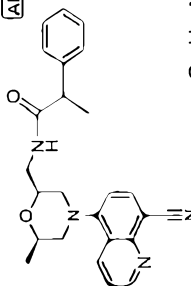
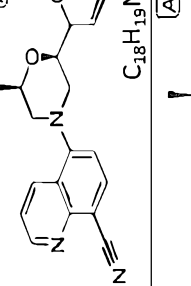
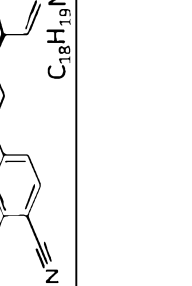
ER-886250	 C ₁₆ H ₁₅ N ₃ O ₂	281.3	0.1860	>10.0	5-((2R,6R)-2-formyl-6-methylmorpholino)quinoline-8-carbonitrile	¹ H NMR (400 MHz, CDCl ₃ -d) 1.35 (3 H, d) 2.65 - 2.85 (2 H, m) 3.24 (1H, d) 3.58 (1 H, d) 4.09 - 4.014 (1 H, m) 4.50 (1 H, d) 7.11 (1 H, d) 7.53 (1 H, d) 8.05 (1 H, d) 8.53 (1 H, d) 9.08 (1 H, s) 9.75 (1 H, s)	
ER-886250	 C ₁₆ H ₁₅ N ₃ O ₂	309.4	0.1670	>20	5-((2R,6R)-2-formyl-6-methylmorpholino)quinoline-8-carbonitrile	¹ H NMR (400 MHz, CHLOROFORM-d) δ ppm 1.37(d, 3 H) 2.64 - 2.88 (m, 2 H) 3.33 (dt, J=11.96, 2.14 Hz, 1 H) 3.56 (dt, J=11.96, 2.46 Hz, 1 H) 4.06 - 4.22 (m, 1 H) 4.40 (dd, J=10.79, 2.88 Hz, 1 H) 7.07 - 7.18 (m, 1 H) 7.50 - 7.61 (m, 1 H) 8.00 - 8.14 (m, 1 H) 8.46 (dd, J=8.65, 1.82 Hz, 1 H) 9.05 - 9.15 (m, 1 H) 9.73 (s, 1 H)	
ER-886355	 C ₁₆ H ₁₅ N ₃ O ₂	387.5	0.0250	>20	5-((2R,6R)-2-((benzyloxy)methyl)-6-ethylmorpholino)quinoline-8-carbonitrile	¹ H NMR (400 MHz, CHLOROFORM-d) δ ppm 0.97 - 1.01 (m, 8 H) 1.52 - 1.65 (m, 20 H) 2.62 - 2.66 (m, 1 H) 2.68 - 2.76 (m, 1 H) 3.27 (s, 1 H) 3.30 (s, 1 H) 3.39 (s, 1 H) 3.42 (s, 1 H) 3.51 (dd, J=9.96, 5.86 Hz, 2 H) 3.64 (dd, J=10.25, 4.98 Hz, 2 H) 4.57 (s, 5 H) 5.28 (s, 3 H) 7.05 (s, 1 H) 7.07 (s, 1 H) 7.23 - 7.27 (m, 19 H) 7.29 - 7.33 (m, 8 H) 7.49 (dd, J=8.50, 4.39 Hz, 2 H) 8.01 (s, 1 H) 8.03 (s, 1 H) 8.44 (dd, J=8.79, 1.76 Hz, 2 H) 9.05 - 9.06 (m, 1 H)	
ER-886360	 C ₂₄ H ₂₅ N ₃ O ₂	414.5	0.3710	>20	N-((2S,6R)-4-(8-cyanoquinolin-5-yl)-6-methylmorpholin-2-yl)methyl)-2-phenylpropanamide	¹ H NMR (400 MHz, CHLOROFORM-d) δ ppm 1.15 - 1.18 (m, 4 H) 1.43 (dd, J=7.03, 3.81 Hz, 1 H) 1.51 - 1.57 (m, 5 H) 2.42 (s, 1 H) 2.45 (s, 1 H) 2.55 (s, 1 H) 2.58 (s, 1 H) 3.16 - 3.23 (m, 2 H) 3.62 (s, 1 H) 6.94 (s, 1 H) 6.96 (s, 1 H) 7.02 (s, 1 H) 7.04 (s, 1 H) 7.26 - 7.37 (m, 12 H) 7.50 - 7.53 (m, 1 H) 8.02 - 8.05 (m, 1 H) 8.39 - 8.42 (m, 1 H) 9.07 - 9.09 (m, 1 H)	
ER-886418	 C ₂₅ H ₂₆ N ₄ O ₂	387.5	0.2770	>20	5-((2R,6R)-2-(1-hydroxyallyl)-6-methylmorpholino)quinoline-8-carbonitrile		
ER-886431	 C ₁₈ H ₁₉ N ₃ O ₂	387.5	0.2070	>20	5-((2R,6R)-2-((S)-1-hydroxyallyl)-6-methylmorpholino)quinoline-8-carbonitrile	¹ H NMR (400 MHz, CHLOROFORM-d) δ ppm 1.30 (d, 3 H) 2.57 - 2.72 (m, 1 H) 2.80 (t, J=11.32 Hz, 1 H) 3.30 (d, 2 H) 3.77 - 3.90 (m, 1 H) 4.02 - 4.19 (m, 2 H) 5.23 - 5.34 (m, 1 H) 5.35 - 5.47 (m, 1 H) 5.83 - 5.99 (m, 1 H) 7.09 (d, J=7.90 Hz, 1 H) 7.48 - 7.60 (m, 1 H) 8.00 - 8.12 (m, 1 H) 8.43 (dd, J=8.55, 1.71 Hz, 1 H) 9.09 (dd, J=4.27, 1.71 Hz, 1 H)	LCMS (ESI+) calcd for C ₁₈ H ₁₉ N ₃ O ₂ (M+H ⁺): 310.15, found: 310.16

FIG. 61

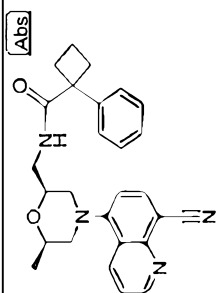
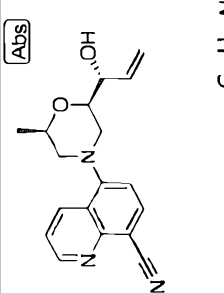
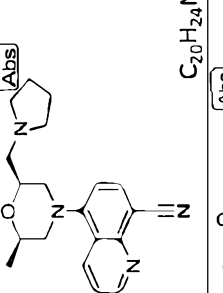
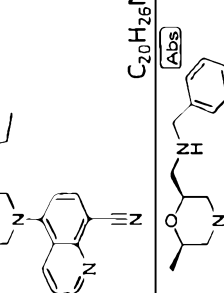
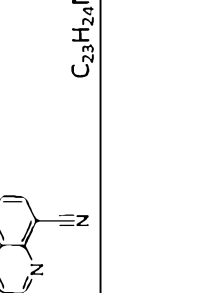
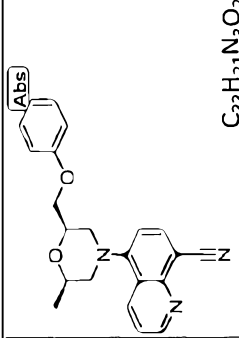
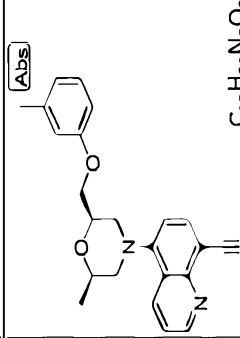
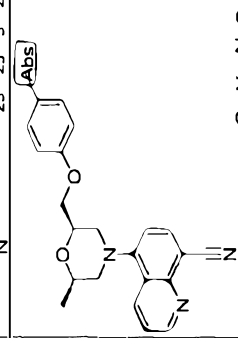
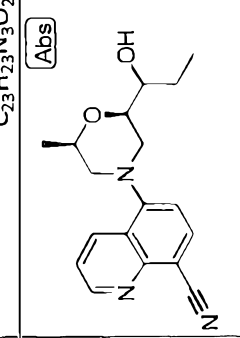
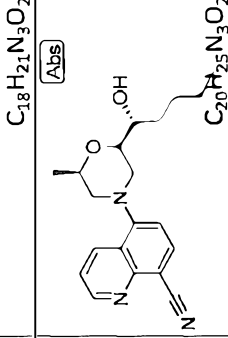
ER-886432		440.5	0.3050	>20	N-((2S,6R)-4-(8-cyanoquinolin-5-yl)-6-methylmorpholin-2-yl)methyl)-1-phenylcyclobutanecarboxamide	¹ H NMR (400 MHz, CHLOROFORM- <i>d</i>) δ ppm 0.81 - 0.88 (m, 1 H) 1.10 (d, J=6.15 Hz, 4 H) 1.22 - 1.29 (m, 2 H) 1.62 (br. s., 1 H) 1.84 - 1.93 (m, 1 H) 2.08 - 2.16 (m, 1 H) 2.31 - 2.38 (m, 2 H) 2.40 - 2.56 (m, 2 H) 2.72 - 2.80 (m, 1 H) 2.83 - 2.90 (m, 1 H) 3.07 - 3.14 (m, 2 H) 3.22 - 3.29 (m, 1 H) 3.37 - 3.44 (m, 1 H) 3.80 - 3.88 (m, 2 H) 5.57 - 5.62 (m, 1 H) 6.90 (d, J=7.91 Hz, 1 H) 7.21 - 7.26 (m, 2 H) 7.28 - 7.37 (m, 4 H) 7.47 (dd, J=8.50, 4.10 Hz, 1 H) 7.99 (d, J=7.91 Hz, 1 H) 8.35 (dd, J=8.50, 1.46 Hz, 1 H) 9.04 (dd, J=4.10, 1.46 Hz, 1 H)	LCMS (ESI+) calcd for C18H19N3O2 (M+H+): 310.15, found: 310.14
ER-886480		309.4	0.2070	>20	5-((2R,6R)-2-((R)-1-hydroxyallyl)-6-methylmorpholino)quinoline-8-carbonitrile	¹ H NMR (400 MHz, CHLOROFORM- <i>d</i>) δ ppm 1.29 (d, 3 H) 2.23 (d, J=3.85 Hz, 1 H) 2.65 (dd, J=11.75, 10.25 Hz, 1 H) 2.91 (dd, J=11.96, 10.47 Hz, 1 H) 3.23 - 3.39 (m, 2 H) 3.94 (ddd, J=10.47, 4.27, 2.35 Hz, 1 H) 4.02 - 4.13 (m, 1 H) 4.28 - 4.41 (m, 1 H) 5.27 (dt, J=10.68, 1.50 Hz, 1 H) 5.41 (dd, J=17.09, 1.50 Hz, 1 H) 5.95 (ddd, J=17.30, 10.68, 5.77 Hz, 1 H) 7.09 (d, J=8.12 Hz, 1 H) 7.48 - 7.58 (m, 1 H) 8.05 (d, J=7.90 Hz, 1 H) 8.44 (dd, J=8.55, 1.71 Hz, 1 H) 9.08 (dd, J=4.27, 1.71 Hz, 1 H)	
ER 886507		336.4	0.0750	13.287	5-((2R,6S)-2-methyl-6-(pyrrolidin-1-yl)methyl)morpholino)quinoline-8-carbonitrile	¹ H NMR (400 MHz, METHANOL- <i>d</i> ₄) δ ppm 1.28 (d, J=6.15 Hz, 4 H) 1.99 - 2.07 (m, 2 H) 2.15 (d, J=4.10 Hz, 2 H) 2.65 - 2.79 (m, 2 H) 3.12 - 3.25 (m, 3 H) 3.30 - 3.42 (m, 5 H) 3.67 - 3.74 (m, 2 H) 4.11 - 4.17 (m, 1 H) 4.29 - 4.35 (m, 1 H) 4.83 - 4.86 (m, 6 H) 7.24 (d, J=7.91 Hz, 1 H) 7.57 - 7.63 (m, 1 H) 8.13 (d, J=7.91 Hz, 1 H) 8.63 (dd, J=8.50, 1.76 Hz, 1 H) 8.96 (dd, J=4.10, 1.76 Hz, 1 H)	
ER-886508		338.5	0.1200	14.481	5-((2S,6R)-2-((diethylamino)methyl)-6-methylmorpholino)quinoline-8-carbonitrile	¹ H NMR (400 MHz, METHANOL- <i>d</i> ₄) δ ppm 1.24 - 1.36 (m, 21 H) 2.65 - 2.75 (m, 3 H) 3.29 - 3.41 (m, 14 H) 4.81 - 4.85 (m, 12 H) 7.25 (d, J=8.20 Hz, 2 H) 7.62 (dd, J=8.50, 4.10 Hz, 1 H) 8.13 (d, J=7.91 Hz, 1 H) 8.62 - 8.65 (m, 1 H) 8.93 - 8.97 (m, 2 H)	
ER-886509		372.5	0.0440	3.94	5-((2S,6R)-2-((benzylamino)methyl)-6-methylmorpholino)quinoline-8-carbonitrile	¹ H NMR (400 MHz, METHANOL- <i>d</i> ₄) δ ppm 1.28 (d, J=6.45 Hz, 4 H) 2.64 - 2.72 (m, 2 H) 2.74 - 2.79 (m, 1 H) 3.07 - 3.13 (m, 1 H) 3.22 (d, J=2.93 Hz, 2 H) 3.34 - 3.41 (m, 2 H) 4.09 - 4.13 (m, 1 H) 4.22 - 4.30 (m, 3 H) 4.82 - 4.85 (m, 9 H) 7.23 (d, J=8.20 Hz, 1 H) 7.43 - 7.50 (m, 5 H) 7.61 (dd, J=8.50, 4.39 Hz, 1 H) 8.12 (d, J=8.20 Hz, 1 H) 8.57 - 8.61 (m, 1 H) 8.94 - 8.96 (m, 1 H)	

FIG. 6J

ER-886514		359.4	0.0030	>20	5-((2R,6R)-2-methyl-6-(phenoxy)methyl)morpholino)quinoline-8-carbonitrile	¹ H NMR (400 MHz, CHLOROFORM <i>d</i>) δ ppm 1.29 (d, <i>J</i> =6.15 Hz, 3 H) 1.96 (br. s., 9 H) 2.68 (s, 1 H) 2.71 (d, <i>J</i> =1.76 Hz, 1 H) 2.74 (s, 1 H) 2.84 2.90 (m, 1 H) 3.29 3.30 (m, 1 H) 3.33 (t, <i>J</i> =2.05 Hz, 1 H) 3.52 3.54 (m, 1 H) 3.56 (s, 1 H) 3.98 (dd, <i>J</i> 9.67, 6.74 Hz, 1 H) 4.10 (ddd, <i>J</i> 10.25, 6.45, 2.34 Hz, 1 H) 4.17 (dd, <i>J</i> =9.67, 4.69 Hz, 1 H) 4.28 4.32 (m, 1 H) 6.88 6.91 (m, 2 H) 6.93 6.98 (m, 1 H) 7.10 (d, <i>J</i> =7.91 Hz, 1 H) 7.24 - 7.29 (m, 6 H) 7.53 (dd, <i>J</i> =8.50, 4.39 Hz, 1 H) 8.04 (d, <i>J</i> =7.91 Hz, 1 H) 8.49 (dd, <i>J</i> 8.50, 1.76 Hz, 1 H) 9.08 (dd, <i>J</i> =4.39, 1.76 Hz, 1 H)
ER-886515		373.5	0.0360	>20	5-((2R,6R)-2-methyl-6-(m-tolyl)methyl)morpholino)quinoline-8-carbonitrile	¹ H NMR (400 MHz, CHLOROFORM <i>d</i>) δ ppm 1.29 (d, <i>J</i> 6.15 Hz, 3 H) 1.90 (br. s., 9 H) 2.30 (s, 3 H) 2.68 (s, 1 H) 2.70 (d, <i>J</i> =1.76 Hz, 1 H) 2.73 (s, 1 H) 2.82 2.86 (m, 1 H) 2.88 (s, 1 H) 3.29 (t, <i>J</i> =2.05 Hz, 1 H) 3.32 (s, 1 H) 3.48 3.53 (m, 1 H) 3.55 3.56 (m, 1 H) 3.93 3.98 (m, 1 H) 4.07 - 4.12 (m, 1 H) 4.16 (dd, <i>J</i> =9.67, 4.69 Hz, 1 H) 4.27 4.31 (m, 1 H) 6.68 6.73 (m, 2 H) 6.77 (d, <i>J</i> =7.32 Hz, 1 H) 7.09 (s, 1 H) 7.10 - 7.13 (m, 1 H) 7.15 - 7.17 (m, 1 H) 7.24 (s, 4 H) 7.52 (dd, <i>J</i> =8.50, 4.39 Hz, 1 H) 8.03 (s, 1 H) 8.05 (s, 1 H) 8.48 (dd, <i>J</i> =8.50, 1.76 Hz, 1 H) 9.08 (dd, <i>J</i> =4.39, 1.76 Hz, 1 H)
ER-886516		373.5	0.0180	>20	5-((2R,6R)-2-methyl-6-(p-tolyl)methyl)morpholino)quinoline-8-carbonitrile	¹ H NMR (400 MHz, CHLOROFORM <i>d</i>) δ ppm 1.31 (d, <i>J</i> =6.15 Hz, 3 H) 1.58 (s, 6 H) 2.29 (s, 3 H) 2.70 (s, 1 H) 2.73 (d, <i>J</i> =1.76 Hz, 1 H) 2.75 (s, 1 H) 2.85 (s, 1 H) 2.87 (d, <i>J</i> =1.46 Hz, 1 H) 2.90 (s, 1 H) 3.31 3.33 (m, 1 H) 3.34 - 3.35 (m, 1 H) 3.50 (s, 1 H) 3.55 (t, <i>J</i> =2.05 Hz, 1 H) 3.57 3.59 (m, 1 H) 3.97 (dd, <i>J</i> 9.67, 6.74 Hz, 1 H) 4.18 (d, <i>J</i> =4.69 Hz, 1 H) 4.16 (d, <i>J</i> 4.69 Hz, 1 H) 4.30 (s, 1 H) 6.80 6.83 (m, 2 H) 7.07 - 7.11 (m, 2 H) 7.13 (s, 1 H) 7.54 (dd, <i>J</i> =8.50, 4.10 Hz, 1 H) 8.05 (s, 1 H) 8.07 (s, 1 H) 8.48 (d, <i>J</i> =1.76 Hz, 1 H) 8.50 (d, <i>J</i> =1.76 Hz, 1 H) 9.09 (dd, <i>J</i> =4.10, 1.76 Hz, 1 H)
ER 886520		311.4	0.2150	>20	5-((2R,6R)-2-(1-hydroxypropyl)methyl)morpholino)quinoline-8-carbonitrile	¹ H NMR (400 MHz, CHLOROFORM <i>d</i>) δ ppm 1.04 (t, <i>J</i> =7.37 Hz, 3 H) 1.23 - 1.33 (m, 3 H) 1.44 1.72 (m, 2 H) 2.02 (d, 1 H) 2.64 (dd, <i>J</i> =11.96, 10.26 Hz, 1 H) 2.83 - 3.01 (m, 1 H) 3.24 - 3.43 (m, 2 H) 3.73 (dd, <i>J</i> =8.55, 4.27 Hz, 1 H) 3.76 - 3.90 (m, 1 H) 3.97 4.15 (m, 1 H) 7.06 - 7.15 (m, 1 H) 7.47 - 7.57 (m, 1 H) 8.00 - 8.11 (m, 1 H) 8.46 (dd, <i>J</i> =8.55, 1.71 Hz, 1 H) 9.01 - 9.14 (m, 1 H)
ER-886530		339.4	0.0440	>20	5-((2R,6R)-2-(1-hydroxybutyl)methyl)morpholino)quinoline-8-carbonitrile	¹ H NMR (400 MHz, CHLOROFORM <i>d</i>) δ ppm 0.83 1.01 (m, 3 H) 1.20 1.30 (m, 3 H) 1.30 1.42 (m, 3 H) 1.44 1.60 (m, 3 H) 2.09 (d, <i>J</i> =3.42 Hz, 1 H) 2.63 (dd, <i>J</i> =11.75, 10.25 Hz, 1 H) 2.94 (dd, <i>J</i> =11.86, 10.15 Hz, 1 H) 3.20 - 3.44 (m, 2 H) 3.71 - 3.89 (m, 2 H) 3.99 - 4.14 (m, 1 H) 7.10 (d, <i>J</i> =7.90 Hz, 1 H) 7.51 (dd, <i>J</i> =8.55, 4.27 Hz, 1 H) 8.04 (d, <i>J</i> =7.90 Hz, 1 H) 8.46 (dd, <i>J</i> =8.65, 1.82 Hz, 1 H) 9.07 (dd, <i>J</i> =4.06, 1.71 Hz, 1 H)

LCMS (ESI+) calcd for C₁₈H₂₁N₃O₂ (M+H⁺): 312.17, found: 312.2

LCMS (ESI+) calcd for C₂₀H₂₅N₃O₂ (M+H⁺): 340.20, found: 340.18

FIG. 6K

ER 885531	 <chem>Cc1cc2c(cc1N2C#N)ccc3ccccc3O</chem> $C_{20}H_{25}N_3O_2$	339.4	0.1930	>20	5-((2R,6R)-2-((S)-1-hydroxypentyl)-6-methylmorpholino)quinoline-8-carbonitrile	¹ H NMR (400 MHz, CHLOROFORM-d) δ ppm 0.82 - 0.97 (m, 3 H) 1.21 - 1.28 (m, 3 H) 1.29 - 1.48 (m, 3 H) 1.50 - 1.55 (m, 3 H) 2.59 - 2.70 (m, 1 H) 2.89 (dd, J=11.75, 10.47 Hz, 1 H) 3.21 - 3.34 (m, 2 H) 3.57 (m, 1 H) 3.72 - 3.86 (m, 1 H) 4.00 - 4.13 (m, 1 H) 7.05 - 7.15 (m, 1 H) 7.45 - 7.57 (m, 1 H) 7.99 - 8.10 (m, 1 H) 8.46 (dd, J=8.55, 1.71 Hz, 1 H) 9.04 - 9.17 (m, 1 H)	LCMS (ESI+) calcd for C ₂₀ H ₂₅ N ₃ O ₂ (M+H ⁺): 340.20, found: 340.26
ER 885532	 <chem>Cc1cc2c(cc1N2C#N)ccc3ccccc3O</chem> $C_{22}H_{27}N_3O_2$	365.5	0.0690	>20	5-((2R,6R)-2-((R)-cyclohexyl(hydroxy)methyl)-6-methylmorpholino)quinoline-8-carbonitrile	¹ H NMR (400 MHz, CHLOROFORM-d) δ ppm 0.98 - 1.37 (m, 6 H) 1.27 (d, 3 H) 1.47 - 1.72 (m, 2 H) 1.73 - 1.85 (m, 2 H) 2.02 (m, 1 H) 2.27 (d, 1 H) 2.63 (dd, J=11.96, 10.25 Hz, 1 H) 2.91 - 3.03 (m, 1 H) 3.25 - 3.41 (m, 2 H) 3.56 (ddd, J=7.42, 4.54, 3.20 Hz, 1 H) 3.95 (ddd, J=10.31, 4.75, 2.24 Hz, 1 H) 4.01 - 4.17 (m, 1 H) 7.06 - 7.15 (m, 1 H) 7.46 - 7.56 (m, 1 H) 8.06 (d, J=8.12 Hz, 1 H) 8.41 - 8.52 (m, 1 H) 9.01 - 9.13 (m, 1 H)	LCMS (ESI+) calcd for C ₂₂ H ₂₇ N ₃ O ₂ (M+H ⁺): 366.21, found: 366.22
ER-885533	 <chem>Cc1cc2c(cc1N2C#N)ccc3ccccc3O</chem> $C_{22}H_{27}N_3O_2$	365.5	0.0780	>20	5-((2R,6R)-2-((S)-cyclohexyl(hydroxy)methyl)-6-methylmorpholino)quinoline-8-carbonitrile	¹ H NMR (400 MHz, CHLOROFORM-d) δ ppm 1.07 - 1.37 (m, 6 H) 1.28 (d, 3 H) 1.41 - 1.56 (m, 1 H) 1.62 - 1.74 (m, 2 H) 1.79 (br. s., 2 H) 1.87 (d, J=8.33 Hz, 1 H) 2.28 (d, J=6.20 Hz, 1 H) 2.63 (dd, J=11.96, 10.25 Hz, 1 H) 2.98 (dd, J=11.54, 10.47 Hz, 1 H) 3.16 - 3.35 (m, 3 H) 3.96 (ddd, J=10.31, 4.65, 2.35 Hz, 1 H) 4.00 - 4.15 (m, 1 H) 7.05 - 7.15 (m, 1 H) 7.47 - 7.56 (m, 1 H) 8.06 (d, J=7.90 Hz, 1 H) 8.39 - 8.52 (m, 1 H) 9.00 - 9.15 (m, 1 H)	LCMS (ESI+) calcd for C ₂₂ H ₂₇ N ₃ O ₂ (M+H ⁺): 366.21, found: 366.24
ER-885563	 <chem>Cc1cc2c(cc1N2C#N)ccc3ccccc3O</chem> $C_{22}H_{27}N_3O_2$	400.5	0.2100	>20	N-((2S,6R)-4-(8-cyanoquinolin-5-yl)-6-methylmorpholin-2-yl)methyl)-2-phenylacetamide	¹ H NMR (400 MHz, CHLOROFORM-d) δ ppm 1.14 (d, J=6.15 Hz, 3 H) 2.40 (br. s., 5 H) 2.48 (s, 1 H) 2.50 (s, 1 H) 2.53 (d, J=2.05 Hz, 1 H) 2.57 (d, J=11.43 Hz, 1 H) 3.18 - 3.24 (m, 3 H) 3.54 - 3.60 (m, 1 H) 3.64 (s, 2 H) 3.91 - 3.96 (m, 2 H) 5.99 (s, 1 H) 7.00 (s, 1 H) 7.02 (s, 1 H) 7.23 - 7.28 (m, 6 H) 7.31 - 7.38 (m, 2 H) 7.51 (dd, J=8.50, 4.39 Hz, 1 H) 8.01 (s, 1 H) 8.03 (s, 1 H) 8.40 (dd, J=8.50, 1.76 Hz, 1 H) 9.07 (dd, J=4.10, 1.76 Hz, 1 H)	
ER 885564	 <chem>Cc1cc2c(cc1N2C#N)ccc3ccccc3O</chem> $C_{23}H_{23}N_3O_2$	373.5	0.1020		5-((2R,6R)-2-((R)-1-hydroxy-2-phenylethyl)-6-methylmorpholino)quinoline-8-carbonitrile	¹ H NMR (400 MHz, CHLOROFORM-d) δ ppm 1.30 (d, J=6.41 Hz, 3 H) 2.38 (d, J=5.77 Hz, 1 H) 2.65 (dd, J=11.96, 10.25 Hz, 1 H) 2.84 - 2.94 (m, 1 H) 2.94 - 3.06 (m, 2 H) 3.15 - 3.33 (m, 2 H) 3.73 - 3.93 (m, 2 H) 3.95 - 4.12 (m, 1 H) 7.06 (d, J=8.12 Hz, 1 H) 7.23 - 7.29 (m, 3 H) 7.29 - 7.36 (m, 2 H) 7.49 (dd, J=8.55, 4.06 Hz, 1 H) 8.02 (d, J=7.90 Hz, 1 H) 8.38 (dd, J=8.55, 1.71 Hz, 1 H) 9.06 (dd, J=4.27, 1.71 Hz, 1 H)	LCMS (ESI+) calcd for C ₂₃ H ₂₃ N ₃ O ₂ (M+H ⁺): 374.18, found: 374.16

FIG. 6L

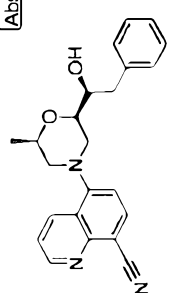
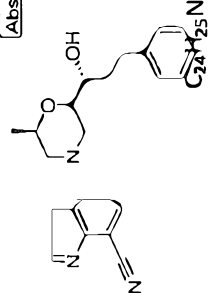
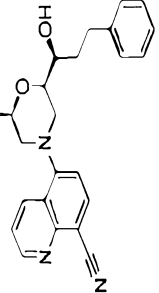
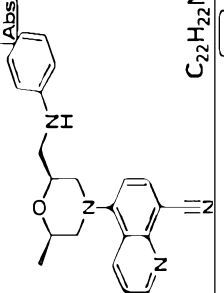
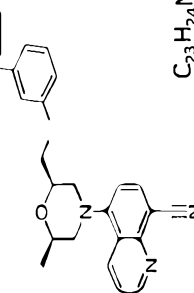
ER-886565		373.5	0.0490	> 2	5-((2R,6R)-2-((S)-1-hydroxy-2-phenylethyl)-6-methylmorpholino)quinoline-8-carbonitrile	¹ H NMR (400 MHz, CHLOROFORM-d) δ ppm 1.30 (d, J=6.41 Hz, 3 H) 2.38 (d, J=5.77 Hz, 1 H) 2.65 (dd, J=11.96, 10.25 Hz, 1 H) 2.84 - 2.94 (m, 1 H) 2.94 - 3.06 (m, 2 H) 3.15 - 3.33 (m, 2 H) 3.73 - 3.93 (m, 2 H) 3.95 - 4.12 (m, 1 H) 7.06 (d, J=8.12 Hz, 1 H) 7.23 - 7.29 (m, 3 H) 7.29 - 7.36 (m, 2 H) 7.49 (dd, J=8.55, 4.06 Hz, 1 H) 8.02 (d, J=7.90 Hz, 1 H) 8.38 (dd, J=8.55, 1.71 Hz, 1 H) 9.06 (dd, J=4.27, 1.71 Hz, 1 H)	LCMS (ESI+) calcd for C23H23N3O2 (M+H+): 374.18, found: 374.14
ER 886567		387.5	0.0225	>20	5-((2R,6R)-2-((R)-1-hydroxy-3-phenylpropyl)-6-methylmorpholino)quinoline-8-carbonitrile	¹ H NMR (400 MHz, CHLOROFORM-d) δ ppm 1.27 (d, 4 H) 1.72 - 1.93 (m, 2 H) 2.07 (d, J=3.42 Hz, 1 H) 2.56 - 2.79 (m, 2 H) 2.85 - 2.99 (m, 2 H) 3.21 - 3.39 (m, 2 H) 3.75 - 3.88 (m, 2 H) 4.05 (m, 1 H) 7.09 (d, J=8.12 Hz, 1 H) 7.15 - 7.38 (m, 5 H) 7.51 (dd, J=8.55, 4.27 Hz, 1 H) 8.05 (d, J=7.90 Hz, 1 H) 8.44 (dd, J=8.55, 1.71 Hz, 1 H) 9.08 (dd, J=4.27, 1.71 Hz, 1 H)	LCMS (ESI+) calcd for C24H25N3O2 (M+H+): 388.20, found: 388.17
ER-886568		387.5	0.0540	>20	5-((2R,6R)-2-((S)-1-hydroxy-3-phenylpropyl)-6-methylmorpholino)quinoline-8-carbonitrile	¹ H NMR (400 MHz, CHLOROFORM-d) δ ppm 1.27 (d, 4 H) 1.70 - 1.99 (m, 2 H) 2.46 (d, J=5.34 Hz, 1 H) 2.63 (dd, J=11.86, 10.15 Hz, 1 H) 2.75 (ddd, J=13.62, 9.24, 7.05 Hz, 1 H) 2.82 - 3.00 (m, 2 H) 3.26 (ddt, J=18.08, 11.72, 2.08, 2.08 Hz, 2 H) 3.51 - 3.65 (m, 1 H) 3.73 - 3.89 (m, 1 H) 4.05 (ddd, J=10.15, 6.20, 2.24 Hz, 1 H) 7.01 - 7.14 (m, 1 H) 7.15 - 7.34 (m, 5 H) 7.47 - 7.59 (m, 1 H) 8.04 (d, J=7.90 Hz, 1 H) 8.38 - 8.48 (m, 1 H) 9.03 - 9.14 (m, 1 H)	LCMS (ESI+) calcd for C24H25N3O2 (M+H+): 388.20, found: 388.16
ER 886601		358.4	0.0115	>20	5-((2R,6S)-2-methyl-6-((phenylamino)methyl)morpholino)quinoline-8-carbonitrile	¹ H NMR (400 MHz, METHANOL-d4) δ ppm 1.24 (d, J=6.15 Hz, 5 H) 2.62 (s, 1 H) 2.65 (d, J=1.76 Hz, 1 H) 2.67 (s, 1 H) 2.72 (s, 1 H) 2.74 (s, 1 H) 2.77 (s, 1 H) 3.24 (d, J=5.27 Hz, 3 H) 3.34 (s, 1 H) 3.37 (s, 1 H) 3.46 (s, 1 H) 3.48 (s, 1 H) 4.12 (s, 1 H) 6.59 - 6.67 (m, 3 H) 7.09 (dd, J=8.79, 7.32 Hz, 2 H) 7.20 (d, J=8.20 Hz, 1 H) 7.53 - 7.57 (m, 1 H) 8.09 (s, 1 H) 8.11 (s, 1 H) 8.52 - 8.55 (m, 1 H) 8.92 (dd, J=4.39, 1.76 Hz, 1 H)	
ER-886602		372.5	0.1850	>20	5-((2R,6S)-2-methyl-6-((m-tolylamino)methyl)morpholino)quinoline-8-carbonitrile	¹ H NMR (400 MHz, METHANOL-d4) δ ppm 1.32 (d, J=6.15 Hz, 4 H) 2.39 (s, 3 H) 2.66 - 2.80 (m, 2 H) 3.36 - 3.42 (m, 2 H) 3.49 - 3.56 (m, 2 H) 4.06 - 4.18 (m, 2 H) 7.19 - 7.27 (m, 4 H) 7.38 - 7.42 (m, 1 H) 7.56 - 7.60 (m, 1 H) 8.12 (d, J=8.20 Hz, 1 H) 8.55 - 8.58 (m, 1 H) 8.94 (dd, J=4.39, 1.76 Hz, 1 H)	

FIG. 6M

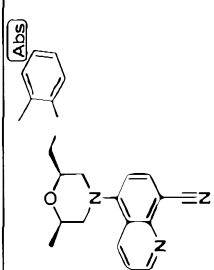
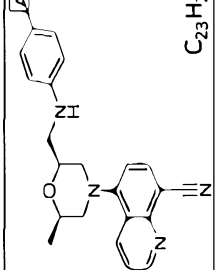
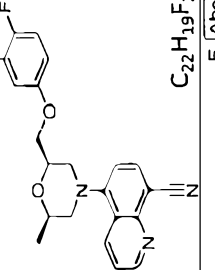
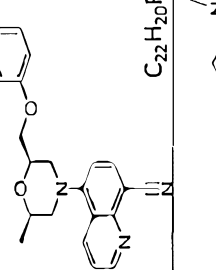
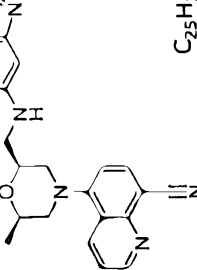
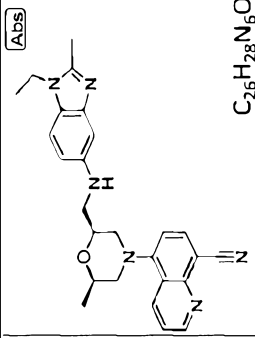
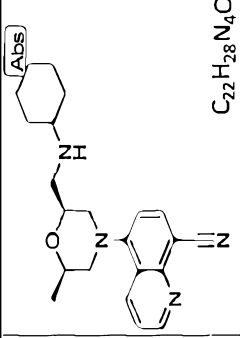
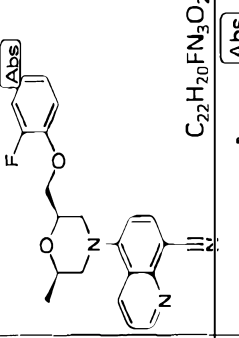
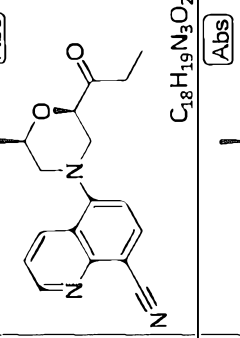
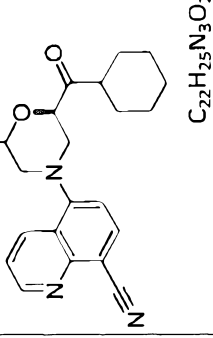
ER-886603		372.5	0.0110	>20	5-((2R,6S)-2-methyl-6-((4-tolylamino)methyl)morpholino)quinoline-8-carbonitrile	¹ H NMR (400 MHz, METHANOL-d ₄) δ ppm 1.32 (d, J=5.57 Hz, 4 H) 2.39 (s, 3 H) 2.68 (d, J=12.01 Hz, 1 H) 2.74 (d, J=13.48 Hz, 1 H) 2.78 (s, 1 H) 2.81 (s, 1 H) 3.38 - 3.45 (m, 4 H) 3.53 (d, J=3.22 Hz, 1 H) 3.57 (d, J=3.52 Hz, 1 H) 4.09 (d, J=4.69 Hz, 1 H) 4.17 (s, 1 H) 4.85 (s, 9 H) 7.20 - 7.25 (m, 3 H) 7.28 - 7.33 (m, 2 H) 7.57 - 7.60 (m, 1 H) 8.12 (d, J=7.32 Hz, 1 H) 8.57 (d, J=8.50 Hz, 1 H) 8.94 (d, J=4.39 Hz, 1 H)	
ER-886604		372.5	0.0860	>20	5-((2R,6S)-2-methyl-6-((p-tolylamino)methyl)morpholino)quinoline-8-carbonitrile	¹ H NMR (400 MHz, METHANOL-d ₄) δ ppm 1.33 (d, J=6.15 Hz, 4 H) 2.38 (s, 4 H) 2.66 - 2.80 (m, 3 H) 3.34 - 3.41 (m, 2 H) 3.47 - 3.57 (m, 3 H) 4.04 - 4.16 (m, 2 H) 7.23 (d, J=8.20 Hz, 1 H) 7.34 - 7.40 (m, 4 H) 7.56 - 7.60 (m, 1 H) 8.11 (d, J=8.20 Hz, 1 H) 8.56 (dd, J=8.50, 1.76 Hz, 1 H) 8.92 - 8.94 (m, 1 H)	
ER-886605		395.4	0.0220		5-((2R,6R)-2-((3,4-difluorophenyl)methyl)-6-methylmorpholino)quinoline-8-carbonitrile	¹ H NMR (400 MHz, METHANOL-d ₄) δ ppm 1.23 (d, J=6.45 Hz, 4 H) 2.66 (dd, J=11.72, 10.25 Hz, 1 H) 2.88 (dd, J=11.72, 10.55 Hz, 1 H) 3.39 (s, 1 H) 3.36 (s, 1 H) 3.49 (s, 1 H) 3.46 (s, 1 H) 3.99 - 4.13 (m, 4 H) 4.25 - 4.31 (m, 1 H) 4.82 - 4.86 (m, 4 H) 6.68 - 6.74 (m, 1 H) 6.85 - 6.91 (m, 1 H) 7.08 - 7.16 (m, 1 H) 7.24 (d, J=8.20 Hz, 1 H) 7.59 - 7.63 (m, 1 H) 8.12 (d, J=7.91 Hz, 1 H) 8.61 - 8.65 (m, 1 H) 8.94 (dd, J=4.39, 1.76 Hz, 1 H)	
ER-886606		377.4	0.0030	>20	5-((2R,6R)-2-((3-fluorophenyl)methyl)-6-methylmorpholino)quinoline-8-carbonitrile	¹ H NMR (400 MHz, METHANOL-d ₄) δ ppm 1.24 (3 H, d) 2.68 (1 H, t) 2.88 (1 H, t) 3.38 (1 H, d) 3.49 (1 H, d) 3.99 - 4.14 (3 H, m) 4.25 - 4.36 (1 H, m) 6.59 - 6.80 (3 H, m) 7.17 - 7.30 (2 H, m) 7.58 - 7.65 (1 H, m) 8.08 - 8.18 (1 H, m) 8.58 - 8.69 (1 H, m) 8.90 - 8.99 (1 H, m)	LCMS (ESI+) calcd for C ₂₂ H ₂₀ F N ₃ O ₂ (M+H ⁺) 378.4, found 378.5
ER-886608		426.5	0.0130	3.366	5-((2S,6R)-2-((1,2-dimethyl-5-benzimidazol-5-yl)amino)methyl)-6-methylmorpholino)quinoline-8-carbonitrile	¹ H NMR (400 MHz, METHANOL-d ₄) δ ppm 1.24 (d, J=6.15 Hz, 4 H) 2.62 - 2.68 (m, 1 H) 2.72 (s, 3 H) 2.77 - 2.84 (m, 1 H) 3.29 - 3.39 (m, 4 H) 3.46 (d, J=12.01 Hz, 1 H) 3.86 (s, 3 H) 4.08 (d, J=6.74 Hz, 1 H) 4.16 (d, J=7.62 Hz, 1 H) 4.80 (s, 1 H) 6.78 (d, J=2.05 Hz, 1 H) 6.95 - 6.98 (m, 1 H) 7.22 (d, J=8.20 Hz, 1 H) 7.49 (d, J=8.79 Hz, 1 H) 7.55 - 7.58 (m, 1 H) 8.11 (d, J=7.91 Hz, 1 H) 8.56 - 8.59 (m, 1 H) 8.92 - 8.94 (m, 1 H)	

FIG. 6N

ER 886609		440.6	0.0120	6.929	5-((2S,6R)-2-(((1-ethyl-2-methyl-1H-benzod[1,2-b]imidazol-5-yl)amino)methyl)-6-methylmorpholino)quinoline-8-carbonitrile	¹ H NMR (400 MHz, METHANOL-d ₄) δ ppm 1.26 - 1.28 (m, 3 H) 1.31 - 1.40 (m, 4 H) 1.70 (d, J=12.89 Hz, 1 H) 1.87 (d, J=8.20 Hz, 2 H) 2.11 (br. s., 2 H) 2.64 - 2.71 (m, 1 H) 2.73 - 2.77 (m, 1 H) 3.07 - 3.15 (m, 2 H) 3.22 (br. s., 1 H) 3.41 (s, 1 H) 3.38 (s, 1 H) 4.09 - 4.13 (m, 1 H) 4.22 (t, J=9.96 Hz, 1 H) 4.84 - 4.85 (m, 8 H) 7.24 (dd, J=7.91, 2.34 Hz, 1 H) 7.59 - 7.63 (m, 1 H) 8.12 - 8.15 (m, 1 H) 8.59 - 8.63 (m, 1 H) 8.95 - 8.97 (m, 1 H)
ER-886611		364.5	0.1070	8.112	5-((2S,6R)-2-(((cyclohexylamino)methyl)-6-methylmorpholino)quinoline-8-carbonitrile	¹ H NMR (400 MHz, METHANOL-d ₄) δ ppm 1.24 (dd, J=6.15, 0.88 Hz, 5 H) 2.67 (d, J=10.84 Hz, 1 H) 2.87 - 2.90 (m, 1 H) 2.92 (s, 1 H) 3.37 (s, 1 H) 3.40 (s, 1 H) 3.53 (s, 1 H) 3.56 (s, 1 H) 4.06 - 4.10 (m, 1 H) 4.16 - 4.20 (m, 1 H) 4.83 - 4.85 (m, 17 H) 7.03 - 7.11 (m, 3 H) 7.24 (s, 1 H) 7.26 (s, 1 H) 7.60 - 7.63 (m, 1 H) 8.12 (d, J=0.88 Hz, 1 H) 8.14 (d, J=0.88 Hz, 1 H) 8.63 (s, 1 H) 8.65 (s, 1 H) 8.94 - 8.96 (m, 1 H)
ER-886624		377.4	0.0027	>20	5-((2R,6R)-2-((2-fluorophenoxy)methyl)-6-methylmorpholino)quinoline-8-carbonitrile	¹ H NMR (400 MHz, CHLOROFORM-d) δ ppm 1.02 - 1.16 (m, 3 H) 1.33 (d, J=6.20 Hz, 3 H) 2.58 - 2.66 (m, 5 H) 3.30 (dt, J=11.96, 2.14 Hz, 1 H) 3.62 (dt, J=12.02, 2.43 Hz, 1 H) 4.01 - 4.16 (m, 1 H) 4.37 (dd, J=10.58, 2.67 Hz, 1 H) 7.10 (d, J=8.12 Hz, 1 H) 7.53 (dd, J=8.65, 4.17 Hz, 1 H) 8.04 (d, J=7.90 Hz, 1 H) 8.46 (dd, J=8.65, 1.82 Hz, 1 H) 9.08 (dd, J=4.06, 1.71 Hz, 1 H)
ER-886625		309.4	0.1570	>20	5-((2R,6R)-2-methyl-6-propionylmorpholino)quinoline-8-carbonitrile	¹ H NMR (400 MHz, CHLOROFORM-d) δ ppm 1.02 - 1.16 (m, 3 H) 1.33 (d, J=6.20 Hz, 3 H) 2.58 - 2.66 (m, 5 H) 3.30 (dt, J=11.96, 2.14 Hz, 1 H) 3.62 (dt, J=12.02, 2.43 Hz, 1 H) 4.01 - 4.16 (m, 1 H) 4.37 (dd, J=10.58, 2.67 Hz, 1 H) 7.10 (d, J=8.12 Hz, 1 H) 7.53 (dd, J=8.65, 4.17 Hz, 1 H) 8.04 (d, J=7.90 Hz, 1 H) 8.46 (dd, J=8.65, 1.82 Hz, 1 H) 9.08 (dd, J=4.06, 1.71 Hz, 1 H)
ER 886626		363.5	0.0730	>20	5-((2R,6R)-2-(cyclohexanecarbonyl)-6-methylmorpholino)quinoline-8-carbonitrile	¹ H NMR (400 MHz, CHLOROFORM-d) δ ppm 1.15 - 1.44 (m, 9 H) 1.71 (d, J=11.54 Hz, 1 H) 1.75 - 1.90 (m, 2 H) 1.90 - 2.03 (m, 1 H) 2.68 (dd, J=11.96, 10.25 Hz, 1 H) 2.79 (dd, J=12.18, 10.68 Hz, 1 H) 2.90 - 3.11 (m, 1 H) 3.31 (dt, J=11.91, 2.06 Hz, 1 H) 3.61 (dt, J=12.07, 2.30 Hz, 1 H) 4.08 (ddd, J=10.15, 6.30, 2.14 Hz, 1 H) 4.44 (dd, J=10.58, 2.67 Hz, 1 H) 7.11 (d, J=7.90 Hz, 1 H) 7.53 (dd, J=8.55, 4.27 Hz, 1 H) 8.06 (d, J=7.90 Hz, 1 H) 8.46 (dd, J=8.55, 1.71 Hz, 1 H) 9.09 (dd, J=4.27, 1.71 Hz, 1 H)

LCMS (ESI+) calcd for C18H19N3O2 (M+H+): 310.15, found: 310.14

LCMS (ESI+) calcd for C22H25N3O2 (M+H+): 364.20, found: 365.32

FIG. 60

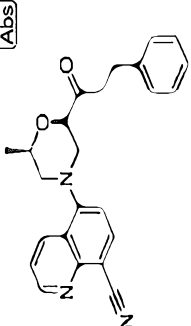
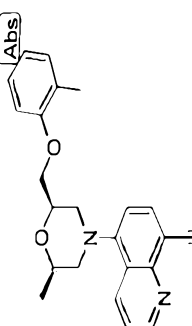
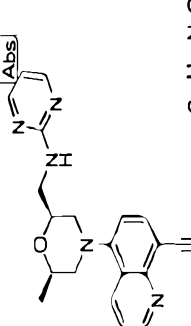
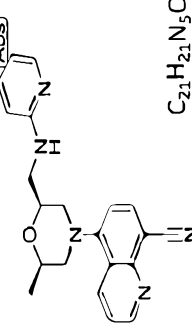
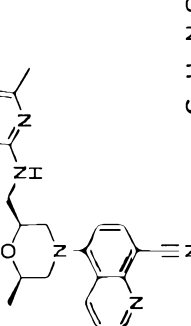
ER-885629	 [Abs] $C_{24}H_{23}N_3O_2$	385.5	0.1930	>20	5-((2R,6R)-2-methyl-6-(3-phenylpropanoyl)morpholino)quinoline-8-carbonitrile	¹ H NMR (400 MHz, CHLOROFORM- <i>d</i>) δ ppm 1.32 (d, <i>J</i> =6.41 Hz, 3 H) 2.56 - 2.79 (m, 2 H) 2.88 - 2.98 (m, 2 H) 3.01 - 3.12 (m, 2 H) 3.29 (dt, <i>J</i> =11.96, 2.14 Hz, 1 H) 3.58 (dt, <i>J</i> =11.96, 2.35 Hz, 1 H) 3.97 - 4.15 (m, 1 H) 4.35 (dd, <i>J</i> =10.47, 2.78 Hz, 1 H) 7.07 (d, <i>J</i> =7.90 Hz, 1 H) 7.15 - 7.38 (m, 5 H) 7.53 (dd, <i>J</i> =8.55, 4.27 Hz, 1 H) 8.05 (d, <i>J</i> =7.90 Hz, 1 H) 8.44 (dd, <i>J</i> =8.65, 1.82 Hz, 1 H) 9.09 (dd, <i>J</i> =4.27, 1.71 Hz, 1 H)	LCMS (ESI+) calcd for $C_{24}H_{23}N_3O_2$ (M+H ⁺): 386.18, found: 386.15
ER-885786	 [Abs] $C_{24}H_{23}N_3O_2$	373.5	0.0090	>2.0	5-((2R,6R)-2-methyl-6-((o-tolylloxy)methyl)morpholino)quinoline-8-carbonitrile	¹ H NMR (400 MHz, CHLOROFORM- <i>d</i>) δ ppm 1.29 (d, <i>J</i> =6.15 Hz, 4 H) 1.99 (s, 1 H) 2.03 - 2.13 (m, 2 H) 2.17 (s, 4 H) 2.72 (dd, <i>J</i> =11.72, 10.25 Hz, 1 H) 2.82 - 2.88 (m, 1 H) 3.30 - 3.34 (m, 1 H) 3.61 - 3.65 (m, 1 H) 3.93 - 3.98 (m, 1 H) 4.07 - 4.14 (m, 1 H) 4.17 - 4.21 (m, 1 H) 4.30 - 4.37 (m, 1 H) 6.80 - 6.88 (m, 2 H) 7.07 - 7.16 (m, 3 H) 7.24 (s, 1 H) 7.48 - 7.52 (m, 1 H) 8.04 (d, <i>J</i> =7.91 Hz, 1 H) 8.48 (dd, <i>J</i> =8.50, 1.76 Hz, 1 H) 9.07 (dd, <i>J</i> =4.39, 1.76 Hz, 1 H)	
ER-885787	 [Abs] $C_{23}H_{23}N_5O_2$	360.4	0.0229	>2.0	5-((2R,6S)-2-methyl-6-((pyrimidin-2-ylamino)methyl)morpholino)quinoline-8-carbonitrile		
ER-885788	 [Abs] $C_{20}H_{20}N_6O$	359.4	0.0060	>2.0	5-((2R,6S)-2-methyl-6-((pyridin-2-ylamino)methyl)morpholino)quinoline-8-carbonitrile		
ER-885789	 [Abs] $C_{22}H_{23}N_5O$	373.5	0.0070	>2.0	5-((2R,6S)-2-methyl-6-((6-methylpyridin-2-ylamino)methyl)morpholino)quinoline-8-carbonitrile	¹ H NMR (400 MHz, METHANOL- <i>d</i> ₄) δ ppm 1.15 (d, <i>J</i> =6.15 Hz, 7 H) 2.66 - 2.71 (m, 9 H) 2.94 (d, <i>J</i> =11.72 Hz, 1 H) 3.31 (s, 1 H) 4.84 - 4.85 (m, 6 H) 6.83 (d, <i>J</i> =6.74 Hz, 1 H) 6.96 (d, <i>J</i> =8.20 Hz, 1 H) 7.28 (s, 1 H) 7.30 (s, 1 H) 7.61 (m, 2 H) 7.73 (d, <i>J</i> =8.79 Hz, 1 H) 8.15 (s, 1 H) 8.17 (s, 1 H) 8.65 (s, 1 H) 8.67 (s, 1 H) 8.97 (d, <i>J</i> =2.64 Hz, 1 H)	

FIG. 6P

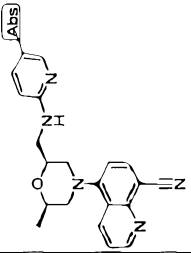
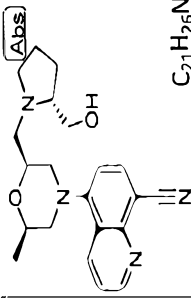
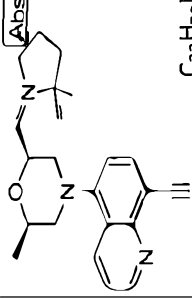
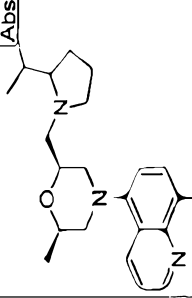
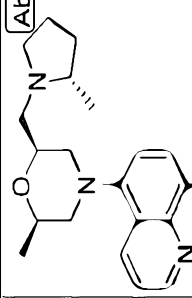
ER-886790		373.5	0.0085	>2.0	5-((2R,6S)-2-methyl-6-((5-methylpyridin-2-yl)amino)methylmorpholino)quinoline-8-carbonitrile	
ER-886814		366.5	0.0720	>2.0	5 ((2S,6R) 2 ((R)-2-(hydroxymethyl)pyrrolidin-1-yl)methyl)-6-methylmorpholino)quinoline-8-carbonitrile	
ER-886815		364.5	0.3950	>2.0	5-((2R,6R)-2-((2,2-dimethylpyrrolidin-1-yl)methyl)-6-methylmorpholino)quinoline-8-carbonitrile	
ER-886816		378.5	0.1970	>2.0	5-((2S,6R)-2-((2-isopropylpyrrolidin-1-yl)methyl)-6-methylmorpholino)quinoline-8-carbonitrile	¹ H NMR (400 MHz, METHANOL-d ₄) δ ppm 1.02 - 1.17 (m, 7 H) 1.28 - 1.34 (m, 4 H) 1.86 - 1.96 (m, 1 H) 2.04 - 2.28 (m, 4 H) 2.68 - 2.80 (m, 2 H) 3.26 - 3.51 (m, 8 H) 3.52 - 3.60 (m, 1 H) 3.73 - 3.81 (m, 1 H) 4.11 - 4.21 (m, 1 H) 4.35 - 4.44 (m, 1 H) 4.85 - 4.91 (m, 8 H) 7.23 - 7.28 (m, 1 H) 7.65 (dd, J=8.50, 4.10 Hz, 1 H) 8.15 (d, J=7.62 Hz, 1 H) 8.64 - 8.69 (m, 1 H) 8.98 (dd, J=4.10, 1.46 Hz, 1 H)
ER-886817		350.5	0.0600	>2.0	5-((2R,6S)-2-methyl-6-(((S)-2-methylpyrrolidin-1-yl)methyl)morpholino)quinoline-8-carbonitrile	¹ H NMR (400 MHz, METHANOL-d ₄) δ ppm 1.26 - 1.34 (m, 4 H) 1.48 (d, J=6.74 Hz, 3 H) 1.71 - 1.77 (m, 1 H) 1.98 - 2.14 (m, 3 H) 2.29 - 2.38 (m, 2 H) 2.67 - 2.81 (m, 4 H) 3.19 - 3.26 (m, 1 H) 3.33 (s, 1 H) 3.38 - 3.46 (m, 4 H) 3.52 (dd, J=13.48, 2.34 Hz, 1 H) 3.61 - 3.68 (m, 1 H) 3.81 - 3.88 (m, 1 H) 4.11 - 4.17 (m, 1 H) 4.32 - 4.39 (m, 1 H) 7.26 (d, J=7.91 Hz, 1 H) 7.61 - 7.65 (m, 1 H) 8.15 (d, J 7.91 Hz, 1 H) 8.63 - 8.67 (m, 1 H) 8.95 - 8.98 (m, 1 H)

FIG. 6Q

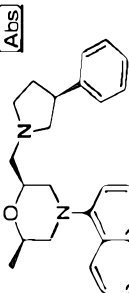
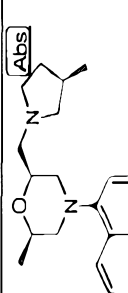
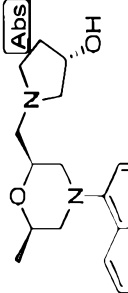
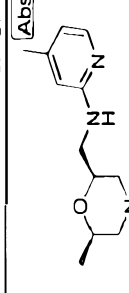
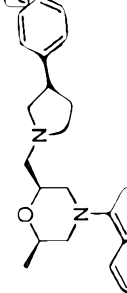
ER-886818		412.5	0.0800	>2.0	5-((2R,6S)-2-methyl-6-(((S)-3-phenylpyrrolidin-1-yl)methyl)morpholino)quinoline-8-carbonitrile	¹ H NMR (400 MHz, ME THANOL d ₄) δ ppm 1.08 1.25 (m, 4 H) 1.30 (d, J=6.15 Hz, 4 H) 1.73 1.78 (m, 1 H) 2.66 - 2.82 (m, 3 H) 3.32 - 3.48 (m, 6 H) 4.02 4.24 (m, 1 H) 4.24 - 4.40 (m, 1 H) 7.26 (d, J=8.20 Hz, 1 H) 7.63 (dd, J=8.50, 4.39 Hz, 1 H) 8.06 - 8.23 (m, 1 H) 8.57 - 8.73 (m, 1 H) 8.97 (dd, J=4.39, 1.76 Hz, 1 H)	
ER-886819		350.5	0.0360	>2.0	5-((2R,6S)-2-methyl 6 (((R)-3-methylpyrrolidin-1-yl)methyl)morpholino)quinoline-8-carbonitrile		
ER-886820		352.4	0.0626	>2.0	5-((2S,6R)-2-(((S)-3-hydroxypyrrolidin 1-yl)methyl) 6 methylmorpholino)quinoline-8-carbonitrile	¹ H NMR (400 MHz, ME THANOL-d ₄) δ ppm 1.28 (d, J=6.15 Hz, 4 H) 1.96 - 2.07 (m, 1 H) 2.12 (d, J=4.39 Hz, 1 H) 2.32 (t, J=8.20 Hz, 1 H) 2.64 - 2.79 (m, 4 H) 3.20 (d, J=12.31 Hz, 1 H) 3.29 - 3.54 (m, 7 H) 3.58 (d, J=11.72 Hz, 1 H) 3.75 3.89 (m, 2 H) 4.09 - 4.17 (m, 1 H) 4.35 (br. s., 1 H) 4.55 (d, J=15.23 Hz, 1 H) 4.81 - 4.87 (m, 7 H) 7.22 (d, J=8.20 Hz, 1 H) 7.57 7.62 (m, 1 H) 8.11 (d, J=7.91 Hz, 1 H) 8.61 (d, J=8.50 Hz, 1 H) 8.91 8.95 (m, 1 H)	
ER-886853		373.5	0.0040	>2	5-((2R,6S)-2-methyl-6-(((4-methylpyridin-2-yl)amino)methyl)morpholino)quinoline-8-carbonitrile	¹ H NMR (400 MHz, ME THANOL d ₄) δ ppm 1.13 1.21 (m, 3 H) 2.34 - 2.39 (m, 3 H) 2.67 (dd, J=12.01, 10.25 Hz, 1 H) 2.76 - 2.83 (m, 1 H) 3.36 (d, J=12.01 Hz, 1 H) 3.53 (d, J=11.72 Hz, 1 H) 3.99 (ddd, J=10.25, 6.15, 2.34 Hz, 1 H) 4.21 - 4.37 (m, 3 H) 4.82 - 4.86 (m, 5 H) 6.76 (dd, J=7.03, 1.76 Hz, 1 H) 6.86 (s, 1 H) 7.22 - 7.27 (m, 1 H) 7.58 7.63 (m, 1 H) 7.79 (d, J=7.03 Hz, 1 H) 8.10 - 8.14 (m, 1 H) 8.60 8.65 (m, 1 H) 8.92 8.96 (m, 1 H)	
ER-886854		412.5	0.0190	>2	5-((2R,6S)-2-methyl 6-((3-phenylpyrrolidin-1-yl)methyl)morpholino)quinoline-8-carbonitrile	¹ H NMR (400 MHz, ME THANOL d ₄) δ ppm 1.25 1.31 (m, 4 H) 2.50 2.53 (m, 1 H) 2.65 2.78 (m, 2 H) 3.24 (br. s., 1 H) 3.29 - 3.32 (m, 1 H) 3.41 (s, 1 H) 3.38 (s, 1 H) 3.44 - 3.54 (m, 3 H) 3.54 - 3.64 (m, 1 H) 3.73 (br. s., 1 H) 3.82 - 3.96 (m, 1 H) 3.99 - 4.09 (m, 1 H) 4.15 (br. s., 1 H) 4.37 (br. s., 1 H) 4.81 - 4.85 (m, 5 H) 7.22 - 7.31 (m, 2 H) 7.31 - 7.37 (m, 4 H) 7.61 (d, J=4.10 Hz, 1 H) 8.13 (d, J=7.91 Hz, 1 H) 8.60 - 8.65 (m, 1 H) 8.95 (br. s., 1 H)	

FIG. 6R

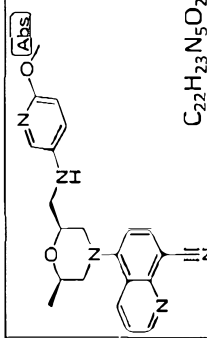
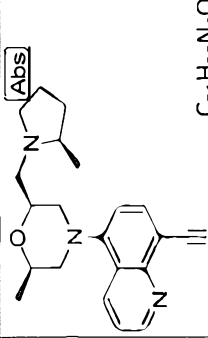
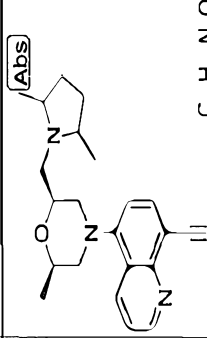
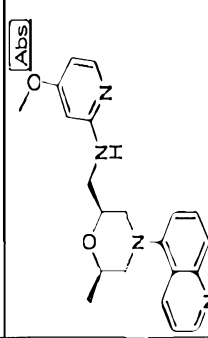
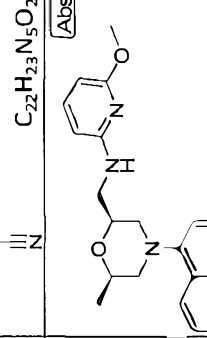
ER-886855		389.5	0.0260	>2	5-((2S,6R)-2-(((6-methoxypyridin-3-yl)amino)methyl)-6-methylmorpholino)quinoline-8-carbonitrile	¹ H NMR (400 MHz, METHANOL d ₄) δ ppm 1.21 1.26 (m, 3 H) 2.60 2.67 (m, 1 H) 2.76 2.83 (m, 1 H) 3.29 3.43 (m, 5 H) 3.99 - 4.17 (m, 5 H) 4.83 4.87 (m, 5 H) 7.18 7.23 (m, 2 H) 7.59 (dd, J=8.50, 4.39 Hz, 1 H) 7.68 (d, J=2.64 Hz, 1 H) 7.76 7.81 (m, 1 H) 8.08 - 8.12 (m, 1 H) 8.56 8.61 (m, 1 H) 8.86 8.99 (m, 1 H)
ER-886856		350.5	0.0760	>2	5-((2R,6S)-2-methyl-6-((R)-2-methylpyrrolidin-1-yl)methyl)-6-methylmorpholino)quinoline-8-carbonitrile	¹ H NMR (400 MHz, METHANOL d ₄) δ ppm 1.19 1.37 (m, 4 H) 1.37 1.53 (m, 3 H) 1.67 1.85 (m, 1 H) 2.01 2.20 (m, 2 H) 2.20 - 2.39 (m, 1 H) 2.58 2.86 (m, 3 H) 3.14 (d, J=12.89 Hz, 1 H) 3.33 3.59 (m, 5 H) 3.69 - 3.90 (m, 1 H) 4.04 4.22 (m, 1 H) 4.34 (t, J=10.25 Hz, 1 H) 7.14 7.30 (m, 1 H) 7.61 (ddd, J=8.50, 4.39, 0.88 Hz, 1 H) 8.12 (dd, J=8.20, 0.88 Hz, 1 H) 8.63 (dd, J=8.50, 1.46 Hz, 1 H) 8.86 9.07 (m, 1 H)
ER-886857		364.5	0.1030	>2	5-((2S,6R)-2-((2,5-dimethylpyrrolidin-1-yl)methyl)-6-methylmorpholino)quinoline-8-carbonitrile	¹ H NMR (400 MHz, METHANOL d ₄) δ ppm 1.21 1.30 (m, 4 H) 1.34 1.37 (m, 1 H) 1.46 1.51 (m, 5 H) 1.73 1.86 (m, 2 H) 2.23 2.32 (m, 2 H) 2.60 2.79 (m, 2 H) 3.24 3.45 (m, 6 H) 3.54 3.66 (m, 1 H) 3.69 3.84 (m, 2 H) 4.04 4.17 (m, 1 H) 4.33 4.41 (m, 1 H) 4.86 (s, 4 H) 7.19 7.25 (m, 1 H) 7.58 7.63 (m, 1 H) 8.09 8.13 (m, 1 H) 8.60 8.65 (m, 1 H) 8.92 8.96 (m, 1 H)
ER-886858		389.5	0.0080	>2	5-((2S,6R)-2-(((4-methoxypyridin-2-yl)amino)methyl)-6-methylmorpholino)quinoline-8-carbonitrile	¹ H NMR (400 MHz, METHANOL d ₄) δ ppm 1.15 1.22 (m, 3 H) 2.65 (d, J=10.55 Hz, 1 H) 2.69 (s, 1 H) 2.75 2.82 (m, 1 H) 3.37 (s, 1 H) 3.34 (s, 1 H) 3.52 (d, J=11.43 Hz, 1 H) 3.92 - 4.02 (m, 4 H) 4.16 4.23 (m, 1 H) 4.26 4.34 (m, 2 H) 6.42 (d, J=2.64 Hz, 1 H) 6.53 6.56 (m, 1 H) 7.23 7.27 (m, 1 H) 7.59 7.70 (m, 1 H) 7.79 (d, J=7.62 Hz, 1 H) 8.11 8.15 (m, 1 H) 8.61 8.65 (m, 1 H) 8.94 8.97 (m, 1 H)
ER-886859		389.5	0.0810	>2	5-((2S,6R)-2-(((6-methoxypyridin-2-yl)amino)methyl)-6-methylmorpholino)quinoline-8-carbonitrile	¹ H NMR (400 MHz, METHANOL d ₄) δ ppm 1.21 1.25 (m, 3 H) 2.66 (dd, J=12.01, 10.25 Hz, 1 H) 2.76 2.82 (m, 1 H) 3.34 3.51 (m, 3 H) 3.56 (d, J=3.81 Hz, 1 H) 3.59 (d, J=3.81 Hz, 1 H) 3.96 3.98 (m, 3 H) 4.07 - 4.12 (m, 1 H) 4.18 (dd, J=6.74, 4.39 Hz, 1 H) 4.83 4.85 (m, 7 H) 6.27 (d, J=7.91 Hz, 1 H) 6.52 (d, J=8.50 Hz, 1 H) 7.23 (d, J=7.91 Hz, 1 H) 7.58 7.62 (m, 1 H) 7.74 7.79 (m, 1 H) 8.12 (d, J=7.91 Hz, 1 H) 8.61 (dd, J=8.50, 1.76 Hz, 1 H) 8.95 (dd, J=4.10, 1.76 Hz, 1 H)

FIG. 6S

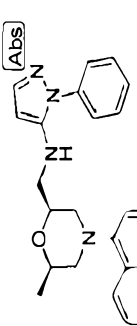
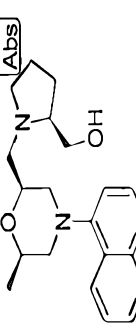
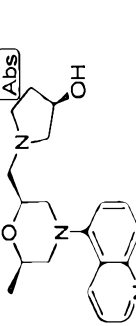
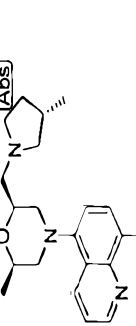
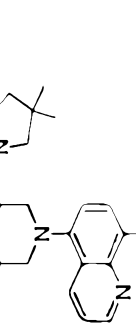
ER-886860		424.5	0.3280	>2	5-((2R,6S)-2-methyl-6-(((1-phenyl-1H-pyrazol-5-yl)amino)methyl)morpholino)quinoline-8-carbonitrile	¹ H NMR (400 MHz, METHANOL-d ₄) δ ppm 1.23 (d, J=6.45 Hz, 3 H) 2.52 - 2.59 (m, 1 H) 3.13 (s, 1 H) 3.16 (s, 1 H) 3.32 - 3.35 (m, 1 H) 3.98 - 4.08 (m, 3 H) 4.85 - 4.87 (m, 12 H) 6.02 (d, J=3.52 Hz, 1 H) 7.17 (d, J=7.91 Hz, 1 H) 7.58 - 7.63 (m, 2 H) 7.72 - 7.76 (m, 2 H) 8.11 (d, J=7.91 Hz, 1 H) 8.19 (d, J=3.52 Hz, 1 H) 8.50 (dd, J=8.50, 1.76 Hz, 1 H) 8.97 (dd, J=4.39, 1.76 Hz, 1 H)
ER-886866		366.5	0.1160	>2	5-((2S,6R)-2-(((S)-2-(hydroxymethyl)pyrrolidin-1-yl)methyl)-6-methylmorpholino)quinoline-8-carbonitrile	¹ H NMR (400 MHz, METHANOL-d ₄) δ ppm 1.25 - 1.29 (m, 3 H) 1.85 - 1.94 (m, 1 H) 2.00 - 2.26 (m, 3 H) 2.64 - 2.77 (m, 2 H) 3.26 - 3.40 (m, 14 H) 3.59 - 3.71 (m, 2 H) 3.74 - 3.83 (m, 2 H) 3.87 - 3.92 (m, 1 H) 4.09 - 4.17 (m, 1 H) 4.32 - 4.39 (m, 1 H) 4.82 (s, 1 H) 4.87 (d, J=0.88 Hz, 1 H) 7.20 - 7.24 (m, 1 H) 7.58 - 7.62 (m, 1 H) 8.08 - 8.12 (m, 1 H) 8.60 - 8.64 (m, 1 H) 8.92 - 8.95 (m, 1 H)
ER-886867		352.4	0.0870	>2	5-((2S,6R)-2-(((R)-3-hydroxypyrrolidin-1-yl)methyl)-6-methylmorpholino)quinoline-8-carbonitrile	
ER-886868		350.5	0.0370	>2	5-((2R,6S)-2-methyl-6-(((S)-3-methylpyrrolidin-1-yl)methyl)morpholino)quinoline-8-carbonitrile	¹ H NMR (400 MHz, METHANOL-d ₄) δ ppm 1.12 - 1.21 (m, 3 H) 1.28 (d, J=6.15 Hz, 3 H) 2.65 - 2.76 (m, 2 H) 3.30 - 3.49 (m, 5 H) 3.75 - 3.81 (m, 1 H) 4.10 - 4.16 (m, 1 H) 4.82 - 4.85 (m, 5 H) 7.24 (d, J=7.91 Hz, 1 H) 7.61 (dd, J=8.50, 4.39 Hz, 1 H) 8.13 (d, J=8.20 Hz, 1 H) 8.62 (d, J=8.50 Hz, 1 H) 8.94 - 8.97 (m, 1 H)
ER-886869		364.5	0.0310	>2	5-((2S,6R)-2-((3,3-dimethylpyrrolidin-1-yl)methyl)-6-methylmorpholino)quinoline-8-carbonitrile	¹ H NMR (400 MHz, METHANOL-d ₄) δ ppm 1.19 - 1.29 (m, 9 H) 1.86 - 1.93 (m, 1 H) 1.95 - 1.99 (m, 1 H) 2.65 - 2.74 (m, 2 H) 2.96 - 3.05 (m, 1 H) 3.08 (s, 1 H) 3.30 - 3.52 (m, 7 H) 3.75 - 3.81 (m, 1 H) 4.10 - 4.15 (m, 1 H) 4.32 (d, J=8.20 Hz, 1 H) 4.83 - 4.85 (m, 5 H) 7.24 (d, J=8.20 Hz, 1 H) 7.59 - 7.63 (m, 1 H) 8.11 - 8.14 (m, 1 H) 8.62 (dd, J=8.50, 1.76 Hz, 1 H) 8.94 - 8.96 (m, 1 H)

FIG. 6T

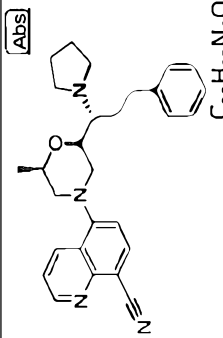
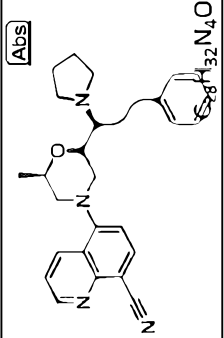
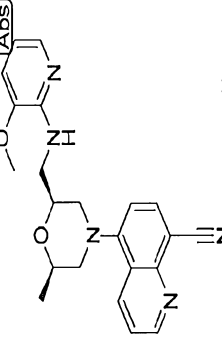
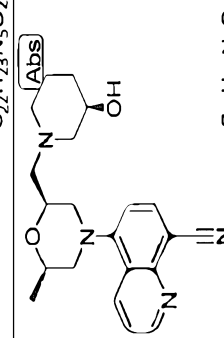
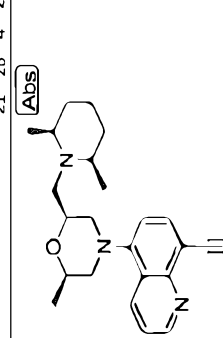
ER-886912		440.6	0.6480	5-((2R,6R)-2-methyl-6-((R)-3-phenyl-1-(pyrrolidin-1-yl)propyl)morpholino)quinoline-8-carbonitrile	¹ H NMR (400 MHz, CHLOROFORM- <i>d</i>) δ ppm 1.21 - 1.32 (m, 5 H) 1.72 (d, <i>J</i> =5.77 Hz, 4 H) 1.85 - 1.98 (m, 2 H) 2.59 - 2.83 (m, 6 H) 3.28 (d, <i>J</i> =12.18 Hz, 1 H) 3.46 - 3.55 (m, 1 H) 3.98 (br. s., 2 H) 7.07 (t, <i>J</i> =7.16 Hz, 1 H) 7.14 - 7.34 (m, 5 H) 7.49 (dt, <i>J</i> =8.92, 4.62 Hz, 1 H) 8.04 (d, <i>J</i> =8.12 Hz, 1 H) 8.45 (d, <i>J</i> =8.55 Hz, 1 H) 9.03 - 9.11 (m, 1 H)	LCMS (ESI+) calcd for C ₂₈ H ₃₂ N ₄ O (M+H ⁺): 441.26, found: 441.33
ER-886913		440.6	1.8930	5-((2R,6R)-2-methyl-6-((S)-3-phenyl-1-(pyrrolidin-1-yl)propyl)morpholino)quinoline-8-carbonitrile	¹ H NMR (400 MHz, METHANOL- <i>d</i> ₄) δ ppm 1.16 (d, <i>J</i> =6.15 Hz, 4 H) 2.67 (dd, <i>J</i> =12.01, 10.25 Hz, 1 H) 2.78 - 2.85 (m, 1 H) 3.36 (d, <i>J</i> =12.01 Hz, 1 H) 3.54 (d, <i>J</i> =11.43 Hz, 1 H) 3.96 - 4.03 (m, 5 H) 4.34 - 4.43 (m, 3 H) 4.82 - 4.86 (m, 7 H) 6.82 - 6.86 (m, 1 H) 7.26 (d, <i>J</i> =8.20 Hz, 1 H) 7.36 (d, <i>J</i> =7.62 Hz, 1 H) 7.52 - 7.55 (m, 1 H) 7.62 (dd, <i>J</i> =8.50, 4.10 Hz, 1 H) 8.14 (d, <i>J</i> =8.20 Hz, 1 H) 8.64 (dd, <i>J</i> =8.50, 1.76 Hz, 1 H) 8.94 - 8.97 (m, 1 H)	
ER-886948		389.5	0.0030	5-((2S,6R)-2-((3-methoxypyridin-2-yl)amino)methyl-6-methylmorpholino)quinoline-8-carbonitrile	¹ H NMR (400 MHz, METHANOL- <i>d</i> ₄) δ ppm 1.23 - 1.29 (m, 4 H) 1.69 (br. s., 1 H) 1.72 - 1.87 (m, 2 H) 2.63 - 2.76 (m, 2 H) 3.13 (br. s., 1 H) 3.16 - 3.26 (m, 3 H) 3.30 - 3.45 (m, 4 H) 3.70 (d, <i>J</i> =12.31 Hz, 1 H) 4.16 (br. s., 1 H) 4.40 (d, <i>J</i> =9.96 Hz, 1 H) 4.81 - 4.85 (m, 7 H) 7.24 (d, <i>J</i> =7.62 Hz, 1 H) 7.59 - 7.63 (m, 1 H) 8.13 (d, <i>J</i> =7.91 Hz, 1 H) 8.59 - 8.64 (m, 1 H) 8.96 (d, <i>J</i> =4.39 Hz, 1 H)	
ER-886949		366.5	0.1450	5-((2S,6R)-2-((2R,6S)-2,6-dimethylpiperidin-1-yl)methyl-6-methylmorpholino)quinoline-8-carbonitrile	¹ H NMR (400 MHz, METHANOL- <i>d</i> ₄) δ ppm 1.23 - 1.28 (m, 3 H) 1.34 - 1.36 (m, 2 H) 1.38 - 1.42 (m, 3 H) 1.47 (d, <i>J</i> =5.57 Hz, 1 H) 1.61 - 1.68 (m, 1 H) 1.80 (s, 1 H) 2.62 - 2.71 (m, 1 H) 2.74 (s, 1 H) 2.76 - 2.82 (m, 1 H) 3.05 - 3.11 (m, 1 H) 3.34 (d, <i>J</i> =14.65 Hz, 1 H) 3.42 (s, 1 H) 3.38 (s, 1 H) 3.46 - 3.56 (m, 1 H) 4.11 (d, <i>J</i> =9.67 Hz, 1 H) 4.84 (d, <i>J</i> =1.17 Hz, 12 H) 7.25 (d, <i>J</i> =7.91 Hz, 1 H) 7.62 (dd, <i>J</i> =8.79, 4.39 Hz, 1 H) 8.14 (d, <i>J</i> =7.91 Hz, 1 H) 8.60 - 8.64 (m, 1 H) 8.95 - 8.97 (m, 1 H)	
ER-886950		378.5	0.7360	5-((2S,6R)-2-((2R,6S)-2,6-dimethylpiperidin-1-yl)methyl-6-methylmorpholino)quinoline-8-carbonitrile		

FIG. 6U

ER 886951		366.5	0.6320	5-((2S,6R)-2-(((S)-3-hydroxypiperidin-1-yl)methyl)-6-methylmorpholino)quinoline-8-carbonitrile	¹ H NMR (400 MHz, METHANOL- <i>d</i> ₄) δ ppm 1.28 (d, J=6.45 Hz, 1 H) 3.22 (s, 7 H) 3.38 (s, 1 H) 4.81 - 4.85 (m, 115 H) 7.25 (d, J=8.20 Hz, 2 H) 7.62 (dd, J=8.50, 4.10 Hz, 2 H) 8.14 (d, J=8.20 Hz, 2 H) 8.63 (d, J=7.03 Hz, 1 H) 8.95 (s, 1 H)	
ER-886953		366.5	0.0930	5-((2S,6R)-2-(((4-hydroxypiperidin-1-yl)methyl)-6-methylmorpholino)quinoline-8-carbonitrile	¹ H NMR (400 MHz, METHANOL- <i>d</i> ₄) δ ppm 1.27 (d, J=6.15 Hz, 3 H) 1.70 - 1.84 (m, 1 H) 1.86 - 2.14 (m, 2 H) 2.63 - 2.75 (m, 2 H) 3.07 - 3.16 (m, 1 H) 3.20 - 3.26 (m, 1 H) 3.29 - 3.40 (m, 5 H) 3.44 - 3.51 (m, 1 H) 3.67 (d, J=7.91 Hz, 1 H) 3.80 - 3.86 (m, 1 H) 4.05 - 4.17 (m, 2 H) 4.37 - 4.47 (m, 1 H) 4.86 (s, 1 H) 4.89 - 4.92 (m, 4 H) 7.21 (d, J=7.91 Hz, 1 H) 7.56 - 7.61 (m, 1 H) 8.09 (d, J=7.91 Hz, 1 H) 8.60 (d, J=8.50 Hz, 1 H) 8.93 (d, J=4.10 Hz, 1 H)	
ER 886955		380.5	0.1840	5-((2S,6R)-2-(((2-(hydroxymethyl)piperidin-1-yl)methyl)-6-methylmorpholino)quinoline-8-carbonitrile	¹ H NMR (400 MHz, METHANOL <i>d</i> ₄) δ ppm 1.22 - 1.29 (m, 4 H) 1.58 - 1.72 (m, 2 H) 1.75 - 1.95 (m, 5 H) 2.63 - 2.79 (m, 2 H) 3.20 - 3.25 (m, 1 H) 3.29 - 3.42 (m, 4 H) 3.46 - 3.59 (m, 1 H) 3.61 - 3.74 (m, 2 H) 3.89 - 3.93 (m, 1 H) 4.08 - 4.16 (m, 1 H) 4.43 - 4.49 (m, 1 H) 4.82 - 4.85 (m, 6 H) 7.22 - 7.26 (m, 1 H) 7.59 - 7.63 (m, 1 H) 8.12 (d, J=7.91 Hz, 1 H) 8.60 - 8.64 (m, 1 H) 8.95 (d, J=4.39 Hz, 1 H)	
ER 886957		364.5	0.0500	5-((2R,6S)-2-methyl-6-((2-methylpiperidin-1-yl)methyl)morpholino)quinoline-8-carbonitrile	¹ H NMR (400 MHz, METHANOL- <i>d</i> ₄) δ ppm 1.24 - 1.35 (m, 5 H) 1.39 - 1.45 (m, 2 H) 1.60 - 1.65 (m, 1 H) 1.82 (d, J=13.48 Hz, 1 H) 1.93 (br s, 1 H) 2.63 - 2.79 (m, 2 H) 3.13 - 3.26 (m, 2 H) 3.29 - 3.51 (m, 5 H) 3.76 (d, J=12.89 Hz, 1 H) 4.11 - 4.16 (m, 1 H) 4.30 - 4.42 (m, 1 H) 4.85 (s, 5 H) 7.25 (d, J=7.91 Hz, 1 H) 7.62 (dd, J=8.50, 4.10 Hz, 1 H) 8.13 (d, J=7.91 Hz, 1 H) 8.61 - 8.66 (m, 1 H) 8.96 (dd, J=4.39, 1.76 Hz, 1 H)	
ER 886958		378.5	0.0840	5-((2S,6R)-2-((2-ethylpiperidin-1-yl)methyl)-6-methylmorpholino)quinoline-8-carbonitrile	¹ H NMR (400 MHz, METHANOL- <i>d</i> ₄) δ ppm 0.98 - 1.04 (m, 3 H) 1.24 - 1.29 (m, 3 H) 1.57 - 1.69 (m, 1 H) 1.73 - 1.96 (m, 3 H) 2.64 - 2.79 (m, 2 H) 3.08 - 3.26 (m, 2 H) 3.29 - 3.49 (m, 3 H) 3.52 - 3.55 (m, 1 H) 3.74 (d, J=13.18 Hz, 1 H) 4.10 - 4.17 (m, 1 H) 4.41 (s, 1 H) 4.85 - 4.88 (m, 4 H) 7.24 (d, J=7.91 Hz, 1 H) 7.61 (dd, J=8.50, 4.39 Hz, 1 H) 8.12 (d, J=8.20 Hz, 1 H) 8.60 - 8.66 (m, 1 H) 8.94 - 8.97 (m, 1 H)	

FIG. 6V

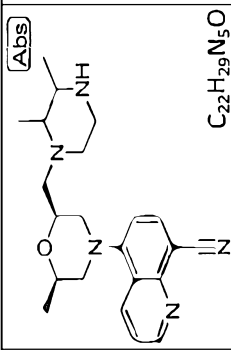
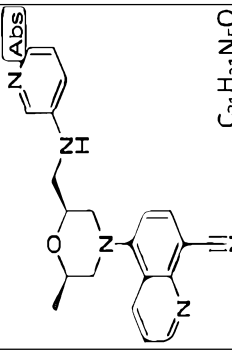
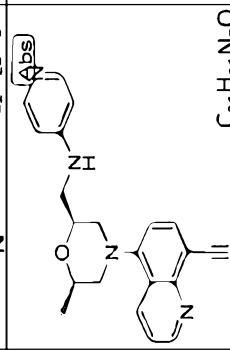
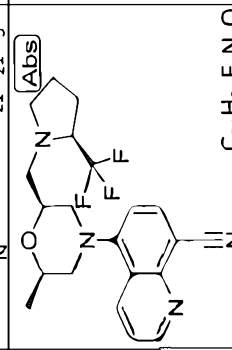
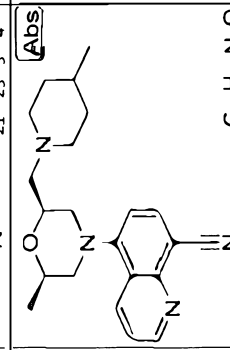
ER-887137		379.5	0.0157	> 10 < 20.9	5-((2S,6R)-2-((2,3-dimethylpiperazin-1-yl)methyl)-6-methylmorpholino)quinoline-8-carbonitrile	¹ H NMR (400 MHz, METHANOL- <i>d</i> ₄) δ ppm 1.22 - 1.41 (m, 11 H) 2.63 - 2.76 (m, 2 H) 3.05 - 3.11 (m, 1 H) 3.33 - 3.46 (m, 4 H) 3.52 (s, 1 H) 3.72 - 3.77 (m, 1 H) 4.07 - 4.12 (m, 1 H) 7.21 - 7.25 (m, 1 H) 7.59 - 7.63 (m, 1 H) 8.11 - 8.14 (m, 1 H) 8.59 - 8.64 (m, 1 H) 8.95 (dd, <i>J</i> =4.39, 1.76 Hz, 1 H)	
ER-887138		359.4	0.0440	> 2.0	5-((2R,6S)-2-methyl-6-((pyridin-3-ylamino)methyl)morpholino)quinoline-8-carbonitrile	¹ H NMR (400 MHz, METHANOL <i>d</i> ₄) δ ppm 1.18 - 1.23 (m, 3 H) 2.63 - 2.69 (m, 1 H) 2.71 - 2.82 (m, 1 H) 3.36 (d, <i>J</i> =10.84 Hz, 1 H) 3.53 (d, <i>J</i> =10.84 Hz, 1 H) 3.97 - 4.05 (m, 1 H) 4.33 - 4.40 (m, 1 H) 4.43 - 4.49 (m, 1 H) 4.68 (d, <i>J</i> =13.48 Hz, 1 H) 4.86 (d, <i>J</i> =1.17 Hz, 4 H) 7.25 (dd, <i>J</i> =8.20, 1.17 Hz, 1 H) 7.60 - 7.68 (m, 3 H) 8.02 - 8.05 (m, 1 H) 8.07 - 8.15 (m, 2 H) 8.61 - 8.66 (m, 1 H) 8.96 (dt, <i>J</i> =4.10, 1.46 Hz, 1 H)	
ER-887139		359.4	0.0080	> 2.0	5-((2R,6S)-2-methyl-6-((pyridin-4-ylamino)methyl)morpholino)quinoline-8-carbonitrile	¹ H NMR (400 MHz, METHANOL- <i>d</i> ₄) δ ppm 1.19 (d, <i>J</i> =6.15 Hz, 3 H) 2.60 - 2.72 (m, 2 H) 3.35 (d, <i>J</i> =12.01 Hz, 1 H) 3.47 (d, <i>J</i> =11.43 Hz, 1 H) 3.96 - 4.03 (m, 1 H) 4.14 - 4.20 (m, 1 H) 4.22 - 4.28 (m, 1 H) 4.34 (d, <i>J</i> =2.05 Hz, 1 H) 4.38 (s, 1 H) 4.85 - 4.87 (m, 5 H) 6.80 - 6.83 (m, 2 H) 7.24 (d, <i>J</i> =8.20 Hz, 1 H) 7.59 - 7.63 (m, 1 H) 8.05 - 8.09 (m, 2 H) 8.12 (d, <i>J</i> =7.91 Hz, 1 H) 8.61 - 8.65 (m, 1 H) 8.95 - 8.97 (m, 1 H)	
ER-887140		404.4	0.3086	> 2.0	5-((2R,6S)-2-methyl-6-(((S)-2-(trifluoromethyl)pyrrolidin-1-yl)methyl)morpholino)quinoline-8-carbonitrile	¹ H NMR (400 MHz, METHANOL- <i>d</i> ₄) δ ppm 1.20 - 1.25 (m, 4 H) 2.64 (d, <i>J</i> =9.96 Hz, 1 H) 2.75 (d, <i>J</i> =10.55 Hz, 1 H) 2.79 (s, 1 H) 3.09 (s, 1 H) 3.15 - 3.19 (m, 1 H) 3.30 - 3.40 (m, 4 H) 4.08 (d, <i>J</i> =7.03 Hz, 1 H) 4.80 - 4.86 (m, 9 H) 7.22 (d, <i>J</i> =7.91 Hz, 1 H) 7.61 (dd, <i>J</i> =8.50, 4.39 Hz, 1 H) 8.13 (d, <i>J</i> =8.20 Hz, 1 H) 8.62 (dd, <i>J</i> =8.50, 1.76 Hz, 1 H) 8.93 - 8.96 (m, 1 H)	
ER-887141		364.5	0.0630	> 2.0	5-((2R,6S)-2-methyl-6-((4-methylpiperidin-1-yl)methyl)morpholino)quinoline-8-carbonitrile	¹ H NMR (400 MHz, METHANOL <i>d</i> ₄) δ ppm 0.99 (3 H, d) 1.27 (3 H, d) 1.40 - 1.60 (2 H, m) 1.63 - 1.76 (1 H, m) 1.83 - 2.03 (2 H, m) 2.60 - 2.77 (2 H, m) 2.96 - 3.09 (2 H, m) 3.23 - 3.26 (2 H, m) 3.32 - 3.46 (2 H, m) 3.60 - 3.72 (2 H, m) 4.08 - 4.24 (1 H, m) 4.33 - 4.43 (4 H, m) 7.19 - 7.26 (1 H, m) 7.56 - 7.66 (1 H, m) 8.08 - 8.17 (1 H, m) 8.56 - 8.66 (1 H, m) 8.90 - 8.99 (1 H, m)	LCMS (ESI+) calcd for C22 H28 N4 O (M+H+) 365.4, found 365.2

FIG. 6W

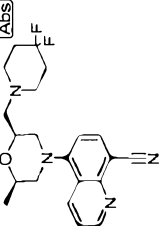
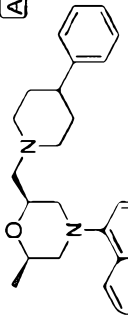
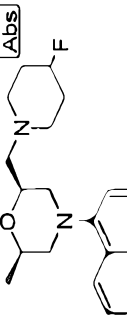
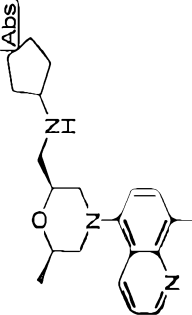
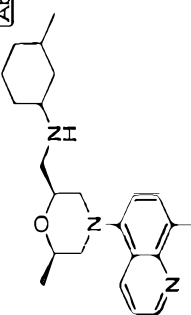
ER-887142	 C ₂₁ H ₂₄ F ₂ N ₄ O (Abs)	385.4	0.1060	> 2.0	5-((2S,6R)-2-((4,4-difluoropiperidin-1-yl)methyl)-6-methylmorpholino)quinoline-8-carbonitrile	¹ H NMR (400 MHz, METHANOL-d ₄) δ ppm 1.28 (d, J=5.57 Hz, 3 H) 1.33 (s, 1 H) 2.39 (br. s., 3 H) 2.45 (br. s., 1 H) 2.66 - 2.76 (m, 2 H) 3.33 - 3.43 (m, 4 H) 4.11 - 4.19 (m, 1 H) 4.41 - 4.48 (m, 1 H) 7.22 (d, J=7.91 Hz, 1 H) 7.58 - 7.62 (m, 1 H) 8.09 - 8.13 (m, 1 H) 8.61 (d, J=8.79 Hz, 1 H) 8.93 - 8.95 (m, 1 H)	LCMS (ESI+) calcd for C ₂₇ H ₃₀ N ₄ O (M+H+) 427.5, found 427.6
ER-887143	 C ₂₇ H ₂₄ F ₂ N ₄ O (Abs)	425.6	0.0430	> 2.0	5-((2R,6S)-2-methyl-6-((4-phenylpiperidin-1-yl)methyl)morpholino)quinoline-8-carbonitrile	¹ H NMR (400 MHz, METHANOL-d ₄) δ ppm 1.29 (3 H, d) 1.97 - 2.20 (4 H, m) 2.63 - 2.80 (2 H, m) 2.83 - 2.96 (1 H, m) 3.14 - 3.26 (2 H, m) 3.34 - 3.56 (4 H, m) 3.72 - 3.86 (2 H, m) 4.08 - 4.22 (1 H, m) 4.38 - 4.56 (1 H, m) 7.14 - 7.38 (6 H, m) 7.55 - 7.66 (1 H, m) 8.05 - 8.16 (1 H, m) 8.57 - 8.66 (1 H, m) 8.88 - 8.99 (1 H, m)	LCMS (ESI+) calcd for C ₂₇ H ₃₀ N ₄ O (M+H+) 427.5, found 427.6
ER-887144	 C ₂₇ H ₃₀ N ₄ O (Abs)	368.5	0.0760	> 2.0	5-((2S,6R)-2-((4-fluoropiperidin-1-yl)methyl)-6-methylmorpholino)quinoline-8-carbonitrile	¹ H NMR (400 MHz, METHANOL-d ₄) δ ppm 1.28 (3 H, d) 1.95 - 2.39 (5 H, m) 2.62 - 2.83 (2 H, m) 3.27 - 3.39 (2 H, m) 3.51 - 3.77 (2 H, m) 4.05 - 4.21 (2 H, m) 4.35 - 4.55 (3 H, m) 4.99 - 5.08 (1 H, m) 7.23 (1 H, d) 7.55 - 7.67 (1 H, m) 8.06 - 8.17 (1 H, m) 8.62 (1 H, d) 8.87 - 8.98 (1 H, m)	LCMS (ESI+) calcd for C ₂₁ H ₂₅ F N ₄ O (M+H+) 369.4, found 369.2
ER-887145	 C ₂₁ H ₂₅ FN ₄ O (Abs)	350.5	0.0870	> 2.0	5-((2S,6R)-2-((cyclopentylamino)methyl)-6-methylmorpholino)quinoline-8-carbonitrile	¹ H NMR (400 MHz, METHANOL-d ₄) δ ppm 1.28 (d, J=6.15 Hz, 4 H) 1.61 - 1.71 (m, 4 H) 1.81 (br. s., 2 H) 2.09 - 2.16 (m, 2 H) 2.65 - 2.77 (m, 2 H) 3.07 - 3.14 (m, 1 H) 3.22 - 3.26 (m, 1 H) 3.37 - 3.42 (m, 2 H) 3.58 (t, J=7.32 Hz, 1 H) 4.07 - 4.15 (m, 1 H) 4.20 - 4.27 (m, 1 H) 4.85 - 4.87 (m, 5 H) 7.24 (d, J=8.20 Hz, 1 H) 7.60 - 7.64 (m, 1 H) 8.13 (d, J=8.20 Hz, 1 H) 8.60 - 8.63 (m, 1 H) 8.94 - 8.97 (m, 1 H)	
ER-887146	 C ₂₃ H ₃₀ N ₄ O (Abs)	378.5	0.0680	> 2.0	5-((2R,6S)-2-methyl-6-((3-methylcyclohexylamino)methyl)morpholino)quinoline-8-carbonitrile	¹ H NMR (400 MHz, METHANOL-d ₄) δ ppm 0.86 - 1.10 (m, 5 H) 1.25 - 1.40 (m, 4 H) 1.47 - 1.54 (m, 1 H) 1.62 (s, 1 H) 1.67 - 1.76 (m, 1 H) 1.85 - 1.91 (m, 1 H) 2.09 (d, J=5.27 Hz, 2 H) 2.64 - 2.77 (m, 2 H) 3.09 - 3.17 (m, 2 H) 3.22 - 3.26 (m, 1 H) 3.37 - 3.43 (m, 2 H) 4.07 - 4.15 (m, 1 H) 4.20 - 4.27 (m, 1 H) 4.88 (br. s., 1 H) 7.23 (d, J=8.20 Hz, 1 H) 7.61 (dd, J=8.50, 4.39 Hz, 1 H) 8.12 (d, J=7.91 Hz, 1 H) 8.61 (dd, J=8.50, 1.76 Hz, 1 H) 8.95 (dd, J=4.39, 1.76 Hz, 1 H)	

FIG. 6X

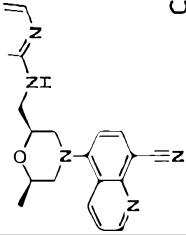
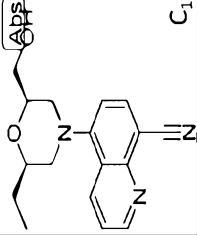
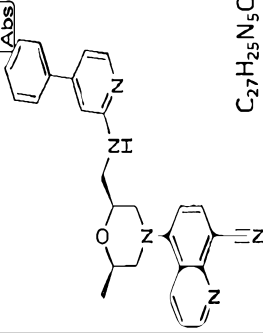
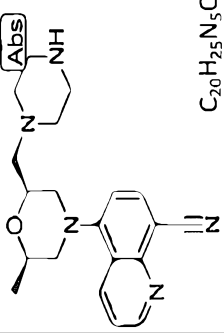
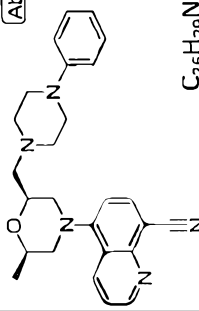
ER-887177		$C_{22}H_{23}N_5O$	373.5	0.0030	> 2.0	5-((2R,6S)-2-methyl-6-((3-methylpyridin-2-yl)amino)methyl)morpholino)quinoline-8-carbonitrile	¹ H NMR (400 MHz, METHANOL-d ₄) δ ppm 1.12 - 1.16 (m, 3 H) 2.24 - 2.28 (m, 3 H) 2.61 - 2.68 (m, 1 H) 2.77 - 2.84 (m, 1 H) 3.24 - 3.26 (m, 1 H) 3.31 - 3.36 (m, 1 H) 3.55 (d, J=11.72 Hz, 1 H) 3.94 - 4.01 (m, 1 H) 4.30 - 4.47 (m, 3 H) 4.82 - 4.87 (m, 5 H) 6.80 - 6.85 (m, 1 H) 7.19 - 7.24 (m, 1 H) 7.56 - 7.61 (m, 1 H) 7.74 (d, J=7.32 Hz, 1 H) 7.83 (d, J=6.74 Hz, 1 H) 8.07 - 8.11 (m, 1 H) 8.57 - 8.62 (m, 1 H) 8.90 - 8.93 (m, 1 H)	LCMS (ESI+) calcd for C ₁₇ H ₁₉ N ₃ O ₂ (M+H ⁺) 298.3, found 298.4
ER-887199		$C_{22}H_{23}N_5O$	297.4	0.1050	> 2.0	5-((2R,6R)-2-ethyl-6-((hydroxymethyl)methyl)morpholino)quinoline-8-carbonitrile	¹ H NMR (400 MHz, METHANOL-d ₄) δ ppm 0.99 (3 H, t) 1.43 - 1.68 (2 H, m) 2.60 - 2.73 (1 H, m) 2.74 - 2.89 (1 H, m) 3.31 - 3.46 (2 H, m) 3.76 - 3.88 (1 H, m) 4.21 - 4.29 (1 H, m) 4.48 (2 H, br. s.) 7.24 (1 H, s) 7.53 - 7.67 (1 H, m) 7.96 - 8.19 (1 H, m) 8.53 - 8.70 (1 H, m) 8.88 - 9.04 (1 H, m)	
ER-887252		$C_{17}H_{19}N_5O_2$	435.5	0.0066	> 2.0	5-((2R,6S)-2-methyl-6-((4-phenylpyridin-2-yl)amino)methyl)morpholino)quinoline-8-carbonitrile	¹ H NMR (400 MHz, METHANOL-d ₄) δ ppm 1.16 - 1.22 (m, 4 H) 2.70 (dd, J=12.01, 10.25 Hz, 1 H) 2.79 - 2.88 (m, 1 H) 3.31 - 3.39 (m, 1 H) 3.57 (d, J=11.43 Hz, 1 H) 4.00 - 4.06 (m, 1 H) 4.29 - 4.44 (m, 3 H) 4.80 - 4.85 (m, 5 H) 7.20 - 7.33 (m, 3 H) 7.52 - 7.64 (m, 4 H) 7.74 - 7.79 (m, 2 H) 7.99 (d, J=7.03 Hz, 1 H) 8.11 - 8.15 (m, 1 H) 8.29 (br. s., 1 H) 8.62 - 8.67 (m, 1 H) 8.93 - 8.97 (m, 1 H)	
ER-887253		$C_{27}H_{25}N_5O$	351.5	0.0072		5-((2R,6S)-2-methyl-6-((piperazin-1-yl)methyl)morpholino)quinoline-8-carbonitrile	¹ H NMR (400 MHz, METHANOL-d ₄) δ ppm 1.25 (d, J=6.15 Hz, 4 H) 1.96 - 2.04 (m, 1 H) 2.27 - 2.34 (m, 1 H) 2.64 - 2.79 (m, 3 H) 3.25 (br. s., 1 H) 3.29 - 3.43 (m, 5 H) 3.48 (s, 1 H) 3.52 - 3.63 (m, 9 H) 4.07 - 4.14 (m, 1 H) 4.38 - 4.46 (m, 1 H) 7.16 - 7.24 (m, 1 H) 7.57 - 7.67 (m, 1 H) 8.08 - 8.13 (m, 1 H) 8.58 - 8.62 (m, 1 H) 8.94 (dd, J=4.39, 1.76 Hz, 1 H)	
ER-887258		$C_{26}H_{29}N_5O$	427.6	0.0852	> 2.0	5-((2R,6S)-2-methyl-6-((4-phenylpiperazin-1-yl)methyl)morpholino)quinoline-8-carbonitrile	¹ H NMR (400 MHz, METHANOL-d ₄) δ ppm 1.29 (d, J=6.15 Hz, 3 H) 2.67 - 2.79 (m, 2 H) 3.30 - 3.43 (m, 7 H) 4.13 - 4.19 (m, 1 H) 4.44 - 4.51 (m, 1 H) 4.82 - 4.86 (m, 5 H) 6.88 - 6.93 (m, 1 H) 6.98 - 7.03 (m, 2 H) 7.22 - 7.29 (m, 3 H) 7.59 - 7.64 (m, 1 H) 8.11 - 8.15 (m, 1 H) 8.61 - 8.65 (m, 1 H) 8.94 - 8.97 (m, 1 H)	

FIG. 6Y

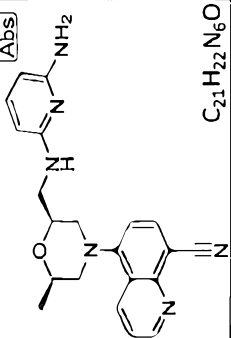
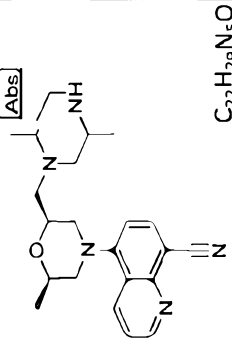
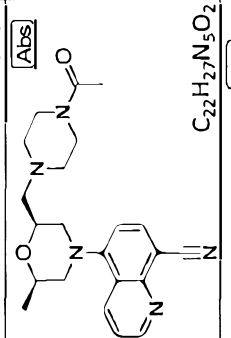
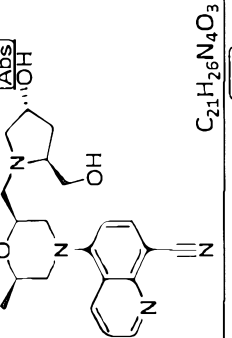
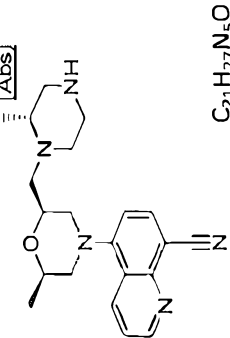
ER-887259		374.4	0.0019	> 2.0	5-((2S,6R)-2-(((6-aminopyridin-2-yl)amino)methyl)-6-methylmorpholino)quinoline-8-carbonitrile	¹ H NMR (400 MHz, METHANOL- <i>d</i> ₄) δ ppm 1.20 - 1.24 (m, 4 H) 2.61 - 2.68 (m, 1 H) 2.77 - 2.84 (m, 1 H) 3.34 - 3.43 (m, 4 H) 3.47 - 3.52 (m, 1 H) 4.05 - 4.19 (m, 2 H) 4.84 - 4.87 (m, 6 H) 5.96 - 6.04 (m, 2 H) 7.22 (d, <i>J</i> =7.91 Hz, 1 H) 7.51 - 7.62 (m, 2 H) 8.11 (d, <i>J</i> =7.91 Hz, 1 H) 8.59 - 8.63 (m, 1 H) 8.92 - 8.95 (m, 1 H)
ER 887260		379.5	0.0901	> 2.0	5-((2S,6R)-2-((2,5-dimethylpiperazin-1-yl)methyl)-6-methylmorpholino)quinoline-8-carbonitrile	¹ H NMR (400 MHz, METHANOL- <i>d</i> ₄) δ ppm 1.28 (d, <i>J</i> =6.15 Hz, 4 H) 1.61 - 1.71 (m, 4 H) 1.81 (br. s., 2 H) 2.09 - 2.16 (m, 2 H) 2.65 - 2.77 (m, 2 H) 3.07 - 3.14 (m, 1 H) 3.22 - 3.26 (m, 1 H) 3.37 - 3.42 (m, 2 H) 3.58 (t, <i>J</i> =7.32 Hz, 1 H) 4.07 - 4.15 (m, 1 H) 4.20 - 4.27 (m, 1 H) 4.85 - 4.87 (m, 5 H) 7.24 (d, <i>J</i> =8.20 Hz, 1 H) 7.60 - 7.64 (m, 1 H) 8.13 (d, <i>J</i> =8.20 Hz, 1 H) 8.60 - 8.63 (m, 1 H) 8.94 - 8.97 (m, 1 H)
ER-887261		393.5	0.0917	> 2.0	5-((2S,6R)-2-((4-acetyl-piperazin-1-yl)methyl)-6-methylmorpholino)quinoline-8-carbonitrile	
ER-887262		382.5	0.2720	> 2.0	5-((2S,6R)-2-((2S,4R)-4-hydroxy-2-((hydroxymethyl)pyrrolidin-1-yl)methyl)-6-methylmorpholino)quinoline-8-carbonitrile	¹ H NMR (400 MHz, METHANOL <i>d</i> ₄) δ ppm 1.25 - 1.34 (m, 3 H) 1.98 - 2.05 (m, 1 H) 2.07 - 2.16 (m, 2 H) 2.30 - 2.34 (m, 1 H) 2.66 - 2.79 (m, 3 H) 3.31 (s, 1 H) 3.36 - 3.44 (m, 5 H) 3.64 - 3.68 (m, 1 H) 3.70 (s, 1 H) 3.74 - 3.84 (m, 2 H) 3.95 (d, <i>J</i> =3.81 Hz, 1 H) 3.97 - 4.02 (m, 1 H) 4.11 - 4.15 (m, 1 H) 4.34 - 4.40 (m, 1 H) 4.53 (br. s., 1 H) 7.25 (d, <i>J</i> =7.91 Hz, 1 H) 7.62 (dd, <i>J</i> =8.50, 4.39 Hz, 1 H) 8.13 (d, <i>J</i> =7.91 Hz, 1 H) 8.63 - 8.66 (m, 1 H) 8.96 (dd, <i>J</i> =4.10, 1.76 Hz, 1 H)
ER 887268		365.5	0.0360	> 2.0	5-((2R,6S)-2-methyl-6-((R)-2-methylpiperazin-1-yl)methylmorpholino)quinoline-8-carbonitrile	¹ H NMR (400 MHz, METHANOL- <i>d</i> ₄) δ ppm 1.23 - 1.27 (m, 3 H) 1.34 - 1.44 (m, 4 H) 1.98 - 2.04 (m, 1 H) 2.30 - 2.34 (m, 1 H) 2.64 - 2.71 (m, 1 H) 2.74 - 2.80 (m, 2 H) 3.10 - 3.25 (m, 2 H) 3.36 - 3.51 (m, 6 H) 3.55 - 3.63 (m, 3 H) 3.81 - 3.86 (m, 1 H) 4.08 - 4.14 (m, 1 H) 4.35 - 4.41 (m, 1 H) 7.22 - 7.25 (m, 1 H) 7.61 (dd, <i>J</i> =8.50, 4.39 Hz, 1 H) 8.13 (d, <i>J</i> =7.91 Hz, 1 H) 8.61 - 8.64 (m, 1 H) 8.95 (dd, <i>J</i> =4.10, 1.76 Hz, 1 H)

FIG. 6Z

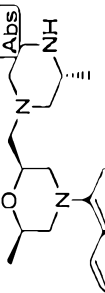
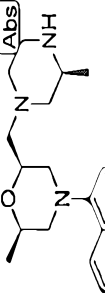
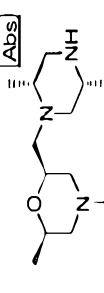
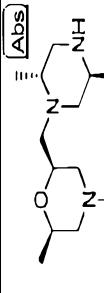
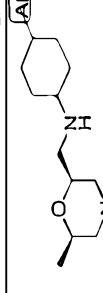
ER 887269		365.5	0.0195	> 2.0	5-((2R,6S)-2-methyl-6-(((R)-3-methylpiperazin-1-yl)methyl)morpholino)quinoline-8-carbonitrile	¹ H NMR (400 MHz, METHANOL-d ₄) δ ppm 1.23 (3 H, d) 1.35 (3 H, d) 2.58 - 2.76 (2 H, m) 2.77 - 2.93 (1 H, m) 3.12 (3 H, d) 3.38 (3 H, br. s.) 3.50 - 3.71 (4 H, m) 4.02 - 4.15 (1 H, m) 4.28 - 4.40 (1 H, m) 7.17 - 7.29 (1 H, m) 7.55 - 7.66 (1 H, m) 8.08 - 8.17 (1 H, m) 8.55 - 8.68 (1 H, m) 8.89 - 8.99 (1 H, m)	LCMS (ESI+) calcd for C ₂₁ H ₂₇ N ₅ O (M+H ⁺) 366.4, found 366.5
ER 887270		365.5	0.0120	> 2.0	5-((2R,6S)-2-methyl-6-(((S)-3-methylpiperazin-1-yl)methyl)morpholino)quinoline-8-carbonitrile	¹ H NMR (400 MHz, METHANOL-d ₄) δ ppm 1.25 (3 H, d) 1.38 (3 H, d) 2.60 - 2.79 (2 H, m) 3.00 - 3.14 (1 H, m) 3.35 - 3.56 (5 H, m) 3.58 - 3.85 (5 H, m) 4.02 - 4.19 (1 H, m) 4.33 - 4.49 (1 H, m) 7.09 - 7.28 (1 H, m) 7.53 - 7.71 (1 H, m) 8.05 - 8.15 (1 H, m) 8.55 - 8.67 (1 H, m) 8.87 - 9.02 (1 H, m)	LCMS (ESI+) calcd for C ₂₁ H ₂₇ N ₅ O (M+H ⁺) 366.4, found 366.5
ER 887271		379.5	0.0150	>2.0	5-((2S,6R)-2-(((2R,5R)-2,5-dimethylpiperazin-1-yl)methyl)-6-methylmorpholino)quinoline-8-carbonitrile	¹ H NMR (400 MHz, METHANOL-d ₄) δ ppm 1.20 - 1.28 (3 H, d) 1.33-1.40 (6 H, m) 2.62 - 2.77 (2 H, m) 3.03 - 3.18 (4 H, m) 3.31 - 3.50 (4 H, m) 3.55 - 3.70 (2 H, m) 4.02 - 4.14 (1 H, m) 4.23 - 4.34 (1 H, m) 7.19 (2 H, m) 7.57 - 7.64 (1 H, m) 8.08 - 8.18 (1 H, m) 8.58 - 8.65 (1 H, m) 8.92 - 8.99 (1 H, m)	LCMS (ESI+) calcd for C ₂₂ H ₂₉ N ₅ O (M+H ⁺) 380.5, found 380.7
ER-887272		379.5	0.0340	>2.0	5-((2S,6R)-2-(((2R,5S)-2,5-dimethylpiperazin-1-yl)methyl)-6-methylmorpholino)quinoline-8-carbonitrile		
ER-887442		378.5	0.1487	>2.0	5-((2R,6S)-2-methyl-6-(((4-methylcyclohexyl)amino)methyl)morpholino)quinoline-8-carbonitrile		

FIG. 6AA

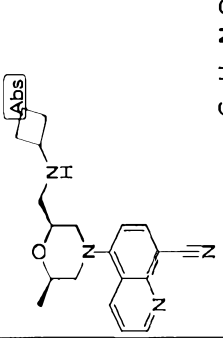
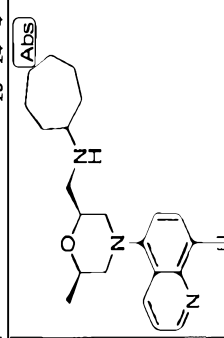
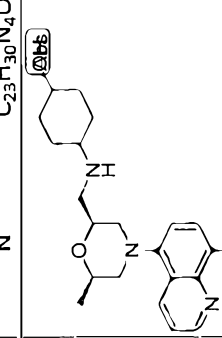
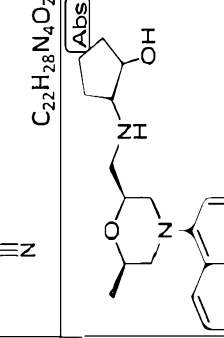
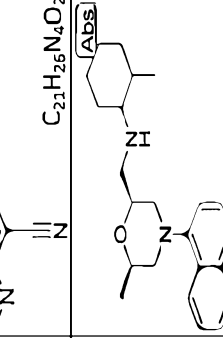
ER-887443	 C ₂₀ H ₂₄ N ₄ O	336.4	0.1250	>2.0	5-((2S,6R)-2-((cyclobutylamino)methyl)-6-methylmorpholino)quinoline-8-carbonitrile	¹ H NMR (400 MHz, METHANOL-d ₄) δ ppm 1.28 (d, J=6.15 Hz, 4 H) 1.85 - 1.95 (m, 2 H) 2.13 - 2.26 (m, 2 H) 2.33 (d, J=9.38 Hz, 2 H) 2.64 - 2.75 (m, 2 H) 2.95 - 3.01 (m, 1 H) 3.09 - 3.15 (m, 1 H) 3.40 (s, 1 H) 3.37 (s, 1 H) 3.75 - 3.81 (m, 1 H) 4.09 (d, J=6.15 Hz, 1 H) 4.16 - 4.23 (m, 1 H) 4.85 (m, 6 H) 7.23 (d, J=7.91 Hz, 1 H) 7.61 (dd, J=8.50, 4.39 Hz, 1 H) 8.12 (dt, J=7.91, 0.88 Hz, 1 H) 8.61 (d, J=8.79 Hz, 1 H) 8.94 - 8.97 (m, 1 H)
ER-887444	 C ₂₀ H ₂₄ N ₄ O	378.5	0.1007	>2.0	5-((2S,6R)-2-((cycloheptylamino)methyl)-6-methylmorpholino)quinoline-8-carbonitrile	¹ H NMR (400 MHz, METHANOL-d ₄) δ ppm 1.25 - 1.29 (m, 4 H) 1.55 (br. s., 4 H) 1.60 (br. s., 4 H) 1.63 - 1.71 (m, 3 H) 1.78 (br. s., 2 H) 2.08 (d, J=5.86 Hz, 2 H) 2.63 - 2.77 (m, 2 H) 3.08 - 3.15 (m, 1 H) 3.23 (d, J=14.65 Hz, 1 H) 3.29 (br. s., 1 H) 3.40 (s, 1 H) 3.37 (s, 1 H) 4.11 (d, J=7.62 Hz, 1 H) 4.18 - 4.25 (m, 1 H) 4.85 - 4.87 (m, 6 H) 7.21 - 7.25 (m, 1 H) 7.58 - 7.63 (m, 1 H) 8.10 - 8.14 (m, 1 H) 8.58 - 8.63 (m, 1 H) 8.93 - 8.96 (m, 1 H)
ER-887525	 C ₂₃ H ₃₀ N ₄ O	380.5	0.1190	>2.0	5-((2S,6R)-2-(((4-hydroxycyclohexyl)amino)methyl)-6-methylmorpholino)quinoline-8-carbonitrile	¹ H NMR (400 MHz, METHANOL-d ₄) δ ppm 1.24 - 1.37 (m, 6 H) 1.40 - 1.54 (m, 2 H) 2.04 (s, 1 H) 2.01 (s, 1 H) 2.09 - 2.17 (m, 2 H) 2.64 - 2.76 (m, 2 H) 3.06 - 3.15 (m, 2 H) 3.21 - 3.25 (m, 1 H) 3.40 (s, 1 H) 3.37 (s, 1 H) 3.49 - 3.57 (m, 1 H) 4.07 - 4.14 (m, 1 H) 4.19 - 4.26 (m, 1 H) 4.80 - 4.85 (m, 7 H) 7.23 (d, J=7.91 Hz, 1 H) 7.61 (dd, J=8.50, 4.39 Hz, 1 H) 8.12 (d, J=7.91 Hz, 1 H) 8.60 (dd, J=8.79, 1.76 Hz, 1 H) 8.95 (dd, J=4.39, 1.76 Hz, 1 H)
ER-887528	 C ₂₂ H ₂₈ N ₄ O ₂	366.5	>2.0	>2.0	5-((2S,6R)-2-(((2-hydroxycyclopentyl)amino)methyl)-6-methylmorpholino)quinoline-8-carbonitrile	
ER-887538	 C ₂₃ H ₃₀ N ₄ O	378.5	0.0400	>2.0	5-((2R,6S)-2-methyl-6-(((2-methylcyclohexyl)amino)methyl)morpholino)quinoline-8-carbonitrile	

FIG. 6BB

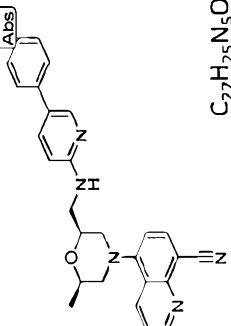
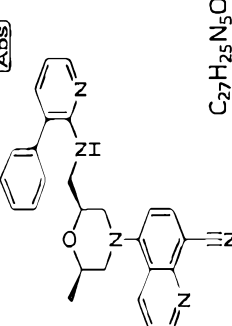
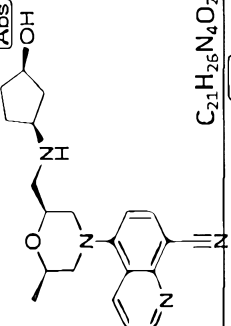
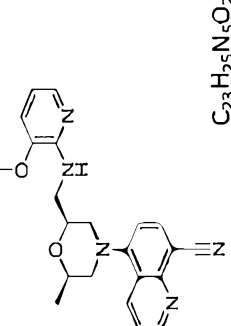
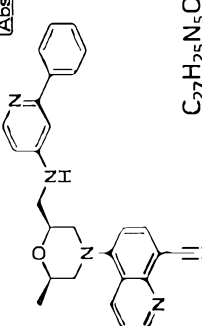
ER-887539	 C ₂₇ H ₂₅ N ₅ O	435.5	0.0020	>2.0	5-((2R,6S)-2-methyl-6-(((5-phenylpyridin-2-yl)amino)methyl)morpholino)quinoline-8-carbonitrile	¹ H NMR (400 MHz, METHANOL-d ₄) δ ppm 1.19 (d, J=6.15 Hz, 4 H) 2.72 (dd, J=12.01, 10.25 Hz, 1 H) 2.83 - 2.89 (m, 1 H) 3.37 (d, J=12.01 Hz, 1 H) 3.59 (d, J=11.43 Hz, 1 H) 4.00 - 4.05 (m, 1 H) 4.39 - 4.48 (m, 4 H) 4.80 - 4.86 (m, 1 H) 7.18 (d, J=9.38 Hz, 1 H) 7.28 (d, J=7.91 Hz, 1 H) 7.39 - 7.50 (m, 3 H) 7.57 - 7.64 (m, 4 H) 8.14 (d, J=7.91 Hz, 1 H) 8.19 - 8.26 (m, 2 H) 8.64 - 8.68 (m, 1 H) 8.96 (dd, J=4.10, 1.76 Hz, 1 H)	
ER-887540	 C ₂₇ H ₂₅ N ₅ O	435.5	0.0060	>2.0	5-((2R,6S)-2-methyl-6-(((3-phenylpyridin-2-yl)amino)methyl)morpholino)quinoline-8-carbonitrile	¹ H NMR (400 MHz, METHANOL-d ₄) δ ppm 1.17 1.21 (m, 4 H) 2.67 - 2.73 (m, 1 H) 2.84 - 2.90 (m, 1 H) 3.38 (d, J=12.01 Hz, 1 H) 3.59 (d, J=12.01 Hz, 1 H) 4.02 - 4.08 (m, 1 H) 4.41 - 4.53 (m, 3 H) 4.83 - 4.87 (m, 14 H) 7.00 - 7.05 (m, 1 H) 7.28 (d, J=7.91 Hz, 1 H) 7.44 - 7.64 (m, 6 H) 7.78 (dd, J=7.32, 1.17 Hz, 1 H) 7.99 - 8.03 (m, 1 H) 8.14 (d, J=7.91 Hz, 1 H) 8.63 - 8.67 (m, 1 H) 8.94 - 8.97 (m, 1 H)	
ER-887586	 C ₂₇ H ₂₅ N ₅ O ₂	366.5	0.0860	>2.0	5-((2S,6R)-2-(((1S,3R)-3-hydroxycyclopentyl)amino)methyl)-6-methylmorpholino)quinoline-8-carbonitrile	¹ H NMR (400 MHz, METHANOL-d ₄) δ ppm 1.23 - 1.29 (m, 4 H) 1.80 - 1.87 (m, 3 H) 1.93 - 2.04 (m, 3 H) 2.12 - 2.19 (m, 2 H) 2.29 - 2.34 (m, 2 H) 2.64 - 2.79 (m, 5 H) 3.09 - 3.16 (m, 1 H) 3.24 (d, J=2.93 Hz, 1 H) 3.36 - 3.43 (m, 4 H) 3.64 - 3.70 (m, 1 H) 4.08 - 4.13 (m, 1 H) 4.20 - 4.26 (m, 1 H) 4.30 - 4.34 (m, 1 H) 4.82 - 4.86 (m, 7 H) 7.24 (d, J=8.20 Hz, 1 H) 7.59 - 7.63 (m, 1 H) 8.13 (d, J=7.91 Hz, 1 H) 8.59 - 8.63 (m, 1 H) 8.94 - 8.96 (m, 1 H)	
ER-887587	 C ₂₇ H ₂₅ N ₅ O ₂	403.5	0.0020	>2.0	5-((2S,6R)-2-(((3-ethoxypyridin-2-yl)amino)methyl)-6-methylmorpholino)quinoline-8-carbonitrile	¹ H NMR (400 MHz, METHANOL-d ₄) δ ppm 1.14 1.18 (m, 4 H) 1.45 - 1.50 (m, 4 H) 2.63 - 2.70 (m, 1 H) 2.80 - 2.87 (m, 1 H) 3.33 - 3.42 (m, 1 H) 3.54 (d, J=11.43 Hz, 1 H) 3.97 - 4.03 (m, 1 H) 4.24 (q, J=7.03 Hz, 3 H) 4.35 - 4.43 (m, 3 H) 4.81 - 4.85 (m, 7 H) 6.80 - 6.86 (m, 1 H) 7.23 - 7.28 (m, 1 H) 7.32 - 7.41 (m, 1 H) 7.51 - 7.54 (m, 1 H) 7.59 - 7.64 (m, 1 H) 8.12 - 8.15 (m, 1 H) 8.60 - 8.66 (m, 1 H) 8.94 - 8.97 (m, 1 H)	
ER-887588	 C ₂₇ H ₂₅ N ₅ O	435.5	0.0030	>2.0	5-((2R,6S)-2-methyl-6-(((2-phenylpyridin-4-yl)amino)methyl)morpholino)quinoline-8-carbonitrile	¹ H NMR (400 MHz, METHANOL-d ₄) δ ppm 1.18 (d, J=6.15 Hz, 3 H) 2.32 (s, 1 H) 2.57 (d, J=11.72 Hz, 1 H) 2.79 (s, 1 H) 3.03 (d, J=11.72 Hz, 1 H) 3.39 - 3.43 (m, 1 H) 4.05 - 4.10 (m, 1 H) 4.20 - 4.23 (m, 1 H) 4.81 - 4.86 (m, 21 H) 6.73 (d, J=2.93 Hz, 1 H) 6.87 - 6.89 (m, 1 H) 7.11 (s, 1 H) 7.13 (s, 1 H) 7.52 - 7.61 (m, 6 H) 8.08 (d, J=7.91 Hz, 1 H) 8.21 (s, 1 H) 8.23 (s, 1 H) 8.40 (s, 1 H) 8.41 (s, 1 H) 8.93 - 8.95 (m, 1 H)	

FIG. 6CC

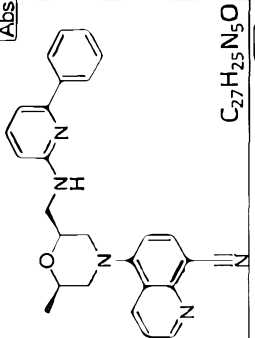
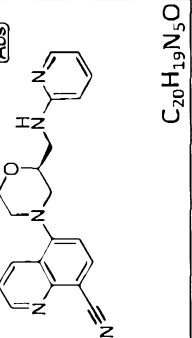
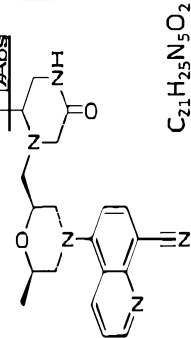
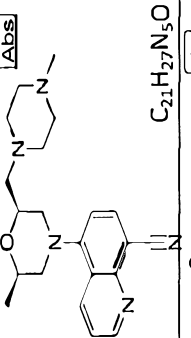
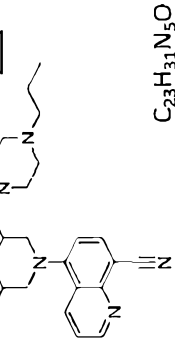
ER-887589	 [Abs] C ₂₇ H ₂₅ N ₅ O	435.5	0.1730	> 2.0	5-((2R,6S)-2-methyl-6-((6-phenylpyridin-2-yl)amino)methyl)morpholino)quinoline-8-carbonitrile	¹ H NMR (400 MHz, METHANOL-d ₄) δ ppm 1.06 (br. s., 1 H) 1.97 - 2.02 (m, 1 H) 2.30 - 2.32 (m, 1 H) 2.64 (d, J=9.96 Hz, 1 H) 2.79 (s, 1 H) 2.85 - 2.88 (m, 1 H) 3.33 (s, 1 H) 3.36 - 3.41 (m, 1 H) 3.43 (d, J=4.98 Hz, 1 H) 3.47 (s, 1 H) 3.75 - 3.79 (m, 1 H) 4.81 - 4.85 (m, 19 H) 7.12 (d, J=9.38 Hz, 1 H) 7.19 (d, J=7.32 Hz, 1 H) 7.24 (d, J=8.20 Hz, 1 H) 7.58 - 7.63 (m, 4 H) 7.78 - 7.82 (m, 2 H) 7.98 - 8.03 (m, 1 H) 8.12 (s, 1 H) 8.13 (s, 1 H) 8.61 - 8.64 (m, 1 H) 8.94 - 8.96 (m, 1 H)	LCMS (ESI+) calcd for C ₂₀ H ₁₉ N ₅ O (M+H ⁺): 346.16, found: 346.33
ER-887612	 [Abs] C ₂₀ H ₁₉ N ₅ O	345.4	0.6110	> 2.0	(S)-5-(2-((pyridin-2-ylamino)methyl)morpholino)quinoline-8-carbonitrile	¹ H NMR (400 MHz, CHLOROFORM-d) δ ppm 2.64 - 2.78 (m, 1 H) 3.04 (td, J=11.80, 3.10 Hz, 1 H) 3.25 (d, 1 H) 3.79 - 4.09 (m, 4 H) 4.35 (t, J=9.51 Hz, 1 H) 4.80 (d, 1 H) 6.52 (br. s., 1 H) 7.02 - 7.13 (m, 1 H) 7.17 - 7.29 (m, 1 H) 7.37 - 7.56 (m, 3 H) 8.00 (d, J=7.90 Hz, 1 H) 8.41 - 8.52 (m, 1 H) 9.01 (dd, J=4.27, 1.71 Hz, 1 H)	
ER-887722	 [Abs] C ₂₀ H ₁₉ N ₅ O	379.5	0.0170	> 2.0	5-((2R,6S)-2-methyl-6-((2-methyl-5-oxopiperazin-1-yl)methyl)morpholino)quinoline-8-carbonitrile		
ER-887723	 [Abs] C ₂₁ H ₂₅ N ₅ O ₂	365.5	0.0160	>10 & < 30	5-((2R,6S)-2-methyl-6-((4-methylpiperazin-1-yl)methyl)morpholino)quinoline-8-carbonitrile	¹ H NMR (400 MHz, METHANOL-d ₄) δ ppm 1.25 (3 H, d) 2.57 - 2.75 (2 H, m) 2.93 (3 H, s) 3.11 - 3.22 (2 H, m) 3.31 - 3.42 (3 H, m) 3.44 - 3.60 (7 H, m) 4.04 - 4.18 (1 H, m) 4.29 - 4.43 (1 H, m) 7.16 - 7.27 (1 H, m) 7.54 - 7.64 (1 H, m) 8.06 - 8.14 (1 H, m) 8.57 - 8.65 (1 H, m) 8.90 - 8.98 (1 H, m)	LCMS (ESI+) calcd for C ₂₁ H ₂₇ N ₅ O (M+H ⁺): 366.4, found 366.6
ER-887724	 [Abs] C ₂₃ H ₃₁ N ₅ O	393.5	0.0150	> 30	5-((2R,6S)-2-methyl-6-((4-propylpiperazin-1-yl)methyl)morpholino)quinoline-8-carbonitrile	¹ H NMR (400 MHz, METHANOL-d ₄) δ ppm 0.99 (3 H, t) 1.23 (3 H, d) 1.65 - 1.78 (2 H, m) 2.56 - 2.66 (1 H, m) 2.68 - 2.77 (1 H, m) 2.91 - 3.00 (2 H, m) 3.02 - 3.16 (2 H, m) 3.27 (4 H, d) 3.34 - 3.49 (6 H, m) 3.98 - 4.15 (1 H, m) 4.21 - 4.37 (1 H, m) 7.16 - 7.27 (1 H, m) 7.57 - 7.63 (1 H, m) 8.07 - 8.17 (1 H, m) 8.54 - 8.65 (1 H, m) 8.90 - 8.99 (1 H, m)	LCMS (ESI+) calcd for C ₂₃ H ₃₁ N ₅ O (M+H ⁺): 394.5, found 394.6

FIG. 6DD

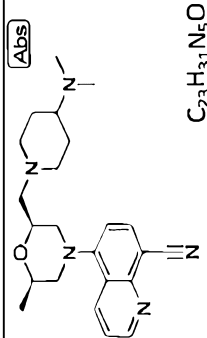
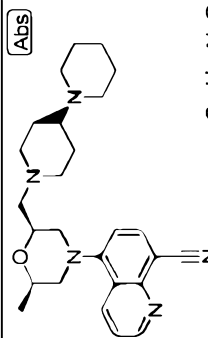
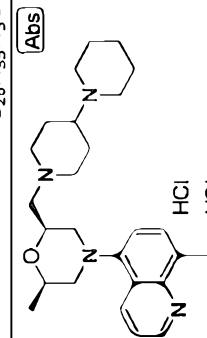
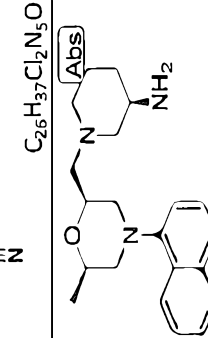
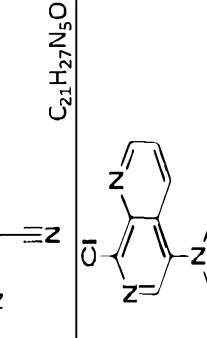
ER-887725		393.5	0.0080	0.8	5-((2S,6R)-2-((4-(dimethylamino)piperidin-1-yl)methyl)-6-methylmorpholino)quinoline-8-carbonitrile	¹ H NMR (400 MHz, METHANOL-d ₄) δ ppm 1.27 (3 H, d) 2.03 - 2.26 (2 H, m) 2.28 - 2.46 (2 H, m) 2.62 - 2.78 (2 H, m) 2.90 (6 H, s) 3.13 - 3.22 (2 H, m) 3.29 - 3.44 (4 H, m) 3.47 - 3.63 (1 H, m) 3.78 - 3.96 (2 H, m) 4.06 - 4.19 (1 H, m) 4.35 - 4.52 (1 H, m) 7.16 - 7.32 (1 H, m) 7.54 - 7.66 (1 H, m) 8.12 (1 H, d) 8.61 (1 H, d) 8.88 - 9.02 (1 H, m)	LCMS (ESI+) calcd for C ₂₃ H ₃₁ N ₅ O (M+H+): 394.5, found 394.7
ER-887927		433.6	0.0114	0.719	5-((2S,6R)-2-((1,4'-bipiperidin-1'-yl)methyl)-6-methylmorpholino)quinoline-8-carbonitrile	¹ H NMR (400 MHz, METHANOL-d ₄) δ ppm 1.26 (3 H, d) 1.43 - 1.60 (1 H, m) 1.71 - 1.86 (3 H, m) 1.90 - 2.04 (2 H, m) 2.08 - 2.28 (2 H, m) 2.38 (2 H, br. s.) 2.63 - 2.79 (2 H, m) 3.00 - 3.05 (3 H, m) 3.30 - 3.42 (4 H, m) 3.52 (4 H, br. s.) 3.77 - 3.94 (2 H, m) 4.12 (1 H, d) 4.43 (1 H, br. s.) 7.23 (1 H, d) 7.49 - 7.71 (1 H, m) 8.11 (1 H, s) 8.50 - 8.66 (1 H, m) 8.85 - 8.99 (1 H, m)	LCMS (ESI+) calcd for C ₂₆ H ₃₅ N ₅ O (M+H+): 434.5, found 434.6
ER-887927		433.6	0.0109	0.41482	5-((2S,6R)-2-((1,4'-bipiperidin-1'-yl)methyl)-6-methylmorpholino)quinoline-8-carbonitrile dihydrochloride	¹ H NMR (400 MHz, DMSO d ₆) δ ppm 1.21 (d, J=6.20 Hz, 3 H) 1.31 - 1.51 (m, 1 H) 1.71 (d, J=13.03 Hz, 1 H) 1.76 - 2.03 (m, 4 H) 2.11 - 2.30 (m, 2 H) 2.30 - 2.41 (m, 2 H) 2.60 - 2.80 (m, 2 H) 2.80 - 3.01 (m, 2 H) 3.03 - 3.21 (m, 2 H) 3.37 - 3.53 (m, 2 H) 3.63 (d, J=11.75 Hz, 1 H) 3.80 (d, J=12.60 Hz, 1 H) 3.97 - 4.15 (m, 1 H) 4.50 (t, J=9.19 Hz, 1 H) 7.19 - 7.34 (m, 1 H) 7.63 - 7.76 (m, 1 H) 8.29 (d, J=8.12 Hz, 1 H) 8.55 - 8.67 (m, 1 H) 9.07 (dd, J=4.27, 1.71 Hz, 1 H) 10.84 (br. s., 1 H) 10.94 (br. s., 1 H)	LCMS (ESI+) calcd for C ₂₆ H ₃₇ Cl ₂ N ₅ O (M+H+): 434.23, found: 434.55
ER-887928		365.5	0.1410	> 2.0	5-((2S,6R)-2-((R)-3-aminopiperidin-1-yl)methyl)-6-methylmorpholino)quinoline-8-carbonitrile	¹ H NMR (400 MHz, METHANOL-d ₄) δ ppm 1.26 (d, J=6.15 Hz, 3 H) 1.41 (br. s., 1 H) 1.51 - 1.77 (m, 2 H) 1.78 - 2.02 (m, 2 H) 2.03 - 2.29 (m, 2 H) 2.57 - 2.81 (m, 2 H) 3.10 (s, 1 H) 3.05 (s, 1 H) 3.32 (br. s., 1 H) 3.40 (s, 1 H) 3.37 (s, 1 H) 3.59 (br. s., 2 H) 3.73 (br. s., 2 H) 4.12 (dd, J=8.20, 6.45 Hz, 2 H) 4.42 (br. s., 1 H) 4.59 - 4.82 (m, 1 H) 7.24 (d, J=8.20 Hz, 1 H) 7.44 - 7.65 (m, 1 H) 8.13 (d, J=7.91 Hz, 1 H) 8.61 (dd, J=8.50, 1.76 Hz, 1 H) 8.92 - 8.99 (m, 1 H)	
ER-887960		277.8	1.1800	>20	(2R,6S)-4-(8-chloro-1,7-naphthyridin-5-yl)-2,6-dimethylmorpholine		

FIG. 6EE

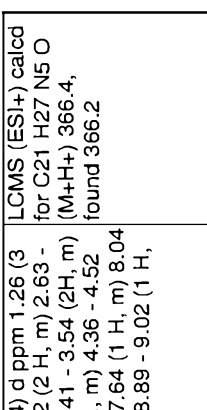
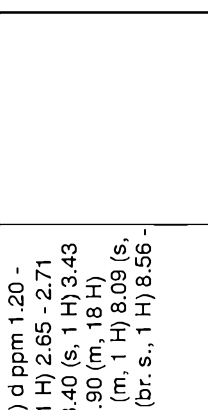

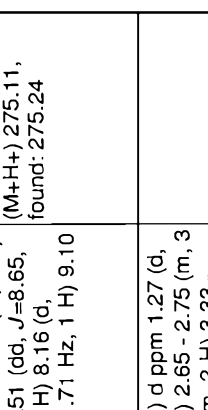

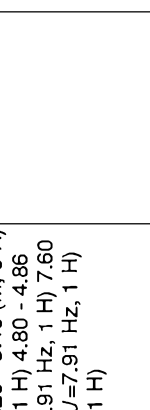
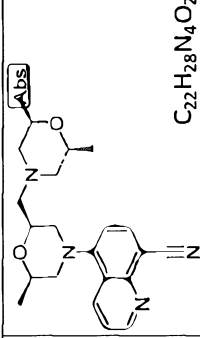
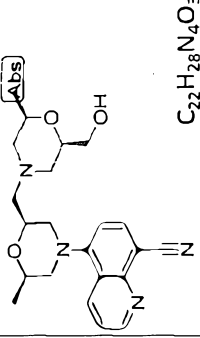
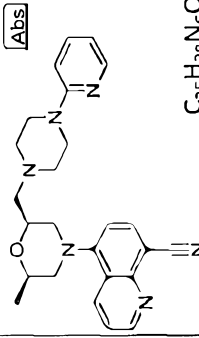
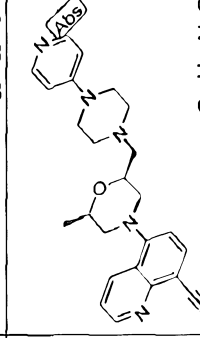
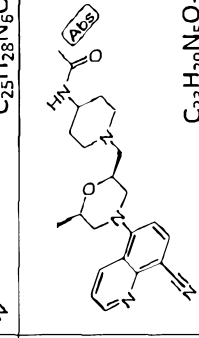
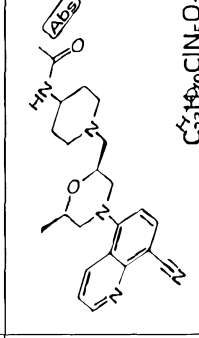
ER 888070		365.5	0.0215	0.352	5-((2S,6R)-2-(((4-aminopiperidin-1-yl)methyl)-6-methylmorpholino)quinoline-8-carbonitrile	¹ H NMR (400 MHz, METHANOL- <i>d</i> ₄) δ ppm 1.26 (3 H, d) 1.95 - 2.10 (2 H, m) 2.18 - 2.32 (2 H, m) 2.63 - 2.74 (2 H, m) 3.32 - 3.39 (5 H, m) 3.41 - 3.54 (2 H, m) 3.72 - 3.92 (2 H, m) 4.08 - 4.18 (1 H, m) 4.36 - 4.52 (1 H, m) 7.19 - 7.27 (1 H, m) 7.54 - 7.64 (1 H, m) 8.04 - 8.17 (1 H, m) 8.54 - 8.66 (1 H, m) 8.89 - 9.02 (1 H, m)	LCMS (ESI+) calcd for C ₂₁ H ₂₇ N ₅ O (M+H+) 366.4, found 366.2
ER-888137		378.4	0.1860	> 2.0	5-((2S,6R)-2-(((5-fluoropiperidin-2-yl)amino)methyl)-6-methylmorpholino)quinoline-8-carbonitrile	¹ H NMR (400 MHz, METHANOL- <i>d</i> ₄) δ ppm 1.20 - 1.27 (m, 7 H) 2.61 (d, J=11.72 Hz, 1 H) 2.65 - 2.71 (m, 1 H) 3.33 (s, 1 H) 3.36 (s, 1 H) 3.40 (s, 1 H) 3.43 (s, 1 H) 3.47 - 3.50 (m, 2 H) 4.81 - 4.90 (m, 18 H) 7.19 (d, J=8.20 Hz, 1 H) 7.56 - 7.59 (m, 1 H) 8.09 (s, 1 H) 8.11 (s, 1 H) 8.20 (s, 1 H) 8.38 (br. s., 1 H) 8.56 - 8.59 (m, 1 H) 8.92 - 8.94 (m, 1 H)	
ER 888200		272.306	0.8580	> 2.0	5 (3-formyl 5-methylphenyl)quinoline-8-carbonitrile	¹ H NMR (400 MHz, CHLOROFORM- <i>d</i>) δ ppm 2.57 (s, 3 H) 7.50 - 7.57 (m, 2 H) 7.60 (d, J=7.48 Hz, 1 H) 7.74 - 7.81 (m, 1 H) 7.85 (d, J=0.85 Hz, 1 H) 8.15 - 8.28 (m, 2 H) 9.15 (dd, J=4.17, 1.60 Hz, 1 H) 10.10 (s, 1 H)	LCMS (ESI+) calcd for C ₁₈ H ₁₂ N ₂ O (M+H+) 273.10, found: 273.26
ER-888201		274.322	0.1240	> 2.0	5-(3-(hydroxymethyl)-5-methylphenyl)quinoline-8-carbonitrile	¹ H NMR (400 MHz, CHLOROFORM- <i>d</i>) δ ppm 2.47 (d, J=0.64 Hz, 3 H) 4.79 (s, 2 H) 7.15 - 7.22 (m, 1 H) 7.27 (m, 1 H) 7.31 - 7.37 (m, 1 H) 7.51 (dd, J=8.65, 4.17 Hz, 1 H) 7.56 (d, J=7.26 Hz, 1 H) 8.16 (d, J=7.48 Hz, 1 H) 8.31 (dd, J=8.76, 1.71 Hz, 1 H) 9.10 (dd, J=4.27, 1.71 Hz, 1 H)	LCMS (ESI+) calcd for C ₁₈ H ₁₃ ClN ₂ (M+H+) 275.11, found: 275.24
ER-888202		350.5	0.0670	> 2.0	5-((2R,6S)-2-methyl-6-(piperidin-1-ylmethyl)morpholino)quinoline-8-carbonitrile	¹ H NMR (400 MHz, METHANOL- <i>d</i> ₄) δ ppm 1.27 (d, J=6.45 Hz, 4 H) 1.75 - 1.99 (m, 5 H) 2.65 - 2.75 (m, 3 H) 2.98 - 3.07 (m, 3 H) 3.19 - 3.25 (m, 2 H) 3.33 - 3.41 (m, 3 H) 3.62 (s, 1 H) 3.59 (s, 1 H) 4.11 - 4.16 (m, 1 H) 4.37 - 4.44 (m, 1 H) 4.80 - 4.84 (m, 3 H) 7.24 (d, J=7.91 Hz, 1 H) 7.59 - 7.63 (m, 1 H) 8.11 - 8.14 (m, 1 H) 8.63 (dd, J=8.50, 1.76 Hz, 1 H) 8.96 (dd, J=4.10, 1.76 Hz, 1 H)	
ER-888203		350.5	0.2060	> 2.0	5-((2R,6S)-2-methyl-6-(morpholinomethyl)morpholino)quinoline-8-carbonitrile	¹ H NMR (400 MHz, METHANOL- <i>d</i> ₄) δ ppm 1.24 - 1.29 (m, 4 H) 2.65 - 2.76 (m, 2 H) 3.26 - 3.40 (m, 6 H) 4.09 - 4.16 (m, 1 H) 4.41 - 4.48 (m, 1 H) 4.80 - 4.86 (m, 18 H) 4.90 (s, 1 H) 7.23 (d, J=7.91 Hz, 1 H) 7.60 (dd, J=8.50, 4.39 Hz, 1 H) 8.11 (d, J=7.91 Hz, 1 H) 8.58 - 8.62 (m, 1 H) 8.92 - 8.95 (m, 1 H)	

FIG. 6FF

ER-888204		380.5	0.3350	> 2.0	5-((2S,6R)-2-(((2S,6R)-2,6-dimethylmorpholino)methyl)-6-methylmorpholino)quinoline-8-carbonitrile	¹ H NMR (400 MHz, METHANOL-d ₄) δ ppm 1.19 - 1.29 (m, 11 H) 2.66 - 2.80 (m, 5 H) 3.29 - 3.41 (m, 4 H) 3.55 (dd, J=18.16, 12.89 Hz, 2 H) 4.12 - 4.18 (m, 1 H) 4.46 (br. s., 1 H) 4.80 - 4.86 (m, 11 H) 7.24 (d, J=8.20 Hz, 1 H) 7.62 (dd, J=8.50, 4.39 Hz, 1 H) 8.13 (d, J=7.91 Hz, 1 H) 8.62 (dd, J=8.50, 1.76 Hz, 1 H) 8.94 - 8.97 (m, 1 H)
ER-888205		396.5	0.3550	> 2.0	5-((2S,6R)-2-(((2R,6R)-2-(hydroxymethyl)-6-methylmorpholino)methyl)-6-methylmorpholino)quinoline-8-carbonitrile	¹ H NMR (400 MHz, METHANOL-d ₄) δ ppm 1.26 (dd, J=12.89, 6.15 Hz, 8 H) 2.66 - 2.84 (m, 4 H) 2.98 (t, J=11.72 Hz, 1 H) 3.30 - 3.42 (m, 5 H) 3.56 (d, J=12.01 Hz, 1 H) 3.60 - 3.66 (m, 4 H) 3.83 (d, J=10.25 Hz, 1 H) 4.13 - 4.18 (m, 1 H) 4.80 - 4.87 (m, 12 H) 7.25 (d, J=7.91 Hz, 1 H) 7.60 - 7.64 (m, 1 H) 8.13 (d, J=7.91 Hz, 1 H) 8.61 - 8.64 (m, 1 H) 8.94 - 8.97 (m, 1 H)
ER 888285		428.5	0.1200	> 2.0	5-((2R,6S)-2-methyl-6-((4-(pyridin-2-yl)piperazin-1-yl)methyl)morpholino)quinoline-8-carbonitrile	¹ H NMR (400 MHz, METHANOL-d ₄) δ ppm 1.29 (d, J=6.15 Hz, 4 H) 2.67 - 2.78 (m, 2 H) 3.35 - 3.43 (m, 5 H) 3.53 (br. s., 2 H) 4.14 - 4.19 (m, 1 H) 4.47 (d, J=7.91 Hz, 1 H) 6.86 - 6.90 (m, 1 H) 7.08 (d, J=8.79 Hz, 1 H) 7.25 (d, J=7.91 Hz, 1 H) 7.62 (dd, J=8.50, 4.39 Hz, 1 H) 7.75 - 7.79 (m, 1 H) 8.12 - 8.15 (m, 2 H) 8.61 - 8.65 (m, 1 H) 8.95 - 8.97 (m, 1 H)
ER-888286		428.5	1.3700	> 2.0	5-((2R,6S)-2-methyl-6-((4-(pyridin-4-yl)piperazin-1-yl)methyl)morpholino)quinoline-8-carbonitrile	¹ H NMR (400 MHz, METHANOL-d ₄) δ ppm 1.22 (d, J=6.15 Hz, 2 H) 2.60 - 2.80 (m, 2 H) 3.29 - 3.49 (m, 5 H) 3.56 (s, 1 H) 3.53 (s, 1 H) 3.94 - 4.13 (m, 2 H) 4.18 - 4.42 (m, 2 H) 4.43 - 4.66 (m, 1 H) 4.83 - 5.07 (m, 5 H) 7.25 - 7.48 (m, 2 H) 7.59 - 7.75 (m, 1 H) 8.18 (d, J=7.91 Hz, 1 H) 8.37 (d, J=7.62 Hz, 2 H) 8.63 - 8.77 (m, 1 H) 8.99 - 9.03 (m, 1 H)
ER-888288		407.5	0.0220	> 10.0	N-(1-(((2S,6R)-4-(8-cyanoquinolin-5-yl)-6-methylmorpholin-2-yl)methyl)piperidin-4-yl)acetamide	¹ H NMR (400 MHz, METHANOL-d ₄) δ ppm 1.27 (d, J=6.45 Hz, 3 H) 1.72 - 1.85 (m, 1 H) 1.90 - 1.96 (m, 3 H) 2.09 - 2.20 (m, 2 H) 2.64 - 2.75 (m, 2 H) 3.11 - 3.20 (m, 2 H) 3.29 - 3.41 (m, 3 H) 3.73 (s, 1 H) 3.70 (s, 1 H) 3.85 - 3.92 (m, 1 H) 4.09 - 4.16 (m, 1 H) 4.41 (d, J=8.20 Hz, 1 H) 4.81 - 4.86 (m, 8 H) 7.23 (d, J=7.91 Hz, 1 H) 7.61 (dd, J=8.50, 4.39 Hz, 1 H) 8.12 (d, J=7.91 Hz, 1 H) 8.61 (dd, J=8.50, 1.47 Hz, 1 H) 8.95 (dd, J=4.10, 1.76 Hz, 1 H)
ER-888288		407.5	0.0050	> 10.0	N-(1-(((2S,6R)-4-(8-cyanoquinolin-5-yl)-6-methylmorpholin-2-yl)methyl)piperidin-4-yl)acetamide hydrochloride	¹ H NMR (400 MHz, METHANOL-d ₄) δ ppm 1.27 (3 H, d) 1.69 - 1.86 (2 H, m) 1.93 (3 H, s) 2.04 - 2.20 (3 H, m) 2.60 - 2.79 (3 H, m) 3.07 - 3.22 (2 H, m) 3.36 - 3.42 (2 H, m) 3.67 - 3.76 (2 H, m) 3.82 - 3.94 (1 H, m) 4.08 - 4.18 (1 H, m) 4.35 - 4.46 (1 H, m) 7.15 - 7.28 (1 H, m) 7.54 - 7.66 (1 H, m) 8.05 - 8.17 (1 H, m) 8.56 - 8.65 (1 H, m) 8.89 - 8.99 (1 H, m)

LCMS (ESI+) calcd for C₂₃H₂₉N₅O₂ (M+H⁺) 408.5, found 408.6

FIG. 6GG

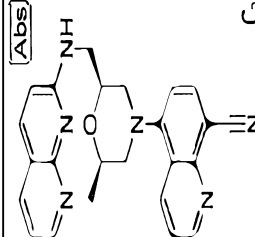
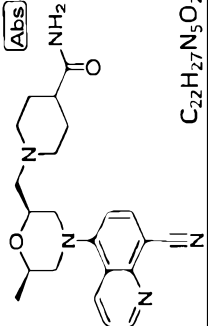
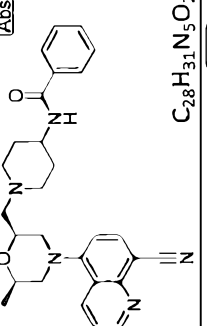
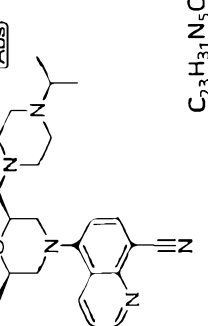
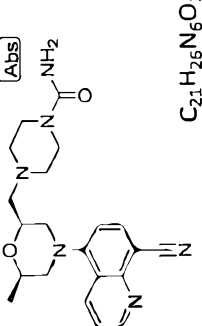
ER-888289		410.5	0.0740	> 2.0	5-((2S,6R)-2-((1,8-naphthyridin-2-yl)amino)methyl)-6-methylmorpholino)quinoline-8-carbonitrile	¹ H NMR (400 MHz, METHANOL-d ₄) δ ppm 1.17 (d, J=6.15 Hz, 3 H) 1.94 (s, 1 H) 2.64 (dd, J=12.01, 10.25 Hz, 2 H) 2.86 - 2.99 (m, 1 H) 3.29 - 3.48 (m, 3 H) 3.64 (s, 1 H) 3.61 (s, 1 H) 3.80 - 4.05 (m, 2 H) 4.37 - 4.57 (m, 1 H) 4.66 (dd, J=13.18, 8.20 Hz, 1 H) 4.78 - 4.98 (m, 6 H) 5.37 (dd, J=13.18, 2.64 Hz, 1 H) 7.15 (d, J=9.08 Hz, 1 H) 7.29 (d, J=7.91 Hz, 1 H) 7.42 - 7.59 (m, 1 H) 7.65 (dd, J=8.50, 4.10 Hz, 2 H) 8.04 - 8.29 (m, 2 H) 8.56 - 8.75 (m, 2 H) 8.76 - 8.90 (m, 1 H) 8.91 - 9.09 (m, 1 H)	
ER 888320		393.5	0.0520	> 2.0	1-(((2S,6R)-4-(8-cyanoquinolin-5-yl)-6-methylmorpholin-2-yl)methyl)piperidine-4-carboxamide	¹ H NMR (400 MHz, METHANOL-d ₄) δ ppm 1.25 (3 H, d) 2.05 - 2.23 (3 H, m) 2.35 - 2.47 (2 H, m) 2.61 - 2.77 (2 H, m) 3.10 - 3.21 (3 H, m) 3.31 - 3.42 (2 H, m) 3.68 (1 H, br. s.) 3.74 - 3.94 (2 H, m) 4.08 - 4.21 (1 H, m) 4.38 - 4.50 (1 H, m) 7.17 - 7.27 (1 H, m) 7.54 - 7.66 (1 H, m) 8.09 - 8.16 (1 H, m) 8.57 - 8.66 (1 H, m) 8.89 - 8.98 (1 H, m)	LCMS (ESI+) calcd for C22 H27 N5 O2 (M+H+) 394.4, found 394.5
ER-888321		469.6	0.0072	> 2.0	N-(1-(((2S,6R)-4-(8-cyanoquinolin-5-yl)-6-methylmorpholin-2-yl)methyl)piperidin-4-yl)benzamide	¹ H NMR (400 MHz, METHANOL d ₄) δ ppm 1.27 (3 H, d) 1.85 - 2.08 (2 H, m) 2.10 - 2.35 (3 H, m) 2.59 - 2.82 (2 H, m) 3.24 - 3.31 (2 H, m) 3.33 - 3.43 (3 H, m) 3.72 - 3.82 (2 H, m) 4.09 - 4.21 (2 H, m) 4.35 - 4.50 (1 H, m) 7.21 - 7.27 (1 H, m) 7.39 - 7.48 (2 H, m) 7.49 - 7.54 (1 H, m) 7.58 - 7.66 (1 H, m) 7.72 - 7.86 (2 H, m) 8.08 - 8.19 (1 H, m) 8.57 - 8.69 (1 H, m) 8.90 - 9.02 (1 H, m)	LCMS (ESI+) calcd for C28 H31 N5 O2 (M+H+) 470.5, found 470.6
ER-888322		393.5	0.0630	> 2.0	5-((2S,6R)-2-((4-isopropylpiperazin-1-yl)methyl)-6-methylmorpholino)quinoline-8-carbonitrile	¹ H NMR (400 MHz, METHANOL-d ₄) δ ppm 1.22 (d, J=6.15 Hz, 4 H) 1.31 - 1.36 (m, 8 H) 2.63 (dd, J=12.31, 10.25 Hz, 1 H) 2.72 (dd, J=12.01, 10.25 Hz, 1 H) 2.81 - 2.87 (m, 2 H) 3.29 - 3.41 (m, 6 H) 3.43 - 3.52 (m, 1 H) 4.04 - 4.09 (m, 1 H) 4.19 - 4.25 (m, 1 H) 7.22 (d, J=8.20 Hz, 1 H) 7.58 - 7.62 (m, 1 H) 8.12 (d, J=7.91 Hz, 1 H) 8.61 (dd, J=8.50, 1.76 Hz, 1 H) 8.95 (dd, J=4.39, 1.76 Hz, 1 H)	
ER-888330		394.5	0.4570	> 2.0	4-(((2S,6R)-4-(8-cyanoquinolin-5-yl)-6-methylmorpholin-2-yl)methyl)piperazine-1-carboxamide	¹ H NMR (400 MHz, METHANOL-d ₄) δ ppm 1.25 (br. s., 1 H) 1.33 (d, J=6.15 Hz, 3 H) 2.67 - 2.84 (m, 2 H) 3.23 (br. s., 2 H) 3.27 - 3.49 (m, 6 H) 4.19 (d, J=6.15 Hz, 2 H) 4.47 (br. s., 2 H) 4.84 - 5.07 (m, 6 H) 7.30 (d, J=8.20 Hz, 1 H) 7.49 - 7.77 (m, 2 H) 8.18 (d, J=8.20 Hz, 1 H) 8.67 (dd, J=8.50, 1.76 Hz, 1 H) 8.85 - 9.06 (m, 1 H)	

FIG. 6HH

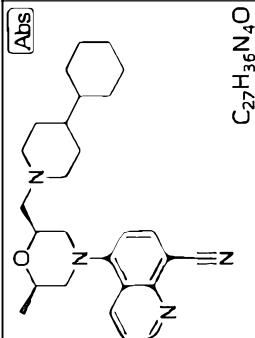
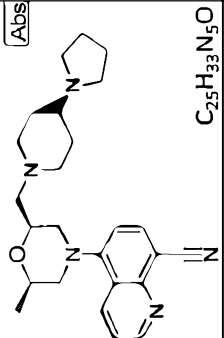
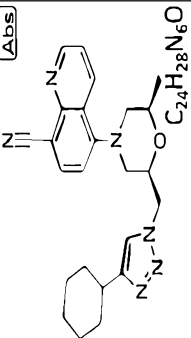
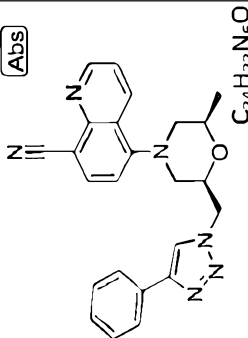
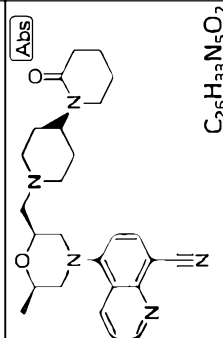
ER 888479		432.6	0.3220	> 2.0	5-((2R,6R)-2-methyl-6-((4-cyclohexylpiperidin-1-yl)methyl)-6-methylmorpholino)quinoline-8-carbonitrile	¹ H NMR (400 MHz, METHANOL-d ₄) δ ppm 0.85 - 1.04 (2 H, m) 1.11 - 1.21 (3 H, m) 1.27 (3 H, d) 1.38 - 1.41 (2 H, m) 1.66 (1 H, d) 1.69 - 1.80 (5 H, m) 1.89 - 2.06 (2 H, m) 2.61 - 2.77 (2 H, m) 2.87 - 3.06 (2 H, m) 3.20 - 3.24 (2 H, m) 3.31 - 3.43 (3 H, m) 3.63 - 3.72 (2 H, m) 4.06 - 4.18 (1 H, m) 4.37 - 4.44 (1 H, m) 7.18 - 7.27 (1 H, m) 7.56 - 7.65 (1 H, m) 8.06 - 8.16 (1 H, m) 8.57 - 8.65 (1 H, m) 8.91 - 8.98 (1 H, m)	LCMS (ESI+) calcd for C ₂₇ H ₃₆ N ₄ O (M ⁺ H ⁺) 433.6, found 433.2
ER 888480		419.6	0.0263	0.536	5-((2R,6S)-2-methyl-6-((4-(pyrrolidin-1-yl)piperidin-1-yl)methyl)morpholino)quinoline-8-carbonitrile	¹ H NMR (400 MHz, METHANOL-d ₄) δ ppm 1.29 (d, J=6.45 Hz, 2 H) 1.98 (s, 2 H) 2.12 (s, 2 H) 2.45 (br. s., 2 H) 2.64 - 2.80 (m, 1 H) 3.19 (br. s., 2 H) 3.24 - 3.51 (m, 4 H) 3.70 (br. s., 1 H) 3.81 (br. s., 1 H) 3.88 (br. s., 1 H) 4.09 - 4.20 (m, 1 H) 4.45 (br. s., 1 H) 4.77 (s, 1 H) 4.81 - 4.88 (m, 16 H) 4.92 (s, 1 H) 7.26 (d, J=8.20 Hz, 1 H) 7.64 (dd, J=8.50, 4.10 Hz, 1 H) 8.15 (d, J=7.91 Hz, 1 H) 8.58 - 8.68 (m, 1 H) 8.90 - 9.06 (m, 1 H)	
ER 888603		416.5	0.4060	> 2.0	5-((2R,6R)-2-((4-cyclohexyl-1H-1,2,3-triazol-1-yl)methyl)-6-methylmorpholino)quinoline-8-carbonitrile		
ER 888604		410.5	0.1230	> 2.0	5-((2R,6R)-2-methyl-6-((4-phenyl-1H-1,2,3-triazol-1-yl)methyl)morpholino)quinoline-8-carbonitrile	¹ H NMR (400 MHz, METHANOL-d ₄) δ ppm 1.21 (d, J=6.15 Hz, 4 H) 2.58 - 2.73 (m, 2 H) 3.33 (d, J=12.01 Hz, 1 H) 3.44 - 3.50 (m, 1 H) 4.01 - 4.09 (m, 1 H) 4.36 - 4.42 (m, 1 H) 4.54 - 4.61 (m, 1 H) 4.63 - 4.69 (m, 1 H) 4.83 - 4.86 (m, 4 H) 7.21 (d, J=8.20 Hz, 1 H) 7.29 - 7.34 (m, 1 H) 7.38 - 7.43 (m, 2 H) 7.59 (dd, J=8.50, 4.10 Hz, 1 H) 7.77 - 7.81 (m, 2 H) 8.10 (d, J=7.91 Hz, 1 H) 8.33 (s, 1 H) 8.58 - 8.62 (m, 1 H) 8.91 - 8.94 (m, 1 H)	
ER-888605		432.6	0.0360	> 2.0	5-((2R,6S)-2-methyl-6-((2-oxo-1,4'-bipiperidin]-1'-yl)methyl)morpholino)quinoline-8-carbonitrile	¹ H NMR (400 MHz, METHANOL-d ₄) δ ppm 1.24 (d, J=6.45 Hz, 3 H) 1.32 (s, 1 H) 1.39 (s, 1 H) 1.57 - 1.82 (m, 4 H) 1.83 - 2.05 (m, 2 H) 2.17 - 2.42 (m, 2 H) 2.48 - 2.74 (m, 3 H) 2.74 - 2.90 (m, 2 H) 3.24 (br. s., 2 H) 3.30 (br. s., 1 H) 3.38 (s, 1 H) 3.35 (s, 1 H) 4.08 (d, J=8.20 Hz, 1 H) 4.23 (br. s., 1 H) 4.43 (s, 1 H) 4.40 (s, 1 H) 4.75 (br. s., 1 H) 4.80 (br. s., 1 H) 4.90 (s, 1 H) 7.22 (d, J=8.20 Hz, 2 H) 7.61 (dd, J=8.50, 4.39 Hz, 1 H) 8.12 (d, J=7.91 Hz, 1 H) 8.43 (br. s., 2 H) 8.62 (d, J=8.50 Hz, 2 H) 8.95 (d, J=4.10 Hz, 1 H)	

FIG. 6II

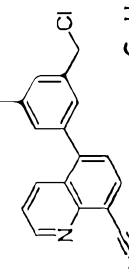
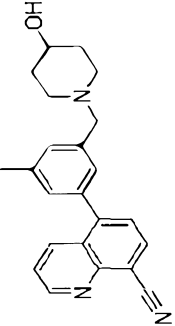
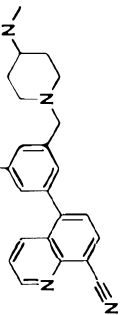
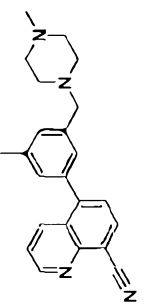
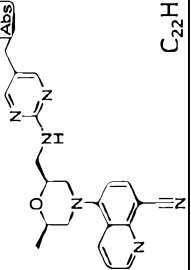
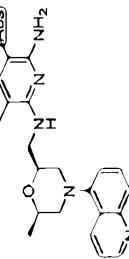
ER-888644	 <chem>Cc1ccc2nc3ccc(cc3n2)C#Nc1Cc1ccc(Cl)cc1</chem> $C_{18}H_{13}ClN_2$	292.768	1.0940	> 2.0	5-(3-(chloromethyl)-5-methylphenyl)quinoline-8-carbonitrile	1H NMR (400 MHz, CHLOROFORM- <i>d</i>) δ ppm 2.48 (s, 3 H) 4.65 (s, 2 H) 7.23 (s, 1 H) 7.27 - 7.31 (m, 1 H) 7.37 (s, 1 H) 7.53 (dd, <i>J</i> =8.65, 4.17 Hz, 1 H) 7.58 (d, <i>J</i> =7.48 Hz, 1 H) 8.18 (d, <i>J</i> =7.48 Hz, 1 H) 8.29 (dd, <i>J</i> =8.55, 1.71 Hz, 1 H) 9.14 (dd, <i>J</i> =4.27, 1.71 Hz, 1 H)	LCMS (ESI+) calcd for $C_{18}H_{14}N_2O$ (M+H+) 293.08, found: 293.26
ER-888645	 <chem>Cc1ccc2nc3ccc(cc3n2)C#Nc1Cc1ccc(CN1CCCC1O)cc1</chem> $C_{23}H_{23}N_3O$	357.455	0.3220	> 2.0	5-(3-((4-hydroxypiperidin-1-yl)methyl)-5-methylphenyl)quinoline-8-carbonitrile	1H NMR (400 MHz, CHLOROFORM- <i>d</i>) δ ppm 1.52 - 1.78 (m, 2 H) 1.83 - 1.98 (m, 2 H) 2.21 (t, <i>J</i> =9.61 Hz, 2 H) 2.45 (s, 3 H) 2.70 - 2.88 (m, 2 H) 3.56 (s, 2 H) 3.65 - 3.85 (m, 1 H) 7.16 (s, 1 H) 7.25 - 7.31 (m, 2 H) 7.51 (dd, <i>J</i> =8.55, 4.06 Hz, 1 H) 7.58 (d, <i>J</i> =7.48 Hz, 1 H) 8.17 (d, <i>J</i> =7.48 Hz, 1 H) 8.33 (dd, <i>J</i> =8.55, 1.71 Hz, 1 H) 9.12 (dd, <i>J</i> =4.27, 1.71 Hz, 1 H)	LCMS (ESI+) calcd for $C_{23}H_{23}N_3O$ (M+H+) 358.19, found: 358.41
ER-888646	 <chem>Cc1ccc2nc3ccc(cc3n2)C#Nc1Cc1ccc(CN(C)CCCC1)cc1</chem> $C_{23}H_{23}N_3O$	384.524	0.1380	0.4850	5-(3-((4-(dimethylamino)piperidin-1-yl)methyl)-5-methylphenyl)quinoline-8-carbonitrile	1H NMR (400 MHz, CHLOROFORM- <i>d</i>) δ ppm 1.51 - 1.68 (m, 2 H) 1.70 - 1.97 (m, 2 H) 1.99 - 2.11 (m, 2 H) 2.25 - 2.40 (m, 4 H) 2.45 (s, 3 H) 3.00 (d, 2 H) 3.56 (s, 2 H) 7.16 (s, 1 H) 7.21 (s, 1 H) 7.24 - 7.31 (m, 1 H) 7.51 (dd, <i>J</i> =8.55, 4.27 Hz, 1 H) 7.57 (d, <i>J</i> =7.48 Hz, 1 H) 8.17 (d, <i>J</i> =7.48 Hz, 1 H) 8.33 (dd, <i>J</i> =8.76, 1.71 Hz, 1 H) 9.12 (dd, <i>J</i> =4.27, 1.71 Hz, 1 H)	LCMS (ESI+) calcd for $C_{25}H_{28}N_4$ (M+H+) 385.23, found: 385.46
ER 888647	 <chem>Cc1ccc2nc3ccc(cc3n2)C#Nc1Cc1ccc(CN1CCN(C)CC1)cc1</chem> $C_{25}H_{28}N_4$	356.471	0.2300	> 2.0	5-(3-methyl-5-((4-methylpiperazin-1-yl)methyl)phenyl)quinoline-8-carbonitrile	1H NMR (400 MHz, CHLOROFORM- <i>d</i>) δ ppm 2.31 (s, 3 H) 2.36 - 2.65 (m, 11 H) 3.59 (s, 2 H) 7.15 (s, 1 H) 7.22 (s, 1 H) 7.25 - 7.31 (m, 1 H) 7.51 (dd, <i>J</i> =8.65, 4.17 Hz, 1 H) 7.57 (d, <i>J</i> =7.48 Hz, 1 H) 8.17 (d, <i>J</i> =7.48 Hz, 1 H) 8.32 (dd, <i>J</i> =8.55, 1.71 Hz, 1 H) 9.12 (dd, <i>J</i> =4.27, 1.71 Hz, 1 H)	LCMS (ESI+) calcd for $C_{23}H_{24}N_4$ (M+H+) 357.20, found: 357.43
ER 888701	 <chem>Cc1ccc2nc3ccc(cc3n2)C#Nc1Cc1ccc(CN(C)CCN1CNC2=NC=NC=C1)cc1</chem> $C_{23}H_{24}N_6$	388.5	0.0710	> 2.0	5-((2S,6R)-2-(((5-ethylpyrimidin-2-yl)amino)methyl)-6-methylmorpholino)quinoline-8-carbonitrile		
ER 888838	 <chem>Cc1ccc2nc3ccc(cc3n2)C#Nc1Cc1ccc(CN(C)CCN1CNC2=NC=NC=C1)cc1</chem> $C_{23}H_{26}N_6O$	402.5	0.0020	> 2.0	5-((2S,6R)-2-(((6-amino-3,5-dimethylpyridin-2-yl)amino)methyl)-6-methylmorpholino)quinoline-8-carbonitrile	1H NMR (400 MHz, METHANOL- <i>d</i> 4) δ ppm 1.22 (3 H, d) 1.96 (3 H, s) 1.98 (3 H, s) 2.57 - 2.69 (1 H, m) 2.72 - 2.85 (1 H, m) 3.30 - 3.44 (2 H, m) 3.45 - 3.63 (2 H, m) 4.03 - 4.10 (1 H, m) 4.13 - 4.25 (1 H, m) 7.13 (1 H, s) 7.16 - 7.24 (1 H, m) 7.51 - 7.63 (1 H, m) 8.03 - 8.15 (1 H, m) 8.52 - 8.61 (1 H, m) 8.86 - 8.96 (1 H, m)	LCMS (ESI+) calcd for $C_{23}H_{26}N_6O$ (M+H+) 403.4, found 403.6

FIG. 6II

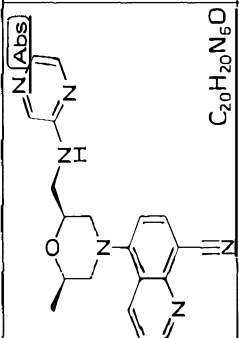
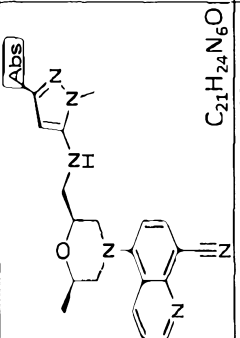
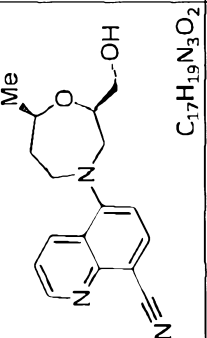
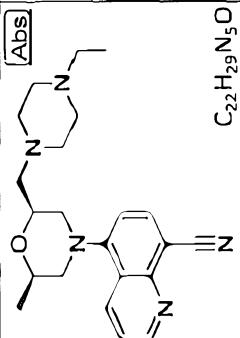
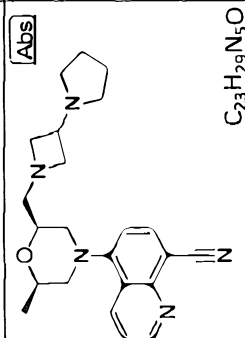
ER 888896		360.4	0.2100	> 30	5-((2R,6S)-2-methyl-6-((pyrazin-2-ylamino)methyl)morpholino)quinoline-8-carbonitrile	
ER-888977		376.5	0.2100	> 2.0	5-((2S,6R)-2-(((1,3-dimethyl-1H-pyrazol-5-yl)amino)methyl)-6-methylmorpholino)quinoline-8-carbonitrile	
ER-889363		297.4			5-((2R,7R)-2-(hydroxymethyl)-7-methyl-1,4-oxazepan-4-yl)quinoline-8-carbonitrile	CDCI3/400 MHz: 1.36 (d, 3H, J= 6.4 Hz), 1.96 (m, 1H), 2.18 (dd, 1H, J= 4.4 & 8.4 Hz), 2.27 (m, 1H), 3.39 (dd, 1H, J= 8.8 & 12.8 Hz), 3.45-3.69 (m, 5H), 4.01 (m, 1H), 4.14 (m, 1H), 7.13 (d, 1H, J= 8.0 Hz), 7.51 (dd, 1H, J= 4.4 & 8.4 Hz), 8.02 (d, 1H, J= 8.0 Hz), 8.52 (dd, 1H, J= 1.2 & 8.4 Hz), 9.08 (dd, 1H, J= 1.2 & 4.4 Hz).
ER 889448		379.5	0.0210	> 2.0	5-((2S,6R)-2-((4-ethylpiperazin-1-yl)methyl)-6-methylmorpholino)quinoline-8-carbonitrile	¹ H NMR (400 MHz, METHANOL-d ₄) δ ppm 1.17 - 1.38 (m, 4 H) 2.33 (s, 2 H) 2.54 - 2.81 (m, 4 H) 2.88 (br. s., 1 H) 2.97 - 3.13 (m, 3 H) 3.17 (br. s., 2 H) 3.29 - 3.53 (m, 3 H) 3.95 - 4.09 (m, 1 H) 4.13 (br. s., 1 H) 7.15 - 7.40 (m, 2 H) 7.56 - 7.83 (m, 2 H) 8.11 (d, J=7.91 Hz, 1 H) 8.28 (br. s., 1 H) 8.60 (d, J=8.79 Hz, 1 H) 8.90 - 9.16 (m, 1 H)
ER 889469		391.5	0.0160	4.969	5-((2R,6S)-2-methyl-6-((3-(pyrrolidin-1-yl)azetidin-1-yl)methyl)morpholino)quinoline-8-carbonitrile	¹ H NMR (400 MHz, METHANOL-d ₄) δ ppm 1.22 (d, J=6.15 Hz, 2 H) 1.88 - 2.04 (m, 3 H) 2.31 (s, 2 H) 2.53 - 2.75 (m, 2 H) 2.81 - 2.94 (m, 3 H) 2.94 - 3.09 (m, 2 H) 3.29 - 3.50 (m, 2 H) 3.61 - 3.81 (m, 2 H) 3.90 - 4.14 (m, 3 H) 7.07 - 7.29 (m, 2 H) 7.55 - 7.72 (m, 2 H) 7.99 - 8.23 (m, 2 H) 8.52 - 8.72 (m, 1 H) 8.78 - 9.01 (m, 1 H)

FIG. 6KK

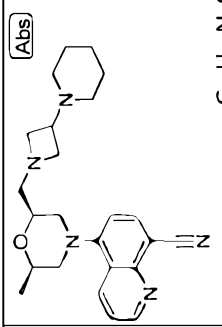
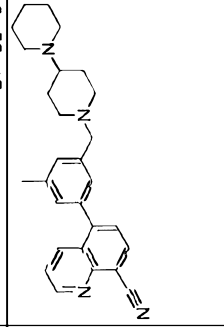
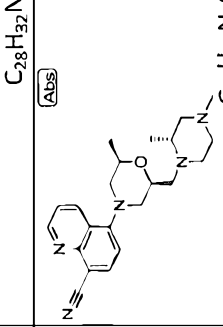
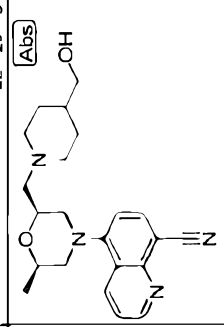
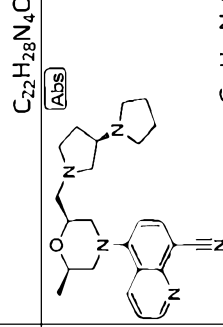
ER-889470		405.5	0.0205	6.516	5-((2R,6S)-2-methyl-6-((3-piperidin-1-yl)azetidin-1-yl)methyl)morpholino)quinoline-8-carbonitrile	¹ H NMR (400 MHz, METHANOL-d ₄) δ ppm 1.23 (d, J=6.45 Hz, 2 H) 1.54 (d, J=4.39 Hz, 2 H) 1.60 - 1.83 (m, 3 H) 2.02 (d, J=16.11 Hz, 1 H) 2.32 (s, 2 H) 2.48 2.75 (m, 4 H) 2.88 (s, 1 H) 3.02 (s, 1 H) 3.06 - 3.25 (m, 2 H) 3.29 - 3.39 (m, 2 H) 3.40 - 3.61 (m, 1 H) 3.72 - 3.94 (m, 2 H) 3.99 - 4.26 (m, 3 H) 4.90 (br. s., 1 H) 7.22 (d, J=7.91 Hz, 1 H) 7.18 (d, J=7.91 Hz, 1 H) 7.51 - 7.75 (m, 2 H) 8.12 (d, J=7.91 Hz, 2 H) 8.19 (br. s., 2 H) 8.39 8.63 (m, 1 H) 8.95 (dd, J=4.39, 1.46 Hz, 1 H)	LCMS (ESI+) calcd for C ₂₈ H ₃₂ N ₄ (M+H+) 425.27, found: 425.48
ER-889504		424.589	0.4590	0.3170	5-((3-([1,4'-bipiperidin]-1'-ylmethyl)-5-methylphenyl)quinoline-8-carbonitrile	¹ H NMR (400 MHz, CHLOROFORM-d) δ ppm 1.44 (d, J=4.91 Hz, 2 H) 1.50 - 1.69 (m, 6 H) 1.79 (d, J=11.96 Hz, 2 H) 2.00 (td, J=1.75, 2.14 Hz, 2 H) 2.29 (t, J=11.43 Hz, 1 H) 2.45 (s, 3 H) 2.51 (br. s., 4 H) 2.99 (d, J=11.75 Hz, 2 H) 3.54 (s, 2 H) 7.15 (s, 1 H) 7.21 (s, 1 H) 7.24 - 7.30 (m, 1 H) 7.46 - 7.55 (m, 1 H) 7.57 (m, J=7.48 Hz, 1 H) 8.17 (m, J=7.48 Hz, 1 H) 8.33 (dd, J=8.55, 1.71 Hz, 1 H) 9.12 (dd, J=4.27, 1.71 Hz, 1 H)	LCMS (ESI+) calcd for C ₂₈ H ₃₂ N ₄ (M+H+) 425.27, found: 425.48
ER 889556		379.5	0.0855	> 2.0	5-((2S,6R)-2-(((R)-2,4-dimethylpiperazin-1-yl)methyl)-6-methylmorpholino)quinoline-8-carbonitrile	¹ H NMR (400 MHz, METHANOL-d ₄) δ ppm 1.01 - 1.10 (m, 4 H) 1.16 - 1.23 (m, 4 H) 1.87 - 1.97 (m, 1 H) 2.16 - 2.25 (m, 5 H) 2.29 - 2.38 (m, 1 H) 2.46 - 2.70 (m, 7 H) 2.84 - 2.98 (m, 2 H) 3.25 - 3.37 (m, 3 H) 3.96 - 4.12 (m, 2 H) 4.80 - 4.85 (m, 1 H) 7.11 - 7.18 (m, 1 H) 7.52 - 7.59 (m, 1 H) 8.00 - 8.08 (m, 1 H) 8.52 - 8.59 (m, 1 H) 8.86 - 8.92 (m, 1 H)	
ER-889557		380.5	0.4970	> 2.0	5-((2S,6R)-2-((4-(hydroxymethyl)piperidin-1-yl)methyl)-6-methylmorpholino)quinoline-8-carbonitrile	¹ H NMR (400 MHz, METHANOL-d ₄) δ ppm 1.26 (d, J=6.15 Hz, 3 H) 1.47 - 1.69 (m, 2 H) 1.75 (d, J=3.22 Hz, 1 H) 1.83 - 2.04 (m, 2 H) 2.29 (s, 1 H) 2.53 - 2.75 (m, 2 H) 2.88 (s, 1 H) 2.94 - 3.10 (m, 2 H) 3.13 - 3.25 (m, 2 H) 3.29 - 3.50 (m, 3 H) 3.53 - 3.71 (m, 2 H) 3.90 - 4.17 (m, 1 H) 4.27 - 4.50 (m, 1 H) 7.09 - 7.29 (m, 1 H) 7.53 - 7.67 (m, 1 H) 7.96 - 8.16 (m, 1 H) 8.38 (br. s., 1 H) 8.49 - 8.76 (m, 1 H) 8.77 - 8.99 (m, 1 H)	
ER-889571		405.5	0.0050	5.01	5-((2S,6R)-2-((R)-[1,3'-bipyrrolidin]-1'-ylmethyl)-6-methylmorpholino)quinoline-8-carbonitrile	¹ H NMR (400 MHz, METHANOL-d ₄) δ ppm 1.18 - 1.25 (3 H, d) 1.94 - 2.01 (3 H, m) 2.29 - 2.36 (4 H, m) 2.60 - 2.73 (4 H, m) 2.91 - 3.00 (1 H, m) 3.09 - 3.19 (3 H, m) 3.32 - 3.40 (2 H, m) 7.15 - 7.26 (3 H, m) 7.58 - 7.63 (1 H, m) 7.64 - 7.71 (2 H, m) 8.08 - 8.16 (1 H, m) 8.43 8.49 (2 H, m) 8.57 - 8.66 (1 H, m) 8.91 - 9.01 (1 H, m)	LCMS (ESI+) calcd for C ₂₄ H ₃₁ N ₅ O (M+H+) 406.5, found 406.4

FIG. 6LL

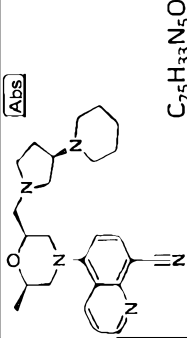
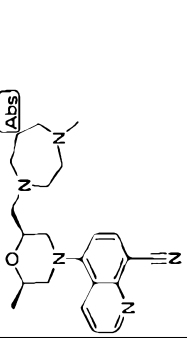
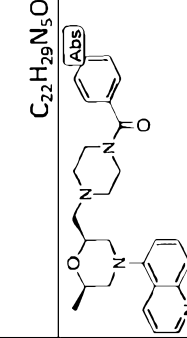
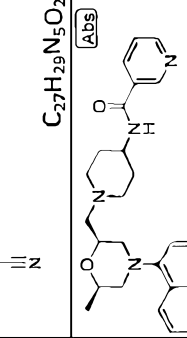
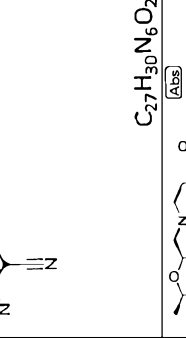
ER-889572		419.6	0.2515	> 2.0	5-((2R,6S)-2-methyl-6-(((R) 3-(piperidin-1-yl)pyrrolidin-1-yl)methyl)morpholino)quinoline-8-carbonitrile	¹ H NMR (400 MHz, METHANOL- <i>d</i> ₄) δ ppm 1.23 (d, J=6.15 Hz, 3 H) 2.22 (br. s., 2 H) 2.29 (s, 4 H) 2.55 - 2.81 (m, 2 H) 2.93 (s, 2 H) 3.04 - 3.25 (m, 2 H) 3.29 - 3.40 (m, 2 H) 3.45 (br. s., 3 H) 3.66 (br. s., 3 H) 3.90 - 4.18 (m, 2 H) 4.32 (d, J=7.91 Hz, 1 H) 7.04 - 7.27 (m, 4 H) 7.38 - 7.61 (m, 1 H) 7.66 (d, J=8.20 Hz, 3 H) 7.97 - 8.12 (m, 1 H) 8.59 (d, J=7.62 Hz, 1 H) 8.92 (d, J=2.64 Hz, 1 H) 8.82 - 9.00 (m, 1 H)
ER-889601		379.5	0.0185	9.4	5-((2R,6S)-2-methyl-6-((4-methyl-1,4-diazepan-1-yl)methyl)morpholino)quinoline-8-carbonitrile	¹ H NMR (400 MHz, METHANOL- <i>d</i> ₄) δ ppm 1.22 (dd, J=6.15, 0.88 Hz, 4 H) 2.31 (s, 1 H) 2.58 - 2.86 (m, 8 H) 3.30 - 3.46 (m, 3 H) 3.51 (br. s., 2 H) 3.79 (br. s., 3 H) 3.91 - 4.11 (m, 2 H) 4.13 - 4.26 (m, 1 H) 7.04 - 7.30 (m, 2 H) 7.31 - 7.46 (m, 6 H) 7.49 - 7.70 (m, 2 H) 7.76 - 8.00 (m, 2 H) 8.04 - 8.19 (m, 2 H) 8.47 - 8.62 (m, 1 H) 8.78 - 8.95 (m, 1 H)
ER-889602		455.6	0.0530	> 2.0	5-((2S,6R)-2-((4-benzoylpiperazin-1-yl)methyl)-6-methylmorpholino)quinoline-8-carbonitrile	¹ H NMR (400 MHz, METHANOL- <i>d</i> ₄) δ ppm 1.22 (dd, J=6.15, 0.88 Hz, 4 H) 2.31 (s, 1 H) 2.58 - 2.86 (m, 8 H) 3.30 - 3.46 (m, 3 H) 3.51 (br. s., 2 H) 3.79 (br. s., 3 H) 3.91 - 4.11 (m, 2 H) 4.13 - 4.26 (m, 1 H) 7.04 - 7.30 (m, 2 H) 7.31 - 7.46 (m, 6 H) 7.49 - 7.70 (m, 2 H) 7.76 - 8.00 (m, 2 H) 8.04 - 8.19 (m, 2 H) 8.47 - 8.62 (m, 1 H) 8.78 - 8.95 (m, 1 H)
ER-889728		470.6	0.0370	> 2.0	N-(1-(((2S,6R)-4-(8-cyanoquinolin-5-yl)-6-methylmorpholin-2-yl)methyl)piperidin-4-yl)nicotinamide	¹ H NMR (400 MHz, METHANOL- <i>d</i> ₄) δ ppm 1.06 (s, 1 H) 1.22 (d, J=6.45 Hz, 1 H) 1.30 (s, 1 H) 1.40 (s, 1 H) 1.47 (s, 1 H) 1.69 (br. s., 1 H) 1.92 (br. s., 1 H) 2.26 (s, 1 H) 2.51 (s, 1 H) 2.66 (s, 1 H) 2.62 (s, 1 H) 3.01 (s, 1 H) 3.17 (br. s., 1 H) 3.21 - 3.30 (m, 2 H) 3.34 (br. s., 1 H) 3.39 (br. s., 1 H) 3.87 (s, 1 H) 4.06 (br. s., 1 H) 4.15 (br. s., 1 H) 4.21 (s, 1 H) 4.37 (s, 1 H) 4.84 (s, 2 H) 5.00 (br. s., 1 H) 7.22 (d, J=8.20 Hz, 1 H) 7.50 (br. s., 1 H) 7.59 (br. s., 1 H) 7.82 (br. s., 1 H) 8.12 (d, J=7.62 Hz, 1 H) 8.21 (br. s., 1 H) 8.35 - 8.56 (m, 1 H) 8.56 - 8.78 (m, 1 H) 8.93 (d, J=4.10 Hz, 1 H)
ER-889729		470.6	0.0220	> 2.0	N-(1-(((2S,6R)-4-(8-cyanoquinolin-5-yl)-6-methylmorpholin-2-yl)methyl)piperidin-4-yl)isonicotinamide	

FIG. 6MM

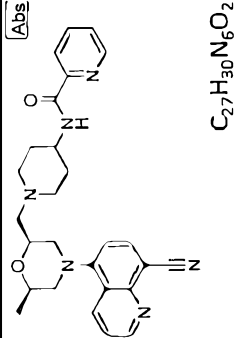
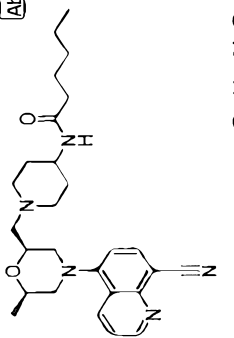
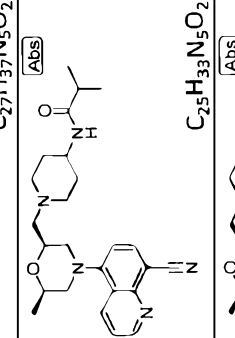
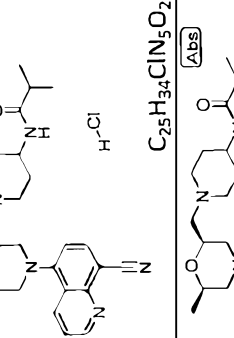

ER 889734		470.6	0.2690	> 2.0	N-(1-(((2S,6R)-4-(8-cyanoquinolin-5-yl)-6-methylmorpholin-2-yl)methyl)piperidin-4-yl)picolinamide	¹ H NMR (400 MHz, METHANOL-d ₄) δ ppm 1.28 (d, J=6.15 Hz, 3 H) 1.75 - 1.97 (m, 2 H) 2.08 (br. s., 2 H) 2.59 - 2.84 (m, 3 H) 2.84 - 3.09 (m, 2 H) 3.24 - 3.49 (m, 4 H) 3.94 - 4.22 (m, 2 H) 4.30 (br. s., 1 H) 7.26 (d, J=8.20 Hz, 1 H) 7.51 - 7.60 (m, 1 H) 7.64 (dd, J=8.50, 4.39 Hz, 1 H) 7.91 - 8.02 (m, 1 H) 8.04 - 8.30 (m, 2 H) 8.45 (s, 1 H) 8.55 - 8.82 (m, 2 H) 8.94 - 9.16 (m, 1 H)	
ER-889744		463.6	0.0590	> 2.0	N-(1-(((2S,6R)-4-(8-cyanoquinolin-5-yl)-6-methylmorpholin-2-yl)methyl)piperidin-4-yl)hexanamide	¹ H NMR (400 MHz, METHANOL-d ₄) δ ppm 0.72 - 0.96 (m, 2 H) 1.13 - 1.39 (m, 4 H) 1.46 - 1.75 (m, 3 H) 1.77 (s, 1 H) 1.88 (s, 1 H) 2.03 - 2.28 (m, 2 H) 2.40 (br. s., 1 H) 2.51 - 2.80 (m, 2 H) 2.91 (br. s., 1 H) 3.06 (d, J=6.45 Hz, 1 H) 3.17 (br. s., 1 H) 3.24 - 3.33 (m, 2 H) 3.33 - 3.55 (m, 2 H) 3.70 (br. s., 1 H) 4.07 (br. s., 1 H) 4.20 (br. s., 1 H) 4.87 (s, 3 H) 7.24 (d, J=8.20 Hz, 1 H) 7.63 (dd, J=8.50, 4.39 Hz, 1 H) 7.85 (s, 1 H) 8.14 (d, J=7.91 Hz, 1 H) 8.50 (s, 1 H) 8.57 (m, 1 H) 8.97 (dd, J=4.39, 1.46 Hz, 1 H)	
ER 889745		435.6	0.0675	0.0052? >10.0	N-(1-(((2S,6R)-4-(8-cyanoquinolin-5-yl)-6-methylmorpholin-2-yl)methyl)piperidin-4-yl)isobutyramide		
ER 889745		472.0	0.0062	> 10.0	N-(1-(((2S,6R)-4-(8-cyanoquinolin-5-yl)-6-methylmorpholin-2-yl)methyl)piperidin-4-yl)isobutyramide hydrochloride	¹ H NMR (400 MHz, METHANOL-d ₄) δ ppm 0.97 - 1.08 (7 H, m) 1.11 - 1.17 (2 H, m) 1.20 - 1.29 (5 H, m) 1.96 - 2.04 (2 H, m) 2.32 - 2.45 (1 H, m) 2.60 - 2.74 (2 H, m) 2.95 - 3.03 (1 H, m) 3.32 - 3.40 (2 H, m) 7.19 - 7.26 (1 H, m) 7.57 - 7.66 (1 H, m) 8.08 - 8.17 (1 H, m) 8.26 - 8.37 (5 H, m) 8.59 - 8.66 (1 H, m) 8.92 - 8.99 (1 H, m)	LCMS (ESI+) calcd for C ₂₅ H ₃₃ N ₅ O ₂ (M+H+) 436.5, found 436.6
ER 889746		449.6	0.1100	0.0049	N-(1-(((2S,6R)-4-(8-cyanoquinolin-5-yl)-6-methylmorpholin-2-yl)methyl)piperidin-4-yl)pivalamide	¹ H NMR (400 MHz, METHANOL-d ₄) δ ppm 1.18 (s, 2 H) 1.28 (t, J=6.15 Hz, 2 H) 1.44 (s, 1 H) 1.72 - 1.90 (m, 2 H) 1.93 (br. s., 1 H) 2.02 (br. s., 1 H) 2.23 (d, J=9.96 Hz, 1 H) 2.57 - 2.83 (m, 2 H) 2.92 (d, J=7.62 Hz, 1 H) 3.08 (br. s., 1 H) 3.20 - 3.35 (m, 3 H) 3.35 - 3.56 (m, 2 H) 3.89 (br. s., 2 H) 4.13 (br. s., 1 H) 4.29 (br. s., 1 H) 4.34 (br. s., 1 H) 4.88 (s, 3 H) 7.23 - 7.45 (m, 1 H) 7.56 - 7.82 (m, 1 H) 8.11 - 8.24 (m, 1 H) 8.32 (s, 1 H) 8.66 (d, J=8.79 Hz, 1 H) 8.95 - 9.11 (m, 1 H)	

FIG. 6NN

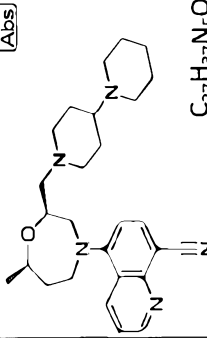
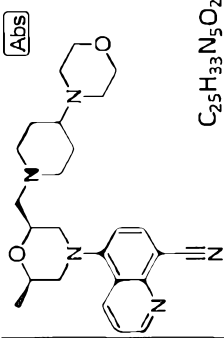
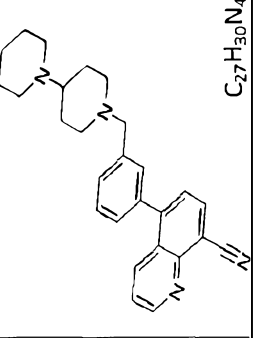
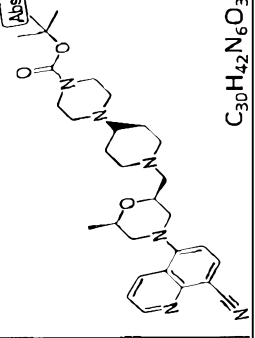
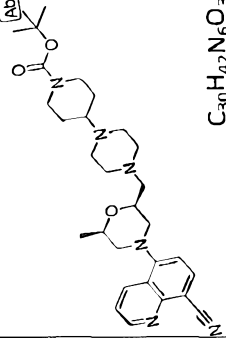
ER-889822	 [Abs] $C_{27}H_{37}N_5O$	447.6	0.1470	0.155	5-((2S,7R)-2-((1,4'-bipiperidin]-1'-yl)methyl)-7-methyl-1,4-oxazepan-4-yl)quinoline-8-carbonitrile	1H NMR (400 MHz, $CDCl_3$) δ ppm 1.30 (3 H), 1.58 (5 H), 1.77 (3 H), 1.9 (3 H), 2.02 (2 H), 2.20 (2 H), 2.35 (1 H), 2.49 (2 H), 2.67 (3 H), 2.84 (1 H), 3.04 (1 H), 3.28 (1 H), 3.49 (2 H), 3.63 (1 H), 3.96 (1 H), 4.06 (1 H), 7.12 (1 H), 7.48 (1 H), 7.99 (1 H), 8.50 (1 H), 9.05 (1 H).	LCMS (ESI+) calcd for $C_{27}H_{37}N_5O$ (M+H+) 448.6, found 448.5
ER-890093	 [Abs] $C_{25}H_{33}N_5O_2$	435.6	0.0400	> 2.0	5-((2R,6S)-2-methyl-6-((4-morpholinopiperidin-1-yl)methyl)morpholino)quinoline-8-carbonitrile	1H NMR (400 MHz, DMSO- d_6) δ ppm 1.19 (3 H), 1.71 (1 H), 1.99 (1 H), 2.42 (1 H), 2.68 (6 H), 3.06 (1 H), 3.21 (1 H), 3.32 (6 H), 3.40 (2 H), 3.66 (4 H), 4.03 (1 H), 4.36 (1 H), 7.25 (1 H), 7.70 (1 H), 8.28 (1 H), 8.60 (1 H), 9.07 (1 H).	LCMS (ESI+) calcd for $C_{25}H_{33}N_5O_2$ (M+H+) 436.27, found: 436.41
ER-890094	 $C_{27}H_{30}N_4$	410.562	0.7930	0.3870	5-(3-((1,4'-bipiperidin]-1'-yl)methyl)phenyl)quinoline-8-carbonitrile	1H NMR (400 MHz, CHLOROFORM- d_1) δ ppm 1.56 (2 H), 1.81 (6 H), 2.06 (4 H), 2.78 (4 H), 3.04 (3 H), 3.61 (2 H), 7.35 (1 H), 7.47 (4 H), 7.58 (1 H), 8.18 (1 H), 8.30 (1 H), 9.13 (1 H).	LCMS (ESI+) calcd for $C_{27}H_{30}N_4$ (M+H+) 411.25, found: 411.39
ER-890104	 [Abs] $C_{30}H_{42}N_6O_3$	534.7	0.2880	2.845	tert-butyl 4-(1-((2S,6R)-4-(8-cyanoquinolin-5-yl)-6-methylmorpholin-2-yl)methyl)piperidin-4-yl)piperazine-1-carboxylate		
ER-890105	 [Abs] $C_{30}H_{42}N_6O_3$	534.7	0.1020	7.002	tert-butyl 4-(4-((2S,6R)-4-(8-cyanoquinolin-5-yl)-6-methylmorpholin-2-yl)methyl)piperazin-1-yl)piperidine-1-carboxylate	1H NMR (400 MHz, CHLOROFORM- d) δ ppm 1.27 (d, $J=6.41$ Hz, 4 H) 1.40 (m, 1 H) 1.57 (s, 9 H) 1.80 (m, 2 H) 2.35 (m, 1 H) 2.50 - 2.74 (m, 12 H) 3.24 - 3.35 (m, 1 H) 3.41 (d, $J=11.75$ Hz, 1 H) 3.97 - 4.13 (m, 2 H) 7.09 (d, $J=8.12$ Hz, 1 H) 7.47 - 7.55 (m, 1 H) 8.05 (d, $J=7.90$ Hz, 1 H) 8.46 (dd, $J=8.55$, 1.71 Hz, 1 H) 9.08 (dd, $J=4.06$, 1.71 Hz, 1 H)	LCMS (ESI+) calcd for $C_{30}H_{42}N_6O_3$ (M+H+) 535.34, found: 535.49

FIG. 600

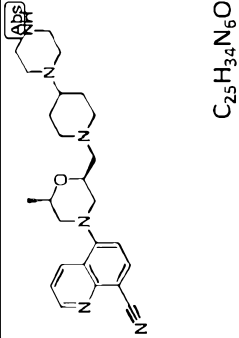
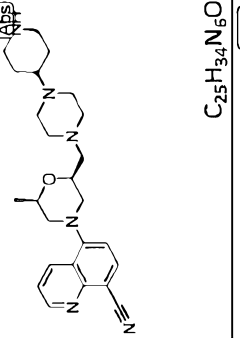
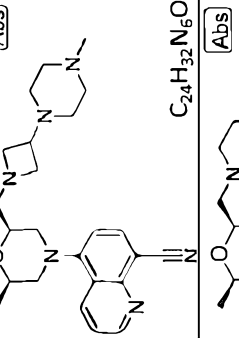
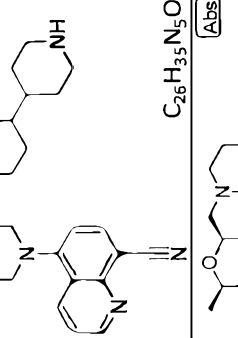

ER-890106		434.6	0.0209	0.0973	5-((2R,6S)-2-methyl-6-((4-(piperazin-1-yl)piperidin-1-yl)methyl)morpholino)quinoline-8-carbonitrile	¹ H NMR (400 MHz, CHLOROFORM <i>d</i>) δ ppm 1.26 (d, <i>J</i> =6.20 Hz, 3 H) 1.44 1.62 (m, 2 H) 1.62 - 1.88 (m, 4 H) 1.95 - 2.07 (m, 1 H) 2.08 - 2.26 (m, 2 H) 2.38 2.47 (m, 1 H) 2.47 2.59 (m, 4 H) 2.59 - 2.72 (m, 2 H) 2.81 - 2.95 (m, 4 H) 3.03 - 3.15 (m, 1 H) 3.23 - 3.33 (m, 1 H) 3.33 - 3.50 (m, 1 H) 3.50 3.62 (m, 1 H) 3.94 - 4.11 (m, 2 H) 7.00 - 7.14 (m, 1 H) 7.50 (dd, <i>J</i> =8.55, 4.27 Hz, 1 H) 7.97 - 8.08 (m, 1 H) 8.45 (dd, <i>J</i> =8.55, 1.71 Hz, 1 H) 9.00 9.12 (m, 1 H)	LCMS (ESI+) calcd for C ₂₅ H ₃₄ N ₆ O (M+H ⁺) 435.28, found: 435.41
ER 890107		434.6	0.2173	0.7285	5-((2R,6S)-2-methyl-6-((4-(piperidin-4-yl)piperazin-1-yl)methyl)morpholino)quinoline-8-carbonitrile	¹ H NMR (400 MHz, CHLOROFORM <i>d</i>) δ ppm 1.26 (d, <i>J</i> =6.20 Hz, 3 H) 1.39 (qd, <i>J</i> =12.03, 4.06 Hz, 2 H) 1.82 (m, 2 H) 2.32 (tt, <i>J</i> =11.43, 3.63 Hz, 1 H) 2.48 (d, <i>J</i> =6.20 Hz, 1 H) 2.44 - 2.77 (m, 5 H) 3.13 3.16 (m, 2 H) 3.29 (dt, <i>J</i> =11.70, 1.95 Hz, 1 H) 3.36 3.48 (m, 1 H) 3.95 4.15 (m, 2 H) 7.09 (d, <i>J</i> =7.90 Hz, 1 H) 7.51 (dd, <i>J</i> =8.55, 4.27 Hz, 1 H) 8.04 (d, <i>J</i> =7.90 Hz, 1 H) 8.46 (dd, <i>J</i> =8.55, 1.71 Hz, 1 H) 9.08 (dd, <i>J</i> =4.06, 1.71 Hz, 1 H)	LCMS (ESI+) calcd for C ₂₅ H ₃₄ N ₆ O (M+H ⁺) 435.28, found: 435.41
ER 890108		420.6	0.1570	> 2.0	5-((2R,6S)-2-methyl-6-((3-(4-methylpiperazin-1-yl)azetidin-1-yl)methyl)morpholino)quinoline-8-carbonitrile	¹ H NMR (400 MHz, METHANOL <i>d</i> ₄) δ ppm 1.11 1.30 (m, 3 H) 1.35 1.46 (m, 1 H) 2.04 (s, 1 H) 2.45 (br. s., 1 H) 2.55 2.81 (m, 3 H) 2.87 3.03 (m, 6 H) 3.05 - 3.15 (m, 1 H) 3.20 (br. s., 1 H) 3.29 3.41 (m, 3 H) 3.42 3.67 (m, 3 H) 4.07 (br. s., 1 H) 4.10 4.23 (m, 1 H) 4.90 (br. s., 1 H) 7.23 (d, <i>J</i> =8.20 Hz, 2 H) 7.61 (dd, <i>J</i> =8.50, 4.10 Hz, 1 H) 8.12 (d, <i>J</i> =7.91 Hz, 1 H) 8.34 (br. s., 2 H) 8.55 - 8.78 (m, 1 H) 8.90 - 9.04 (m, 1 H)	
ER-890112		433.6	0.0290	0.103	5-((2S,6R)-2-([4,4'-bipiperidin]-1-ylmethyl)-6-methylmorpholino)quinoline-8-carbonitrile	¹ H NMR (400 MHz, DICHLOROMETHANE <i>d</i> ₂) δ ppm 1.19 1.41 (m, 6 H) 1.47 - 1.62 (m, 4 H) 1.76 - 1.89 (m, 5 H) 2.42 2.54 (m, 2 H) 2.59 2.66 (m, 2 H) 2.71 2.82 (m, 3 H) 2.90 2.96 (m, 1 H) 3.24 - 3.40 (m, 6 H) 3.61 (d, <i>J</i> =12.01 Hz, 1 H) 3.98 4.06 (m, 1 H) 4.36 (dd, <i>J</i> =9.96, 7.62 Hz, 1 H) 5.30 5.31 (m, 1 H) 7.05 (d, <i>J</i> =7.91 Hz, 1 H) 7.52 (dd, <i>J</i> =8.50, 4.10 Hz, 1 H) 8.01 (d, <i>J</i> =7.91 Hz, 1 H) 8.36 (s, 3 H) 8.47 (dd, <i>J</i> =8.50, 1.46 Hz, 1 H) 9.00 - 9.02 (m, 1 H)	
ER-890113		475.6	0.1200	> 2.0	5-((2S,6R)-2-((1'-acetyl-[4,4'-bipiperidin]-1-yl)methyl)-6-methylmorpholino)quinoline-8-carbonitrile		

FIG. 6PP

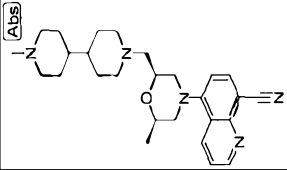
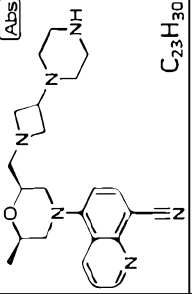
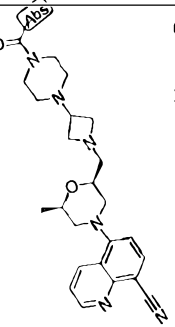
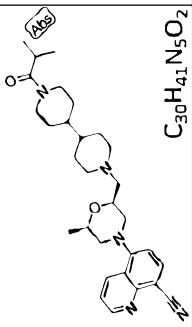
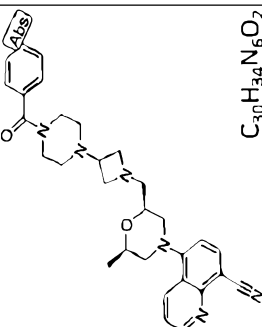
ER-890114	 <chem>C27H37N5O</chem>	447.6	0.0045	0.0665	5-((2R,6S)-2-methyl-6-((1'-methyl-[4,4'-bipiperidin]-1-yl)methyl)morpholino)quinoline-8-carbonitrile	¹ H NMR (400 MHz, METHANOL- <i>d</i> ₄) δ ppm 1.27 (d, <i>J</i> = 6.15 Hz, 3 H) 1.49 (br. s., 3 H) 1.55 (s, 2 H) 1.59 (s, 1 H) 1.86 (s, 1 H) 1.99 (s, 2 H) 2.33 (s, 3 H) 2.51 - 2.79 (m, 3 H) 2.82 (s, 2 H) 2.90 - 3.08 (m, 3 H) 3.10 - 3.26 (m, 2 H) 3.26 - 3.33 (m, 2 H) 3.39 (d, <i>J</i> = 12.60 Hz, 2 H) 3.50 (d, <i>J</i> = 10.84 Hz, 2 H) 3.57 - 3.78 (m, 2 H) 4.12 (d, <i>J</i> = 6.15 Hz, 1 H) 4.43 (br. s., 2 H) 4.52 - 4.68 (m, 1 H) 4.77 - 5.03 (m, 6 H) 7.16 - 7.42 (m, 3 H) 7.58 - 7.79 (m, 2 H) 8.14 (d, <i>J</i> = 7.91 Hz, 1 H) 8.30 (br. s., 2 H) 8.64 (dd, <i>J</i> = 8.50, 1.47 Hz, 2 H) 8.97 (dd, <i>J</i> = 4.39, 1.46 Hz, 2 H)
ER-890119	 <chem>C23H30N6O</chem>	406.5	0.0110	0.141	5-((2R,6S)-2-methyl-6-((3-piperazin-1-yl)azetid-1-yl)methyl)morpholino)quinoline-8-carbonitrile	¹ H NMR (400 MHz, METHANOL- <i>d</i> ₄) δ ppm 1.25 (d, <i>J</i> = 6.45 Hz, 3 H) 2.52 - 2.78 (m, 6 H) 3.01 - 3.25 (m, 4 H) 3.29 - 3.53 (m, 5 H) 3.97 - 4.16 (m, 3 H) 4.16 - 4.44 (m, 4 H) 7.23 (d, <i>J</i> = 8.20 Hz, 1 H) 7.61 (dd, <i>J</i> = 8.50, 4.39 Hz, 1 H) 8.05 - 8.21 (m, 2 H) 8.60 (dd, <i>J</i> = 8.50, 1.76 Hz, 2 H) 8.89 - 9.11 (m, 1 H)
ER-890120	 <chem>C25H32N6O2</chem>	448.6	0.1340	> 2.0	5-((2S,6R)-2-((3-(4-acetyl)piperazin-1-yl)azetid-1-yl)methyl)-6-methylmorpholino)quinoline-8-carbonitrile	¹ H NMR (400 MHz, METHANOL- <i>d</i> ₄) δ ppm 1.24 (d, <i>J</i> = 6.15 Hz, 3 H) 2.00 (s, 1 H) 2.06 (s, 3 H) 2.31 - 2.41 (m, 4 H) 2.61 - 2.74 (m, 2 H) 3.21 - 3.25 (m, 1 H) 3.29 - 3.39 (m, 3 H) 3.52 - 3.60 (m, 4 H) 3.89 - 3.98 (m, 2 H) 4.04 - 4.09 (m, 1 H) 4.14 - 4.22 (m, 3 H) 4.85 (s, 5 H) 7.23 (d, <i>J</i> = 7.91 Hz, 1 H) 7.61 (dd, <i>J</i> = 8.50, 4.39 Hz, 1 H) 8.12 (d, <i>J</i> = 7.91 Hz, 1 H) 8.32 (s, 2 H) 8.58 - 8.62 (m, 1 H) 8.95 (dd, <i>J</i> = 4.10, 1.76 Hz, 1 H)
ER 890121	 <chem>C30H41N5O2</chem>	503.7	0.2420	> 2.0	5-((2S,6R)-2-((1'-isobutyl)-4-bipiperidin-1-yl)methyl)-6-methylmorpholino)quinoline-8-carbonitrile	¹ H NMR (400 MHz, METHANOL <i>d</i> ₄) δ ppm 0.98 - 1.24 (m, 6 H) 1.29 (d, <i>J</i> = 6.15 Hz, 2 H) 1.48 (br. s., 1 H) 1.51 - 1.69 (m, 2 H) 1.70 - 1.95 (m, 2 H) 1.95 - 2.18 (m, 2 H) 2.33 (s, 1 H) 2.43 - 2.63 (m, 1 H) 2.63 - 2.83 (m, 2 H) 2.87 - 3.13 (m, 3 H) 3.17 - 3.34 (m, 3 H) 3.34 - 3.53 (m, 2 H) 3.67 (d, <i>J</i> = 11.43 Hz, 2 H) 4.04 - 4.26 (m, 2 H) 4.43 (br. s., 1 H) 4.59 (d, <i>J</i> = 12.31 Hz, 1 H) 4.87 (s, 3 H) 7.15 - 7.42 (m, 2 H) 7.59 - 7.81 (m, 1 H) 8.15 (d, <i>J</i> = 7.91 Hz, 1 H) 8.25 (s, 1 H) 8.59 - 8.80 (m, 1 H) 8.94 - 9.16 (m, 1 H)
ER 890122	 <chem>C30H34N6O2</chem>	510.6	0.0600	6.11	5-((2S,6R)-2-((3-(4-benzoylpiperazin-1-yl)azetid-1-yl)methyl)-6-methylmorpholino)quinoline-8-carbonitrile	¹ H NMR (400 MHz, METHANOL- <i>d</i> ₄) δ ppm 1.26 (d, <i>J</i> = 6.15 Hz, 3 H) 2.34 (br. s., 2 H) 2.46 (br. s., 2 H) 2.54 - 2.80 (m, 2 H) 2.94 - 3.22 (m, 2 H) 3.23 - 3.44 (m, 4 H) 3.48 (br. s., 2 H) 3.61 - 3.88 (m, 4 H) 4.00 - 4.22 (m, 3 H) 4.82 - 5.05 (m, 3 H) 7.25 (d, <i>J</i> = 7.91 Hz, 1 H) 7.35 - 7.55 (m, 3 H) 7.55 - 7.79 (m, 2 H) 8.02 - 8.28 (m, 1 H) 8.42 (s, 1 H) 8.52 - 8.80 (m, 2 H) 8.92 - 9.11 (m, 1 H)

FIG. 6QQ

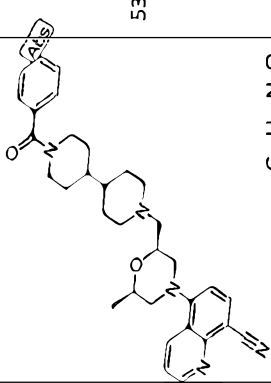
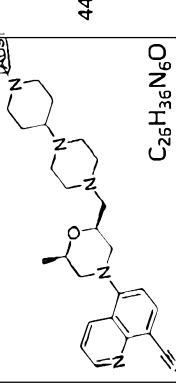
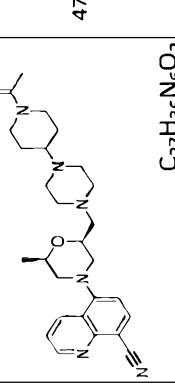
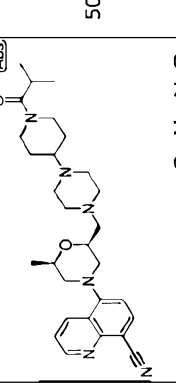
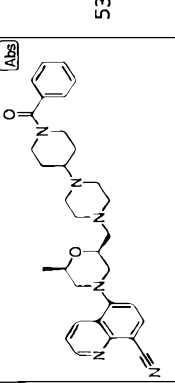
ER 890142		537.7	0.0880	1.271	5-((2S,6R)-2-((1-benzoyl-[4,4'-bipiperidin]-1-yl)methyl)-6-methylmorpholino)quinoline-8-carbonitrile	¹ H NMR (400 MHz, METHANOL- <i>d</i> ₄) δ ppm 1.21 (br. s., 2 H) 1.24 - 1.37 (m, 3 H) 1.40 - 1.67 (m, 4 H) 1.71 (d, <i>J</i> =13.48 Hz, 1 H) 1.88 (br. s., 1 H) 1.93 - 2.15 (m, 2 H) 2.31 (s, 1 H) 2.62 - 2.89 (m, 3 H) 2.90 - 3.14 (m, 3 H) 3.15 - 3.32 (m, 3 H) 3.33 - 3.53 (m, 2 H) 3.55 - 3.81 (m, 3 H) 4.07 - 4.20 (m, 1 H) 4.29 - 4.56 (m, 1 H) 4.68 (d, <i>J</i> =9.67 Hz, 1 H) 4.87 (d, <i>J</i> =0.59 Hz, 2 H) 7.09 - 7.31 (m, 2 H) 7.33 - 7.49 (m, 4 H) 7.51 - 7.69 (m, 2 H) 7.84 - 8.06 (m, 1 H) 8.13 (dd, <i>J</i> =7.91, 0.88 Hz, 1 H) 8.31 (d, <i>J</i> =0.88 Hz, 1 H) 8.49 - 8.70 (m, 1 H) 8.90 - 8.99 (m, 1 H)	
ER 890186		448.6	0.0135	1.3615	5-((2R,6S)-2-methyl-6-((4-(1-methylpiperidin-4-yl)piperazin-1-yl)methyl)morpholino)quinoline-8-carbonitrile	¹ H NMR (400 MHz, CHLOROFORM <i>d</i>) δ ppm 1.26 (d, <i>J</i> =6.20 Hz, 3 H) 1.48 - 1.66 (m, 2 H) 1.66 - 1.85 (m, 4 H) 1.85 - 2.00 (m, 2 H) 2.15 - 2.32 (m, 4 H) 2.37 - 2.74 (m, 12 H) 2.90 (d, 2 H) 3.29 (d, <i>J</i> =11.86, 1.98 Hz, 1 H) 3.35 - 3.48 (m, 1 H) 3.92 - 4.15 (m, 2 H) 7.08 (d, <i>J</i> =8.12 Hz, 1 H) 7.50 (dd, <i>J</i> =8.55, 4.27 Hz, 1 H) 8.04 (d, <i>J</i> =7.90 Hz, 1 H) 8.45 (dd, <i>J</i> =8.65, 1.82 Hz, 1 H) 9.08 (dd, <i>J</i> =4.06, 1.71 Hz, 1 H)	LCMS (ESI ⁺) calcd for C26H36N6O (M+H ⁺) 449.30; found: 449.4
ER 890187		476.6	0.0870	> 2.0	5-((2S,6R)-2-((4-(1-acetyl)piperidin-4-yl)piperazin-1-yl)methyl)-6-methylmorpholino)quinoline-8-carbonitrile	¹ H NMR (400 MHz, CHLOROFORM <i>d</i>) δ ppm 1.26 (d, <i>J</i> =6.20 Hz, 3 H) 1.31 - 1.50 (m, 2 H) 1.79 - 1.95 (m, 2 H) 2.09 (s, 3 H) 2.42 - 2.71 (m, 12 H) 2.95 - 3.12 (m, 1 H) 3.29 (d, <i>J</i> =11.75 Hz, 1 H) 3.41 (dd, <i>J</i> =11.96, 1.14 Hz, 1 H) 3.78 - 3.90 (m, 1 H) 3.94 - 4.16 (m, 2 H) 4.57 - 4.69 (m, 1 H) 7.09 (d, <i>J</i> =7.90 Hz, 1 H) 7.51 (dd, <i>J</i> =8.55, 4.27 Hz, 1 H) 8.04 (d, <i>J</i> =7.90 Hz, 1 H) 8.45 (dd, <i>J</i> =8.55, 1.71 Hz, 1 H) 9.08 (dd, <i>J</i> =4.17, 1.60 Hz, 1 H)	LCMS (ESI ⁺) calcd for C27H36N6O2 (M+H ⁺) 477.29; found: 477.39
ER-890188		504.7	0.0870	> 2.0	5-((2S,6R)-2-((4-(1-isobutyryl)piperidin-4-yl)piperazin-1-yl)methyl)-6-methylmorpholino)quinoline-8-carbonitrile	¹ H NMR (400 MHz, CHLOROFORM- <i>d</i>) δ ppm 1.06 - 1.20 (m, 6 H) 1.26 (d, <i>J</i> =6.20 Hz, 3 H) 1.32 - 1.52 (m, 2 H) 1.89 (t, <i>J</i> =14.31 Hz, 2 H) 2.41 - 2.71 (m, 12 H) 2.74 - 2.88 (m, 1 H) 3.02 (t, <i>J</i> =12.39 Hz, 1 H) 3.29 (d, <i>J</i> =11.75 Hz, 1 H) 3.41 (d, <i>J</i> =11.96 Hz, 1 H) 3.90 - 4.18 (m, 3 H) 4.67 (d, <i>J</i> =12.60 Hz, 1 H) 7.09 (d, <i>J</i> =8.12 Hz, 1 H) 7.51 (dd, <i>J</i> =8.55, 4.06 Hz, 1 H) 8.04 (d, <i>J</i> =7.90 Hz, 1 H) 8.45 (dd, <i>J</i> =8.55, 1.50 Hz, 1 H) 9.08 (dd, <i>J</i> =4.06, 1.50 Hz, 1 H)	LCMS (ESI ⁺) calcd for C29H40N6O2 (M+H ⁺) 505.32; found: 505.44
ER-890189		538.7	0.1100	> 2.0	5-((2S,6R)-2-((4-(1-benzoyl)piperidin-4-yl)piperazin-1-yl)methyl)-6-methylmorpholino)quinoline-8-carbonitrile	¹ H NMR (400 MHz, CHLOROFORM <i>d</i>) δ ppm 1.26 (d, <i>J</i> =6.20 Hz, 3 H) 1.32 - 1.53 (m, 2 H) 1.80 - 1.96 (m, 2 H) 2.03 (s, 1 H) 2.36 - 2.74 (m, 12 H) 2.79 (m, 1 H) 3.00 (m, 1 H) 3.29 (d, <i>J</i> =11.75 Hz, 1 H) 3.41 (d, <i>J</i> =11.75 Hz, 1 H) 3.80 (br. s., 1 H) 3.94 - 4.16 (m, 2 H) 4.74 (br. s., 1 H) 7.09 (d, <i>J</i> =8.12 Hz, 1 H) 7.34 - 7.45 (m, 5 H) 7.51 (dd, <i>J</i> =8.55, 4.27 Hz, 1 H) 8.04 (d, <i>J</i> =7.90 Hz, 1 H) 8.46 (dd, <i>J</i> =8.55, 1.50 Hz, 1 H) 9.08 (dd, <i>J</i> =4.27, 1.50 Hz, 1 H)	LCMS (ESI ⁺) calcd for C32H38N6O2 (M+H ⁺) 539.31; found: 539.42

FIG. 6RR

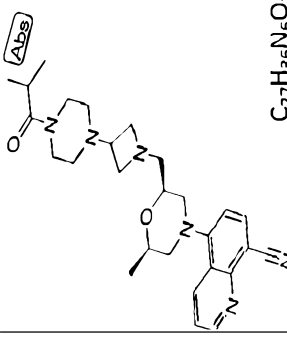
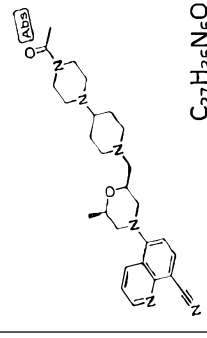
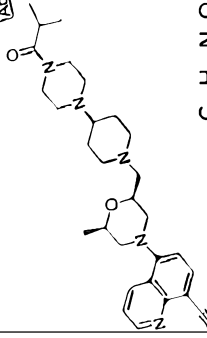
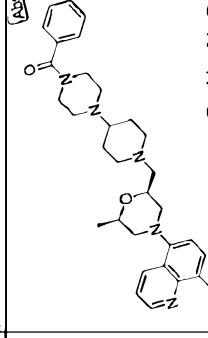
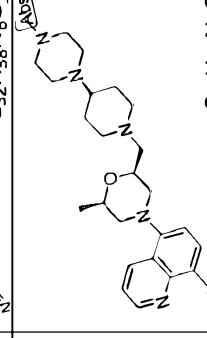
ER-890190	 C ₂₇ H ₃₆ N ₆ O ₂	476.6	0.2150	> 30	5-((2S,6R)-2-((3-(4-isobutyrylpiperazin-1-yl)azetidin-1-yl)methyl)-6-methylmorpholino)quinoline-8-carbonitrile	H NMR (400 MHz, CHLOROFORM-d1) δ ppm 1.27 (3 H), 1.67 (3 H), 1.86 (3 H), 2.09 (3 H), 2.59 (10 H), 3.28 (2 H), 3.47 (4 H), 3.64 (2 H), 4.07 (1 H), 7.08 (1 H), 7.54 (1 H), 8.03 (1 H), 8.50 (1 H), 9.08 (1 H).	
ER-890219	 C ₂₇ H ₃₆ N ₆ O ₂	476.6	0.1110	6.44	5-((2S,6R)-2-((4-(4-acetylpiperazin-1-yl)piperidin-1-yl)methyl)-6-methylmorpholino)quinoline-8-carbonitrile	H NMR (400 MHz, CHLOROFORM-d1) δ ppm 1.12 (6 H), 1.26 (3 H), 1.72 (2 H), 1.85 (2 H), 2.35 (3 H), 2.55 (4 H), 2.64 (4 H), 2.78 (1 H), 3.06 (1 H), 3.28 (2 H), 3.43 (1 H), 3.53 (2 H), 3.64 (2 H), 4.05 (1 H), 4.25 (1 H), 7.07 (1 H), 7.52 (1 H), 8.03 (1 H), 8.48 (1 H), 9.07 (1 H).	LCMS (ESI+) calcd for C ₂₉ H ₄₀ N ₆ O ₂ (M+H+) 505.32, found: 505.49
ER-890221	 C ₂₉ H ₄₀ N ₆ O ₂	504.7	0.1240	3.82	5-((2S,6R)-2-((4-(4-isobutyrylpiperazin-1-yl)piperidin-1-yl)methyl)-6-methylmorpholino)quinoline-8-carbonitrile	H NMR (400 MHz, CHLOROFORM-d1) δ ppm 1.22 (3 H), 1.57 (2 H), 1.86 (2 H), 2.12 (2 H), 2.31 (1 H), 2.45 (1 H), 2.53 (2 H), 2.64 (4 H), 1.22 (1 H), 3.17 (1 H), 3.33 (4 H), 3.38 (1 H), 3.44 (1 H), 3.76 (1 H), 4.04 (1 H), 4.12 (1 H), 7.22 (1 H), 7.39 (2 H), 7.45 (3 H), 7.62 (1 H), 8.12 (1 H), 8.63 (1 H), 8.96 (1 H).	LCMS (ESI+) calcd for C ₃₂ H ₃₈ N ₆ O ₂ (M+H+) 539.31, found: 539.52
ER-890222	 C ₃₂ H ₃₈ N ₆ O ₂	538.7	0.1130	3.05	5-((2S,6R)-2-((4-(4-benzoylpiperazin-1-yl)piperidin-1-yl)methyl)-6-methylmorpholino)quinoline-8-carbonitrile	H NMR (400 MHz, METHANOL-d4) δ ppm 1.22 (3 H), 1.57 (2 H), 1.86 (2 H), 2.12 (2 H), 2.31 (1 H), 2.45 (1 H), 2.53 (2 H), 2.64 (4 H), 1.22 (1 H), 3.17 (1 H), 3.33 (4 H), 3.38 (1 H), 3.44 (1 H), 3.76 (1 H), 4.04 (1 H), 4.12 (1 H), 7.22 (1 H), 7.39 (2 H), 7.45 (3 H), 7.62 (1 H), 8.12 (1 H), 8.63 (1 H), 8.96 (1 H).	LCMS (ESI+) calcd for C ₃₂ H ₃₈ N ₆ O ₂ (M+H+) 539.31, found: 539.52
ER-890223	 C ₂₆ H ₃₆ N ₆ O	448.6	0.0137	0.181	5-((2R,6S)-2-methyl-6-((4-(4-methylpiperazin-1-yl)piperidin-1-yl)methyl)morpholino)quinoline-8-carbonitrile	H NMR (400 MHz, CHLOROFORM-d1) δ ppm 1.24 (3 H), 1.58 (2 H), 1.83 (2 H), 2.07 (1 H), 2.18 (1 H), 2.36 (4 H), 2.47 (1 H), 2.64 (11 H), 2.95 (1 H), 3.13 (1 H), 3.27 (1 H), 3.41 (1 H), 4.01 (1 H), 4.07 (1 H), 7.06 (1 H), 7.49 (1 H), 8.02 (1 H), 8.44 (1 H), 9.05 (1 H).	LCMS (ESI+) calcd for C ₂₆ H ₃₆ N ₆ O (M+H+) 449.30, found: 449.41

FIG. 6SS

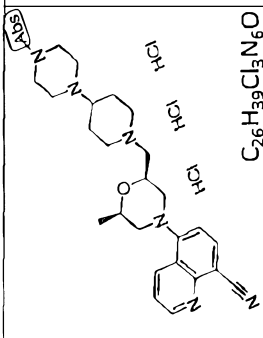
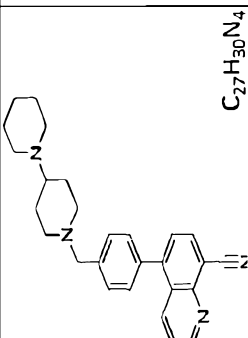
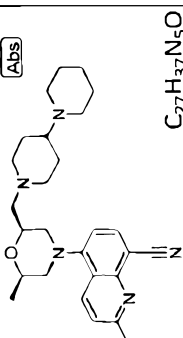
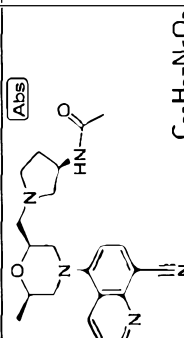
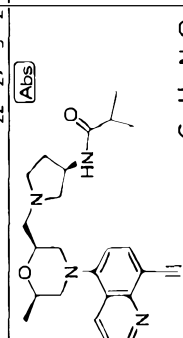
ER-890223	 <chem>C26H39Cl3N6O</chem>	558.0	0.0010	0.083	5-((2R,6S)-2-methyl-6-((4-(4-methylpiperazin-1-yl)methyl)morpholino)quinoline-8-carbonitrile trihydrochloride	¹ H NMR (400 MHz, DMSO- <i>d</i> ₆) δ ppm 1.12 - 1.28 (m, 3 H) 2.09 - 2.43 (m, 4 H) 2.60 - 2.77 (m, 2 H) 2.83 (br. s., 3 H) 2.97 - 3.21 (m, 4 H) 3.23 - 3.53 (m, 8 H) 3.67 (br. s., 4 H) 3.74 - 4.01 (m, 6 H) 4.02 - 4.17 (m, 1 H) 4.48 (t, <i>J</i> =9.08 Hz, 1 H) 7.27 (m, <i>J</i> =8.12 Hz, 1 H) 7.70 (dd, <i>J</i> =8.65, 4.17 Hz, 1 H) 8.29 (m, <i>J</i> =8.12 Hz, 1 H) 8.62 (dd, <i>J</i> =8.55, 1.50 Hz, 1 H) 9.07 (dd, <i>J</i> =4.27, 1.50 Hz, 1 H) 10.70 (br. s., 1 H)	LCMS (ESI+) calcd for C26H36N6O (M+H+) 449.30, found: 449.41
ER-890244	 <chem>C27H30N4</chem>	410.562	0.0225	0.0465	5-((1',4'-bipiperidin)-1'-ylmethyl)phenylquinoline-8-carbonitrile	¹ H NMR (400 MHz, METHANOL- <i>d</i> ₄) δ ppm 1.50 (2 H), 1.65 (6 H), 1.91 (2 H), 2.08 (2 H), 2.44 (1 H), 2.67 (4 H), 3.04 (2 H), 3.61 (2 H), 7.45 (2 H), 7.52 (2 H), 8.26 (1 H), 8.37 (1 H), 9.01 (1 H).	LCMS (ESI+) calcd for C27H30N4 (M+H+) 411.25, found: 411.35
ER-890250	 <chem>C27H37N5O</chem>	447.6	2.0590	0.841	5-((2S,6R)-2-((1',4'-bipiperidin)-1'-ylmethyl)-6-methylmorpholino)-2-methylquinoline-8-carbonitrile	¹ H NMR (400 MHz, DMSO <i>d</i> ₆) δ ppm 1.14 (3 H), 1.35 (4 H), 1.44 (4 H), 1.63 (2 H), 1.94 (3 H), 2.39 (6 H), 2.48 (1 H), 2.55 (1 H), 2.58 (1 H), 2.61 (1 H), 2.71 (3 H), 2.84 (1 H), 3.00 (1 H), 3.98 (2 H), 7.13 (1 H), 7.54 (1 H), 8.17 (1 H), 8.42 (1 H).	LCMS (ESI+) calcd for C27H37N5O (M+H+) 448.30, found: 448.4
ER-890252	 <chem>C22H27N5O2</chem>	393.5	0.0330	> 10.0	N-((R)-1-(((2S,6R)-4-(8-cyanoquinolin-5-yl)-6-methylmorpholin-2-yl)methyl)pyrrolidin-3-yl)acetamide	¹ H NMR (400 MHz, CHLOROFORM- <i>d</i> ₁) δ ppm 1.25 (3 H), 1.80 (1 H), 1.94 (2 H), 1.99 (1 H), 2.35 (1 H), 2.65 (3 H), 2.78 (1 H), 2.84 (1 H), 2.92 (1 H), 3.13 (1 H), 3.27 (2 H), 3.37 (1 H), 4.04 (1 H), 4.22 (1 H), 4.59 (1 H), 6.84 (1 H), 7.05 (1 H), 7.50 (1 H), 7.99 (1 H), 8.43 (1 H), 9.03 (1 H).	LCMS (ESI+) calcd for C22H27N5O2 (M+H+) 394.22, found: 394.22
ER-890253	 <chem>C24H31N5O2</chem>	421.5	0.1610	> 10.0	N-((R)-1-(((2S,6R)-4-(8-cyanoquinolin-5-yl)-6-methylmorpholin-2-yl)methyl)pyrrolidin-3-yl)isobutyramide	¹ H NMR (400 MHz, CHLOROFORM- <i>d</i> ₁) δ ppm 1.09 (6 H), 1.24 (3 H), 1.60 (1 H), 2.28 (2 H), 2.38 (1 H), 2.66 (6 H), 3.01 (1 H), 3.27 (1 H), 3.37 (1 H), 4.03 (2 H), 4.42 (1 H), 6.02 (1 H), 7.05 (1 H), 7.50 (1 H), 7.98 (1 H), 8.43 (1 H), 9.02 (1 H).	LCMS (ESI+) calcd for C24H31N5O2 (M+H+) 422.25, found: 422.31

FIG. 6TT

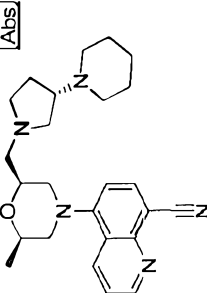
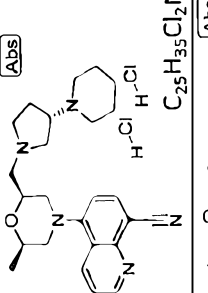
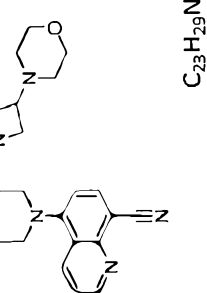
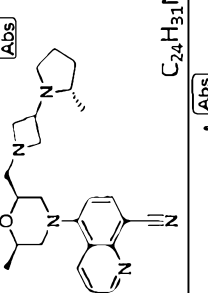
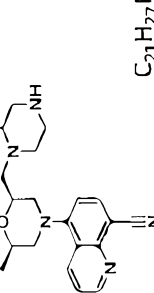
ER-890311	 [Abs] $C_{25}H_{33}N_5O$	419.6	0.1409	> 10.0? 4.736	5-((2R,6S)-2-methyl-6-(((S)-3-(piperidin-1-yl)pyrrolidin-1-yl)methyl)morpholino)quinoline-8-carbonitrile	1H NMR (400 MHz, METHANOL- d_4) δ ppm 1.21 - 1.49 (m, 3 H) 1.66 (br. s., 2 H) 1.75 - 1.89 (m, 2 H) 1.94 (br. s., 1 H) 2.01 - 2.25 (m, 1 H) 2.36 (s, 3 H) 2.55 - 2.78 (m, 2 H) 2.83 - 2.98 (m, 2 H) 3.06 (s, 1 H) 3.19 (d, $J=6.45$ Hz, 3 H) 3.25 - 3.35 (m, 2 H) 3.37 (s, 1 H) 3.39 (s, 1 H) 3.59 - 3.88 (m, 2 H) 3.94 - 4.15 (m, 1 H) 4.18 (br. s., 1 H) 4.81 - 5.07 (m, 4 H) 7.24 (t, $J=7.91$ Hz, 2 H) 7.56 - 7.80 (m, 2 H) 8.08 (s, 1 H) 8.15 (d, $J=7.91$ Hz, 1 H) 8.42 - 8.67 (m, 1 H) 8.83 - 9.10 (m, 1 H)
ER-890311	 [Abs] $C_{25}H_{35}Cl_2N_5O$	492.6	0.0218	6.541	5-((2R,6S)-2-methyl-6-(((S)-3-(piperidin-1-yl)pyrrolidin-1-yl)methyl)morpholino)quinoline-8-carbonitrile dihydrochloride	
ER-890342	 [Abs] $C_{25}H_{35}Cl_2N_5O$	407.5	0.0710	> 2.0	5-((2R,6S)-2-methyl-6-(((3-morpholinoazetidin-1-yl)methyl)morpholino)quinoline-8-carbonitrile	1H NMR (400 MHz, METHANOL- d_4) δ ppm 1.25 (d, $J=6.15$ Hz, 4 H) 2.32 (s, 3 H) 2.38 (br. s., 4 H) 2.62 - 2.74 (m, 2 H) 3.29 - 3.39 (m, 5 H) 3.65 - 3.70 (m, 5 H) 3.99 - 4.09 (m, 3 H) 4.20 - 4.27 (m, 2 H) 4.81 - 4.85 (m, 7 H) 7.16 - 7.24 (m, 2 H) 7.59 - 7.63 (m, 1 H) 7.67 (d, $J=8.20$ Hz, 1 H) 8.12 (d, $J=8.20$ Hz, 1 H) 8.19 (br. s., 1 H) 8.61 (dd, $J=8.50, 1.47$ Hz, 1 H) 8.94 - 8.96 (m, 1 H)
ER-890343	 [Abs] $C_{23}H_{29}N_5O_2$	405.5	0.0082	5.241	5-((2R,6S)-2-methyl-6-(((S)-2-methylpyrrolidin-1-yl)azetidin-1-yl)methyl)morpholino)quinoline-8-carbonitrile	
ER-890344	 [Abs] $C_{24}H_{31}N_5O$	365.5	0.0180	> 2.0	5-((2R,6S)-2-methyl-6-(((S)-2-methylpiperazin-1-yl)methyl)morpholino)quinoline-8-carbonitrile	

FIG. 6UU

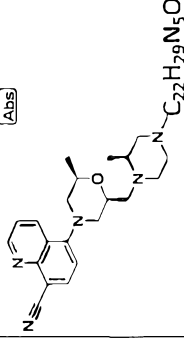
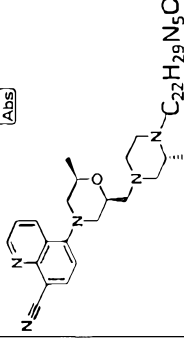
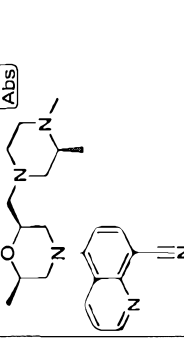
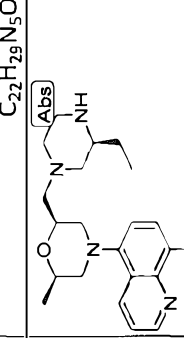
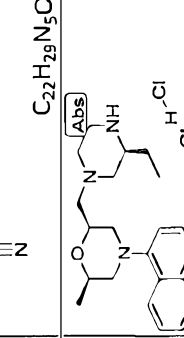
ER-890345	 (Abs) $C_{22}H_{29}N_5O$	379.5	0.0180	> 2.0	5-((2S,6R)-2-(((S)-2,4-dimethylpiperazin-1-yl)methyl)-6-methylmorpholino)quinoline-8-carbonitrile	
ER-890346	 (Abs) $C_{22}H_{29}N_5O$	379.5	0.0240	> 2.0	5-((2S,6R)-2-(((R)-3,4-dimethylpiperazin-1-yl)methyl)-6-methylmorpholino)quinoline-8-carbonitrile	
ER-890831	 (Abs) $C_{22}H_{29}N_5O$	379.5	0.0051	> 10.0	5-((2S,6R)-2-(((S)-3,4-dimethylpiperazin-1-yl)methyl)-6-methylmorpholino)quinoline-8-carbonitrile	¹ H NMR (400 MHz, METHANOL-d ₄) δ ppm 1.05 (3 H, d) 1.17 - 1.22 (3 H, m) 1.89 - 1.98 (1 H, m) 2.27 (4 H, s) 2.30 - 2.37 (2 H, m) 2.39 - 2.46 (1 H, m) 2.46 - 2.67 (3 H, m) 2.72 - 2.81 (1 H, m) 2.82 - 2.97 (2 H, m) 3.26 - 3.40 (2 H, m) 3.92 - 4.05 (1 H, m) 4.07 - 4.18 (1 H, m) 7.09 - 7.19 (1 H, m) 7.50 - 7.59 (1 H, m) 7.99 - 8.08 (1 H, m) 8.49 - 8.61 (1 H, m) 8.84 - 8.99 (1 H, m)
ER-890963	 (Abs) $C_{22}H_{29}N_5O$	379.5	0.0005	> 10.0	5-((2S,6R)-2-(((S)-3-ethylpiperazin-1-yl)methyl)-6-methylmorpholino)quinoline-8-carbonitrile	¹ H NMR (400 MHz, METHANOL-d ₄) δ ppm 0.96 (3 H, t) 1.20 (3 H, d) 1.52 - 1.64 (2 H, m) 2.10 - 2.23 (1 H, m) 2.29 - 2.43 (1 H, m) 2.52 - 2.63 (3 H, m) 2.66 - 2.74 (1 H, m) 3.00 - 3.18 (4 H, m) 3.29 - 3.42 (2 H, m) 3.98 - 4.07 (1 H, m) 4.08 - 4.20 (1 H, m) 7.15 - 7.23 (1 H, m) 7.54 - 7.64 (1 H, m) 8.07 - 8.15 (1 H, m) 8.43 - 8.53 (1 H, m) 8.57 - 8.66 (1 H, m) 8.88 - 8.99 (1 H, m)
ER-890963	 (Abs) $C_{22}H_{31}Cl_2N_5O$	452.4	0.0085	> 10.0	5-((2S,6R)-2-(((S)-3-ethylpiperazin-1-yl)methyl)-6-methylmorpholino)quinoline-8-carbonitrile dihydrochloride	

FIG. 6VV

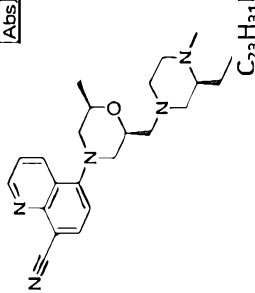
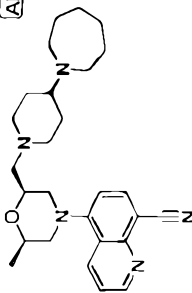
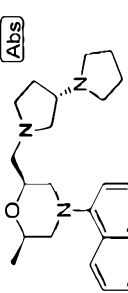
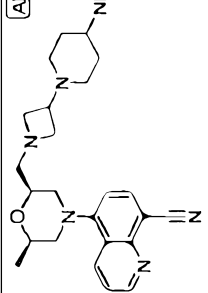
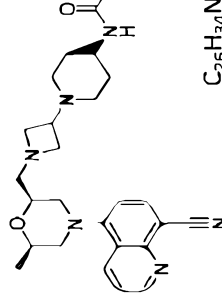
ER-890964	 <chem>CN(C)CCN(C)CCN1CCN(C)CC1c2ccc(C#N)cc2</chem> $C_{23}H_{31}N_5O$	393.5	0.0009	> 10.0	5-((2S,6R)-2-((S)-3-ethyl-4-methylpiperazin-1-yl)methyl)-6-methylmorpholinoquinoline-8-carbonitrile	¹ H NMR (400 MHz, CHLOROFORM- <i>d</i>) δ ppm 0.86 (t, <i>J</i> =7.62 Hz, 2 H) 1.18 - 1.40 (m, 4 H) 1.48 - 1.76 (m, 2 H) 1.82 - 2.10 (m, 2 H) 2.15 (s, 1 H) 2.19 - 2.33 (m, 4 H) 2.44 (dd, <i>J</i> =12.89, 6.45 Hz, 1 H) 2.54 (dd, <i>J</i> =12.89, 5.57 Hz, 1 H) 2.59 - 2.79 (m, 3 H) 2.83 - 3.06 (m, 1 H) 3.26 (dt, <i>J</i> =11.72, 2.05 Hz, 1 H) 3.34 - 3.56 (m, 2 H) 3.89 - 4.13 (m, 2 H) 7.06 (d, <i>J</i> =7.91 Hz, 1 H) 7.24 (s, 1 H) 7.48 (dd, <i>J</i> =8.50, 4.39 Hz, 1 H) 8.02 (d, <i>J</i> =8.20 Hz, 1 H) 8.32 (m, 1 H) 9.05 (dd, <i>J</i> =4.10, 1.76 Hz, 1 H)
ER-891084	 <chem>CN1CCCC1N(C)CCN2CCN(C)CC2c3ccc(C#N)cn3</chem> $C_{27}H_{37}N_5O$	447.6	0.0034	0.0362	5-((2S,6R)-2-((4-(2-methyl-2-(2-methyl-2-oxoethyl)ethyl)piperidin-1-yl)methyl)-6-methylmorpholinoquinoline-8-carbonitrile	¹ H NMR (400 MHz, METHANOL- <i>d</i> ₄) δ ppm 1.16 - 1.31 (m, 3 H) 1.71 (br. s., 4 H) 1.74 - 1.85 (m, 2 H) 1.88 (br. s., 3 H) 2.02 (d, <i>J</i> =9.38 Hz, 2 H) 2.10 - 2.30 (m, 2 H) 2.35 (s, 1 H) 2.45 - 2.74 (m, 4 H) 3.12 - 3.41 (m, 9 H) 3.99 - 4.23 (m, 2 H) 4.87 (s, 4 H) 7.17 - 7.42 (m, 2 H) 7.57 - 7.84 (m, 2 H) 8.13 (d, <i>J</i> =7.91 Hz, 1 H) 8.52 (s, 1 H) 8.57 - 8.79 (m, 2 H) 8.82 - 9.07 (m, 2 H)
ER-891090	 <chem>CN1CCCC1N(C)CCN2CCN(C)CC2c3ccc(C#N)cn3</chem> $C_{27}H_{37}N_5O$	405.5	0.0081	1.262	5-((2S,6R)-2-((S)-[1,3'-bipyrolidin]-1'-ylmethyl)-6-methylmorpholinoquinoline-8-carbonitrile	¹ H NMR (400 MHz, METHANOL- <i>d</i> ₄) δ ppm 1.16 - 1.31 (m, 3 H) 1.71 (br. s., 4 H) 1.74 - 1.85 (m, 2 H) 1.88 (br. s., 3 H) 2.02 (d, <i>J</i> =9.38 Hz, 2 H) 2.10 - 2.30 (m, 2 H) 2.35 (s, 1 H) 2.45 - 2.74 (m, 4 H) 3.12 - 3.41 (m, 9 H) 3.99 - 4.23 (m, 2 H) 4.87 (s, 4 H) 7.17 - 7.42 (m, 2 H) 7.57 - 7.84 (m, 2 H) 8.13 (d, <i>J</i> =7.91 Hz, 1 H) 8.52 (s, 1 H) 8.57 - 8.79 (m, 2 H) 8.82 - 9.07 (m, 2 H)
ER-892253	 <chem>CN1CCCC1N(C)CCN2CCN(C)CC2c3ccc(C#N)cn3</chem> $C_{24}H_{31}N_5O$	420.6	0.0664	> 10.0	5-((2S,6R)-2-((3-(4-aminopiperidin-1-yl)azetidin-1-yl)methyl)-6-methylmorpholinoquinoline-8-carbonitrile	¹ H NMR (400 MHz, METHANOL- <i>d</i> ₄) δ ppm 1.27 (d, <i>J</i> =6.45 Hz, 2 H) 1.57 - 1.77 (m, 2 H) 2.03 (br. s., 3 H) 2.59 - 2.82 (m, 2 H) 2.92 (d, <i>J</i> =9.96 Hz, 2 H) 3.12 (d, <i>J</i> =12.01 Hz, 1 H) 3.25 - 3.49 (m, 5 H) 4.00 - 4.17 (m, 2 H) 4.17 - 4.30 (m, 1 H) 4.34 (d, <i>J</i> =7.03 Hz, 2 H) 7.25 (d, <i>J</i> =7.91 Hz, 1 H) 7.58 - 7.84 (m, 1 H) 8.06 (s, 1 H) 8.15 (d, <i>J</i> =8.20 Hz, 1 H) 8.63 (dd, <i>J</i> =8.50, 1.76 Hz, 1 H) 8.95 - 9.07 (m, 1 H)
ER-892254	 <chem>CN(C)CCN(C)CCN1CCN(C)CC1c2ccc(C#N)cn2</chem> $C_{26}H_{34}N_6O_2$	462.6	0.0696	> 10.0	N-(1-(((2S,6R)-4-(8-cyanoquinolin-5-yl)-6-methylmorpholin-2-yl)methyl)azetidin-3-yl)piperidin-4-ylacetamide	¹ H NMR (400 MHz, METHANOL- <i>d</i> ₄) δ ppm 1.24 (d, <i>J</i> =6.15 Hz, 2 H) 1.35 - 1.58 (m, 2 H) 1.89 (s, 3 H) 1.95 - 2.19 (m, 2 H) 2.51 - 2.76 (m, 2 H) 2.82 (s, 1 H) 2.79 (s, 1 H) 3.22 (br. s., 1 H) 3.29 - 3.48 (m, 3 H) 3.50 - 3.77 (m, 1 H) 3.80 - 4.01 (m, 2 H) 4.01 - 4.12 (m, 1 H) 4.13 - 4.36 (m, 2 H) 7.23 (d, <i>J</i> =7.91 Hz, 1 H) 7.56 - 7.76 (m, 1 H) 8.12 (d, <i>J</i> =8.20 Hz, 1 H) 8.26 (br. s., 1 H) 8.61 (dd, <i>J</i> =8.50, 1.76 Hz, 1 H) 8.95 (dd, <i>J</i> =4.10, 1.47 Hz, 1 H)

FIG 6WW

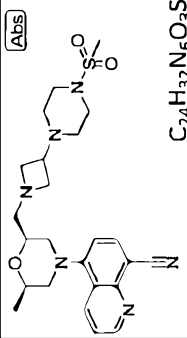
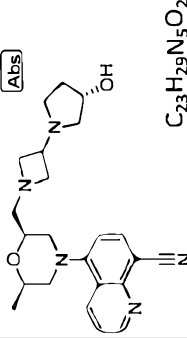
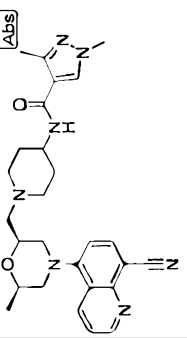
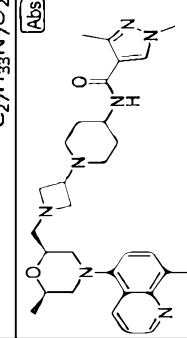
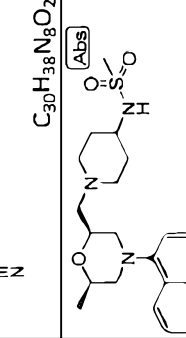
ER-8932256	 <chem>C24H32N6O3S</chem>	484.6	0.3116	> 10.0	5-((2R,6S)-2-methyl-6-((3-(4-(methylsulfonyl)piperazin-1-yl)methyl)morpholino)quinoline-8-carbonitrile	
ER-893881	 <chem>C23H29N5O2</chem>	407.5	0.0055	> 10.0	5-((2S,6R)-2-((3-((S)-3-hydroxypyrrolidin-1-yl)azetidin-1-yl)methyl)-6-methylmorpholino)quinoline-8-carbonitrile	
ER-893926	 <chem>C23H29N5O2</chem>	487.6	0.0123	5.9	N-(1-(((2S,6R)-4-(8-cyanoquinolin-5-yl)-6-methylmorpholin-2-yl)methyl)piperidin-4-yl)-1,3-dimethyl-1H-pyrazole-4-carboxamide	¹ H NMR (400 MHz, METHANOL- <i>d</i> ₄) δ ppm 1.27 (d, <i>J</i> =6.15 Hz, 3 H) 1.76 2.01 (m, 2 H) 2.05 - 2.28 (m, 2 H) 2.36 (s, 3 H) 2.51 - 2.77 (m, 2 H) 3.02 - 3.25 (m, 4 H) 3.29 - 3.47 (m, 2 H) 3.50 3.70 (m, 2 H) 3.75 (s, 1 H) 3.80 (s, 2 H) 3.94 - 4.17 (m, 2 H) 4.41 (br. s., 1 H) 7.23 (d, <i>J</i> 7.91 Hz, 1 H) 7.55 - 7.72 (m, 1 H) 7.94 (s, 1 H) 8.12 (d, <i>J</i> =7.91 Hz, 1 H) 8.24 (s, 2 H) 8.49 - 8.66 (m, 1 H) 8.79 9.07 (m, 1 H)
ER-893927	 <chem>C27H33N7O2</chem>	542.7	0.0910	>10.0	N-(1-(1-(((2S,6R)-4-(8-cyanoquinolin-5-yl)-6-methylmorpholin-2-yl)methyl)azetidin-3-yl)piperidin-4-yl)-1,3-dimethyl-1H-pyrazole-4-carboxamide	¹ H NMR (400 MHz, METHANOL- <i>d</i> ₄) δ ppm 1.25 (d, <i>J</i> =6.15 Hz, 2 H) 1.47 - 1.66 (m, 2 H) 1.96 (s, 1 H) 1.93 (s, 1 H) 2.00 - 2.21 (m, 2 H) 2.35 (s, 3 H) 2.57 - 2.79 (m, 2 H) 2.88 (s, 1 H) 2.85 (s, 1 H) 3.29 - 3.57 (m, 3 H) 3.78 (s, 3 H) 3.86 - 4.04 (m, 2 H) 4.08 (d, <i>J</i> =5.57 Hz, 1 H) 4.21 (br. s., 3 H) 7.23 (d, <i>J</i> =7.91 Hz, 1 H) 7.42 - 7.69 (m, 2 H) 7.76 (d, <i>J</i> =7.62 Hz, 1 H) 7.90 (s, 1 H) 8.13 (d, <i>J</i> =8.20 Hz, 1 H) 8.24 (br. s., 2 H) 8.61 (d, <i>J</i> =8.79 Hz, 2 H) 8.91 - 9.11 (m, 1 H)
ER 893948	 <chem>C22H29N5O3S</chem>	443.6	0.0995	>10.0	N-(1-(((2S,6R)-4-(8-cyanoquinolin-5-yl)-6-methylmorpholin-2-yl)methyl)piperidin-4-yl)methanesulfonamide	¹ H NMR (400 MHz, METHANOL <i>d</i> ₄) δ ppm 1.25 (d, <i>J</i> =6.15 Hz, 3 H) 1.38 (br. s., 1 H) 1.78 (s, 1 H) 1.74 (s, 1 H) 1.83 - 1.96 (m, 1 H) 2.04 (br. s., 1 H) 2.10 (br. s., 2 H) 2.52 - 2.76 (m, 2 H) 2.77 - 2.92 (m, 2 H) 2.92 3.06 (m, 3 H) 3.12 (s, 1 H) 3.29 3.55 (m, 3 H) 4.09 (br. s., 1 H) 4.28 (br. s., 2 H) 4.74 (br. s., 1 H) 4.85 (s, 6 H) 5.46 (s, 1 H) 7.23 (d, <i>J</i> =7.91 Hz, 1 H) 7.61 (dd, <i>J</i> =8.50, 4.10 Hz, 1 H) 8.12 (d, <i>J</i> =7.91 Hz, 1 H) 8.34 (br. s., 2 H) 8.47 - 8.73 (m, 1 H) 8.80 9.00 (m, 1 H)

FIG. 6XX

ER-894149		505.6	0.1130	9.9	N-(1-(((2S,6R)-4-(8-cyanoquinolin-5-yl)-6-methylmorpholin-2-yl)methyl)piperidin-4-yl)benzenesulfonamide	¹ H NMR (400 MHz, METHANOL- <i>d</i> ₄) δ ppm 1.23 (d, <i>J</i> =6.15 Hz, 3 H) 1.58 - 1.85 (m, 2 H) 1.85 - 1.98 (m, 2 H) 2.04 (s, 1 H) 2.54 - 2.72 (m, 2 H) 2.88 (s, 1 H) 3.02 (s, 1 H) 2.98 (s, 1 H) 3.05 - 3.25 (m, 2 H) 3.29 - 3.52 (m, 4 H) 3.96 - 4.16 (m, 1 H) 4.31 (br s., 1 H) 7.21 (d, <i>J</i> =7.91 Hz, 1 H) 7.28 - 7.42 (m, 1 H) 7.51 - 7.69 (m, 3 H) 7.70 - 7.82 (m, 1 H) 7.82 - 7.98 (m, 1 H) 8.11 (d, <i>J</i> =8.20 Hz, 1 H) 8.23 (br s., 1 H) 8.59 (dd, <i>J</i> =8.50, 1.76 Hz, 1 H) 8.89 - 9.11 (m, 1 H)	
ER-894150		523.6	0.1275	>10.0	N-(1-(((2S,6R)-4-(8-cyanoquinolin-5-yl)-6-methylmorpholin-2-yl)methyl)piperidin-4-yl)-4-fluorobenzenesulfonamide	¹ H NMR (400 MHz, METHANOL- <i>d</i> ₄) δ ppm 1.26 (d, <i>J</i> =6.45 Hz, 2 H) 1.64 - 1.90 (m, 2 H) 1.90 - 2.11 (m, 2 H) 2.54 - 2.74 (m, 2 H) 2.90 (br s., 1 H) 2.99 - 3.24 (m, 3 H) 3.25 - 3.53 (m, 4 H) 3.96 - 4.22 (m, 1 H) 4.24 - 4.42 (m, 1 H) 7.06 - 7.17 (m, 1 H) 7.23 (d, <i>J</i> =7.91 Hz, 1 H) 7.26 - 7.45 (m, 1 H) 7.61 (dd, <i>J</i> =8.50, 4.39 Hz, 1 H) 7.73 - 7.88 (m, 1 H) 7.89 - 8.03 (m, 1 H) 8.13 (d, <i>J</i> =7.91 Hz, 1 H) 8.23 (br s., 1 H) 8.62 (dd, <i>J</i> =8.79, 1.47 Hz, 1 H) 8.93 - 9.11 (m, 1 H)	
ER-894151		337.4	0.0052	11.46	5-((2S,6R) 2 ((3 aminoazetidin-1-yl)methyl)-6-methylmorpholino)quinoline-8-carbonitrile	¹ H NMR (400 MHz, METHANOL- <i>d</i> ₄) δ ppm 1.08 - 1.30 (m, 4 H) 2.56 - 2.82 (m, 3 H) 2.83 - 3.00 (m, 2 H) 3.00 - 3.19 (m, 1 H) 3.21 - 3.43 (m, 5 H) 3.44 - 3.59 (m, 2 H) 3.59 - 3.78 (m, 1 H) 3.79 - 3.99 (m, 2 H) 4.00 - 4.11 (m, 2 H) 4.14 (br s., 1 H) 4.52 - 4.67 (m, 1 H) 4.75 - 4.90 (m, 5 H) 7.17 - 7.31 (m, 1 H) 7.44 - 7.68 (m, 2 H) 8.07 (s, 1 H) 8.15 (d, <i>J</i> =8.20 Hz, 1 H) 8.41 (s, 2 H) 8.51 - 8.80 (m, 2 H) 8.81 - 9.04 (m, 1 H)	
ER 894152		379.5	0.0740	>10.0	N-(1-(((2S,6R)-4-(8-cyanoquinolin-5-yl)-6-methylmorpholin-2-yl)methyl)azetidin-3-yl)acetamide	¹ H NMR (400 MHz, METHANOL- <i>d</i> ₄) δ ppm 1.03 - 1.30 (m, 3 H) 1.94 (s, 2 H) 2.57 - 2.79 (m, 2 H) 3.00 - 3.25 (m, 2 H) 3.29 - 3.57 (m, 2 H) 3.79 (br s., 2 H) 4.05 (br s., 1 H) 4.17 (d, <i>J</i> =8.79 Hz, 2 H) 4.49 (s, 1 H) 4.47 (s, 1 H) 7.22 (d, <i>J</i> =8.20 Hz, 1 H) 7.55 - 7.80 (m, 1 H) 8.12 (d, <i>J</i> =7.91 Hz, 1 H) 8.39 (br s., 1 H) 8.60 (d, <i>J</i> =8.50 Hz, 2 H) 8.95 (d, <i>J</i> =2.64 Hz, 1 H)	
ER 894153		459.5	0.1210	>10.0	N-(1-(((2S,6R)-4-(8-cyanoquinolin-5-yl)-6-methylmorpholin-2-yl)methyl)azetidin-3-yl)-4-fluorobenzenesulfonamide		

FIG. 6YY

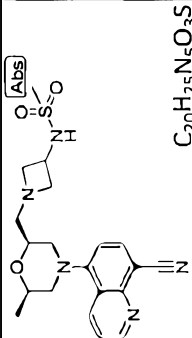
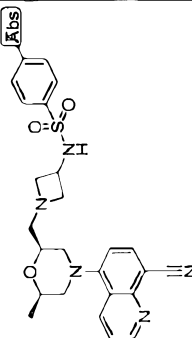
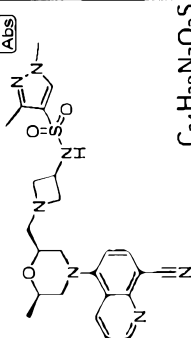
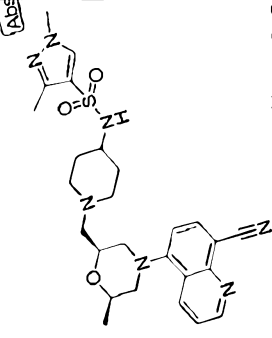
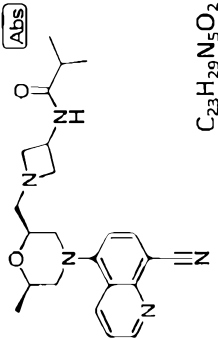
ER 894154		415.5	0.1710	>10.0	N-(1-(((2S,6R)-4-(8-cyanoquinolin-5-yl)-6-methylmorpholin-2-yl)methyl)azetidin-3-yl)methanesulfonamide	¹ H NMR (400 MHz, METHANOL- <i>d</i> ₄) δ ppm 1.27 (d, <i>J</i> =6.15 Hz, 3 H) 2.52 - 2.78 (m, 2 H) 2.96 (s, 2 H) 3.01 - 3.21 (m, 2 H) 3.23 - 3.42 (m, 4 H) 3.55 - 3.77 (m, 2 H) 3.91 - 4.17 (m, 2 H) 4.17 - 4.40 (m, 3 H) 4.88 (s, 3 H) 7.25 (d, <i>J</i> =7.91 Hz, 1 H) 7.57 - 7.84 (m, 1 H) 8.15 (d, <i>J</i> =7.91 Hz, 1 H) 8.30 (br. s., 1 H) 8.64 (dd, <i>J</i> =8.50, 1.76 Hz, 1 H) 8.93 - 9.17 (m, 1 H)
ER 894155		495.6	0.2820	>10.0	N-(1-(((2S,6R)-4-(8-cyanoquinolin-5-yl)-6-methylmorpholin-2-yl)methyl)azetidin-3-yl)-4-fluorobenzenesulfonamide	¹ H NMR (400 MHz, METHANOL- <i>d</i> ₄) δ ppm 1.09 - 1.33 (m, 2 H) 1.44 (s, 1 H) 2.02 (s, 1 H) 2.54 - 2.76 (m, 1 H) 2.95 - 3.23 (m, 1 H) 3.23 - 3.50 (m, 2 H) 3.62 - 3.80 (m, 1 H) 3.97 - 4.24 (m, 3 H) 6.94 - 7.16 (m, 1 H) 7.20 (d, <i>J</i> =8.20 Hz, 1 H) 7.26 - 7.46 (m, 1 H) 7.60 (dd, <i>J</i> =8.50, 4.39 Hz, 1 H) 7.73 - 8.01 (m, 1 H) 8.11 (d, <i>J</i> =7.91 Hz, 1 H) 8.23 (br. s., 1 H) 8.50 - 8.65 (m, 1 H) 8.95 (dd, <i>J</i> =4.39, 1.76 Hz, 1 H)
ER-894159		495.6	0.1780	>10.0	N-(1-(((2S,6R)-4-(8-cyanoquinolin-5-yl)-6-methylmorpholin-2-yl)methyl)azetidin-3-yl)-1,3-dimethyl-1H-pyrazole-4-sulfonamide	¹ H NMR (400 MHz, METHANOL- <i>d</i> ₄) δ ppm 1.20 (d, <i>J</i> =6.45 Hz, 3 H) 2.32 (s, 3 H) 2.45 (s, 1 H) 2.52 - 2.71 (m, 2 H) 2.93 - 3.14 (m, 2 H) 3.29 - 3.46 (m, 2 H) 3.60 (br. s., 2 H) 3.69 - 3.89 (m, 3 H) 3.91 - 4.12 (m, 4 H) 7.20 (d, <i>J</i> =8.20 Hz, 1 H) 7.46 - 7.69 (m, 1 H) 7.98 (s, 1 H) 8.10 (d, <i>J</i> =8.20 Hz, 1 H) 8.26 (br. s., 2 H) 8.43 - 8.63 (m, 1 H) 8.77 - 8.97 (m, 1 H)
ER-894160		523.7	0.1990	>10.0	N-(1-(((2S,6R)-4-(8-cyanoquinolin-5-yl)-6-methylmorpholin-2-yl)methyl)piperidin-4-yl)-1,3-dimethyl-1H-pyrazole-4-sulfonamide	¹ H NMR (400 MHz, METHANOL- <i>d</i> ₄) δ ppm 1.14 - 1.41 (m, 4 H) 1.73 - 1.95 (m, 2 H) 1.95 - 2.17 (m, 3 H) 2.20 - 2.37 (m, 4 H) 2.44 (d, <i>J</i> =18.75 Hz, 1 H) 2.59 - 2.79 (m, 3 H) 2.97 (s, 1 H) 3.06 - 3.25 (m, 4 H) 3.29 - 3.44 (m, 3 H) 3.50 (br. s., 2 H) 3.57 - 3.75 (m, 3 H) 3.77 - 3.88 (m, 3 H) 3.94 (s, 1 H) 3.98 - 4.23 (m, 2 H) 4.24 - 4.45 (m, 2 H) 7.22 (d, <i>J</i> =7.91 Hz, 1 H) 7.60 (dd, <i>J</i> =8.50, 4.39 Hz, 2 H) 7.68 (s, 1 H) 7.83 - 8.02 (m, 1 H) 8.08 - 8.25 (m, 2 H) 8.37 (s, 1 H) 8.49 - 8.78 (m, 2 H) 8.95 (dd, <i>J</i> =4.39, 1.76 Hz, 1 H)
ER 894206		407.5	0.0197	>10.0	N-(1-(((2S,6R)-4-(8-cyanoquinolin-5-yl)-6-methylmorpholin-2-yl)methyl)azetidin-3-yl)isobutyramide	

FIG. 6ZZ

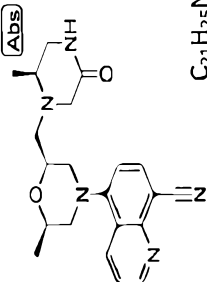
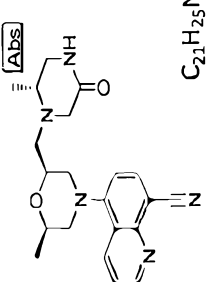
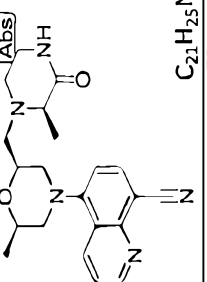
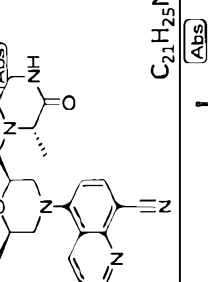
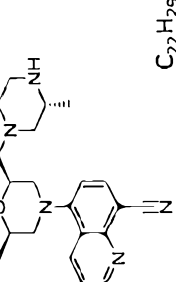
ER 894472	 C ₂₁ H ₂₅ N ₅ O ₂	379.5	0.1210	>10.0	5-((2R,6S)-2-methyl-6-(((S)-2-methyl-5-oxopiperazin-1-yl)methyl)morpholino)quinoline-8-carbonitrile	
ER 894473	 C ₂₁ H ₂₅ N ₅ O ₂	379.5	0.4060	>10.0	5-((2R,6S)-2-methyl-6-(((R)-2-methyl-5-oxopiperazin-1-yl)methyl)morpholino)quinoline-8-carbonitrile	
ER-894483	 C ₂₁ H ₂₅ N ₅ O ₂	379.5	0.1350	>10.0	5-((2R,6S)-2-methyl-6-(((R)-2-methyl-3-oxopiperazin-1-yl)methyl)morpholino)quinoline-8-carbonitrile	¹ H NMR (CD ₃ OD) δ ppm 8.93 (dd, 1H), 8.61 (dd, 1H), 8.10 (d, 1H), 7.60 (dd, 1H), 7.20 (d, 1H), 4.05 (m, 2H), 3.39-3.07 (overlapping multiplets, 6H), 2.28-2.57 (overlapping multiplets 5H), 1.32 (d, 3H), 1.21 (d, 3H) LCMS (ESI+) calcd. for: C ₂₁ H ₂₅ N ₅ O ₂ (M+H ⁺): 380.2, found 380.2
ER-894484	 C ₂₁ H ₂₅ N ₅ O ₂	379.5	0.1470	>10.0	5-((2R,6S)-2-methyl-6-(((S)-2-methyl-3-oxopiperazin-1-yl)methyl)morpholino)quinoline-8-carbonitrile	¹ H NMR (CD ₃ OD) δ ppm 8.92 (dd, 1H), 8.59 (dd, 1H), 8.10 (d, 1H), 7.59 (dd, 1H), 7.20 (d, 1H), 4.13-4.01 (m, 2H), 3.45-3.13 (overlapping m, 6H), 2.28 2.57 (overlapping multiplets 5H), 1.30 (d, 3H), 1.21 (d, 3H) LCMS (ESI+) calcd. for: C ₂₁ H ₂₅ N ₅ O ₂ (M+H ⁺): 380.2, found 380.2
ER-894504	 C ₂₂ H ₂₉ N ₅ O	393.5	0.0170	>10.0	5-((2R,6S)-2-methyl-6-((2,4,5-trimethylpiperazin-1-yl)methyl)morpholino)quinoline-8-carbonitrile	¹ H NMR (CD ₃ OD) δ ppm 8.92 (dd, 1H), 8.58 (m, 1H), 8.07 (d, 1H), 7.58 (m, 1H), 7.17 (m, 1H), 4.11 (m, 1H), 4.02 (m, 1H), 3.40 (m, 1H), 3.31 (m, 1H), 3.27 (m, 1H), 3.00-2.77 (overlapping multiplets (2H, 2.72-2.54 (overlapping multiplets, 2H), 2.44-2.32 (m, 1H), 2.24 (d, 3H), 2.20 (m, 2H) 2.04 (m, 2H), 1.20 (m, 3H), 1.03 (m, 6H) LCMS (ESI+) calcd. for: C ₂₃ H ₃₁ N ₅ O (M+H ⁺): 394.3, found 394.3

FIG. 6AAA

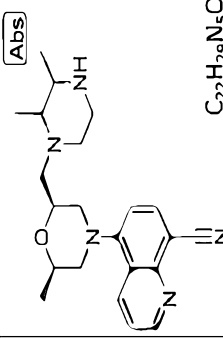
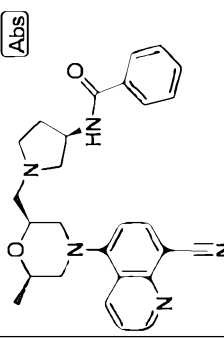
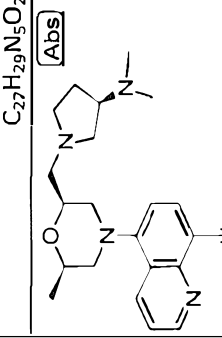
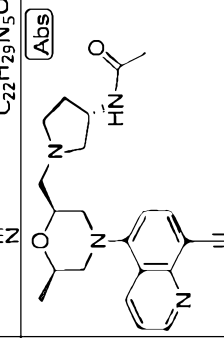
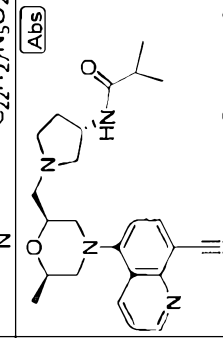
ER-894505	 [Abs] C ₂₂ H ₂₉ N ₅ O	393.5	0.0040	>10.0	5-((2R,6S)-2-methyl-6-((2,3,4-trimethylpiperazin-1-yl)methyl)morpholino)quinoline-8-carbonitrile	¹ H NMR (CD ₃ OD) δ ppm 8.93 (dd, 1H), 8.59 (m, 1H), 8.10 (d, 1H), 7.59 (m, 1H), 7.20 (dd, 1H), 4.13-4.01 (m, 2H), 3.45-3.31 (overlapping m, 4H), 3.04-2.572.35 (overlapping multiplets 4H), 2.26 (s, 3H), 2.20 (m, 1H), 1.80 (m, 1H), 1.20 (m, 3H), 1.21 (m, 6H)	LCMS (ESI+) calcd. for: C ₂₃ H ₃₁ N ₅ O (M+H+): 394.3, found 394.4
ER-894544	 [Abs] C ₂₂ H ₂₉ N ₅ O ₂	455.6	0.0430	6.2	N-((R)-1-((2S,6R)-4-(8-cyanoquinolin-5-yl)-6-methylmorpholin-2-yl)methyl)pyrrolidin-3-yl)benzamide	¹ H NMR (400 MHz, CHLOROFORM-d ₁) δ ppm 1.26 (3H), 2.37 (2H), 2.70 (6H), 3.07 (1H), 3.28 (1H), 3.39 (1H), 3.46 (1H), 4.04 (2H), 4.66 (1H), 6.70 (1H), 7.07 (1H), 7.39 (2H), 7.49 (2H), 7.75 (2H), 8.04 (1H), 8.45 (1H), 9.03 (1H).	LCMS (ESI+) calcd. for C ₂₇ H ₂₉ N ₅ O ₂ (M+H+) 456.24, found 456.39
ER-894545	 [Abs] C ₂₂ H ₂₉ N ₅ O ₂	379.5	0.0050	>10.0	5-((2S,6R)-2-(((R)-3-(dimethylamino)pyrrolidin-1-yl)methyl)-6-methylmorpholino)quinoline-8-carbonitrile	¹ H NMR (400 MHz, METHANOL-d ₄) δ ppm 1.25 (3H), 1.91 (1H), 2.18 (1H), 2.57 (6H), 2.65 (1H), 2.75 (2H), 2.85 (1H), 2.97 (1H), 3.35 (2H), 3.4 (3H), 4.11 (2H), 7.23 (1H), 7.63 (1H), 8.14 (1H), 8.52 (1H), 8.64 (1H), 8.97 (1H).	LCMS (ESI+) calcd. for C ₂₂ H ₂₉ N ₅ O (M+H+) 380.24, found 380.25
ER-894546	 [Abs] C ₂₂ H ₂₉ N ₅ O ₂	393.5	0.0222	>10.0	N-((S)-1-((2S,6R)-4-(8-cyanoquinolin-5-yl)-6-methylmorpholin-2-yl)methyl)pyrrolidin-3-yl)acetamide	¹ H NMR (400 MHz, CHLOROFORM-d ₁) δ ppm 1.25 (3H), 1.80 (1H), 1.94 (2H), 1.99 (1H), 2.35 (1H), 2.65 (3H), 2.78 (1H), 2.84 (1H), 2.92 (1H), 3.13 (1H), 3.27 (2H), 3.37 (1H), 4.04 (1H), 4.22 (1H), 4.59 (1H), 6.84 (1H), 7.05 (1H), 7.50 (1H), 7.99 (1H), 8.43 (1H), 9.03 (1H).	LCMS (ESI+) calcd. for C ₂₂ H ₂₇ N ₅ O ₂ (M+H+) 394.22, found 394.27
ER-894547	 [Abs] C ₂₄ H ₃₁ N ₅ O ₂	421.5	0.0272	>10.0	N-((S)-1-((2S,6R)-4-(8-cyanoquinolin-5-yl)-6-methylmorpholin-2-yl)methyl)pyrrolidin-3-yl)isobutyramide	¹ H NMR (400 MHz, CHLOROFORM-d ₁) δ ppm 1.09 (6H), 1.24 (3H), 1.60 (1H), 2.28 (2H), 2.38 (1H), 2.66 (6H), 3.01 (1H), 3.27 (1H), 3.37 (1H), 4.03 (2H), 4.42 (1H), 6.02 (1H), 7.05 (1H), 7.50 (1H), 7.98 (1H), 8.43 (1H), 9.02 (1H).	LCMS (ESI+) calcd. for C ₂₄ H ₃₁ N ₅ O ₂ (M+H+) 422.25, found 422.28

FIG. 6BBB

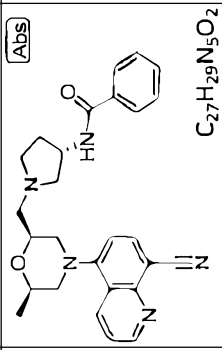
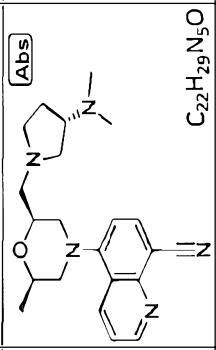
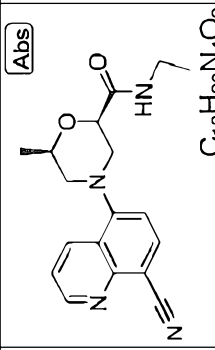
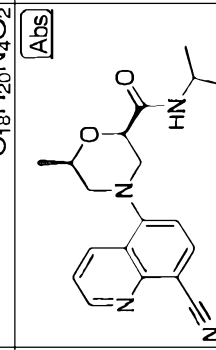
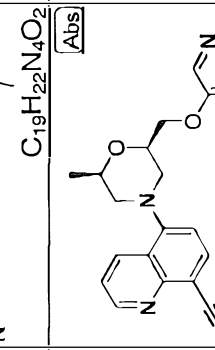
ER-894548	 C ₂₇ H ₂₉ N ₅ O ₂	455.6	0.0213	4.33	N-((S)-1-((2S,6R)-4-(8-cyanoquinolin-5-yl)-6-methylmorpholin-2-yl)methyl)pyrrolidin-3-yl)benzamide	¹ H NMR (400 MHz, CHLOROFORM-d) δ ppm 1.26 (3 H), 2.37 (2 H), 2.70 (6 H), 3.07 (1 H), 3.28 (1 H), 3.39 (1 H), 3.46 (1 H), 4.04 (2 H), 4.66 (1 H), 6.70 (1 H), 7.07 (1 H), 7.39 (2 H), 7.49 (2 H), 7.75 (2 H), 8.04 (1 H), 8.45 (1 H), 9.03 (1 H).	LCMS (ESI+) calcd for C ₂₇ H ₂₉ N ₅ O ₂ (M+H+): 456.24, found 456.18
ER-894549	 C ₂₂ H ₂₉ N ₅ O	379.5	0.0044	3.9	5-((2S,6R)-2-(((S)-3-(dimethylamino)pyrrolidin-1-yl)methyl)-6-methylmorpholino)quinoline-8-carbonitrile	¹ H NMR (400 MHz, METHANOL-d ₄) δ ppm 1.25 (3 H), 1.91 (1 H), 2.18 (1 H), 2.57 (6 H), 2.65 (1 H), 2.75 (2 H), 2.85 (1 H), 2.97 (1 H), 3.35 (2 H), 3.4 (3 H), 4.11 (2 H), 7.23 (1 H), 7.63 (1 H), 8.14 (1 H), 8.52 (1 H), 8.64 (1 H), 8.97 (1 H).	LCMS (ESI+) calcd for C ₂₂ H ₂₉ N ₅ O (M+H+): 380.24, found 380.26
ER-894550	 C ₂₂ H ₂₉ N ₅ O	324.38	0.0347	> 10.0	(2R,6R)-4-(8-cyanoquinolin-5-yl)-N-ethyl-6-methylmorpholine-2-carboxamide	¹ H NMR (400 MHz, METHANOL-d ₄) δ ppm 1.10 (2 H), 1.29 (3 H), 2.71 (2 H), 3.23 (3 H), 3.35 (1 H), 3.67 (1 H), 4.11 (1 H), 4.42 (1 H), 7.23 (1 H), 7.62 (1 H), 8.12 (1 H), 8.64 (1 H), 8.95 (1 H).	LCMS (ESI+) calcd for C ₁₈ H ₂₀ N ₄ O ₂ (M+H+): 325.16; Found: 325.27
ER-894551	 C ₁₉ H ₂₂ N ₄ O ₂	338.41	0.0350	> 10.0	(2R,6R)-4-(8-cyanoquinolin-5-yl)-N-isopropyl-6-methylmorpholine-2-carboxamide	¹ H NMR (400 MHz, METHANOL-d ₄) δ ppm 1.15 (6 H), 1.3 (3 H), 2.71 (2 H), 3.35 (1 H), 3.65 (1 H), 4.07 (2 H), 4.40 (1 H), 7.22 (1 H), 7.47 (1 H), 7.61 (1 H), 8.10 (1 H), 8.62 (1 H), 8.94 (1 H).	LCMS (ESI+) calcd for C ₁₉ H ₂₂ N ₄ O ₂ (M+H+): 339.18; Found: 339.17
ER-894552	 C ₂₀ H ₁₉ N ₅ O ₂	361.4	0.1010	> 10.0	5-((2R,6R)-2-methyl-6-((pyrazin-2-yl)methyl)morpholino)quinoline-8-carbonitrile	¹ H NMR (400 MHz, CDCl ₃) δ ppm 1.31 (3 H), 2.73 (1 H), 2.93 (1 H), 3.33 (1 H), 3.46 (1 H), 4.13 (1 H), 4.34 (1 H), 4.43 (1 H), 4.52 (1 H), 7.13 (1 H), 7.54 (1 H), 8.07 (1 H), 8.09 (1 H), 8.16 (1 H), 8.30 (1 H), 8.49 (1 H), 9.09 (1 H).	LCMS (ESI+) calcd for C ₂₀ H ₁₉ N ₅ O ₂ (M+H+): 362.4, found 362.3

FIG. 6CCC

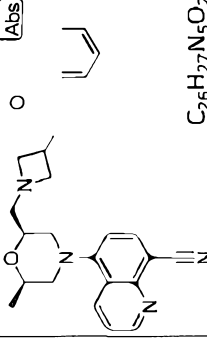
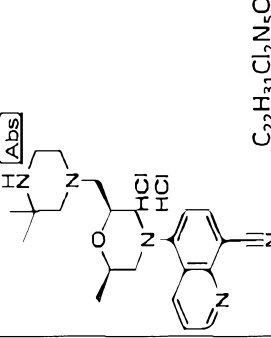
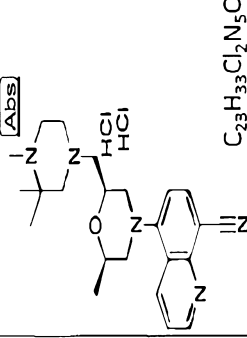
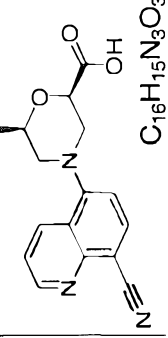
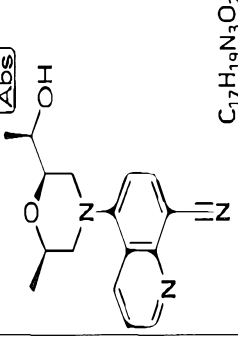
ER-894594	 <chem>C22H27N5O2</chem>	441.5	0.0690	>10.0	N-(1-((2S,6R)-4-(8-cyanoquinolin-5-yl)-6-methylmorpholin-2-yl)methyl)azetidin-3-yl)benzamide		
ER-894655	 <chem>C22H31Cl2N5O</chem>	452.4	0.0010	14.72	5-((2S,6R)-2-((3,3-dimethylpiperazin-1-yl)methyl)-6-methylmorpholino)quinoline-8-carbonitrile dihydrochloride		
ER-894656	 <chem>C23H33Cl2N5O</chem>	466.5	0.0008	10.63	5-((2R,6S)-2-methyl-6-((3,3,4-trimethylpiperazin-1-yl)methyl)morpholino)quinoline-8-carbonitrile dihydrochloride		1H NMR (DMSO-d6) δ PPM 9.007 (m, 1H), 8.569 (m, 1H), 8.22 (d, 1H), 7.64 (dd, 1H), 7.19 (m, 1H), 4.13 (br s, 8H), 3.39 (m, 1H), 2.62 (m, 2H), 2.45 (s, 3H), 1.35 (br s, 6H), 1.14 (d, 3H)
ER-895194	 <chem>C16H15N3O3</chem>	297.30	> 10.0	> 10.0	5-((2R,6R)-2-formyl-6-methylmorpholino)quinoline-8-carbonitrile		1H NMR (400 MHz, CDCl3-d) δ ppm 1.34 (3 H, d) 2.71 - 2.77 (1 H, m) 2.85 - 2.91 (1 H, m) 3.24 (1 H, d) 3.74 (1 H, d) 4.04 - 4.09 (1 H, m) 4.50 (1 H, d) 7.08 (1 H, d) 7.53 (1 H, d) 8.01 (1 H, d) 8.51 (1 H, d) 9.05 (1 H, s)
ER-895200	 <chem>C17H19N3O2</chem>	297.4	0.1772	> 10.0	5-((2R,6R)-2-((R)-1-hydroxyethyl)-6-methylmorpholino)quinoline-8-carbonitrile		1H NMR (400 MHz, CHLOROFORM-d) δ ppm 1.21 - 1.28 (m, 9 H) 1.59 (br s, 4 H) 2.04 (br s, 1 H) 2.58 - 2.65 (m, 1 H) 2.84 - 2.91 (m, 1 H) 3.28 (s, 1 H) 3.25 (s, 1 H) 3.38 (s, 1 H) 3.35 (s, 1 H) 3.78 (d, J=10.55 Hz, 1 H) 3.94 (br s, 1 H) 4.04 (d, J=6.45 Hz, 1 H) 7.08 (d, J=7.91 Hz, 1 H) 7.24 (s, 1 H) 7.49 (dd, J=8.79, 4.10 Hz, 1 H) 8.02 (d, J=7.91 Hz, 1 H) 8.43 (d, J=8.50 Hz, 1 H) 9.05 (d, J=2.64 Hz, 1 H)

FIG. 6DDD

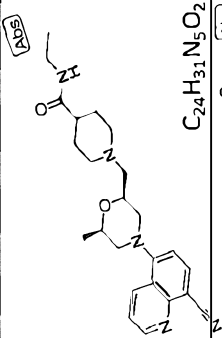
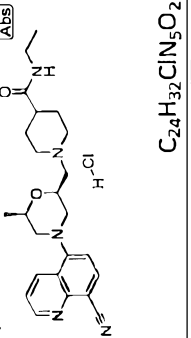
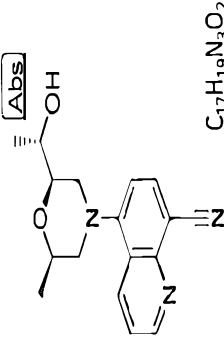
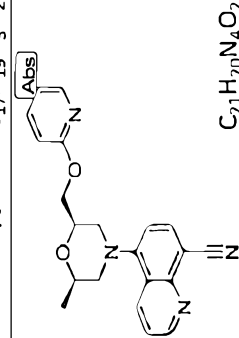
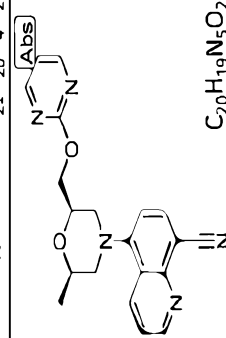
ER-895204		421.5	0.0017	> 10.0	1-(((2S,6R)-4-(8-cyanoquinolin-5-yl)-6-methylmorpholin-2-yl)methyl)-N-ethylpiperidine-4-carboxamide	¹ H NMR (400 MHz, METHANOL <i>d</i> ₄) δ ppm 1.00 (m, 2 H) 1.26 (d, <i>J</i> =6.15 Hz, 3 H) 1.96 (br. s., 3 H) 2.32 (s, 2 H) 2.42 (br. s., 1 H) 2.53 - 2.82 (m, 2 H) 2.93 (br. s., 2 H) 3.03 (s, 3 H) 3.39 (s, 1 H) 3.36 (s, 1 H) 3.57 (s, 1 H) 3.55 (s, 1 H) 4.11 (br. s., 1 H) 4.35 (br. s., 1 H) 4.89 (br. s., 1 H) 7.13 (m, 2 H) 7.41 (m, 2 H) 7.56 - 7.72 (m, 2 H) 8.12 (d, <i>J</i> =7.91 Hz, 1 H) 8.34 (br. s., 1 H) 8.48 (m, 1 H) 8.95 (dd, <i>J</i> =4.10, 1.76 Hz, 1 H)	
ER-895204		458.0	0.0270	> 10.0	1-(((2S,6R)-4-(8-cyanoquinolin-5-yl)-6-methylmorpholin-2-yl)methyl)-N-ethylpiperidine-4-carboxamide hydrochloride		
ER-895310		297.4	0.3940	> 10.0	5-((2R,6R)-2-((S)-1-hydroxyethyl)-6-methylmorpholino)quinoline-8-carbonitrile		
ER-895324		360.4	0.0280	> 10.0	5-((2R,6R)-2-methyl-6-((pyridin-2-yloxy)methyl)morpholino)quinoline-8-carbonitrile	¹ H NMR (400 MHz, CDCl ₃ - <i>d</i>) δ ppm 1.29 (3 H, d) 2.63 - 2.75 (1 H, m) 2.80 - 2.94 (1 H, m) 3.22 - 3.36 (1 H, m) 3.40 - 3.50 (1 H, m) 4.01 - 4.14 (1 H, m) 4.27 - 4.40 (2 H, m) 4.44 - 4.56 (1 H, m) 6.73 - 6.80 (1 H, m) 6.83 - 6.91 (1 H, m) 7.08 (1 H, d) 7.41 - 7.52 (1 H, m) 7.53 - 7.61 (1 H, m) 7.98 - 8.06 (1 H, m) 8.08 - 8.16 (1 H, m) 8.39 - 8.53 (1 H, m) 8.99 - 9.11 (1 H, m)	LCMS (ESI+) calcd for C ₂₁ H ₂₀ N ₄ O ₂ (M+H ⁺) 361.4, found 361.5
ER-895325		361.4	0.0345	5.351	5-((2R,6R)-2-methyl-6-((pyrimidin-2-yloxy)methyl)morpholino)quinoline-8-carbonitrile	¹ H NMR (400 MHz, CDCl ₃ - <i>d</i>) δ ppm 1.19 - 1.33 (3 H, d) 2.65 - 2.74 (1 H, m) 2.89 - 2.99 (1 H, m) 3.26 - 3.33 (1 H, m) 3.45 - 3.52 (1 H, m) 4.04 - 4.13 (1 H, m) 4.30 - 4.37 (1 H, m) 4.37 - 4.44 (1 H, m) 4.48 - 4.59 (1 H, m) 6.88 - 7.00 (1 H, m) 7.05 - 7.15 (1 H, m) 7.45 - 7.54 (1 H, m) 7.97 - 8.08 (1 H, m) 8.42 - 8.57 (3 H, m) 8.99 - 9.12 (1 H, m)	LCMS (ESI+) calcd for C ₂₀ H ₁₉ N ₅ O ₂ (M+H ⁺) 362.4, found 362.0

FIG. 6EEE

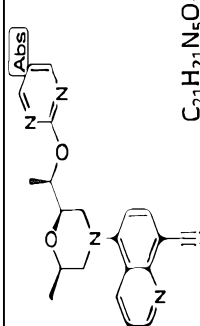
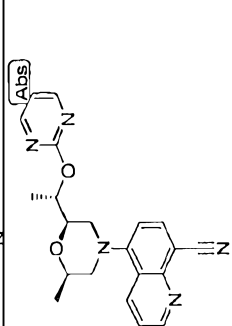
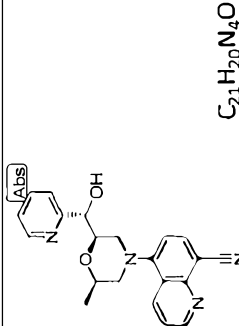
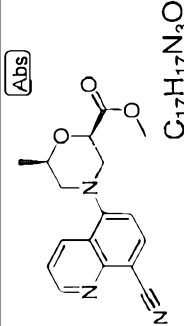
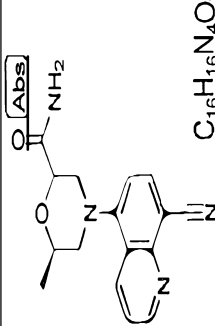
ER-895326		375.4	0.0380	> 10.0	5-((2R,6R)-2-methyl-6-((R)-1-(pyrimidin-2-yloxy)ethyl)morpholino)quinoline-8-carbonitrile	¹ H NMR (400 MHz, CDCl ₃) δ ppm 1.25 (3 H, d) 1.46 (3 H, d) 2.61 - 2.70 (1 H, m) 2.74 - 2.89 (1 H, m) 3.18 - 3.31 (1 H, m) 3.47 - 3.59 (1 H, m) 3.95 - 4.11 (2 H, m) 5.16 - 5.31 (1 H, m) 6.85 - 6.95 (1 H, m) 7.00 - 7.12 (1 H, m) 7.45 - 7.56 (1 H, m) 7.94 - 8.06 (1 H, m) 8.41 - 8.52 (3 H, m) 8.98 - 9.09 (1 H, m)	LCMS (ESI+) calcd for C ₂₁ H ₂₁ N ₅ O ₂ (M+H ⁺): 376.4, found 376.4
ER-895327		375.4	0.1750	> 10.0	5-((2R,6R)-2-methyl-6-((S)-1-(pyrimidin-2-yloxy)ethyl)morpholino)quinoline-8-carbonitrile	¹ H NMR (400 MHz, CHLOROFORM-d) δ ppm 0.84 - 0.88 (m, 1 H) 1.24 (d, J=6.15 Hz, 4 H) 1.43 (d, J=6.45 Hz, 4 H) 1.59 (s, 6 H) 2.62 - 2.69 (m, 1 H) 2.93 - 3.00 (m, 1 H) 3.27 (d, J=11.72 Hz, 1 H) 3.37 (d, J=11.43 Hz, 1 H) 4.00 - 4.07 (m, 1 H) 4.11 - 4.16 (m, 1 H) 5.34 - 5.40 (m, 1 H) 6.90 - 6.93 (m, 1 H) 7.07 (d, J=7.91 Hz, 1 H) 7.24 (s, 2 H) 7.48 (dd, J=8.50, 4.10 Hz, 1 H) 8.01 (d, J=7.91 Hz, 1 H) 8.40 - 8.44 (m, 1 H) 8.49 (d, J=4.98 Hz, 2 H) 9.03 - 9.06 (m, 1 H)	
ER-895412		360.4	0.0961	> 10.0	5-((2R,6R)-2-((S)-hydroxy(pyridin-2-yl)methyl)morpholino)quinoline-8-carbonitrile	¹ H NMR (400 MHz, METHANOL-d ₄) δ ppm 1.10 - 1.20 (3 H, m) 2.59 - 2.70 (1 H, m) 2.81 - 2.91 (1 H, m) 3.37 - 3.45 (1 H, m) 3.93 - 4.03 (1 H, m) 4.16 - 4.28 (1 H, m) 4.56 - 4.62 (1 H, m) 4.70 - 4.78 (1 H, m) 7.13 - 7.22 (1 H, m) 7.25 - 7.34 (1 H, m) 7.49 - 7.59 (2 H, m) 7.75 - 7.85 (1 H, m) 8.03 - 8.14 (1 H, m) 8.44 - 8.57 (2 H, m) 8.86 - 8.94 (1 H, m)	LCMS (ESI+) calcd for C ₂₁ H ₂₀ N ₄ O ₂ (M+H ⁺): 361.4, found 361.4
ER-895415		311.34	0.2367	> 10.0	(2R,6R)-methyl 4-((8-cyanoquinolin-5-yl)-6-methylmorpholine-2-carboxylate	¹ H NMR (400 MHz, METHANOL d ₄) δ ppm 0.67 - 0.81 (m, 1 H) 0.86 (d, J=6.15 Hz, 4 H) 1.07 (s, 1 H) 2.24 (dd, J=12.01, 10.25 Hz, 2 H) 2.40 - 2.61 (m, 1 H) 2.79 (dt, J=11.87, 2.27 Hz, 2 H) 3.14 (dt, J=11.87, 2.42 Hz, 1 H) 3.45 - 3.67 (m, 1 H) 4.10 (dd, J=10.69, 2.49 Hz, 1 H) 6.62 (d, J=7.91 Hz, 1 H) 6.76 (s, 1 H) 7.05 (dd, J=8.50, 4.39 Hz, 1 H) 7.56 (d, J=7.91 Hz, 1 H) 7.97 (dd, J=8.50, 1.76 Hz, 1 H) 8.59 (dd, J=4.25, 1.61 Hz, 1 H)	
ER-895472		296.33	0.0870	> 10.0	(6R)-4-((8-cyanoquinolin-5-yl)-6-methylmorpholine-2-carboxamide	¹ H NMR (400 MHz, METHANOL-d ₄) δ ppm 1.30 (3 H), 2.74 (2 H), 3.36 (1 H), 3.69 (1 H), 4.11 (2 H), 4.43 (1 H), 7.24 (1 H), 7.63 (1 H), 8.12 (1 H), 8.19 (1 H), 8.64 (1 H), 8.95 (1 H).	LCMS (ESI+) calcd for C ₁₆ H ₁₆ N ₄ O ₂ (M+H ⁺): 297.13 ; Found: 297.27

FIG. 6FF

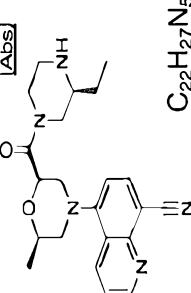
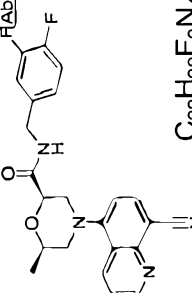
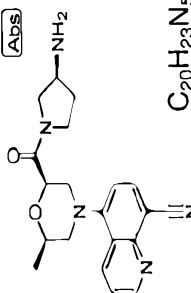
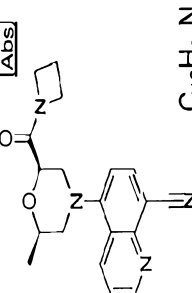
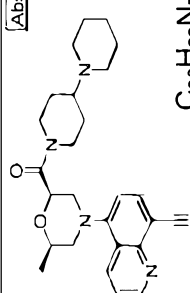
ER-895473	 $C_{22}H_{27}N_5O_2$	393.49	0.0530	> 10.0	5-((2R,6R)-2-((S)-3-ethylpiperazine-1-carbonyl)-6-methylmorpholino)quinoline-8-carbonitrile	¹ H NMR (400 MHz, METHANOL-d ₄) 1.06 (3 H), 1.25 (3 H), 1.64 (2 H), 2.67 (1 H), 2.96 (2 H), 3.11 (2 H), 3.36 (2 H), 3.47 (1 H), 4.18 (2 H), 4.40 (1 H), 4.56 (1 H), 4.80 (1 H), 7.26 (1 H), 7.59 (1 H), 8.13 (1 H), 8.35 (1 H), 8.61 (1 H), 8.94 (1 H).	LCMS (ESI+) calcd for C ₂₂ H ₂₇ N ₅ O ₂ (M+H ⁺): 394.22 ; Found: 394.06
ER-895474	 $C_{22}H_{27}N_5O_2$	422.43	0.1030	> 10.0	(2R,6R)-4-(8-cyanoquinolin-5-yl)-N-(3,4-difluorobenzyl)-6-methylmorpholine-2-carboxamide	¹ H NMR (400 MHz, METHANOL-d ₄) δ ppm 1.31 (3 H), 2.74 (3 H), 3.36 (1 H), 3.69 (1 H), 4.11 (1 H), 4.36 (2 H), 4.5 (1 H), 7.19 (4 H), 7.62 (1 H), 8.11 (1 H), 8.64 (1 H), 8.95 (1 H).	LCMS (ESI+) calcd for C ₂₃ H ₂₀ F ₂ N ₄ O ₂ (M+H ⁺): 423.16 ; Found: 423.4
ER-895475	 $C_{23}H_{20}F_2N_4O_2$	365.43	0.0440	> 10.0	5-((2R,6R)-2-((S)-3-aminopyrrolidine-1-carbonyl)-6-methylmorpholino)quinoline-8-carbonitrile	¹ H NMR (400 MHz, METHANOL-d ₄) δ ppm 1.25 (1 H), 1.76 (1 H), 2.00 (1 H), 2.09 (2 H), 2.67 (2 H), 3.03 (2 H), 3.16 (1 H), 3.27 (1 H), 3.35 (2 H), 3.46 (2 H), 3.63 (2 H), 3.96 (1 H), 4.11 (1 H), 4.67 (1 H), 7.23 (1 H), 7.59 (1 H), 8.1 (1 H), 8.61 (1 H), 8.93 (1 H).	LCMS (ESI+) calcd for C ₂₀ H ₂₃ N ₅ O ₂ (M+H ⁺): 366.19 ; Found: 366.39
ER 895476	 $C_{20}H_{23}N_5O_2$	336.39	0.0370	> 10.0	5-((2R,6R)-2-(azetidine-1-carbonyl)-6-methylmorpholino)quinoline-8-carbonitrile	¹ H NMR (400 MHz, METHANOL-d ₄) δ ppm 1.25 (3 H), 2.31 (2 H), 2.67 (1 H), 2.92 (1 H), 3.35 (1 H), 3.52 (1 H), 4.05 (3 H), 4.51 (3 H), 7.25 (1 H), 7.63 (1 H), 8.13 (1 H), 8.65 (1 H), 8.96 (1 H).	
ER-895477	 $C_{26}H_{33}N_5O_2$	447.58	0.1110	> 10.0	5-((2R,6R)-2-((1,4'-bipiperidine)-1'-carbonyl)-6-methylmorpholino)quinoline-8-carbonitrile	¹ H NMR (400 MHz, METHANOL-d ₄) 1.25 (3 H), 1.53 (m, 3 H), 1.75 (m, 4 H), 1.98 (2 H), 2.13 (3 H), 2.69 (2 H), 3.06 (4 H), 3.44 (4 H), 4.14 (1 H), 4.38 (1 H), 4.64 (1 H), 7.27 (1 H), 7.61 (1 H), 8.13 (1 H), 8.63 (1 H), 8.95 (1 H).	LCMS (ESI+) calcd for C ₂₆ H ₃₃ N ₅ O ₂ (M+H ⁺): 448.26 ; Found: 448.5

FIG. 6GGG

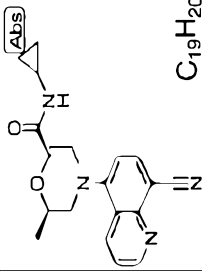
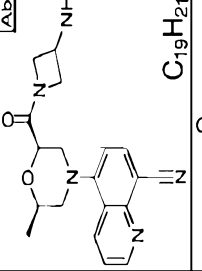
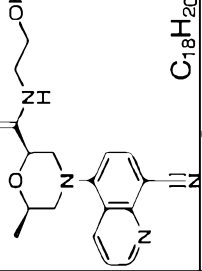
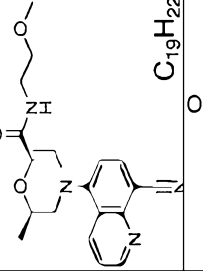
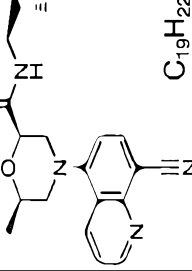
ER-895478		336.39	0.0110	> 10.0	(2R,6R)-4-(8-cyanoquinolin-5-yl)-1H NMR (400 MHz, METHANOL-d4) 0.55 (2 H), 0.72 (2 H), 0.86 (1 H), 1.28 (3 H), 2.71 (2 H), 3.34 (1 H), 3.64 (1 H), 4.08 (1 H), 4.41 (1 H), 7.73 (1 H), 7.62 (1 H), 7.83 (1 H), 8.12 (1 H), 8.63 (1 H), 8.95 (1 H).	LCMS (ESI+) calcd for C ₁₉ H ₂₀ N ₄ O ₂ (M+H+): 337.16 ; Found: 336.98
ER-895479		351.41	0.0030	> 10.0	¹ H NMR (400 MHz, METHANOL-d4) 1.25 (3 H), 2.67 (1 H), 2.91 (1 H), 3.35 (1 H), 3.53 (1 H), 3.66 (1 H), 3.79 (1 H), 4.08 (2 H), 4.16 (2 H), 4.57 (3 H), 7.24 (1 H), 7.61 (1 H), 8.12 (1 H), 8.62 (1 H), 8.95 (1 H).	LCMS (ESI+) calcd for C ₁₉ H ₂₁ N ₅ O ₂ (M+H+): 352.17 ; Found: 352.34
ER-897383		340.38	0.2965	> 10.0	¹ H NMR (400 MHz, CDCl ₃ -d) d ppm 1.30 (3 H, d) 2.66 (1 H, s) 2.76 (1 H, s) 3.22 - 3.35 (1 H, m) 3.40 - 3.58 (3 H, m) 3.69 - 3.85 (4 H, m) 4.01 - 4.13 (1 H, m) 4.35 - 4.50 (1 H, m) 6.96 - 7.16 (1 H, m) 7.41 - 7.60 (1 H, m) 7.92 - 8.05 (1 H, m) 8.34 - 8.50 (1 H, m) 8.95 - 9.11 (1 H, m)	LCMS (ESI+) calcd for C ₁₈ H ₂₀ N ₄ O ₃ (M+H+) 341.2, found 341.2
ER-897385		354.41	0.0483	> 10.0	¹ H NMR (400 MHz, METHANOL-d4) d ppm 1.30 (3 H, d) 2.59 - 2.82 (2 H, m) 3.35 - 3.49 (8 H, m) 3.54 - 3.71 (1 H, m) 4.03 - 4.17 (1 H, m) 4.36 - 4.50 (1 H, m) 7.13 - 7.27 (1 H, m) 7.54 - 7.69 (1 H, m) 8.06 - 8.15 (1 H, m) 8.54 - 8.71 (1 H, m) 8.89 - 9.11 (1 H, m)	LCMS (ESI+) calcd for C ₁₉ H ₂₂ N ₄ O ₃ (M+H+) 355.4, found 355.2
ER-897445		354.41	0.0440	> 10.0	¹ H NMR (400 MHz, METHANOL-d4) d ppm 1.12 (3 H, d) 1.30 (3 H, d) 2.63 - 2.81 (2 H, m) 3.14 (1 H, dd) 3.24 - 3.31 (1 H, m) 3.36 (1 H, d) 3.68 (1 H, d) 3.74 - 3.88 (1 H, m) 4.00 - 4.18 (1 H, m) 4.47 (1 H, dd) 7.22 (1 H, d) 7.62 (1 H, dd) 8.10 (1 H, d) 8.57 - 8.69 (1 H, m) 8.84 - 9.04 (1 H, m)	LCMS (ESI+) calcd for C ₁₉ H ₂₂ N ₄ O ₃ (M+H+) 355.4, found 355.2

FIG. 6HHH

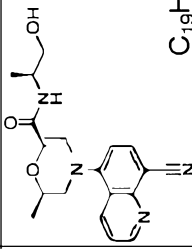
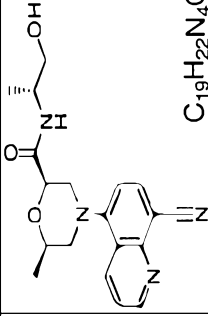
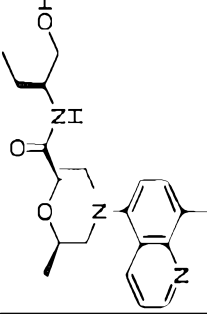
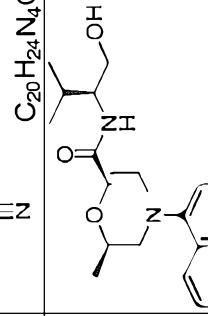
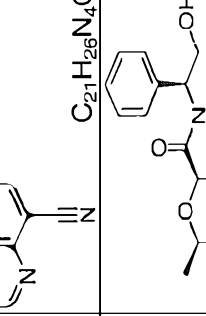
ER-897446		$C_{19}H_{22}N_4O_3$	354.41	0.0255	> 10.0	(2R,6R)-4-(8-cyanoquinolin-5-yl)-N-((S)-1-hydroxypropan-2-yl)-6-methylmorpholine-2-carboxamide	¹ H NMR (400 MHz, CDCl ₃ -d) δ ppm 1.22 (3 H, d), 1.31 (3 H, d), 1.92 (2.28 (1 H, brs), 2.61 (1 H, m), 2.72 (1 H, m), 2.84 (1 H, m), 3.22-3.31 (1 H, m), 3.50-3.61 (1 H, m), 3.64-3.72 (1 H, m), 3.73-3.84 (1 H, m), 4.03-4.17 (2 H, m), 4.35-4.46 (1 H, m), 6.69 (1 H, m), 6.98-7.13 (1 H, m), 7.45-7.57 (1 H, m), 7.94-8.07 (1 H, m), 8.37-8.50 (1 H, m), 8.93 (1 H, m)	LCMS (ESI ⁺) calcd for C ₁₉ H ₂₂ N ₄ O ₃ (M ⁺ H ⁺) 355.4, found 355.2
ER-897447		$C_{19}H_{22}N_4O_3$	354.41	0.0920	> 10.0	(2R,6R)-4-(8-cyanoquinolin-5-yl)-N-((R)-1-hydroxypropan-2-yl)-6-methylmorpholine-2-carboxamide	¹ H NMR (400 MHz, METHANOL-d ₄) δ ppm 1.12 (3 H, s), 1.30 (3 H, d), 2.62-2.82 (3 H, m), 3.34 (1 H, d), 3.61-3.72 (1 H, m), 3.92-4.17 (3 H, m), 4.44 (1 H, dd), 7.14-7.29 (1 H, m), 7.56-7.66 (1 H, m), 8.00-8.15 (1 H, m), 8.55-8.66 (1 H, m), 8.86-8.98 (1 H, m)	LCMS (ESI ⁺) calcd for C ₁₉ H ₂₂ N ₄ O ₃ (M ⁺ H ⁺) 355.4, found: 355.2
ER-897827		$C_{19}H_{22}N_4O_3$	368.43	0.0200	> 10.0	(2R,6R)-4-(8-cyanoquinolin-5-yl)-N-((S)-1-hydroxybutan-2-yl)-6-methylmorpholine-2-carboxamide	¹ H NMR (400 MHz, CHLOROFORM d) δ ppm 0.99 (1.12 (m, 1 H), 1.17 (t, J=7.47 Hz, 4 H), 1.38-1.48 (m, 2 H), 1.52 (d, J=6.15 Hz, 4 H), 1.66-1.92 (m, 3 H), 2.80 (m, 3 H), 3.48 (dt, J=11.94, 2.09 Hz, 1 H), 3.81 (dd, J=11.13, 6.15 Hz, 1 H), 3.91 (dd, J=11.13, 3.52 Hz, 1 H), 3.98 (dt, J=12.01, 2.34 Hz, 1 H), 4.02-4.13 (m, 1 H), 4.21-4.36 (m, 2 H), 4.63 (dd, J=10.84, 2.64 Hz, 1 H), 6.97 (d, J=8.20 Hz, 1 H), 7.25 (s, 1 H), 7.71 (dd, J=8.64, 4.25 Hz, 1 H), 8.21 (d, J=7.91 Hz, 1 H), 8.66 (dd, J=8.50, 1.76 Hz, 1 H), 9.24 (dd, J=4.25, 1.61 Hz, 1 H)	
ER-897828		$C_{20}H_{24}N_4O_3$	382.46	0.0190	>10.0	(2R,6R)-4-(8-cyanoquinolin-5-yl)-N-((S)-1-hydroxy-3-methylbutan-2-yl)-6-methylmorpholine-2-carboxamide	¹ H NMR (400 MHz, CHLOROFORM-d) δ ppm 0.79-0.87 (m, 1 H), 0.95 (dd, J=10.40, 6.89 Hz, 7 H), 1.16 (1.27 (m, 2 H), 1.30 (d, J=6.15 Hz, 4 H), 1.85-2.03 (m, 2 H), 2.65 (dd, J=12.01, 10.25 Hz, 1 H), 2.75 (dd, J=12.01, 10.84 Hz, 2 H), 3.25 (dt, J=12.01, 2.05 Hz, 1 H), 3.55 (3.80 (m, 5 H), 3.98 (4.15 (m, 1 H), 4.43 (dd, J=10.55, 2.64 Hz, 1 H), 6.82 (d, J=8.50 Hz, 1 H), 7.03 (d, J=7.91 Hz, 1 H), 7.49 (dd, J=8.64, 4.25 Hz, 1 H), 7.97 (d, J=7.91 Hz, 1 H), 8.43 (dd, J=8.50, 1.76 Hz, 1 H), 9.01 (dd, J=4.39, 1.76 Hz, 1 H)	
ER-897829		$C_{21}H_{26}N_4O_3$	416.48	0.0550	>10.0	(2R,6R)-4-(8-cyanoquinolin-5-yl)-N-((S)-2-hydroxy-1-phenylethyl)-6-methylmorpholine-2-carboxamide	¹ H NMR (400 MHz, CHLOROFORM-d) δ ppm 0.76-0.89 (m, 1 H), 1.14-1.41 (m, 6 H), 2.68 (dd, J=11.87, 10.40 Hz, 1 H), 2.79-2.86 (m, 1 H), 3.23-3.31 (m, 1 H), 3.76-3.82 (m, 1 H), 3.89 (d, J=4.98 Hz, 2 H), 4.03-4.13 (m, 1 H), 4.43 (dd, J=10.84, 2.64 Hz, 1 H), 5.07 (dt, J=7.47, 5.05 Hz, 1 H), 7.05 (d, J=7.91 Hz, 1 H), 7.21-7.39 (m, 7 H), 7.48 (dd, J=8.64, 4.25 Hz, 1 H), 7.99 (d, J=8.20 Hz, 1 H), 8.43 (dd, J=8.64, 1.61 Hz, 1 H), 9.01 (dd, J=4.25, 1.61 Hz, 1 H)	

FIG. 6III

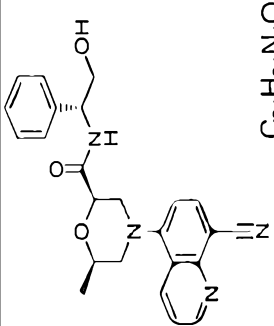
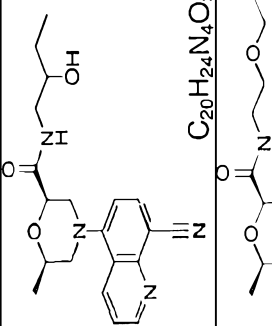
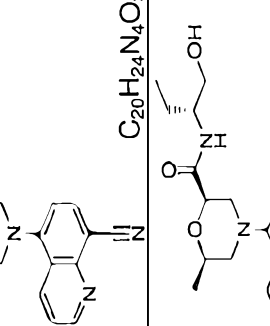
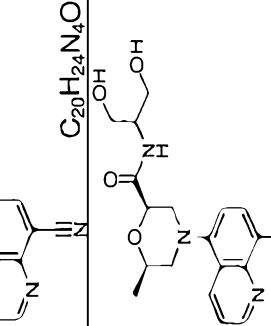
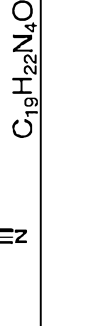
ER-897830		416.48	0.1050	>10.0	(2R,6R)-4-(8-cyanoquinolin-5-yl)-N-((R)-2-hydroxy-1-phenylethyl)-6-methylmorpholine-2-carboxamide	¹ H NMR (400 MHz, CHLOROFORM-d) δ ppm 0.79 - 0.88 (m, 1 H) 1.15 - 1.37 (m, 6 H) 2.63 - 2.77 (m, 2 H) 3.28 (dt, J=12.01, 2.05 Hz, 1 H) 3.76 (dt, J=12.01, 2.20 Hz, 1 H) 3.92 (d, J=4.98 Hz, 3 H) 4.06 - 4.15 (m, 1 H) 4.49 (dd, J=10.55, 2.64 Hz, 1 H) 5.09 (dt, J=7.62, 4.98 Hz, 1 H) 7.04 (d, J=8.20 Hz, 1 H) 7.23 - 7.40 (m, 7 H) 7.50 (dd, J=8.50, 4.39 Hz, 1 H) 7.99 (d, J=7.91 Hz, 1 H) 8.45 (dd, J=8.50, 1.76 Hz, 1 H) 9.03 (dd, J=4.25, 1.61 Hz, 1 H)	LCMS (ESI+) calcd for C20H24N4O3 (M+H+): 369.19, found: 369.18
ER-897922		368.43	0.0280	> 10.0	(2R,6R)-4-(8-cyanoquinolin-5-yl)-N-(2-hydroxybutyl)-6-methylmorpholine-2-carboxamide		LCMS (ESI+) calcd for C20H24N4O3 (M+H+): 369.19, found: 369.18
ER-897923		368.43	0.0520	> 10.0	(2R,6R)-4-(8-cyanoquinolin-5-yl)-N-(2-ethoxyethyl)-6-methylmorpholine-2-carboxamide		LCMS (ESI+) calcd for C20H24N4O3 (M+H+): 369.19, found: 369.18
ER-897924		368.43	0.0880	>10.0	(2R,6R)-4-(8-cyanoquinolin-5-yl)-N-((R)-1-hydroxybutan-2-yl)-6-methylmorpholine-2-carboxamide		LCMS (ESI+) calcd for C20H24N4O3 (M+H+): 369.19, found: 369.18
ER-897925		370.41	0.1780	>10.0	(2R,6R)-4-(8-cyanoquinolin-5-yl)-N-(1,3-dihydroxypropan-2-yl)-6-methylmorpholine-2-carboxamide		LCMS (ESI+) calcd for C19H22N4O4 (M+H+): 371.17, found: 371.16

FIG. 6JJ

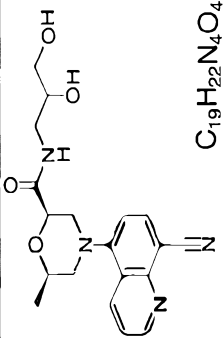
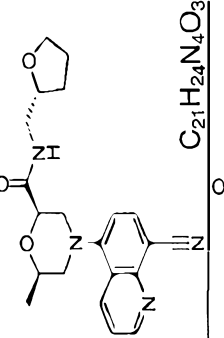
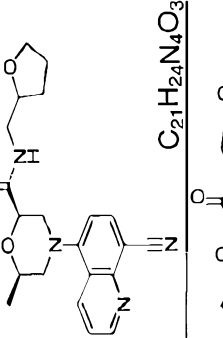
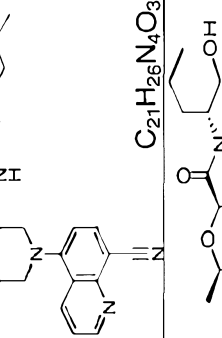
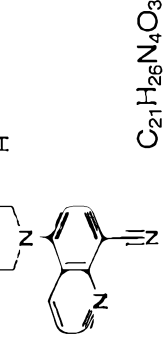
ER-897926	 $C_{19}H_{22}N_4O_4$	370.41	0.1710	>10.0	(2R,6R)-4-(8-cyanoquinolin-5-yl)-N-(2,3-dihydroxypropyl)-6-methylmorpholine-2-carboxamide	LCMS (ESI+) calcd for $C_{19}H_{22}N_4O_4$ (M+H+): 371.17, found: 371.16
ER-897927	 $C_{19}H_{22}N_4O_4$	380.45	0.0500	>10.0	(2R,6R)-4-(8-cyanoquinolin-5-yl)-6-methyl-N-((R)-tetrahydrofuran-2-yl)methylmorpholine-2-carboxamide	LCMS (ESI+) calcd for $C_{21}H_{24}N_4O_3$ (M+H+): 381.19, found: 381.18
ER-897928	 $C_{21}H_{24}N_4O_3$	380.45	0.0440	>10.0	(2R,6R)-4-(8-cyanoquinolin-5-yl)-6-methyl-N-((R)-tetrahydrofuran-2-yl)methylmorpholine-2-carboxamide	LCMS (ESI+) calcd for $C_{21}H_{24}N_4O_3$ (M+H+): 381.19, found: 381.18
ER-897929	 $C_{21}H_{24}N_4O_3$	382.46	0.0800	>10.0	(2R,6R)-4-(8-cyanoquinolin-5-yl)-6-methyl-N-(2-propoxyethyl)morpholine-2-carboxamide	LCMS (ESI+) calcd for $C_{21}H_{26}N_4O_3$ (M+H+): 383.20, found: 383.2
ER-897930	 $C_{21}H_{26}N_4O_3$	382.24	0.0810	>10.0	(2R,6R)-4-(8-cyanoquinolin-5-yl)-N-((R)-1-hydroxypentan-2-yl)-6-methylmorpholine-2-carboxamide	LCMS (ESI+) calcd for $C_{21}H_{26}N_4O_3$ (M+H+): 383.20, found: 383.2

FIG. 6KKK

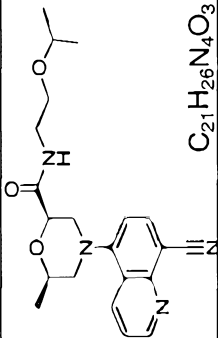
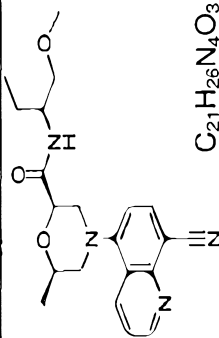
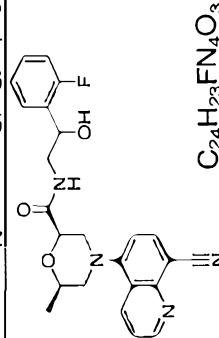
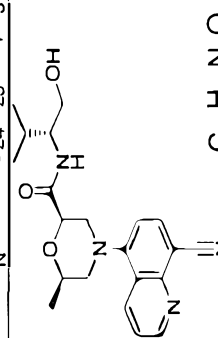
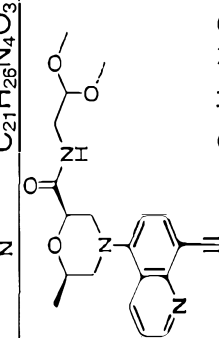
ER-897931		382.46	0.0750	>10.0	(2R,6R)-4-(8-cyanoquinolin-5-yl)-N-(2-isopropoxyethyl)-6-methylmorpholine-2-carboxamide	LCMS (ESI+) calcd for C21H26N4O3 (M+H+): 383.20; found: 383.2
ER-897932		382.46	0.0220	>10.0	(2R,6R)-4-(8-cyanoquinolin-5-yl)-N-(1-methoxybutan-2-yl)-6-methylmorpholine-2-carboxamide	LCMS (ESI+) calcd for C21H26N4O3 (M+H+): 383.20; found: 383.2
ER-897933		434.47	0.0560	>10.0	(2R,6R)-4-(8-cyanoquinolin-5-yl)-N-(2-(2-fluorophenyl)-2-hydroxyethyl)-6-methylmorpholine-2-carboxamide	LCMS (ESI+) calcd for C24H23FN4O3 (M+H+): 435.18; found: 435.18
ER-897934		382.46	0.1180	>10.0	(2R,6R)-4-(8-cyanoquinolin-5-yl)-N-((R)-1-hydroxy-3-methylbutan-2-yl)-6-methylmorpholine-2-carboxamide	LCMS (ESI+) calcd for C21H26N4O3 (M+H+): 383.20; found: 383.2
ER-897935		384.43	0.0240	>10.0	(2R,6R)-4-(8-cyanoquinolin-5-yl)-N-(2,2-dimethoxyethyl)-6-methylmorpholine-2-carboxamide	LCMS (ESI+) calcd for C20H24N4O4 (M+H+): 385.18; found: 385.18

FIG. 6LLL

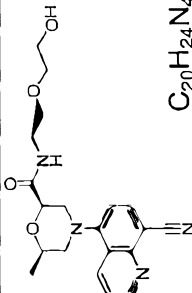
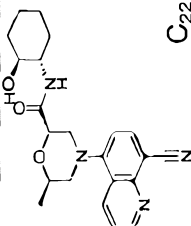
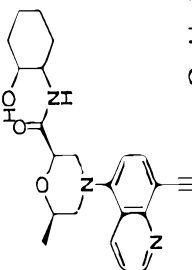
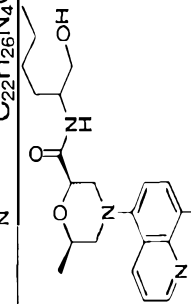
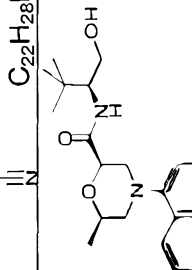
ER-897936	 C ₂₀ H ₂₄ N ₄ O ₄	384.43	0.0510	>10.0	(2R,6R)-4-(8-cyanoquinolin-5-yl)-N-(2-(2-hydroxyethoxy)ethyl)-6-methylmorpholine-2-carboxamide	LCMS (ESI+) calcd for C ₂₀ H ₂₄ N ₄ O ₄ (M+H ⁺): 385.18; found: 385.18
ER-897937	 C ₂₂ H ₂₆ N ₄ O ₃	394.47	0.0520	>10.0	(2R,6R)-4-(8-cyanoquinolin-5-yl)-N-((1S,2S)-2-hydroxycyclohexyl)-6-methylmorpholine-2-carboxamide	LCMS (ESI+) calcd for C ₂₂ H ₂₆ N ₄ O ₃ (M+H ⁺): 395.20; found: 395.18
ER-897938	 C ₂₂ H ₂₆ N ₄ O ₃	394.47	0.0190	>10.0	(2R,6R)-4-(8-cyanoquinolin-5-yl)-N-(1-hydroxyhexan-2-yl)-6-methylmorpholine-2-carboxamide	LCMS (ESI+) calcd for C ₂₂ H ₂₆ N ₄ O ₃ (M+H ⁺): 395.20; found: 395.2
ER-897939	 C ₂₂ H ₂₆ N ₄ O ₃	396.49	0.0630	>10.0	(2R,6R)-4-(8-cyanoquinolin-5-yl)-N-(1-hydroxyhexan-2-yl)-6-methylmorpholine-2-carboxamide	LCMS (ESI+) calcd for C ₂₂ H ₂₈ N ₄ O ₃ (M+H ⁺): 397.22; found: 397.22
ER-897940	 C ₂₂ H ₂₈ N ₄ O ₃	396.49	0.0270	>10.0	(2R,6R)-4-(8-cyanoquinolin-5-yl)-N-((S)-1-hydroxy-3,3-dimethylbutan-2-yl)-6-methylmorpholine-2-carboxamide	LCMS (ESI+) calcd for C ₂₂ H ₂₈ N ₄ O ₃ (M+H ⁺): 397.22; found: 397.22

FIG. 6MMM

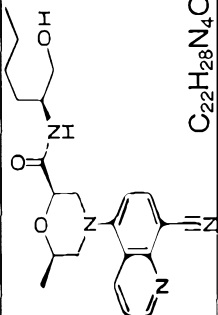
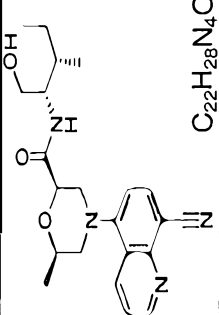
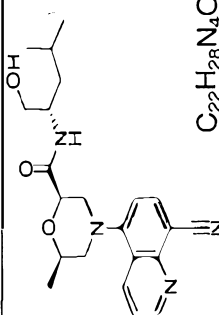
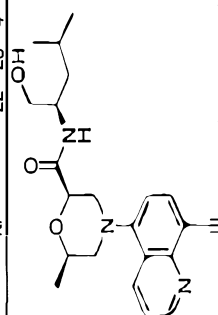
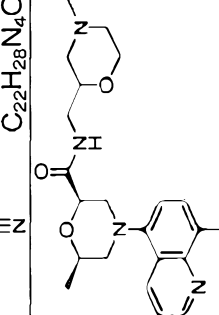
ER-897941		396.49	0.0390	>10.0	(2R,6R)-4-(8-cyanoquinolin-5-yl)-N-((S)-1-hydroxyhexan-2-yl)-6-methylmorpholine-2-carboxamide	LCMS (ESI+) calcd for C22H28N4O3 (M+H+): 397.22; found: 397.22
ER-897942		396.49	0.0190	>10.0	(2R,6R)-4-(8-cyanoquinolin-5-yl)-N-((2S,3S)-1-hydroxy-3-methylpentan-2-yl)-6-methylmorpholine-2-carboxamide	LCMS (ESI+) calcd for C22H28N4O3 (M+H+): 397.22; found: 397.22
ER-897943		396.49	0.0710	>10.0	(2R,6R)-4-(8-cyanoquinolin-5-yl)-N-((S)-1-hydroxy-4-methylpentan-2-yl)-6-methylmorpholine-2-carboxamide	LCMS (ESI+) calcd for C22H28N4O3 (M+H+): 397.22; found: 397.22
ER-897944		396.49	0.1390	>10.0	(2R,6R)-4-(8-cyanoquinolin-5-yl)-N-((R)-1-hydroxy-4-methylpentan-2-yl)-6-methylmorpholine-2-carboxamide	LCMS (ESI+) calcd for C22H28N4O3 (M+H+): 397.22; found: 397.22
ER-897945		409.49	0.0070	>10.0	(2R,6R)-4-(8-cyanoquinolin-5-yl)-6-methyl-N-((4-methylmorpholin-2-yl)methyl)morpholine-2-carboxamide	LCMS (ESI+) calcd for C22H27N5O3 (M+H+): 410.21; found: 410.21

FIG. 6NNN

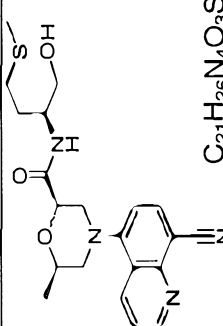
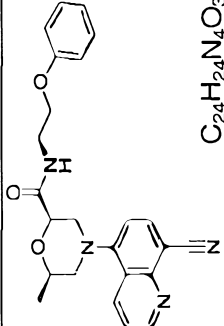
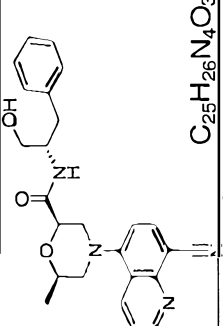
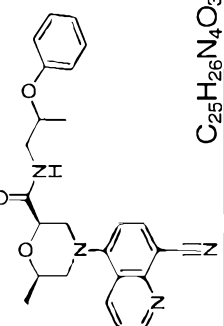
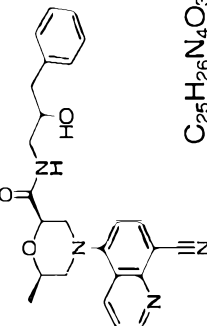
ER-897946		414.53	0.0540	>10.0	(2R,6R)-4-(8-cyanoquinolin-5-yl)-N-((S)-1-hydroxy-4-(methylthio)butan-2-yl)-6-methylmorpholine-2-carboxamide	LCMS (ESI+) calcd for C ₂₁ H ₂₆ N ₄ O ₃ S (M+H ⁺): 415.18; found: 415.17
ER-897947		416.48	0.3950	>10.0	(2R,6R)-4-(8-cyanoquinolin-5-yl)-6-methyl-N-(2-phenoxymethyl)morpholine-2-carboxamide	LCMS (ESI+) calcd for C ₂₁ H ₂₆ N ₄ O ₃ S (M+H ⁺): 415.18; found: 417.18
ER-897948		430.51	0.0600	>10.0	(2R,6R)-4-(8-cyanoquinolin-5-yl)-N-((S)-1-hydroxy-3-phenylpropan-2-yl)-6-methylmorpholine-2-carboxamide	LCMS (ESI+) calcd for C ₂₅ H ₂₆ N ₄ O ₃ (M+H ⁺): 431.2; found: 431.20
ER-897949		430.51	0.4830	>10.0	(2R,6R)-4-(8-cyanoquinolin-5-yl)-6-methyl-N-(2-phenoxymethyl)morpholine-2-carboxamide	LCMS (ESI+) calcd for C ₂₅ H ₂₆ N ₄ O ₃ (M+H ⁺): 431.2; found: 431.20
ER-897950		430.51	0.0700	>10.0	(2R,6R)-4-(8-cyanoquinolin-5-yl)-N-(2-hydroxy-3-phenylpropyl)-6-methylmorpholine-2-carboxamide	LCMS (ESI+) calcd for C ₂₅ H ₂₆ N ₄ O ₃ (M+H ⁺): 431.2; found: 431.20

FIG. 6000

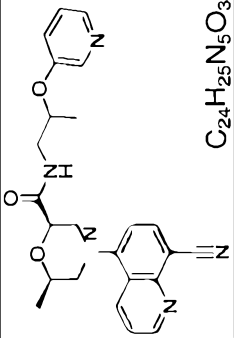
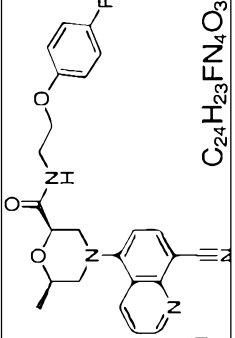
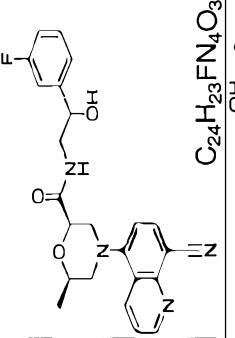
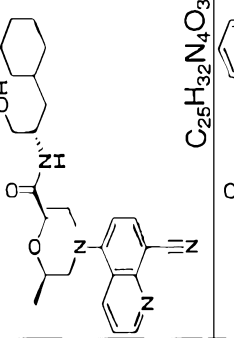
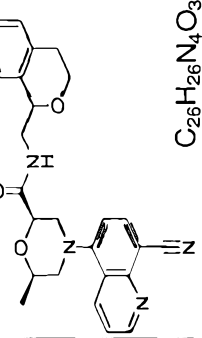
ER-897952	 <chem>C24H25N5O3</chem>	431.49	0.0380	>10.0	(2R,6R)-4-(8-cyanoquinolin-5-yl)-6-methyl-N-(2-(pyridin-3-yloxy)propyl)morpholine-2-carboxamide	LCMS (ESI+) calcd for C24H25N5O3 (M+H+): 432.2; found: 432.2
ER-897955	 <chem>C24H23FN4O3</chem>	434.47	0.3550	9.200	(2R,6R)-4-(8-cyanoquinolin-5-yl)-N-(2-(4-fluorophenoxy)ethyl)-6-methylmorpholine-2-carboxamide	LCMS (ESI+) calcd for C24H23FN4O3 (M+H+): 435.18; found: 435.18
ER-897956	 <chem>C24H23FN4O3</chem>	434.47	0.0620	>10.0	(2R,6R)-4-(8-cyanoquinolin-5-yl)-N-(2-(3-fluorophenyl)-2-hydroxyethyl)-6-methylmorpholine-2-carboxamide	LCMS (ESI+) calcd for C24H23FN4O3 (M+H+): 435.18; found: 435.18
ER-897957	 <chem>C24H23FN4O3</chem>	436.55	0.0800	>10.0	(2R,6R)-4-(8-cyanoquinolin-5-yl)-N-((S)-1-cyclohexyl-3-hydroxypropan-2-yl)-6-methylmorpholine-2-carboxamide	LCMS (ESI+) calcd for C25H32N4O3 (M+H+): 437.25; found: 437.25
ER-897958	 <chem>C26H26N4O3</chem>	442.52	0.1330	>10.0	(2R,6R)-4-(8-cyanoquinolin-5-yl)-N-(isochroman-1-ylmethyl)-6-methylmorpholine-2-carboxamide	LCMS (ESI+) calcd for C26H26N4O3 (M+H+): 443.20; found: 443.20

FIG. 6PPP

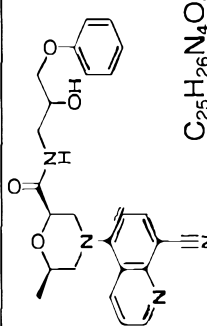
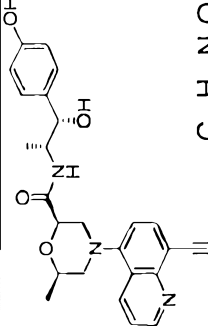
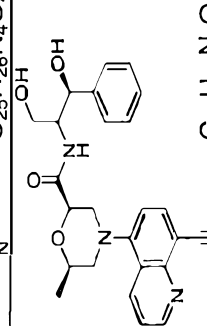
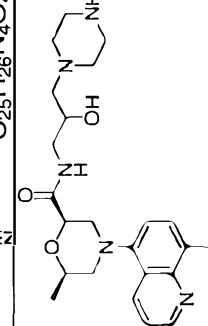
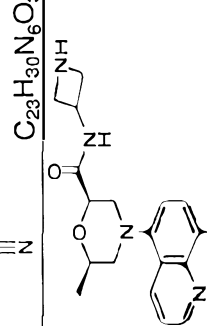
ER-897960	 <chem>C25H26N4O4</chem>	446.50	0.1490	>10.0	(2R,6R)-4-(8-cyanoquinolin-5-yl)-N-(2-hydroxy-3-phenoxypropyl)-6-methylmorpholine-2-carboxamide	LCMS (ESI+) calcd for C ₂₅ H ₂₆ N ₄ O ₄ (M+H ⁺): 447.20; found: 447.2
ER-897961	 <chem>C25H26N4O4</chem>	446.50	0.0280	>10.0	(2R,6R)-4-(8-cyanoquinolin-5-yl)-N-((1S,2R)-1-hydroxy-1-(4-hydroxyphenyl)propan-2-yl)-6-methylmorpholine-2-carboxamide	LCMS (ESI+) calcd for C ₂₅ H ₂₆ N ₄ O ₄ (M+H ⁺): 447.20; found: 447.2
ER-897962	 <chem>C25H26N4O4</chem>	446.50	0.0230	>10.0	(2R,6R)-4-(8-cyanoquinolin-5-yl)-N-((1S)-1,3-dihydroxy-1-phenylpropan-2-yl)-6-methylmorpholine-2-carboxamide	LCMS (ESI+) calcd for C ₂₅ H ₂₆ N ₄ O ₄ (M+H ⁺): 447.20; found: 447.2
ER-897963	 <chem>C25H26N4O4</chem>	438.53	0.0330	5.024	(2R,6R)-4-(8-cyanoquinolin-5-yl)-N-(2-hydroxy-3-(piperazin-1-yl)propyl)-6-methylmorpholine-2-carboxamide	LCMS (ESI+) calcd for C ₂₃ H ₃₀ N ₆ O ₃ (M+H ⁺): 439.24; found: 439.24
ER-897964	 <chem>C19H21N5O2</chem>	351.41	0.0280	4.526	(2R,6R)-N-(azetidin-3-yl)-4-(8-cyanoquinolin-5-yl)-6-methylmorpholine-2-carboxamide	LCMS (ESI+) calcd for C ₁₉ H ₂₁ N ₅ O ₂ (M+H ⁺): 352.17; found: 352.17

FIG. 6QQQ

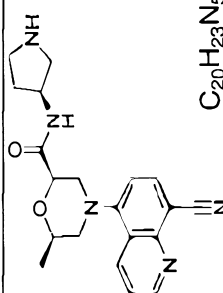
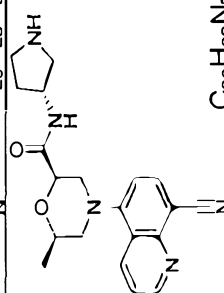
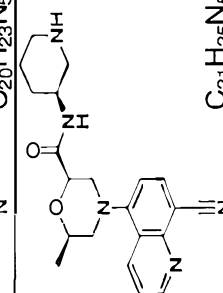
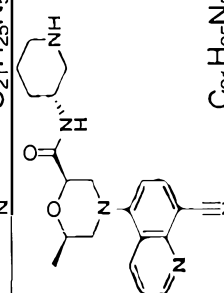
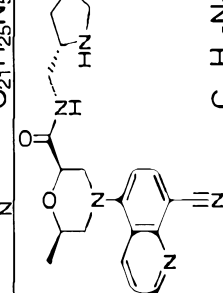
ER-897965		365.43	0.0100	> 10.0	(2R,6R)-4-(8-cyanoquinolin-5-yl)-6-methyl-N-((S)-pyrrolidin-3-yl)morpholine-2-carboxamide	LCMS (ESI+) calcd for C20H23N5O2 (M+H+): 366.19; found: 366.19
ER-897966		365.43	0.0370	> 10.0	(2R,6R)-4-(8-cyanoquinolin-5-yl)-6-methyl-N-((R)-pyrrolidin-3-yl)morpholine-2-carboxamide	LCMS (ESI+) calcd for C20H23N5O2 (M+H+): 366.19; found: 366.19
ER-897967		379.46	0.0100	> 10.0	(2R,6R)-4-(8-cyanoquinolin-5-yl)-6-methyl-N-((S)-piperidin-3-yl)morpholine-2-carboxamide	LCMS (ESI+) calcd for C21H25N5O2 (M+H+): 380.20; found: 380.2
ER-897968		379.46	0.0095	> 10.0	(2R,6R)-4-(8-cyanoquinolin-5-yl)-6-methyl-N-((R)-piperidin-3-yl)morpholine-2-carboxamide	LCMS (ESI+) calcd for C21H25N5O2 (M+H+): 380.20; found: 380.2
ER-897969		379.46	0.0150	> 10.0	(2R,6R)-4-(8-cyanoquinolin-5-yl)-6-methyl-N-((S)-pyrrolidin-2-yl)morpholine-2-carboxamide	LCMS (ESI+) calcd for C21H25N5O2 (M+H+): 380.20; found: 380.19

FIG. 6RRR

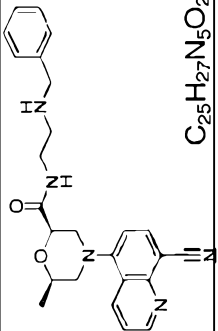
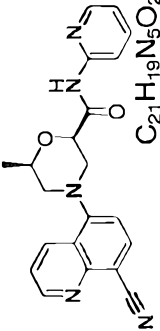
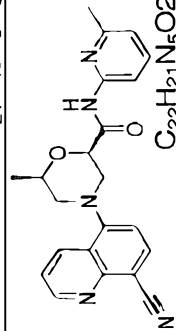
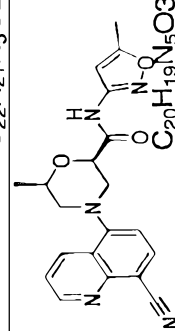
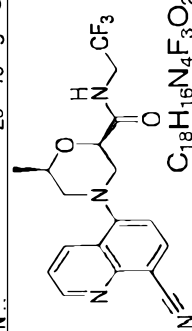
ER-897970	 C ₂₅ H ₂₇ N ₅ O ₂	429.52	0.0380	> 10.0	(2R,6R)-N-(2-(benzylamino)ethyl)-4-(8-cyanoquinolin-5-yl)-6-methylmorpholine-2-carboxamide	1H NMR (400 MHz, METHANOL-d ₄) 1.38 (3 H), 2.76 (1 H), 2.91 (1 H), 3.41 (1 H), 3.77 (1 H), 4.24 (1 H), 4.66 (1 H), 7.15 (1 H), 7.28 (1 H), 7.65 (1 H), 7.8 (1 H), 8.14 (2 H), 8.28 (1 H), 8.68 (1 H), 8.97 (1 H).	LCMS (ESI+) calcd for C ₂₅ H ₂₇ N ₅ O ₂ (M+H+): 430.22; found: 430.22
ER-898560	 C ₂₁ H ₁₉ N ₅ O ₂	373.41	0.0380	> 10.0	(2R,6R)-4-(8-(8-cyanoquinolin-5-yl)-6-methyl-N-(pyridin-2-yl)morpholine-2-carboxamide	1H NMR (400 MHz, METHANOL-d ₄) 1.38 (3 H), 2.76 (1 H), 2.91 (1 H), 3.41 (1 H), 3.77 (1 H), 4.24 (1 H), 4.66 (1 H), 7.15 (1 H), 7.28 (1 H), 7.65 (1 H), 7.8 (1 H), 8.14 (2 H), 8.28 (1 H), 8.68 (1 H), 8.97 (1 H).	LCMS (ESI+) calcd for C ₂₁ H ₁₉ N ₅ O ₂ (M+H+): 374.16; found: 374.16
ER-898561	 C ₂₂ H ₂₁ N ₅ O ₂	387.44	0.0530	> 10.0	(2R,6R)-4-(8-(8-cyanoquinolin-5-yl)-6-methyl-N-(6-methylpyridin-2-yl)morpholine-2-carboxamide	1H NMR (400 MHz, METHANOL-d ₄) 1.39 (3 H), 2.44 (1 H), 2.76 (1 H), 2.90 (1 H), 3.41 (1 H), 3.76 (1 H), 4.23 (1 H), 4.65 (1 H), 7.02 (1 H), 7.28 (1 H), 7.66 (1 H), 7.96 (2 H), 8.13 (1 H), 8.68 (1 H), 8.97 (1 H).	
ER-898562	 C ₂₀ H ₁₉ N ₅ O ₃	377.40	0.1570	> 10.0	(2R,6R)-4-(8-(8-cyanoquinolin-5-yl)-6-methyl-N-(5-methylisoxazol-3-yl)morpholine-2-carboxamide	1H NMR (400 MHz, CHLOROFORM-d ₁) 1.35 (3 H), 2.40 (3 H), 2.71 (1 H), 2.86 (1 H), 3.32 (1 H), 3.80 (1 H), 4.16 (1 H), 4.56 (1 H), 6.68 (1 H), 7.10 (1 H), 7.54 (1 H), 8.04 (1 H), 8.47 (1 H), 8.99 (1 H), 9.09 (1 H).	LCMS (ESI+) calcd for C ₂₀ H ₁₉ N ₅ O ₃ (M+H+): 378.15; found: 378.1
ER-898563	 C ₁₈ H ₁₆ N ₄ F ₃ O ₂	378.35	0.0180	> 10.0	(2R,6R)-4-(8-(8-cyanoquinolin-5-yl)-6-methyl-N-(2,2,2-trifluoroethyl)morpholine-2-carboxamide	1H NMR (400 MHz, CHLOROFORM-d ₁) 1.37 (3 H), 2.76 (2 H), 3.33 (1 H), 3.82 (1 H), 3.99 (2 H), 4.15 (1 H), 4.53 (1 H), 7.00 (1 H), 7.12 (1 H), 7.56 (1 H), 8.07 (1 H), 8.49 (1 H), 9.11 (1 H).	LCMS (ESI+) calcd for C ₁₈ H ₁₇ F ₃ N ₄ O ₂ (M+H+): 378.15; found: 380.3

FIG. 6SSS

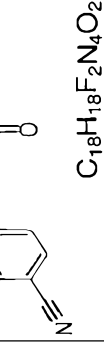
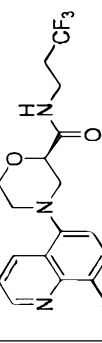
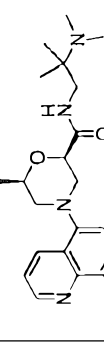
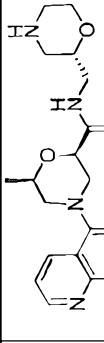
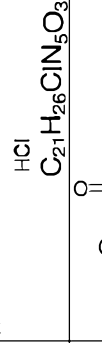
ER-898564	 <chem>CN(C)C(=O)N[C@@H](C)Cn1cnc2cc(C#N)ccc2c1</chem>	360.36	0.3330	> 10.0	(2R,6R)-4-(8-cyanoquinolin-5-yl)-N-(2,2-difluoroethyl)-6-methylmorpholine-2-carboxamide	LCMS (ESI+) calcd for C ₁₈ H ₁₈ F ₂ N ₄ O ₂ (M+H+): 361.14; found: 361.1
ER-898565	 <chem>CC(F)(F)FN(C)C(=O)N[C@@H](C)Cn1cnc2cc(C#N)ccc2c1</chem>	392.38	0.0340	> 10.0	(2R,6R)-4-(8-cyanoquinolin-5-yl)-6-methyl-N-(3,3,3-trifluoropropyl)morpholine-2-carboxamide	LCMS (ESI+) calcd for C ₁₉ H ₁₉ F ₃ N ₄ O ₂ (M+H+): 393.15; found: 393.25
ER-898566	 <chem>CN(C)C(C)C(=O)N[C@@H](C)Cn1cnc2cc(C#N)ccc2c1</chem>	395.50	0.0030	> 10.0	(2R,6R)-4-(8-cyanoquinolin-5-yl)-N-(2-(dimethylamino)-6-methylpropyl)-6-methylmorpholine-2-carboxamide	LCMS (ESI+) calcd for C ₂₂ H ₂₉ N ₅ O ₂ (M+H+): 396.24; found: 397.56
ER-898694	 <chem>CN1CC[C@H](C1)C(=O)N[C@@H](CN2CCOCC2)Cn3cnc4cc(C#N)ccc4c3</chem> HCl	431.92	0.0020	> 10.0	(2R,6R)-4-(8-cyanoquinolin-5-yl)-6-methyl-N-((S)-morpholin-2-ylmethyl)morpholine-2-carboxamide hydrochloride	(ESI+) calcd. For: C ₂₁ H ₂₅ N ₅ O ₃ 395.5 found 396.4 (m+1)
ER-898707	 <chem>CC(=O)OC(=O)N[C@@H](C)C(=O)N[C@@H](C)Cn1cnc2cc(C#N)ccc2c1</chem>	469.54	0.0050	> 10.0	(2R,6R)-4-(8-cyanoquinolin-5-yl)-6-methyl-N-(((S)-4-methylmorpholin-2-yl)methyl)morpholine-2-carboxamide acetic acetate	(ESI+) calcd. For: C ₂₂ H ₂₇ N ₅ O ₃ 409.2 found 410.2 (m+1)

FIG. 6TTT

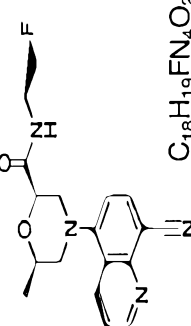
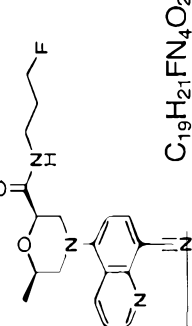
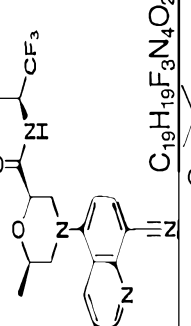
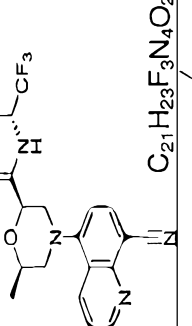
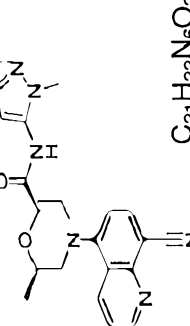
ER-898914		342.37	0.0310	> 10.0	(2R,6R)-4-(8-cyanoquinolin-5-yl)-N-(2-fluoroethyl)-6-methylmorpholine-2-carboxamide	¹ H NMR (400 MHz, CHLOROFORM-d ₁) □□ppm 1.33 (3 H), 2.75 (2 H), 3.32 (1 H), 3.65 (2 H), 3.82 (1 H), 4.12 (1 H), 4.48 (2 H), 4.61 (1 H), 7.03 (1 H), 7.10 (1 H), 7.55 (1 H), 8.06 (1 H), 8.49 (1 H), 9.10 (1 H).	LCMS (ESI+) calcd for C ₁₈ H ₁₉ FN ₄ O ₂ (M+H+): 343.15; found: 343.06
ER-898915		355.40	0.0374	> 10.0	(2R,6R)-4-(8-cyanoquinolin-5-yl)-N-(3-fluoropropyl)-6-methylmorpholine-2-carboxamide	¹ H NMR (400 MHz, CHLOROFORM-d ₁) □□ppm 1.33 (3 H), 1.97 (2 H), 2.71 (2 H), 3.30 (1 H), 3.47 (2 H), 3.81 (1 H), 4.10 (1 H), 4.42 (1 H), 4.49 (1 H), 4.61 (1 H), 6.88 (1 H), 7.08 (1 H), 7.53 (1 H), 8.03 (1 H), 8.47 (1 H), 9.07 (1 H).	LCMS (ESI+) calcd for C ₁₉ H ₂₁ FN ₄ O ₂ (M+H+): 357.17; found: 357.26
ER-898916		420.43	0.0584	> 10.0	(2R,6R)-4-(8-cyanoquinolin-5-yl)-6-methyl-N-((S)-1,1,1-trifluoropropan-2-yl)morpholine-2-carboxamide	¹ H NMR (400 MHz, CHLOROFORM-d ₁) □□ppm 1.37 (6 H), 2.73 (2 H), 3.31 (1 H), 3.31 (1 H), 4.12 (1 H), 4.72 (1 H), 6.74 (1 H), 7.10 (1 H), 7.55 (1 H), 8.05 (1 H), 8.47 (1 H), 9.09 (1 H).	LCMS (ESI+) calcd for C ₁₉ H ₁₉ F ₃ N ₄ O ₂ (M+H+): 393.15; found: 393.15
ER-898917		420.43	0.4860	> 10.0	(2R,6R)-4-(8-cyanoquinolin-5-yl)-6-methyl-N-((R)-1,1,1-trifluoropropan-2-yl)morpholine-2-carboxamide	¹ H NMR (400 MHz, CHLOROFORM-d ₁) □□ppm 1.01 (6 H), 1.35 (3 H), 2.21 (1 H), 2.73 (2 H), 3.32 (1 H), 3.85 (1 H), 4.14 (1 H), 4.51 (2 H), 6.83 (1 H), 7.11 (1 H), 7.54 (1 H), 8.05 (1 H), 8.48 (1 H), 9.09 (1 H).	LCMS (ESI+) calcd for C ₂₁ H ₂₃ F ₃ N ₄ O ₂ (M+H+): 421.18; found: 421.18
ER-898918		390.45	0.0321	> 10.0	(2R,6R)-4-(8-cyanoquinolin-5-yl)-N-(1,3-dimethyl-1H-pyrazol-5-yl)-6-methylmorpholine-2-carboxamide	¹ H NMR (400 MHz, CHLOROFORM-d ₁) □□ppm 1.41 (3 H), 2.24 (3 H), 2.76 (1 H), 2.89 (1 H), 3.35 (1 H), 3.70 (3 H), 3.86 (1 H), 4.20 (1 H), 4.62 (1 H), 6.11 (1 H), 7.13 (1 H), 7.56 (1 H), 8.06 (1 H), 8.24 (1 H), 8.49 (1 H), 9.10 (1 H).	LCMS (ESI+) calcd for C ₂₁ H ₂₂ N ₆ O ₂ (M+H+): 391.18; found: 391.27

FIG. 6UUU

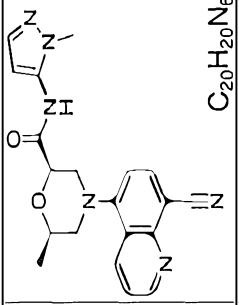
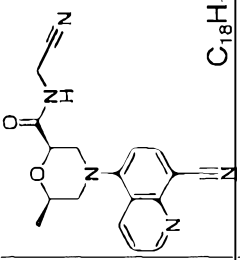
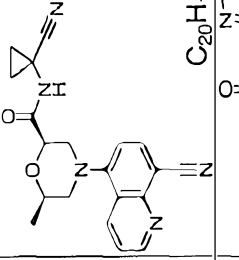
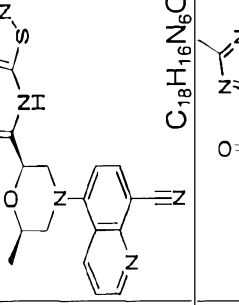
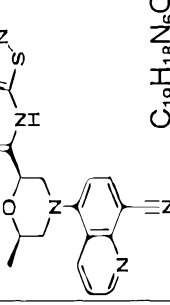
ER-898919	 C ₂₀ H ₂₀ N ₆ O ₂	376.42	0.0137	> 10.0	(2R,6R)-4-(8-cyanoquinolin-5-yl)-6-methyl-N-(1-methyl-1H-pyrazol-5-yl)morpholine-2-carboxamide	¹ H NMR (400 MHz, CHLOROFORM-d ₁) □□ppm 1.41 (3 H), 2.77 (1 H), 2.91 (1 H), 3.37 (1 H), 3.79 (3 H), 3.88 (1 H), 4.22 (1 H), 4.64 (1 H), 6.32 (1 H), 7.14 (1 H), 7.46 (1 H), 7.57 (1 H), 8.07 (1 H), 8.30 (1 H), 8.50 (1 H), 9.11 (1 H).	LCMS (ESI+) calcd for C ₂₀ H ₂₀ N ₆ O ₂ (M+H ⁺): 377.17; found: 377.28
ER-898920	 C ₂₀ H ₂₀ N ₆ O ₂	335.37	0.0450	> 10.0	(2R,6R)-N-(cyanomethyl)-4-(8-cyanoquinolin-5-yl)-6-methylmorpholine-2-carboxamide	¹ H NMR (400 MHz, CHLOROFORM-d ₁) 1.35 (3 H), 2.70 (1 H), 2.81 (1 H), 3.32 (1 H), 3.79 (1 H), 4.14 (1 H), 4.27 (2 H), 4.52 (1 H), 7.11 (2 H), 7.56 (1 H), 8.06 (1 H), 8.47 (1 H), 9.10 (1 H).	LCMS (ESI+) calcd for C ₁₈ H ₁₇ N ₅ O ₂ (M+H ⁺): 336.14; found: 336.14
ER-898921	 C ₁₈ H ₁₇ N ₅ O ₂	361.40	0.0870	> 10.0	(2R,6R)-N-(1-cyanocyclopropyl)-4-(8-cyanoquinolin-5-yl)-6-methylmorpholine-2-carboxamide	¹ H NMR (400 MHz, CHLOROFORM-d ₁) □□ppm 1.34 (5 H), 1.62 (2 H), 2.68 (1 H), 2.80 (1 H), 3.31 (1 H), 3.79 (1 H), 4.11 (1 H), 4.46 (1 H), 7.11 (1 H), 7.16 (1 H), 7.11 (1 H), 8.06 (1 H), 8.46 (1 H), 9.10 (1 H).	LCMS (ESI+) calcd for C ₂₀ H ₁₉ N ₅ O ₂ (M+H ⁺): 362.16; found: 362.15
ER-898922	 C ₂₀ H ₁₉ N ₅ O ₂ S	380.43	0.0650	> 10.0	(2R,6R)-4-(8-cyanoquinolin-5-yl)-6-methyl-N-(1,2,4-thiadiazol-5-yl)morpholine-2-carboxamide	¹ H NMR (400 MHz, CHLOROFORM-d ₁) □□ppm 1.42 (3 H), 2.76 (1 H), 2.95 (1 H), 3.39 (1 H), 3.87 (1 H), 4.25 (1 H), 4.78 (1 H), 7.14 (1 H), 7.59 (1 H), 8.08 (1 H), 8.39 (1 H), 8.50 (1 H), 9.22 (1 H), 10.17 (1 H).	LCMS (ESI+) calcd for C ₁₈ H ₁₆ N ₆ O ₂ S (M+H ⁺): 381.11; found: 381.11
ER-898923	 C ₁₉ H ₁₈ N ₆ O ₂ S	394.46	0.0650	> 10.0	(2R,6R)-4-(8-cyanoquinolin-5-yl)-6-methyl-N-(3-methyl-1,2,4-thiadiazol-5-yl)morpholine-2-carboxamide	¹ H NMR (400 MHz, CHLOROFORM-d ₁) 1.39 (3 H), 2.60 (3 H), 2.75 (1 H), 2.93 (1 H), 3.37 (1 H), 3.86 (1 H), 4.24 (1 H), 4.75 (1 H), 7.13 (1 H), 7.58 (1 H), 8.08 (1 H), 8.49 (1 H), 9.12 (1 H), 10.08 (1 H).	LCMS (ESI+) calcd for C ₁₉ H ₁₈ N ₆ O ₂ S (M+H ⁺): 395.12; found: 395.12

FIG. 6VVV

ER-898946		$C_{21}H_{25}N_5O_2$	379.46	0.0030	2.110	(2R,6R)-4-(8-cyanoquinolin-5-yl)-6-methyl-N-(piperidin-4-yl)morpholine-2-carboxamide	¹ H NMR (400 MHz, CD ₃ OD) δ ppm: 1.30-1.35 (d, 3H), 1.45-1.58 (m, 2H), 1.79-1.90 (m, 2H), 2.63-2.83 (m, 4H), 3.03-3.11 (m, 2H), 3.35-3.41 (dt, 1H), 3.65-3.71 (dt, 1H), 3.79-3.89 (m, 1H), 4.09-4.19 (m, 1H), 4.43-4.48 (dd, 1H), 7.24-7.28 (d, 1H), 7.63-7.67 (dd, 1H), 8.12-8.16 (d, 1H), 8.64-8.68 (dd, 1H), 8.96-8.99 (dd, 1H).	LCMS (ESI+) calcd for C ₂₁ H ₂₅ N ₅ O ₂ (M+H ⁺): 380.20; found: 380.2
ER-899017		$C_{22}H_{26}ClN_5O_2$	427.93	0.0160	1.070	5-((2R,6R)-2-methyl-6-(2,6-diazaspiro[3.4]octane-2-carbonyl)morpholino)quinoline-8-carbonitrile hydrochloride	δ 1.15, (d, 3H), 1.22, (t, 2H), 2.10, (m, 2H), 2.61, (m, 1H), 2.84, (m, 1H), 3.08, (m, 2H), 3.12, (m, 1H), 3.40, (d, 1H), 3.79, (dd, 1H), 3.89, (dd, 1H), 3.96, (m, 1H), 4.25, (dd, 1H), 4.33, (dd, 1H), 4.49, (t, 1H), 7.21, (d, 1H), 7.65, (dd, 1H), 8.21, (d, 1H), 8.53, (d, 1H), 8.98, (br s, 2H), 9.01, (d, 1H)	LCMS (ESI+) calcd for C ₂₂ H ₂₅ N ₅ O ₂ (M+H ⁺): 392.40; found: 392.33
ER-899018		$C_{22}H_{26}ClN_5O_2$	415.92	0.0220	>10.0	5-((2R,6R)-2-methyl-6-(3-(methylamino)methyl)azetidine-1-carbonyl)morpholino)quinoline-8-carbonitrile hydrochloride	δ 1.14 (d, 3H), 2.49, (m, 2H), 2.63, (s, 3H), 2.86, (m, 2H), 3.12, (m, 2H), 3.32, (m, 1H), 3.40, (m, 1H), 3.68, (m, 1H), 3.94, (m, 2H), 4.15, (m, 1H), 4.38, (m, 1H), 4.47, (m, 1H), 7.21, (d, 1H), 7.65, (dd, 1H), 8.21, (d, 1H), 8.53, (d, 1H), 8.62, (br s, 2H), 9.01, (d, 1H)	
ER-899019		$C_{22}H_{27}ClF_2N_5O_2$	447.94	0.0300	>10.0	(2R,6R)-4-(8-cyanoquinolin-5-yl)-N-((4-fluoropiperidin-4-yl)methyl)-6-methylmorpholine-2-carboxamide hydrochloride	δ 1.17, (d, 3H), 1.62, (m, 2H), 1.74, (m, 2H), 2.60, (m, 1H), 2.89, (m, 3H), 3.18, (m, 1H), 3.32, (m, 3H), 3.42, (d, 1H), 3.75, (t, 1H), 3.97, (m, 2H), 4.17, (dd, 1H), 4.49, (t, 1H), 7.21, (d, 1H), 7.65, (dd, 1H), 8.21, (d, 1H), 8.53, (d, 1H), 8.70, (br s, 2H), 9.01, (d, 1H)	
ER-899020		$C_{22}H_{27}ClF_2N_5O_2$	401.90	0.0290	>10.0	(2R,6R)-N-(azetidin-3-ylmethyl)-4-(8-cyanoquinolin-5-yl)-6-methylmorpholine-2-carboxamide hydrochloride	δ 1.21, (d, 3H), 2.63, (t, 1H), 2.76, (t, 1H), 2.87, (m, 1H), 2.99, (m, 1H), 3.28, (m, 2H), 3.33, (d, 1H), 3.54, (m, 1H), 3.68, (m, 2H), 3.85, (m, 1H), 4.01, (m, 1H), 4.38, (m, 2H), 7.23, (d, 1H), 7.65, (dd, 1H), 8.21, (m, 2H), 8.55, (d, 1H), 9.01, (d, 1H)	
ER-899021		$C_{20}H_{24}ClN_5O_2$	441.96	0.0230	11.800	5-((2R,6R)-2-methyl-6-(2,6-diazaspiro[3.5]nonane-2-carbonyl)morpholino)quinoline-8-carbonitrile hydrochloride	δ 1.16, (d, 3H), 1.35, (d, 1H), 1.62, (m, 2H), 1.75, (m, 2H), 2.60, (m, 1H), 2.88, (m, 2H), 3.18, (m, 2H), 3.33, (m, 2H), 3.42, (d, 1H), 3.75, (t, 1H), 3.97, (m, 2H), 4.16, (dd, 1H), 4.49, (t, 1H), 7.21, (d, 1H), 7.65, (dd, 1H), 8.21, (d, 1H), 8.53, (d, 1H), 8.70, (br s, 2H), 9.01, (d, 1H)	
ER-899023		$C_{23}H_{28}ClN_5O_2$	427.93	0.0360	11.250	5-((2R,6R)-2-methyl-6-(1,6-diazaspiro[3.4]octane-1-carbonyl)morpholino)quinoline-8-carbonitrile hydrochloride	δ 1.15, (d, 3H), 2.08, (m, 1H), 2.30, (m, 1H), 2.44, (m, 1H), 2.61, (t, 1H), 2.87, (m, 1H), 3.19, (m, 2H), 3.33, (m, 2H), 3.41, (m, 2H), 3.81, (m, 1H), 3.96, (m, 1H), 4.18, (m, 2H), 4.46, (dd, 1H), 7.21, (d, 1H), 7.65, (dd, 1H), 8.21, (d, 1H), 8.53, (d, 1H), 8.70, (br s, 2H), 9.01, (d, 1H)	

FIG. 6WWW

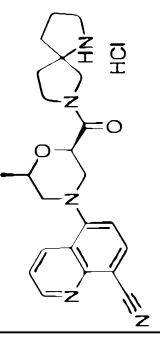
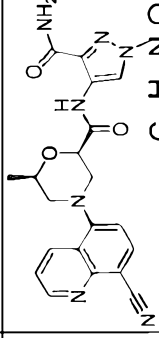
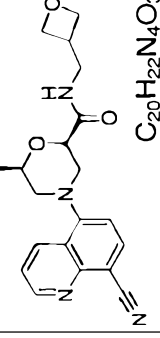
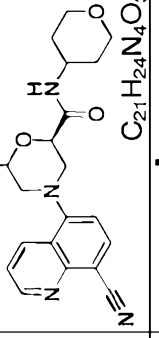
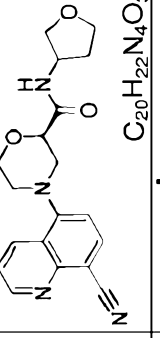
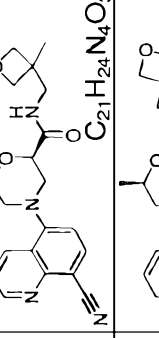
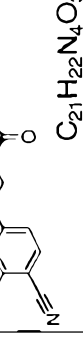
ER-899024	 <chem>C23H28ClN5O2</chem>	441.96	0.2050	2.190	5-((2R,6R)-2-methyl-6-(1,7-diazaspiro[4.4]nonane-7-carbonyl)morpholino)quinoline-8-carbonitrile hydrochloride	δ 1.15, (d, 3H), 1.87, (m, 4H), 2.63, (m, 1H), 2.95, (m, 1H), 3.09, (m, 2H), 3.23, (m, 2H), 3.35, (m, 4H), 3.60, (m, 1H), 4.00, (m, 2H), 4.58, (t, 1H), 7.23, (d, 1H), 7.63, (dd, 1H), 8.21, (d, 1H), 8.55, (d, 1H), 9.01, (d, 1H)	
ER-899025	 <chem>C21H21N7O3</chem>	419.44	0.0510	>10.0	(2R,6R)-N-(3-carbamoyl-1-methyl-1H-pyrazol-4-yl)-4-(8-cyanoquinolin-5-yl)-6-methylmorpholine-2-carboxamide	δ 1.23, (d, 3H), 2.67, (m, 1H), 2.83, (t, 1H), 3.38, (d, 1H), 3.62, (d, 1H), 3.84, (s, 3H), 4.12, (m, 1H), 4.61, (d, 1H), 7.25, (d, 1H), 7.42, (s, 1H), 7.66, (m, 2H), 8.18, (s, 1H), 8.22, (d, 1H), 8.59, (d, 1H), 9.02, (d, 1H), 10.59, (s, 1H)	
ER-899121	 <chem>C20H22N4O3</chem>	366.42	0.0200	>10.0	(2R,6R)-4-(8-cyanoquinolin-5-yl)-6-methyl-N-(oxetan-3-yl)morpholine-2-carboxamide	¹ H NMR (400 MHz, CD ₃ OD) δ ppm: 1.28-1.33 (d, 3H), 2.67-2.81 (m, 2H), 3.14-3.23 (m, 1H), overlapping with signal of CD ₃ OD, 3.32-3.39 (m, 1H), 3.48-3.53 (d, 2H), 3.64-3.70 (m, 1H), 4.05-4.15 (m, 1H), 4.38-4.48 (m, 3H), 4.69-4.76 (m, 2H), 7.21-7.25 (d, 1H), 7.60-7.65 (dd, 1H), 8.10-8.14 (d, 1H), 8.61-8.66 (dd, 1H), 8.94-8.97 (dd, 1H)	LCMS (ESI+) calcd for C ₂₀ H ₂₂ N ₄ O ₃ (M+H+): 367.17; found: 367.29
ER-899122	 <chem>C21H24N4O3</chem>	380.45	0.0080	>10.0	(2R,6R)-4-(8-cyanoquinolin-5-yl)-6-methyl-N-(tetrahydro-2H-pyran-4-yl)morpholine-2-carboxamide	¹ H NMR (400 MHz, CD ₃ OD) δ ppm: 1.28-1.35 (d, 3H), 1.55-1.70 (m, 2H), 1.71-1.84 (m, 2H), 2.65-2.83 (m, 2H), 3.32-3.41 (m, 1H), 3.41-3.51 (m, 2H), 3.62-3.72 (m, 1H), 3.88-4.00 (m, 3H), 4.05-4.18 (m, 1H), 4.41-4.48 (dd, 1H), 7.23-7.28 (d, 1H), 7.62-7.67 (dd, 1H), 8.13-8.16 (d, 1H), 8.63-8.68 (dd, 1H), 8.96-9.00 (dd, 1H)	LCMS (ESI+) calcd for C ₂₁ H ₂₄ N ₄ O ₃ (M+H+): 381.19; found: 381.3
ER-899123	 <chem>C20H22N4O3</chem>	366.42	0.0655	>10.0	(2R,6R)-4-(8-cyanoquinolin-5-yl)-6-methyl-N-(tetrahydrofuran-3-yl)morpholine-2-carboxamide	¹ H NMR (400 MHz, CD ₃ OD) δ ppm: 1.30-1.34 (d, 3H), 1.85-1.96 (m, 1H), 2.17-2.30 (m, 1H), 2.67-2.76 (t, 1H), 2.76-2.85 (t, 1H), 3.34-3.41 (d, 1H), 3.60-3.70 (m, 2H), 3.75-3.82 (q, 1H), 3.82-3.89 (m, 1H), 3.90-3.98 (q, 1H), 4.09-4.18 (m, 1H), 4.40-4.49 (m, 2H), 7.24-7.28 (d, 1H), 7.62-7.67 (dd, 1H), 8.12-8.16 (d, 1H), 8.63-8.68 (dd, 1H), 8.96-8.99 (dd, 1H)	LCMS (ESI+) calcd for C ₂₀ H ₂₂ N ₄ O ₃ (M+H+): 367.17; found: 367.25
ER-899131	 <chem>C21H24N4O3</chem>	366.42	0.0423	>10.0	(2R,6R)-4-(8-cyanoquinolin-5-yl)-6-methyl-N-(3-methyloxetan-3-yl)morpholine-2-carboxamide	δ 1.14, (s, 3H), 1.21, (d, 3H), 2.64, (t, 1H), 2.75, (t, 1H), 3.11, (d, 2H), 3.34, (d, 1H), 3.52, (d, 1H), 4.05, (m, 1H), 4.09, (d, 2H), 4.36, (d, 2H), 4.41, (d, 1H), 7.22, (d, 1H), 7.66, (dd, 1H), 8.00, (t, 1H), 8.20, (d, 1H), 8.56, (d, 1H), 9.01, (d, 1H)	
ER-899132	 <chem>C21H22N4O3</chem>	378.43	0.1470	>10.0	5-((2R,6R)-2-methyl-6-(2-oxa-6-azaspiro[3.3]heptane-6-carbonyl)morpholino)quinoline-8-carbonitrile	δ 1.16, (d, 3H), 2.59, (t, 1H), 2.83, (t, 1H), 3.31, (d, 1H), 3.39, (d, 1H), 3.95, (m, 1H), 4.01, (s, 2H), 4.44, (m, 1H), 4.46, (s, 2H), 4.62, (m, 4H), 7.21, (d, 1H), 7.64, (dd, 1H), 8.20, (d, 1H), 8.52, (d, 1H), 9.00, (d, 1H)	

FIG. 6XXX

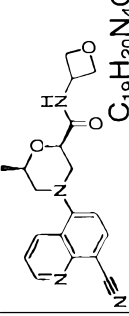
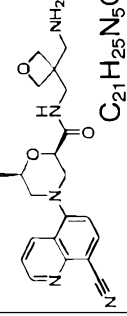
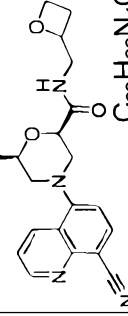
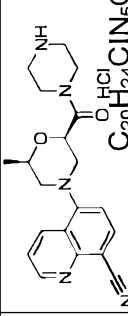
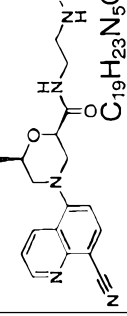
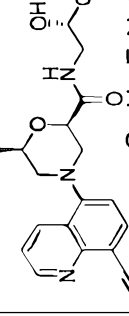
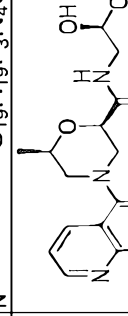
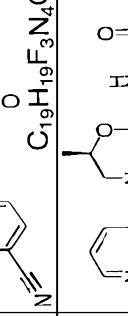
ER-899133	 <chem>C19H20N4O3</chem>	378.43	0.1280	>10.0	(2R,6R)-4-(8-cyanoquinolin-5-yl)-6-methyl-N-(oxetan-3-yl)morpholine-2-carboxamide	¹ H NMR (400 MHz, CD ₃ OD) δ ppm: 1.22, (d, 3H), 2.63, (t, 1H), 2.77, (t, 1H), 3.34, (d, 1H), 3.49, (d, 1H), 4.02, (m, 1H), 4.36, (d, 1H), 4.50, (m, 2H), 4.62, (m, 2H), 4.79, (m, 1H), 7.22, (d, 1H), 7.65, (dd, 1H), 8.20, (d, 1H), 8.55, (t, 1H), 9.01, (d, 1H)	
ER-899134	 <chem>C21H25N5O3</chem>	395.46	0.0640	>10.0	(2R,6R)-N-(3-(aminomethyl)oxetan-3-yl)methyl-4-(8-cyanoquinolin-5-yl)-6-methylmorpholine-2-carboxamide	¹ H NMR (400 MHz, CD ₃ OD) δ ppm: 1.20, (d, 3H), 2.62, (m, 3H), 2.72, (t, 1H), 3.09, (m, 1H), 3.32, (m, 4H), 3.52, (d, 1H), 4.03, (m, 1H), 4.24, (m, 2H), 4.41, (d, 1H), 7.21, (d, 1H), 7.65, (dd, 1H), 8.12, (t, 1H), 8.20, (d, 1H), 8.56, (d, 1H), 9.01, (d, 1H)	
ER-899135	 <chem>C20H22N4O3</chem>	366.42	0.2520	>10.0	(2R,6R)-4-(8-cyanoquinolin-5-yl)-6-methyl-N-(oxetan-2-yl)methylmorpholine-2-carboxamide	¹ H NMR (400 MHz, CD ₃ OD) δ ppm: 1.20, (d, 3H), 2.28, (m, 1H), 2.53, (m, 1H), 2.63, (m, 1H), 2.75, (t, 1H), 3.28, (m, 1H), 3.34, (m, 2H), 3.53, (d, 1H), 4.02, (m, 1H), 4.39, (m, 3H), 4.69, (m, 1H), 7.22, (d, 1H), 7.65, (dd, 1H), 7.83, (m, 1H), 8.20, (d, 1H), 8.57, (d, 1H), 9.01, (d, 1H)	
ER-899136	 <chem>C20H24ClN5O2</chem>	378.43	0.1080	>10.0	5-((2R,6R)-2-methyl-6-(piperazine-1-carbonyl)morpholino)quinoline-8-carbonitrile hydrochloride	¹ H NMR (400 MHz, CD ₃ OD) δ ppm: 1.14, (d, 3H), 2.63, (t, 1H), 2.98, (m, 5H), 3.33, (m, 3H), 3.45, (m, 2H), 3.54, (m, 1H), 4.02, (m, 1H), 4.69, (d, 1H), 7.21, (d, 1H), 7.63, (dd, 1H), 8.21, (d, 1H), 8.57, (d, 1H), 8.75, (br, s, 2H), 9.00, (d, 1H)	
ER-899140	 <chem>C19H23N5O2</chem>	353.42	0.0160	3.271	(2R,6R)-4-(8-cyanoquinolin-5-yl)-6-methyl-N-(2-(methylamino)ethyl)morpholine-2-carboxamide	¹ H NMR (400 MHz, CD ₃ OD) δ ppm: 1.30-1.35 (d, 3H), 2.67-2.85 (m, 4H), 3.33-3.48 (m, 3H), 3.67-3.74 (m, 1H), 4.10-4.18 (m, 1H), 4.45-4.51 (dd, 1H), 7.25-7.28 (d, 1H), 7.63 (dd, 1H), 8.13-8.17 (d, 1H), 8.65-8.69 (dd, 1H), 8.97-9.00 (dd, 1H). Exact mass calculated: 353.4	LCMS (ESI+) calcd for C ₁₉ H ₂₃ N ₅ O ₂ (M+H ⁺): 354.19; found: 354.3
ER-899151	 <chem>C19H19F3N4O3</chem>	408.38	0.0330	>10.0	(2R,6R)-4-(8-cyanoquinolin-5-yl)-6-methyl-N-((S)-3,3,3-trifluoro-2-hydroxypropyl)morpholine-2-carboxamide	¹ H NMR (400 MHz, CD ₃ OD) δ ppm: 1.30-1.35 (d, 3H), 2.66-2.83 (m, 2H), 3.32-3.42 (m, 2H), 3.58-3.65 (dd, 1H), 3.65-3.73 (m, 1H), 4.05-4.20 (m, 2H), 4.47-4.53 (dd, 1H), 7.24-7.28 (d, 1H), 7.63-7.68 (dd, 1H), 8.13-8.17 (d, 1H), 8.65-8.70 (dd, 1H), 8.96-9.00 (dd, 1H)	LCMS (ESI+) calcd for C ₁₉ H ₁₉ F ₃ N ₄ O ₃ (M+H ⁺): 409.14; found: 409.24
ER-899152	 <chem>C19H19F3N4O3</chem>	408.38	0.0260	>10.0	(2R,6R)-4-(8-cyanoquinolin-5-yl)-6-methyl-N-((R)-3,3,3-trifluoro-2-hydroxypropyl)morpholine-2-carboxamide	¹ H NMR (400 MHz, CD ₃ OD) δ ppm: 1.30-1.35 (d, 3H), 2.66-2.83 (m, 2H), 3.32-3.42 (m, 2H), 3.58-3.65 (dd, 1H), 3.65-3.73 (m, 1H), 4.05-4.20 (m, 2H), 4.47-4.53 (dd, 1H), 7.23-7.28 (d, 1H), 7.62-7.68 (dd, 1H), 8.12-8.17 (d, 1H), 8.64-8.69 (dd, 1H), 8.96-9.00 (dd, 1H)	LCMS (ESI+) calcd for C ₁₉ H ₁₉ F ₃ N ₄ O ₃ (M+H ⁺): 409.14; found: 409.24
ER-899153	 <chem>C19H20N4O4</chem>	368.39	0.0400	>10.0	methyl 2-((2R,6R)-4-(8-cyanoquinolin-5-yl)-6-methylmorpholine-2-carboxamido)acetate	¹ H NMR (400 MHz, CD ₃ OD) δ ppm: 1.31-1.36 (d, 3H), 2.68-2.77 (t, 1H), 2.79-2.87 (t, 1H), 3.35-3.43 (m, 1H), 3.66-3.73 (m, 4H), 3.99 (s, 2H), 4.10-4.20 (m, 1H), 4.50-4.56 (dd, 1H), 7.25-7.30 (d, 1H), 7.62-7.68 (dd, 1H), 8.12-8.18 (d, 1H), 8.64-8.70 (dd, 1H), 8.95-9.00 (dd, 1H)	LCMS (ESI+) calcd for C ₁₉ H ₂₀ N ₄ O ₄ (M+H ⁺): 369.15; found: 369.19

FIG. 6YYY

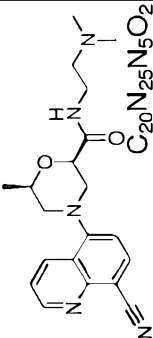
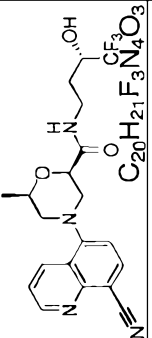
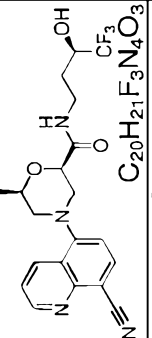
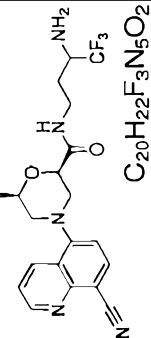
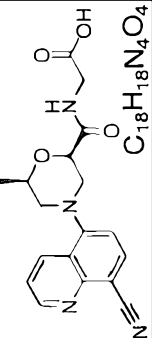
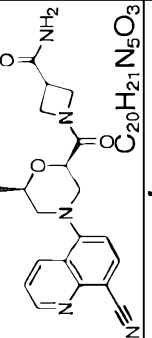
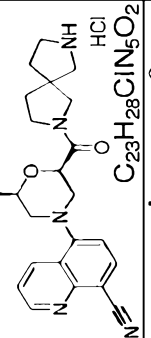
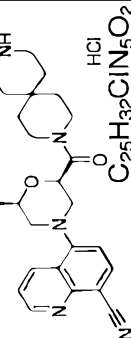
ER-899154		367.45	0.0150	> 10.0	(2R,6R)-4-(8-cyanoquinolin-5-yl)-N-(2-(dimethylamino)ethyl)-6-methylmorpholine-2-carboxamide	¹ H NMR (400 MHz, CD ₃ OD) δ ppm: 1.28-1.35 (d, 3H), 2.65-2.72 (t, 1H), 2.81 (s, 6H), 3.10-3.18 (t, 2H), 3.26-3.30 (m, 1H), 3.35-3.40 (d, 1H), 3.50-3.58 (m, 1H), 3.60-3.72 (m, 2H), 4.08-4.18 (m, 1H), 4.47-4.53 (dd, 1H), 7.20-7.26 (d, 1H), 7.60-7.65 (dd, 1H), 8.08-8.15 (d, 1H), 8.60-8.66 (dd, 1H), 8.94-8.98 (dd, 1H).	LCMS (ESI+) calcd for C ₂₀ H ₂₅ N ₅ O ₄ (M+H ⁺): 368.20; found: 368.27
ER-899159		422.40	0.0360	> 10.0	(2R,6R)-4-(8-cyanoquinolin-5-yl)-6-methyl-N-((S)-4,4-trifluoro-3-hydroxybutyl)morpholine-2-carboxamide	¹ H NMR (400 MHz, CD ₃ OD) δ ppm: 1.31-1.37 (d, 3H), 1.67-1.78 (m, 1H), 1.87-1.96 (m, 1H), 2.67-2.83 (m, 2H), 3.35-3.54 (m, 3H), 3.68-3.75 (m, 1H), 3.94-4.00 (m, 1H), 4.12-4.20 (m, 1H), 4.45-4.52 (dd, 1H), 7.25-7.30 (d, 1H), 7.64-7.70 (dd, 1H), 8.13-8.19 (d, 1H), 8.66-8.70 (dd, 1H), 8.97-9.01 (dd, 1H).	LCMS (ESI+) calcd for C ₂₀ H ₂₁ F ₃ N ₄ O ₃ (M+H ⁺): 423.16; found: 423.19
ER-899160		422.40	0.0290	> 10.0	(2R,6R)-4-(8-cyanoquinolin-5-yl)-6-methyl-N-((R)-4,4-trifluoro-3-hydroxybutyl)morpholine-2-carboxamide	¹ H NMR (400 MHz, CD ₃ OD) δ ppm: 1.31-1.37 (d, 3H), 1.67-1.78 (m, 1H), 1.87-1.96 (m, 1H), 2.67-2.83 (m, 2H), 3.35-3.53 (m, 3H), 3.68-3.75 (m, 1H), 3.91-4.00 (m, 1H), 4.12-4.19 (m, 1H), 4.45-4.52 (dd, 1H), 7.25-7.30 (d, 1H), 7.63-7.69 (dd, 1H), 8.13-8.18 (d, 1H), 8.65-8.70 (dd, 1H), 8.97-9.01 (dd, 1H).	LCMS (ESI+) calcd for C ₂₀ H ₂₁ F ₃ N ₄ O ₃ (M+H ⁺): 423.16; found: 423.2
ER-899161		421.42	0.0350	> 10.0	(2R,6R)-N-(3-amino-4,4-trifluorobutyl)-4-(8-cyanoquinolin-5-yl)-6-methylmorpholine-2-carboxamide	¹ H NMR (400 MHz, CD ₃ OD) δ ppm: 1.31-1.36 (d, 3H), 1.53-1.63 (m, 1H), 1.90-2.00 (m, 1H), 2.68-2.83 (m, 2H), 3.16-3.23 (m, 1H), 3.35-3.52 (m, 3H), 3.67-3.74 (d, 1H), 4.09-4.19 (m, 1H), 4.46-4.51 (dt, 1H), 7.25-7.29 (dd, 1H), 7.63-7.68 (dd, 1H), 8.13-8.17 (d, 1H), 8.65-8.70 (dd, 1H), 8.97-9.00 (dd, 1H).	LCMS (ESI+) calcd for C ₂₀ H ₂₂ F ₃ N ₅ O ₂ (M+H ⁺): 422.18; found: 422.21
ER-899162		354.36	0.4280	> 10.0	2-((2R,6R)-4-(8-cyanoquinolin-5-yl)-6-methylmorpholine-2-carboxamido)acetic acid	¹ H NMR (400 MHz, CD ₃ OD) δ ppm: 1.30-1.35 (d, 3H), 2.68-2.76 (dd, 1H), 2.79-2.88 (dd, 1H), 3.35-3.42 (m, 1H), 3.66-3.73 (m, 1H), 3.92-3.97 (m, 2H), 4.11-4.20 (m, 1H), 4.49-4.55 (dd, 1H), 7.23-7.28 (d, 1H), 7.62-7.67 (dd, 1H), 8.12-8.16 (d, 1H), 8.64-8.69 (dd, 1H), 8.95-8.99 (dd, 1H).	LCMS (ESI+) calcd for C ₁₈ H ₁₈ N ₄ O ₄ (M+H ⁺): 355.14; found: 355.22
ER-899191		379.42	0.0920	> 10.0	1-((2R,6R)-4-(8-cyanoquinolin-5-yl)-6-methylmorpholine-2-carboxamido)azetidine-3-carboxamide	δ 1.15, (d, 3H), 1.87, (m, 4H), 2.60, (t, 1H), 2.84, (t, 1H), 3.29, (m, 1H), 3.41, (d, 1H), 3.83, (m, 1H), 3.94, (m, 2H), 4.29, (m, 1H), 4.39, (m, 1H), 4.49, (m, 1H), 7.02, (s, 1H), 7.21, (d, 1H), 7.44, (s, 1H), 7.64, (dd, 1H), 8.20, (d, 1H), 8.54, (d, 1H), 9.01, (d, 1H)	
ER-899192		379.42	0.0780	0.365	5-((2R,6R)-2-methyl-6-(2,7-diazaspiro[4.4]nonane-2-carbonyl)morpholino)quinoline-8-carbonitrile hydrochloride	δ 1.15, (d, 3H), 1.87, (m, 4H), 2.63, (m, 1H), 2.95, (m, 1H), 3.09, (m, 2H), 3.23, (m, 2H), 3.35, (m, 4H), 3.56, (m, 1H), 3.67, (m, 1H), 3.99, (m, 1H), 4.59, (d, 1H), 7.22, (d, 1H), 7.64, (m, 1H), 8.21, (d, 1H), 8.55, (d, 1H), 9.01, (d, 1H), 9.21, (br s, 2H)	
ER-899193		470.01	0.0192	0.087	5-((2R,6R)-2-methyl-6-(3,9-diazaspiro[5.5]undecane-3-carbonyl)morpholino)quinoline-8-carbonitrile hydrochloride	δ 1.15, (d, 3H), 2.65, (t, 1H), 2.97, (t, 1H), 3.03, (m, 2H), 3.18, (m, 1H), 3.35, (m, 2H), 3.64, (m, 2H), 3.79, (m, 2H), 4.00, (m, 10H), 4.74, (d, 1H), 7.23, (d, 1H), 7.63, (dd, 1H), 8.22, (d, 1H), 8.55, (d, 1H), 9.01, (d, 1H), 9.22, (br s, 2H)	

FIG. 6ZZZ

ER-899196		416.44	0.0640	> 10.0	(2R,6R)-N-(3-carbamoylpyridin-4-yl)-4-(8-cyanoquinolin-5-yl)-6-methylmorpholine-2-carboxamide	δ 1.26, (d, 3H), 2.68, (t, 1H), 2.89, (t, 1H), 3.39, (d, 1H), 3.62, (d, 1H), 4.14, (m, 1H), 4.66, (d, 1H), 7.26, (d, 1H), 7.67, (dd, 1H), 7.96, (s, 1H), 8.22, (d, 1H), 8.39, (m, 1H), 8.49, (ab q 2H), 8.60, (d, 1H), 8.91, (s, 1H), 9.02, (d, 1H), 12.58, (s, 1H)	LCMS (ESI+) calcd for C ₂₁ H ₂₅ N ₅ O ₃ (M+H ⁺): 396.20; found: 396.33
ER-899278		395.46	0.0020	10.207	(2R,6R)-N-(4-(8-cyanoquinolin-5-yl)-6-methyl-N-(R)-morpholin-2-ylmethyl)morpholine-2-carboxamide	¹ H NMR (400 MHz, CD ₃ OD) δ ppm: 1.31-1.34 (d, 3H), 2.45-2.54 (m, 1H), 2.68-2.90 (m, 5H), 3.25-3.42 (m, 3H) (partially overlapped with CD ₃ OD signal), 3.52-3.75 (m, 3H), 3.83-3.89 (m, 1H), 4.09-4.17 (m, 1H), 4.46-4.51 (dd, 1H), 7.24-7.28 (d, 1H), 7.63-7.68 (dd, 1H), 8.12-8.17 (d, 1H), 8.64-8.69 (dd, 1H), 8.96-9.00 (dd, 1H)	
ER-899282		373.41	0.0150	> 10.0	(2R,6R)-N-(4-(8-cyanoquinolin-5-yl)-6-methyl-N-(pyridin-4-yl)morpholine-2-carboxamide	δ 1.24, (d, 3H), 2.68, (t, 1H), 2.96, (t, 1H), 3.38, (d, 1H), 3.58, (d, 1H), 4.09, (m, 1H), 4.58, (d, 1H), 7.26, (d, 1H), 7.63, (d, 2H), 7.66, (dd, 1H), 8.22, (d, 1H), 8.40, (d, 2H), 8.60, (d, 1H), 9.02, (d, 1H), 10.15, (s, 1H)	
ER-899283		373.41	0.0680	> 10.0	(2R,6R)-N-(4-(8-cyanoquinolin-5-yl)-6-methyl-N-(pyridin-3-yl)morpholine-2-carboxamide	δ 1.25, (d, 3H), 2.68, (t, 1H), 2.95, (t, 1H), 3.39, (d, 1H), 3.59, (d, 1H), 4.09, (m, 1H), 4.59, (d, 1H), 7.26, (d, 1H), 7.32, (q, 1H), 7.66, (dd, 1H), 8.03, (d, 1H), 8.22, (d, 1H), 8.25, (d, 1H), 8.60, (d, 1H), 8.78, (s, 1H), 9.02, (d, 1H), 9.98, (s, 1H)	
ER-899285		481.99	0.0110	1.264	(2R,6R)-N-(1-(azetidin-3-yl)-1H-pyrazol-4-yl)-4-(8-cyanoquinolin-5-yl)-6-methylmorpholine-2-carboxamide hydrochloride	δ 1.24, (d, 3H), 2.07, (m, 5H), 2.65, (t, 1H), 2.84, (t, 1H), 2.97, (m, 2H), 3.37, (d, 1H), 3.57, (d, 1H), 4.07, (m, 1H), 4.40, (m, 1H), 4.51, (d, 1H), 7.24, (d, 1H), 7.58, (s, 1H), 7.66, (dd, 1H), 7.93, (s, 1H), 8.21, (d, 1H), 8.58, (d, 1H), 8.69, (br s, 1H), 8.89, (br s, 1H), 9.02, (d, 1H), 9.90, (s, 1H)	
ER-899286		453.93	0.0480	1.071	(2R,6R)-N-(1-(azetidin-3-yl)-1H-pyrazol-4-yl)-4-(8-cyanoquinolin-5-yl)-6-methylmorpholine-2-carboxamide hydrochloride	δ 1.24, (d, 3H), 2.66, (t, 1H), 2.84, (t, 1H), 3.37, (d, 1H), 3.57, (d, 1H), 4.07, (m, 1H), 4.25, (m, 3H), 4.54, (d, 1H), 5.36, (m, 1H), 7.24, (d, 1H), 7.66, (dd, 1H), 7.75, (s, 1H), 8.10, (s, 1H), 8.22, (d, 1H), 8.59, (d, 1H), 9.02, (d, 1H), 9.13, (br s, 2H), 9.98, (s, 1H)	
ER-899287		376.42	0.0300	> 10.0	(2R,6R)-N-(1H-pyrazol-5-yl)methyl)-4-(8-cyanoquinolin-5-yl)-6-methylmorpholine-2-carboxamide	δ 1.19, (d, 3H), 2.63, (t, 1H), 2.77, (t, 1H), 3.34, (d, 1H), 3.54, (d, 1H), 4.01, (m, 1H), 4.26, (m, 2H), 4.40, (d, 1H), 6.06, (s, 1H), 7.22, (d, 1H), 7.66, (dd, 1H), 8.08, (m, 1H), 8.20, (d, 1H), 8.56, (d, 1H), 9.01, (d, 1H), 12.51, (s, 1H)	

FIG. 6AAA

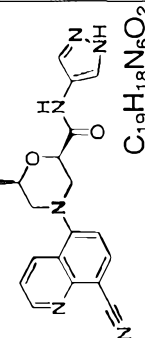
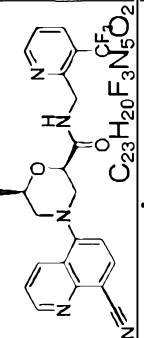
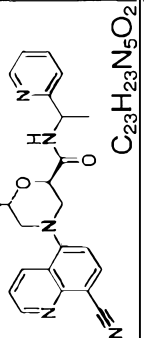
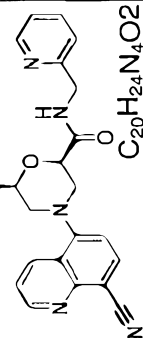
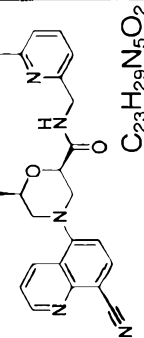
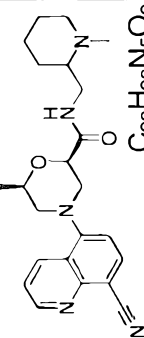
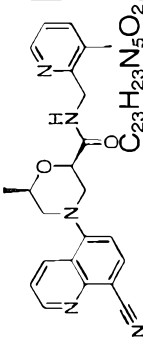
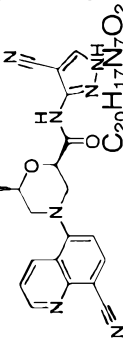
ER-899288		376.42	0.1460	> 10.0	(2R,6R)-N-((1H-pyrazol-4-yl)methyl)-4-(8-cyanoquinolin-5-yl)-6-methylmorpholine-2-carboxamide	δ 1.25, (d, 3H), 2.66, (t, 1H), 2.86, (t, 1H), 3.37, (d, 1H), 3.58, (d, 1H), 4.07, (m, 1H), 4.50, (d, 1H), 7.24, (d, 1H), 7.67, (dd, 1H), 7.72, (m, 1H), 8.21, (d, 1H), 8.58, (d, 1H), 9.01, (d, 1H), 9.80, (s, 1H), 12.55, (s, 1H)	
ER-899289		455.44	0.0480	> 10.0	(2R,6R)-4-(8-cyanoquinolin-5-yl)-6-methyl-N-(3-(trifluoromethyl)pyridin-2-yl)methylmorpholine-2-carboxamide	δ 1.23, (d, 3H), 2.67, (t, 1H), 2.80, (t, 1H), 3.37, (d, 1H), 3.56, (d, 1H), 4.07, (m, 1H), 4.49, (d, 1H), 4.57, (m, 2H), 7.23, (d, 1H), 7.51, (m, 1H), 7.66, (dd, 1H), 8.13, (d, 1H), 8.21, (d, 1H), 8.28, (t, 1H), 8.58, (d, 1H), 8.78, (d, 1H), 9.01, (d, 1H)	
ER-899290		401.47	0.0550	> 10.0	(2R,6R)-4-(8-cyanoquinolin-5-yl)-6-methyl-N-(1-(pyridin-2-ylethyl)morpholine-2-carboxamide	δ 1.22, (d, 3H), 1.35, (d, 3H), 2.67, (t, 1H), 2.78, (m, 1H), 3.34, (m, 1H), 3.53, (t, 1H), 4.05, (m, 1H), 4.44, (t, 1H), 4.98, (t, 1H), 7.23, (m, 2H), 7.34, (t, 1H), 7.65, (dd, 1H), 7.73, (t, 1H), 8.15, (m, 1H), 8.20, (t, 1H), 8.49, (d, 1H), 8.56, (d, 1H), 9.01, (d, 1H)	
ER-899291		387.44	0.0530	> 10.0	(2R,6R)-4-(8-cyanoquinolin-5-yl)-6-methyl-N-(pyridin-2-yl)methylmorpholine-2-carboxamide	δ 1.22, (d, 3H), 2.66, (t, 1H), 2.80, (t, 1H), 3.36, (d, 1H), 3.57, (d, 1H), 4.06, (m, 1H), 4.37, (d, 2H), 4.47, (d, 1H), 7.23, (m, 3H), 7.66, (dd, 1H), 7.71, (t, 1H), 8.21, (d, 1H), 8.40, (t, 1H), 8.45, (d, 1H), 8.57, (d, 1H), 9.01, (d, 1H)	
ER-899292		401.47	0.1060	> 10.0	(2R,6R)-4-(8-cyanoquinolin-5-yl)-6-methyl-N-((6-methylpyridin-2-yl)methyl)morpholine-2-carboxamide	δ 1.22, (d, 3H), 2.39, (s, 3H), 2.66, (t, 1H), 2.80, (t, 1H), 3.36, (d, 1H), 3.57, (d, 1H), 4.05, (m, 1H), 4.32, (d, 2H), 4.47, (d, 1H), 7.01, (d, 1H), 7.07, (d, 1H), 7.24, (d, 1H), 7.59, (t, 1H), 7.65, (dd, 1H), 8.21, (d, 1H), 8.42, (t, 1H), 8.57, (d, 1H), 9.01, (d, 1H)	
ER-899293		407.52	0.0050	> 10.0	(2R,6R)-4-(8-cyanoquinolin-5-yl)-6-methyl-N-((1-methylpiperidin-2-yl)methyl)morpholine-2-carboxamide	δ 1.13, (m, 2H), 1.20, (d, 3H), 1.33, (m, 1H), 1.45, (m, 2H), 1.59, (m, 1H), 1.92, (m, 2H), 2.14, (s, 3H), 2.62, (m, 1H), 2.70, (m, 2H), 3.07, (m, 2H), 3.34, (d, 1H), 3.52, (d, 1H), 4.02, (m, 1H), 4.38, (d, 1H), 7.22, (d, 1H), 7.48, (brt, 1H), 7.66, (dd, 1H), 8.20, (d, 1H), 8.56, (d, 1H), 9.01, (d, 1H)	
ER-899294		401.47	0.1960	> 10.0	(2R,6R)-4-(8-cyanoquinolin-5-yl)-6-methyl-N-(3-methylpyridin-2-yl)methylmorpholine-2-carboxamide	δ 1.23, (d, 3H), 2.23, (s, 3H), 2.67, (t, 1H), 2.79, (t, 1H), 3.37, (d, 1H), 3.58, (d, 1H), 4.07, (m, 1H), 4.38, (m, 2H), 4.48, (d, 1H), 7.19, (dd, 1H), 7.23, (d, 1H), 7.55, (d, 1H), 7.66, (dd, 1H), 8.21, (d, 1H), 8.28, (t, 1H), 8.33, (d, 1H), 8.58, (d, 1H), 9.01, (d, 1H)	
ER-899295		387.40	0.0320	> 10.0	(2R,6R)-N-(4-cyano-1H-pyrazol-3-yl)-4-(8-cyanoquinolin-5-yl)-6-methylmorpholine-2-carboxamide		

FIG. 6BBB

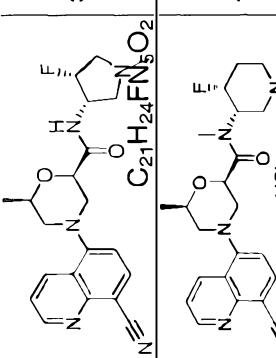
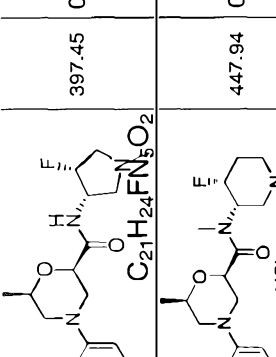
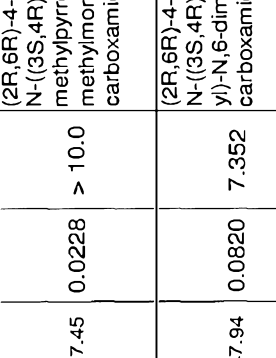

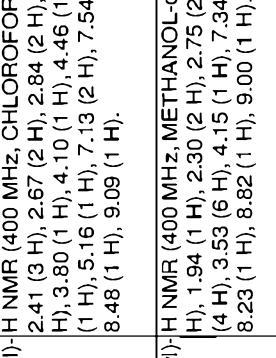
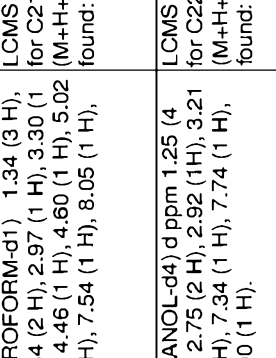
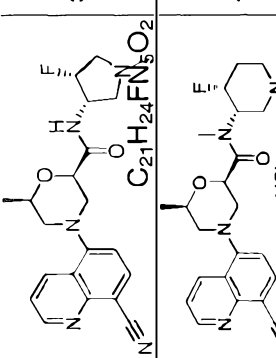
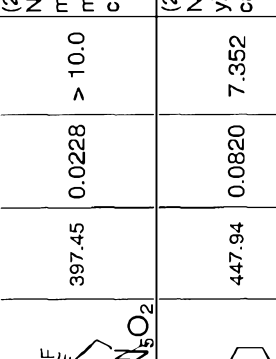
ER-899332		397.45	0.0228	> 10.0	(2R,6R)-4-(8-cyanoquinolin-5-yl)-N-((3S,4R)-4-fluoro-1-methylpyrrolidin-3-yl)-6-methylmorpholine-2-carboxamide	H NMR (400 MHz, CHLOROFORM-d1) 1.34 (3 H), 2.41 (3 H), 2.67 (2 H), 2.84 (2 H), 2.97 (1 H), 3.30 (1 H), 3.80 (1 H), 4.10 (1 H), 4.46 (1 H), 4.60 (1 H), 5.02 (1 H), 5.16 (1 H), 7.13 (2 H), 7.54 (1 H), 8.05 (1 H), 8.48 (1 H), 9.09 (1 H).	LCMS (ESI+) calcd for C21H24FN5O3 (M+H+): 398.19; found: 398.4
ER-899333		447.94	0.0820	7.352	(2R,6R)-4-(8-cyanoquinolin-5-yl)-N-((3S,4R)-4-fluoropiperidin-3-yl)-N,6-dimethylmorpholine-2-carboxamide hydrochloride	H NMR (400 MHz, METHANOL-d4) δ ppm 1.25 (4 H), 1.94 (1 H), 2.30 (2 H), 2.75 (2 H), 2.92 (1H), 3.21 (4 H), 3.53 (6 H), 4.15 (1 H), 7.34 (1 H), 7.74 (1 H), 8.23 (1 H), 8.82 (1 H), 9.00 (1 H).	LCMS (ESI+) calcd for C22H26FN5O2 (M+H+): 412.60; found: 412.21
ER-899334		365.43	0.1590	> 10.0	5-((2R,6R)-2-(3-(aminomethyl)azetidine-1-carbonyl)-6-methylmorpholino)quinoline-8-carbonitrile	H NMR (400 MHz, CHLOROFORM-d1) 1.29 (3 H), 1.60 (2 H), 2.68 (1 H), 2.81 (2 H), 2.96 (1 H), 3.29 (1 H), 3.38 (1 H), 3.65 (1 H), 3.74 (1 H), 4.02 (1 H), 4.14 (2 H), 4.50 (1 H), 4.69 (1 H), 7.12 (1 H), 7.53 (1 H), 8.06 (1 H), 8.46 (1 H), 9.09 (1 H).	LCMS (ESI+) calcd for C20H23N5O3 (M+H+): 366.19; found: 366.26
ER-899335		393.49	0.0153	17.740	5-((2R,6R)-2-(3-(ethylamino)methyl)azetidine-1-carbonyl)-6-methylmorpholino)quinoline-8-carbonitrile	H NMR (400 MHz, CHLOROFORM-d1) δ ppm 1.15 (4 H), 1.22 (1 H), 1.30 (3 H), 2.70 (2 H), 2.92 (3 H), 3.29 (1 H), 3.39 (1 H), 3.65 (1 H), 3.74 (1 H), 4.02 (1 H), 4.13 (2 H), 4.52 (2 H), 7.11 (1 H), 7.53 (1 H), 8.05 (1 H), 8.45 (1 H), 9.09 (1 H).	LCMS (ESI+) calcd for C22H27N5O2 (M+H+): 394.22; found: 394.22
ER-899336		393.49	0.0373	> 10.0	5-((2R,6R)-2-(3-(dimethylamino)methyl)azetidin e-1-carbonyl)-6-methylmorpholino)quinoline-8-carbonitrile		LCMS (ESI+) calcd for C22H27N5O2 (M+H+): 394.22; found: 394.22
ER-899337		407.52	0.0030	7.386	(2R,6R)-4-(8-cyanoquinolin-5-yl)-6-methyl-N-((1-methylazepan-4-yl)morpholine-2-carboxamide	H NMR (400 MHz, CHLOROFORM-d1) 1.30 (3 H), 1.80 (7 H), 2.39 (3 H), 2.54 (2 H), 2.98 (3 H), 3.28 (1 H), 3.79 (1 H), 4.07 (1 H), 4.17 (1 H), 4.37 (1 H), 7.06 (2 H), 7.51 (1 H), 8.02 (1 H), 8.46 (1 H), 9.06 (1 H).	LCMS (ESI+) calcd for C23H29N5O2 (M+H+): 408.24; found: 408.1
ER-899366		409.49	0.0030	> 10.0	(2R,6R)-4-(8-cyanoquinolin-5-yl)-6-methyl-N-(((2R,6R)-6-methylmorpholin-2-yl)methyl)morpholine-2-carboxamide	1H NMR (400 MHz, CD3OD) δ ppm: 1.11-1.14 (d, 3H), 1.32-1.35 (d, 3H), 2.32-2.47 (m, 2H), 2.69-2.88 (m, 4H), 3.20-3.28 (m, 1H), 3.32-3.42 (m, 2H), 3.55-3.75 (m, 3H), 4.11-4.19 (m, 1H), 4.47-4.53 (dd, 1H), 7.25-7.29 (d, 1H), 7.63-7.68 (dd, 1H), 8.13-8.17 (d, 1H), 8.65-8.70 (dd, 1H), 8.97-9.00 (dd, 1H).	LCMS (ESI+) calcd for C22H27N5O3 (M+H+): 410.21; found: 410.3
ER-899367		391.47	0.1190	0.684	5-((2R,6R)-2-methyl-6-(octahydropyrrolo[3,4-c]pyrrole-2-carbonyl)morpholino)quinoline-8-carbonitrile	1H NMR (400 MHz, CD3OD) δ ppm: 1.25-1.30 (dd, 3H), 2.65-2.75 (t, 1H), 2.75-3.10 (m, 5H), 3.15-3.25 (m, 2H), 3.35-3.55 (m, 3H), 3.55-3.70 (m, 2H), 3.80-3.84 (m, 1H), 4.08-4.20 (m, 1H), 4.67-4.74 (d, 1H), 7.25-7.30 (d, 1H), 7.60-7.65 (dd, 1H), 8.13-8.18 (d, 1H), 8.63-8.69 (d, 1H), 8.95-8.99 (d, 1H).	LCMS (ESI+) calcd for C22H25N5O2 (M+H+): 392.20; found: 392.36

FIG. 6CCCC

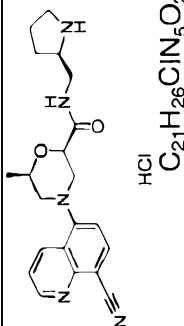
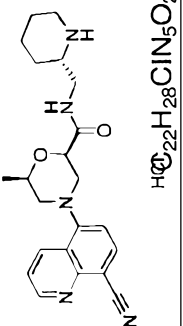
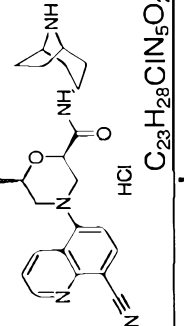
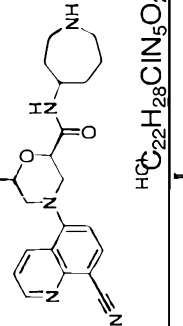
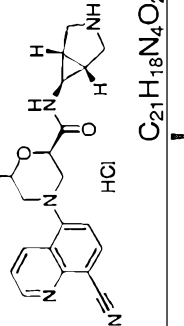
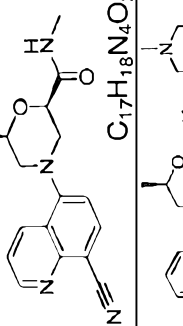
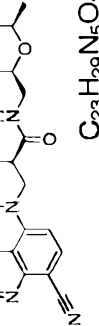
ER-899414		415.92	0.0130	> 10.0	(2R,6R)-4-(8-cyanoquinolin-5-yl)-6-methyl-N-((R)-pyrrolidin-2-ylmethyl)morpholine-2-carboxamide hydrochloride	δ 1.21, (d, 3H), 1.56, (m, 1H), 1.81, (m, 2H), 1.92, (m, 1H), 2.62, (t, 1H), 2.78, (t, 1H), 3.10, (m, 2H), 3.36, (m, 4H), 3.53, (d, 1H), 4.03, (m, 1H), 4.40, (d, 1H), 7.22, (d, 1H), 7.66, (dd, 1H), 8.19, (m, 1H), 8.22, (d, 1H), 8.56, (d, 1H), 8.61, (br s, 1H), 9.02, (d, 1H), 9.20, (br s, 1H)	
ER-899415		429.95	0.0050	> 10.0	(2R,6R)-4-(8-cyanoquinolin-5-yl)-6-methyl-N-((S)-piperidin-2-ylmethyl)morpholine-2-carboxamide hydrochloride	δ 1.22, (d, 3H), 1.35, (m, 2H), 1.53, (m, 1H), 1.69, (m, 3H), 2.64, (t, 1H), 2.80, (m, 2H), 3.07, (m, 1H), 3.18, (d, 1H), 3.31, (m, 3H), 4.03, (m, 1H), 4.41, (d, 1H), 7.22, (d, 1H), 7.66, (dd, 1H), 8.13, (t, 1H), 8.23, (d, 1H), 8.44, (br s, 1H), 8.57, (d, 1H), 8.66, (br s, 1H), 9.02, (d, 1H)	
ER-899416		441.96	0.0040	> 10.0	(2R,6R)-N-((1R,3r,5S)-8-azabicyclo[3.2.1]octan-3-yl)-4-(8-cyanoquinolin-5-yl)-6-cyanoquinolin-5-yl)-6-methylmorpholine-2-carboxamide hydrochloride	δ 1.17, (d, 3H), 1.94, (m, 4H), 2.10, (m, 4H), 2.61, (t, 1H), 2.81, (t, 1H), 3.36, (d, 1H), 3.45, (d, 1H), 3.80, (m, 1H), 3.87, (m, 2H), 4.01, (m, 1H), 4.41, (d, 1H), 7.22, (d, 1H), 7.65, (dd, 1H), 7.71, (d, 1H), 8.21, (d, 1H), 8.58, (d, 1H), 8.71, (br s, 1H), 8.89, (br s, 1H), 9.01, (d, 1H)	
ER-899417		429.95	0.0002		(2R,6R)-N-(azepan-4-yl)-4-(8-cyanoquinolin-5-yl)-6-methylmorpholine-2-carboxamide hydrochloride	δ 1.20, (d, 3H), 1.61, (m, 2H), 1.84, (m, 4H), 2.62, (t, 1H), 2.76, (t, 1H), 2.96, (m, 2H), 3.12, (m, 2H), 3.33, (d, 1H), 3.48, (d, 1H), 3.86, (m, 1H), 4.00, (m, 1H), 4.34, (d, 1H), 7.21, (d, 1H), 7.65, (dd, 1H), 7.80, (d, 1H), 8.21, (d, 1H), 8.56, (d, 1H), 8.78, (br s, 1H), 8.89, (br s, 1H), 9.01, (d, 1H)	
ER-899418		413.91	0.0200	> 10.0	(2R,6R)-N-((1R,5S,6S)-3-azabicyclo[3.1.0]hexan-6-yl)-4-(8-cyanoquinolin-5-yl)-6-cyanoquinolin-5-yl)-6-methylmorpholine-2-carboxamide hydrochloride	δ 1.17, (d, 3H), 1.91, (m, 2H), 2.60, (t, 1H), 2.76, (m, 2H), 3.27, (m, 4H), 3.33, (d, 1H), 3.47, (d, 1H), 3.98, (m, 1H), 4.33, (d, 1H), 7.20, (d, 1H), 7.65, (dd, 1H), 8.02, (d, 1H), 8.21, (d, 1H), 8.55, (d, 1H), 8.81, (br s, 1H), 9.01, (d, 1H), 9.38, (br s, 1H)	
ER-899431		310.36	0.0880	> 10.0	(2R,6R)-4-(8-cyanoquinolin-5-yl)-N,6-dimethylmorpholine-2-carboxamide	^1H NMR (400 MHz, CHLOROFORM-d) δ ppm 1.26 (t, J = 7.15 Hz, 1H), 1.30, 1.35 (m, 3H), 1.87 (br s, 1H), 2.04 (s, 1H), 2.67 (dd, J = 11.92, 10.32 Hz, 1H), 2.76 (dd, J = 11.94, 10.95 Hz, 1H), 2.88 (d, J = 5.00 Hz, 3H), 3.30 (dt, J = 11.96, 2.01 Hz, 1H), 3.81 (dt, J = 12.09, 2.27 Hz, 1H), 4.02 (d, J = 11.96, 2.01 Hz, 1H), 4.43 (dd, J = 10.74, 2.57 Hz, 1H), 6.72 (d, J = 4.50 Hz, 1H), 7.08 (d, J = 8.01 Hz, 1H), 7.53 (dd, J = 8.56, 4.22 Hz, 1H), 8.03 (d, J = 7.97 Hz, 1H), 8.48 (dd, J = 8.56, 1.66 Hz, 1H), 9.07 (dd, J = 4.20, 1.64 Hz, 1H)	LCMS (ESI+) calcd for C ₁₇ H ₁₈ N ₄ O ₂ (M+H ⁺): 311.15; found: 310.9
ER-899457		423.51	0.0110	> 10.0	(2R,6R)-4-(8-cyanoquinolin-5-yl)-N-((2S,6R)-4,6-dimethylmorpholin-2-yl)methyl)-6-methylmorpholine-2-carboxamide	^1H NMR (400 MHz, CD ₃ OD) δ ppm: 1.14 1.17 (d, 3H), 1.31-1.35 (d, 3H), 1.75 1.88 (m, 2H), 2.28-2.33 (s, 3H), 2.68 2.83 (m, 4H), 3.33-3.41 (m, 2H), 3.60 3.73 (m, 3H), 4.09 4.19 (m, 1H), 4.45 4.52 (dd, 1H), 7.24-7.29 (d, 1H), 7.62 7.68 (dd, 1H), 8.12-8.17 (d, 1H), 8.64 8.69 (dd, 1H), 8.95-9.00 (dd, 1H).	LCMS (ESI+) calcd for C ₂₃ H ₂₉ N ₅ O ₃ (M+H ⁺): 424.23; found: 424.28

FIG. 6DDDD

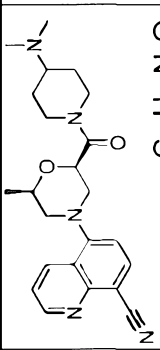
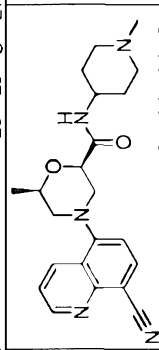
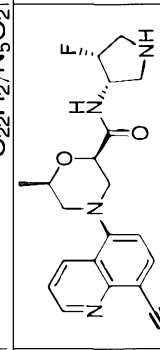
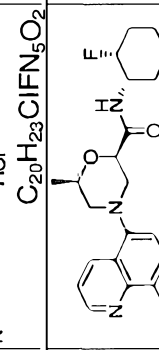
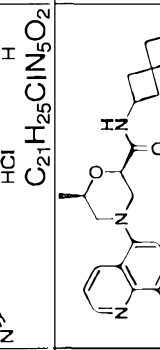
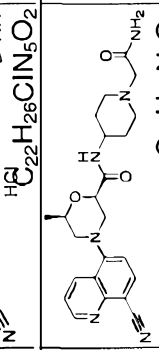
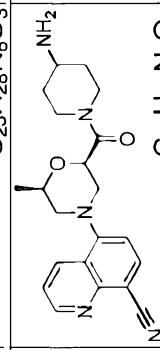
ER-899459	 C ₂₃ H ₂₉ N ₅ O ₂	407.52	0.0560	> 10.0	5-((2R,6R)-2-(4-(dimethylamino)piperidin-1-carbonyl)-6-methylmorpholino)quinoline-8-carbonitrile	¹ H NMR (400 MHz, CD ₃ OD) δ ppm: 1.23-1.65 (m, 5H), 1.90-2.05 (m, 2H), 2.30-2.36 (d, 6H), 2.45-2.75 (m, 3H), 3.04-3.23 (m, 2H), 3.35-3.50 (m, 2H), 4.10-4.21 (m, 1H), 4.21-4.32 (m, 1H), 4.50-4.60 (m, 1H), 4.75-4.85 (m, 1H), 7.26-7.32 (d, 1H), 7.58-7.67 (m, 1H), 8.13-8.18 (d, 1H), 8.63-8.70 (m, 1H), 8.94-9.00 (m, 1H).	LCMS (ESI+) calcd for C ₂₃ H ₂₉ N ₅ O ₂ (M+H ⁺): 408.24; found: 408.37
ER-899464	 C ₂₂ H ₂₇ N ₅ O ₂	393.49	0.0048	> 10.0	(2R,6R)-4-(8-cyanoquinolin-5-yl)-6-methyl-N-(1-methylpiperidin-4-yl)morpholine-2-carboxamide	¹ H NMR (400 MHz, CD ₃ OD) δ ppm: 1.31-1.36 (d, 3H), 1.57-1.70 (m, 2H), 1.79-1.91 (m, 2H), 2.11-2.22 (m, 2H), 2.30 (s, 3H), 2.68-2.93 (m, 4H), 3.35-3.41 (m, 1H), 3.64-3.80 (m, 2H), 4.09-4.18 (m, 1H), 4.43-4.48 (m, 1H), 7.24-7.28 (d, 1H), 7.62-7.68 (dd, 1H), 8.12-8.16 (d, 1H), 8.64-8.68 (m, 1H), 8.96-8.99 (m, 1H).	LCMS (ESI+) calcd for C ₂₂ H ₂₇ N ₅ O ₂ (M+H ⁺): 394.22; found: 394.3
ER-899476	 C ₂₂ H ₂₇ N ₅ O ₂	419.89	0.0050	> 10.0	(2R,6R)-4-(8-cyanoquinolin-5-yl)-N-((3S,4R)-4-fluoropiperidin-3-yl)-6-methylmorpholine-2-carboxamide hydrochloride	¹ H NMR (400 MHz, CD ₃ OD) δ ppm: 1.21, (d, 3H), 2.63, (t, 1H), 2.80, (t, 1H), 3.24, (m, 2H), 3.45, (m, 4H), 4.03, (m, 1H), 4.45, (t, 1H), 5.10, (m, 1H), 5.23, (m, 1H), 7.23, (d, 1H), 7.65, (dd, 1H), 8.12, (t, 1H), 8.21, (d, 1H), 8.57, (d, 1H), 9.02, (dd, 1H), 9.26, (br s, 1H), 9.59, (br s, 1H)	
ER-899477	 C ₂₀ H ₂₃ ClFN ₅ O ₂	433.91	0.0160	> 10.0	(2R,6R)-4-(8-cyanoquinolin-5-yl)-N-((3S,4R)-4-fluoropiperidin-3-yl)-6-methylmorpholine-2-carboxamide hydrochloride	¹ H NMR (400 MHz, CDCl ₃) δ ppm: 1.20, (d, 3H), 2.08, (m, 2H), 2.65, (t, 1H), 2.81, (t, 1H), 2.89, (m, 1H), 3.12, (m, 3H), 3.35, (d, 1H), 3.48, (d, 1H), 4.02, (m, 1H), 4.45, (d, 1H), 4.79, (m, 1H), 4.92, (m, 1H), 7.22, (d, 1H), 7.66, (dd, 1H), 7.99, (d, 1H), 8.22, (d, 1H), 8.57, (d, 1H), 8.99, (br s, 1H), 9.02, (d, 1H), 9.07, (br s, 1H)	
ER-899479	 C ₂₁ H ₂₅ ClN ₅ O ₂	427.93	0.0070	> 10.0	(2R,6R)-4-(8-cyanoquinolin-5-yl)-6-methyl-N-(2-azaspiro[3.3]heptan-6-yl)morpholine-2-carboxamide hydrochloride	¹ H NMR (400 MHz, CDCl ₃) δ ppm: 1.19, (d, 3H), 1.97, (m, 1H), 2.11, (m, 1H), 2.23, (m, 2H), 2.60, (t, 1H), 2.71, (t, 1H), 3.33, (d, 1H), 3.47, (d, 1H), 3.81, (m, 2H), 3.93, (m, 2H), 4.00, (m, 1H), 4.09, (m, 1H), 4.30, (d, 1H), 7.21, (d, 1H), 7.65, (dd, 1H), 7.96, (d, 1H), 8.03, (br s, 1H), 8.21, (d, 1H), 8.55, (d, 1H), 8.77, (br s, 1H), 9.01, (d, 1H)	
ER-899481	 C ₂₃ H ₂₈ N ₅ O ₃	436.51	0.0150	> 10.0	(2R,6R)-N-(1-(2-amino-2-oxoethyl)piperidin-4-yl)-4-(8-cyanoquinolin-5-yl)-6-methylmorpholine-2-carboxamide	¹ H NMR (400 MHz, CDCl ₃) δ ppm: 1.33-1.37 (d, 3H), 1.65-1.75 (m, 2H), 1.97-2.10 (m, 2H), 2.45-2.58 (m, 2H), 2.65-2.80 (m, 2H), 2.98-3.08 (m, 2H), 3.15-3.22 (s, 2H), 3.27-3.35 (d, 1H), 3.76-3.84 (d, 1H), 3.87-3.95 (m, 1H), 4.05-4.16 (m, 1H), 4.40-4.45 (dd, 1H), 5.00-5.05 (m, 1H), 5.59-5.65 (d, 1H), 7.08-7.13 (m, 1H)	LCMS (ESI+) calcd for C ₂₃ H ₂₈ N ₅ O ₃ (M+H ⁺): 437.23; found: 437.34
ER-899588	 C ₂₁ H ₂₅ N ₅ O ₂	379.46	0.1170	1.376	5-((2R,6R)-2-(4-aminopiperidin-1-carbonyl)-6-methylmorpholino)quinoline-8-carbonitrile	¹ H NMR (400 MHz, CD ₃ OD) δ ppm: 1.20-1.60 (m, 5H), 1.85-2.03 (m, 2H), 2.65-2.85 (m, 2H), 2.95-3.25 (m, 2H), 3.35-3.50 (m, 2H), 3.55-3.75 (m, 1H), 4.10-4.25 (m, 2H), 4.35-4.55 (m, 1H), 4.75-4.85 (m, 1H), 7.25-7.32 (d, 1H), 7.60-7.66 (m, 1H), 8.13-8.19 (d, 1H), 8.62-8.70 (m, 1H), 8.95-9.00 (m, 1H).	LCMS (ESI+) calcd for C ₂₁ H ₂₅ N ₅ O ₂ (M+H ⁺): 380.20; found: 380.33

FIG. 6EEEE

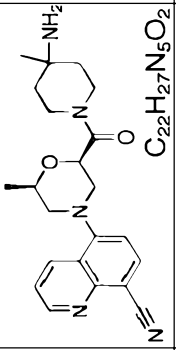
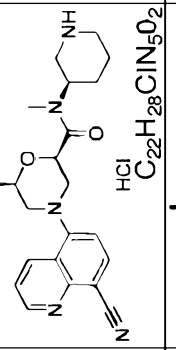
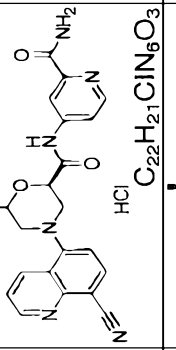
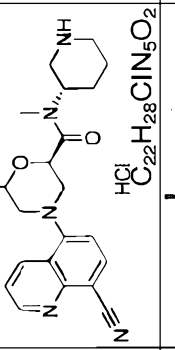
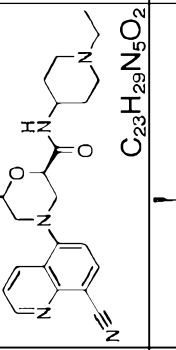
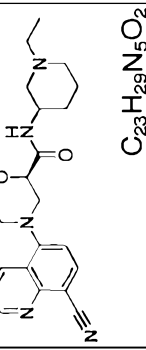
ER-899608		393.49	0.1041	7.040	5-((2R,6R)-2-(4-amino-4-methylpiperidine-1-carbonyl)-6-methylmorpholino)quinoline-8-carbonitrile	¹ H NMR (400 MHz, CD3OD) δ ppm: 1.22 (1.30 (m, 6H), 1.50-1.75 (m, 4H), 2.66-2.75 (t, 1H), 3.06-3.14 (dd, 1H), 3.36-3.50 (m, 2H), 3.50-3.60 (m, 1H), 3.60-3.77 (m, 2H), 3.86-3.96 (m, 1H), 4.11-4.22 (m, 1H), 4.78-4.83 (dd, 1H), 7.27-7.32 (d, 1H), 7.60-7.65 (dd, 1H), 8.14-8.19 (d, 1H), 8.65-8.69 (d, 1H), 8.96-8.99 (dd, 1H).	LCMS (ESI+) calcd for C22H27N5O2 (M+H+): 394.22; found: 394.3
ER-899616		429.95	0.0450	> 10.0	(2R,6R)-4-(8-cyanoquinolin-5-yl)-N,6-dimethyl-N ((R) piperidin-3-yl)morpholine-2-carboxamide hydrochloride	¹ H NMR (400 MHz, METHANOL-d ₄) δ ppm: 1.29 (d, 3 H) 1.80 - 2.11 (m, 4 H) 2.65 2.80 (m, 1 H) 2.89 - 3.02 (m, 2 H) 3.19 (s, 3 H) 3.02 - 3.29 (m, 2 H) 3.36 - 3.47 (m, 1 H) 3.47 - 3.58 (m, 1 H) 4.09 - 4.55 (m, 2 H) 4.76 - 4.95 (m, 1 H) 7.27 - 7.37 (m, 1 H) 7.62 - 7.73 (m, 1 H) 8.14 - 8.24 (m, 1 H) 8.67 - 8.79 (m, 1 H) 8.96 - 9.05 (m, 1 H)	LCMS (ESI+) calcd for C22H27N5O2 (M+H+): 394.22; found: 394.32
ER-899618		452.90	0.0438	> 10.0	(2R,6R)-N-(2-carbamoylpyridin-4-yl)-4-(8-cyanoquinolin-5-yl)-6-methylmorpholine-2-carboxamide hydrochloride	¹ H NMR (400 MHz, METHANOL-d ₄) δ ppm: 1.41 (d, J=6.20 Hz, 3 H) 2.78 (t, J=10.25 Hz, 1 H) 2.98 (d, J=11.96, 10.68 Hz, 1 H) 3.44 (dt, J=12.12, 2.06 Hz, 1 H) 3.76 (d, J=12.1, 1 H) 4.22 4.25 (m, 1 H) 4.68 (dd, J=10.68, 2.56 Hz, 1 H) 7.32 (d, J=8.12 Hz, 1 H) 7.68 (dd, J=8.76, 4.27 Hz, 1 H) 7.94 8.00 (m, 1 H) 8.17 (d, J=7.90 Hz, 1 H) 8.36 (s, 1 H) 8.52 (dd, J=5.55, 0.64 Hz, 1 H) 8.71 (dd, J=8.55, 1.71 Hz, 1 H) 9.00 (dd, J=4.27, 1.50 Hz, 1 H)	LCMS (ESI+) calcd for C22H25N6O3 (M+H+): 417.15; found: 417.23
ER-899619		429.95	0.4962	> 10.0	(2R,6R)-4-(8-cyanoquinolin-5-yl)-N,6-dimethyl-N-((S)-piperidin-3-yl)morpholine-2-carboxamide hydrochloride	¹ H NMR (400 MHz, METHANOL-d ₄) δ ppm: 1.29 (d, 3 H) 1.76 - 2.12 (m, 4 H) 2.68 - 2.77 (m, 1 H) 2.84 - 3.01 (m, 2 H) 3.06 - 3.29 (m, 5 H) 3.32 - 3.62 (m, 2 H) 4.12 - 4.29 (m, 1 H) 4.46 - 4.62 (m, 1 H) 4.79 - 4.85 (m, 1 H) 7.23 7.37 (m, 1 H) 7.61 7.73 (m, 1 H) 8.15 - 8.20 (m, 1 H) 8.67 - 8.73 (m, 1 H) 8.99 (dd, J=4.27, 1.71 Hz, 1 H)	LCMS (ESI+) calcd for C22H27N5O2 (M+H+): 394.22; found: 394.35
ER-899626		407.52	0.0027	> 10.0	(2R,6R)-4-(8-cyanoquinolin-5-yl)-N-(1-ethylpiperidin-4-yl)-6-methylmorpholine-2-carboxamide	¹ H NMR (400 MHz, METHANOL-d ₄) δ ppm: 1.30 - 1.38 (m, 6 H) 1.92 (br. s., 2 H) 2.10 (br. s., 2 H) 2.73 (dd, J=12.07, 10.28 Hz, 1 H) 2.81 (dd, J=11.86, 10.83 Hz, 1 H) 3.01 (br. s., 2 H) 3.13 (q, J=7.30 Hz, 2 H) 3.35 (s, 3 H) 3.37 - 3.44 (m, 1 H) 3.54 (d, J=11.33 Hz, 2 H) 3.64 - 3.76 (m, 1 H) 4.01 (s, 1 H) 4.50 (dd, J=10.68, 2.63 Hz, 1 H) 7.27 (d, J=8.05 Hz, 1 H) 7.66 (dd, J=8.58, 4.27 Hz, 1 H) 8.16 (d, J=8.01 Hz, 1 H) 8.42 (s, 1 H) 8.67 (dd, J=8.58, 1.68 Hz, 1 H)	LCMS (ESI+) calcd for C23H29N5O2 (M+H+): 408.24; found: 408.0
ER-899680		407.52	0.0148	8.784	(2R,6R)-4-(8-cyanoquinolin-5-yl)-N-(1-ethylpiperidin-3-yl)-6-methylmorpholine-2-carboxamide	¹ H NMR (400 MHz, CD3OD) δ ppm: 1.06-1.13 (m, 3H), 1.30-1.35 (d, 3H), 1.42 1.52 (m, 1H), 1.56-1.67 (m, 1H), 1.70 1.83 (m, 2H), 2.44 2.53 (m, 2H), 2.65-2.88 (m, 4H), 3.35 3.41 (m, 1H), 3.66-3.72 (m, 1H), 3.96 4.04 (m, 1H), 4.09 4.18 (m, 1H), 4.43-4.49 (dd, 1H), 7.24-7.29 (d, 1H), 7.62-7.67 (dd, 1H), 8.12-8.16 (d, 1H), 8.64-8.68 (dd, 1H), 8.96-8.99 (dd, 1H).	LCMS (ESI+) calcd for C23H29N5O2 (M+H+): 408.24; found: 408.36.

FIG. 6FFF

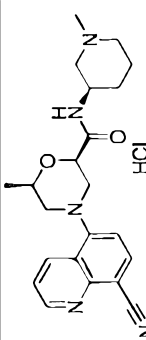
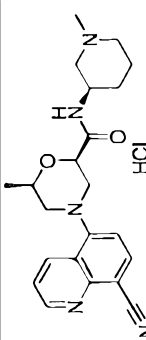
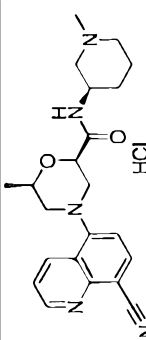
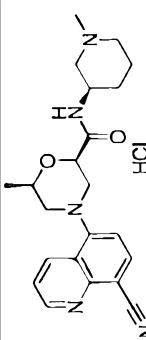
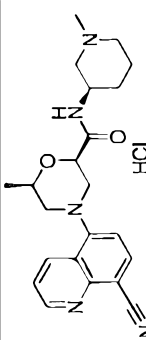
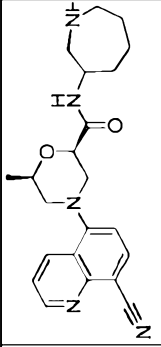
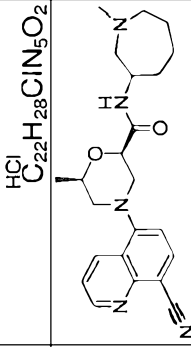
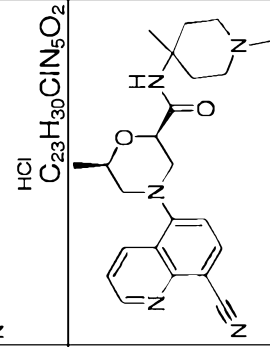
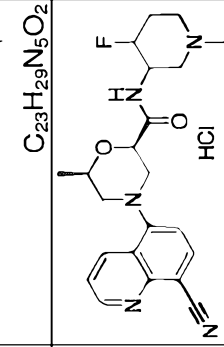
ER-899688	 <chem>CN1CC[C@H](C(=O)N[C@@H]2CC[C@H](C2)c3ccc4c(c3)ncn4)C5=CC=CC=C5C#N</chem> $C_{22}H_{28}ClN_5O_2$	393.49	0.0082	> 10.0	(2R,6R)-4-(8-cyanoquinolin-5-yl)-6-methyl-N-((R)-1-methylpiperidin-3-yl)morpholine-2-carboxamide hydrochloride	¹ H NMR (400 MHz, METHANOL-d ₄) δ ppm 1.34 (d, J=6.20 Hz, 3 H) 1.38 - 1.52 (m, 1 H) 1.63 (m, 1 H) 1.69 - 1.85 (m, 2 H) 2.19 (br. s., 2 H) 2.29 (s, 3 H) 2.58 (br. s., 1 H) 2.67 - 2.87 (m, 3 H) 3.40 (d, J=12.07 Hz, 1 H) 3.70 (dt, J=11.96, 2.24 Hz, 1 H) 3.93 - 4.06 (m, 1 H) 4.07 - 4.23 (m, 1 H) 4.47 (dd, J=10.79, 2.67 Hz, 1 H) 7.27 (d, J=7.90 Hz, 1 H) 7.66 (dd, J=8.55, 4.27 Hz, 1 H) 8.15 (d, J=8.12 Hz, 1 H) 8.67 (dd, J=8.55, 1.50 Hz, 1 H) 8.99 (dd, J=4.27, 1.50 Hz, 1 H)	LCMS (ESI+) calcd for C ₂₂ H ₂₇ N ₅ O ₂ (M+H ⁺): 394.22; found: 394.28
ER-899718	 <chem>CN1CC[C@H](C(=O)N[C@@H]2CC[C@H](C2)c3ccc4c(c3)ncn4)C5=CC=CC=C5C#N</chem> $C_{22}H_{27}N_5O_2$	393.49	0.0030	> 10.0	(2R,6R)-4-(8-cyanoquinolin-5-yl)-6-methyl-N-(4-methylpiperidin-4-yl)morpholine-2-carboxamide	¹ H NMR (400 MHz, CHLOROFORM-d) δ ppm 1.20 - 1.37 (m, 5 H) 1.46 (s, 3 H) 1.87 - 2.00 (m, 2 H) 2.39 (d, J=12.51 Hz, 2 H) 2.65 - 2.80 (m, 2 H) 2.97 - 3.15 (m, 3 H) 3.17 - 3.33 (m, 3 H) 3.46 (s, 2 H) 3.75 (d, J=12.02 Hz, 1 H) 4.04 - 4.16 (m, 1 H) 4.35 (dd, J=10.72, 2.56 Hz, 1 H) 6.42 (s, 1 H) 7.10 (d, J=8.01 Hz, 1 H) 7.52 (dd, J=8.55, 4.23 Hz, 1 H) 8.03 (d, J=7.97 Hz, 1 H) 8.46 (dd, J=8.56, 1.62 Hz, 1 H) 9.06 (dd, J=4.20, 1.60 Hz, 1 H)	LCMS (ESI+) calcd for C ₂₂ H ₂₇ N ₅ O ₂ (M+H ⁺): 394.22; found: 393.9
ER-899722	 <chem>CN1CC[C@H](C(=O)N[C@@H]2CC[C@H](C2)c3ccc4c(c3)ncn4)C5=CC=CC=C5C#N</chem> $C_{22}H_{27}N_5O_2$	367.45	0.0040	> 10.0	(2R,6R)-N-(2-amino-2-methylpropyl)-4-(8-cyanoquinolin-5-yl)-6-methylmorpholine-2-carboxamide	¹ H NMR (400 MHz, METHANOL-d ₄) δ ppm 1.07 (d, 7 H) 1.25 - 1.36 (m, 3 H) 2.64 - 2.86 (m, 3 H) 3.18 (d, 2 H) 3.36 (dt, 1 H) 3.68 (dt, 1 H) 4.13 (m, 1 H) 4.50 (dd, 1 H) 7.23 (d, 1 H) 7.62 (dd, 1 H) .11 (d, 1 H) 8.63 (dd, 1 H) 8.94 (dd, 1 H)	LCMS (ESI+) calcd for C ₂₀ H ₂₅ N ₅ O ₂ (M+H ⁺): 368.20; found: 368.2
ER-899742	 <chem>CN1CC[C@H](C(=O)N[C@@H]2CC[C@H](C2)c3ccc4c(c3)ncn4)C5=CC=CC=C5C#N</chem> $C_{20}H_{25}N_5O_2$	419.89	0.0059	> 10.0	rel-(2R,6R)-4-(8-cyanoquinolin-5-yl)-N-((3R,4S)-4-fluoropyrrolidin-3-yl)-6-methylmorpholine-2-carboxamide hydrochloride	¹ H NMR (400 MHz, METHANOL-d ₄) δ ppm 1.36 (d, 4 H) 2.59 - 2.80 (m, 1 H) 2.86 (t, 1 H) 3.35 (m, 1 H) 3.38 - 3.48 (m, 1 H) 3.48 - 3.65 (m, 1 H) 3.65 - 3.86 (m, 5 H) 4.16 - 4.21 (m, 1 H) 4.58 (dd, 1 H) 5.23 (t, 1 H) 5.37 (t, 1 H) 7.29 (d, 1 H) 7.68 (dd, 1 H) 8.11 (d, 1 H) 8.17 (d, 1 H) 8.69 (dd, 1 H) 9.01 (dd, 1 H)	LCMS (ESI+) calcd for C ₂₀ H ₂₃ N ₅ O ₂ (M+H ⁺): 384.15; found: 384.03
ER-899745	 <chem>CN1CC[C@H](C(=O)N[C@@H]2CC[C@H](C2)c3ccc4c(c3)ncn4)C5=CC=CC=C5C#N</chem> $C_{20}H_{23}ClN_5O_2$	419.89	0.0081	> 10.0	rel-(2R,6R)-4-(8-cyanoquinolin-5-yl)-N-((3S,4R)-4-fluoropyrrolidin-3-yl)-6-methylmorpholine-2-carboxamide hydrochloride	¹ H NMR (400 MHz, METHANOL-d ₄) δ ppm 1.35 (d, 4 H) 2.75 (t, 1 H) 2.86 (t, 1 H) 3.43 (d, 2 H) 3.59 (t, 1 H) 3.67 - 3.79 (m, 6 H) 4.05 - 4.29 (m, 1 H) 4.59 (dd, 1 H) 7.29 (d, 1 H) 7.70 (dd, 1 H) 8.12 (d, 1 H) 8.18 (d, 1 H) 8.73 (d, 1 H) 9.01 (dd, 1 H)	LCMS (ESI+) calcd for C ₂₀ H ₂₃ N ₅ O ₂ (M+H ⁺): 384.15; found: 384.06

FIG. 6GGGG

ER-899819		429.95	0.0053	7.490	(2R,6R)-N-(azepan-3-yl)-4-(8-cyanoquinolin-5-yl)-6-methylmorpholine-2-carboxamide hydrochloride	
ER-899820		443.98	0.0083	> 10.0	(2R,6R)-4-(8-cyanoquinolin-5-yl)-6-methyl-N-(1-methylazepan-3-yl)morpholine-2-carboxamide hydrochloride	
ER-899835		407.52	0.0661	> 10.0	(2R,6R)-4-(8-cyanoquinolin-5-yl)-N-(1,4-dimethylpiperidin-4-yl)-6-methylmorpholine-2-carboxamide	¹ H NMR (400 MHz, CHLOROFORM-d) δ ppm 0.84 - 0.91 (m, 1 H) 1.21 - 1.28 (m, 5 H) 1.34 (d, J=6.22 Hz, 3 H) 1.42 (s, 3 H) 1.67 - 1.90 (m, 4 H) 2.05 - 2.17 (m, 2 H) 2.21 (d, J=8.09 Hz, 1 H) 2.31 (s, 3 H) 2.54 - 2.65 (m, 1 H) 2.66 - 2.78 (m, 2 H) 3.30 (d, J=11.90 Hz, 1 H) 3.81 (d, J=12.09 Hz, 1 H) 4.03 - 4.16 (m, 1 H) 4.34 (dd, J=10.72, 2.52 Hz, 1 H) 4.85 - 4.93 (m, 1 H) 6.42 (s, 1 H) 7.09 (d, J=7.97 Hz, 1 H) 7.52 (dd, J=8.55, 4.20 Hz, 1 H) 8.04 (d, J=7.93 Hz, 1 H) 8.47 (dd, J=8.54, 1.37 Hz, 1 H) 9.07 (dd, J=4.04, 1.41 Hz, 1 H)
ER-899836		447.93	0.3190	> 10.0	(2R,6R)-4-(8-cyanoquinolin-5-yl)-N-(4-fluoro-1-methylpiperidin-3-yl)-6-methylmorpholine-2-carboxamide hydrochloride	¹ H NMR (400 MHz, METHANOL-d ₄) δ ppm 1.34 (d, J=6.41 Hz, 3 H) 1.92 - 2.14 (m, 2 H) 2.22 - 2.43 (m, 5 H) 2.58 (br, 1 H) 2.64 - 2.89 (m, 3 H) 3.40 (d, J=12.07 Hz, 1 H) 3.70 (dd, J=11.96, 2.14 Hz, 1 H) 4.09 - 4.28 (m, 2 H) 4.53 (ddd, J=10.74, 3.90, 2.67 Hz, 1 H) 4.65 - 4.86 (m, 1 H) 7.28 (d, J=8.12 Hz, 1 H) 7.66 (dd, J=8.55, 4.27 Hz, 1 H) 8.16 (d, J=8.12 Hz, 1 H) 8.68 (dd, J=8.65, 1.60 Hz, 1 H) 8.99 (dd, J=4.27, 1.71 Hz, 1 H)

LCMS (ESI+) calcd for C₂₃H₂₉N₅O₂ (M+H⁺): 408.24; found: 408

LCMS (ESI+) calcd for C₂₂H₂₆N₅O₂ (M+H⁺): 412.18; found: 412.23

FIG. 7(A)

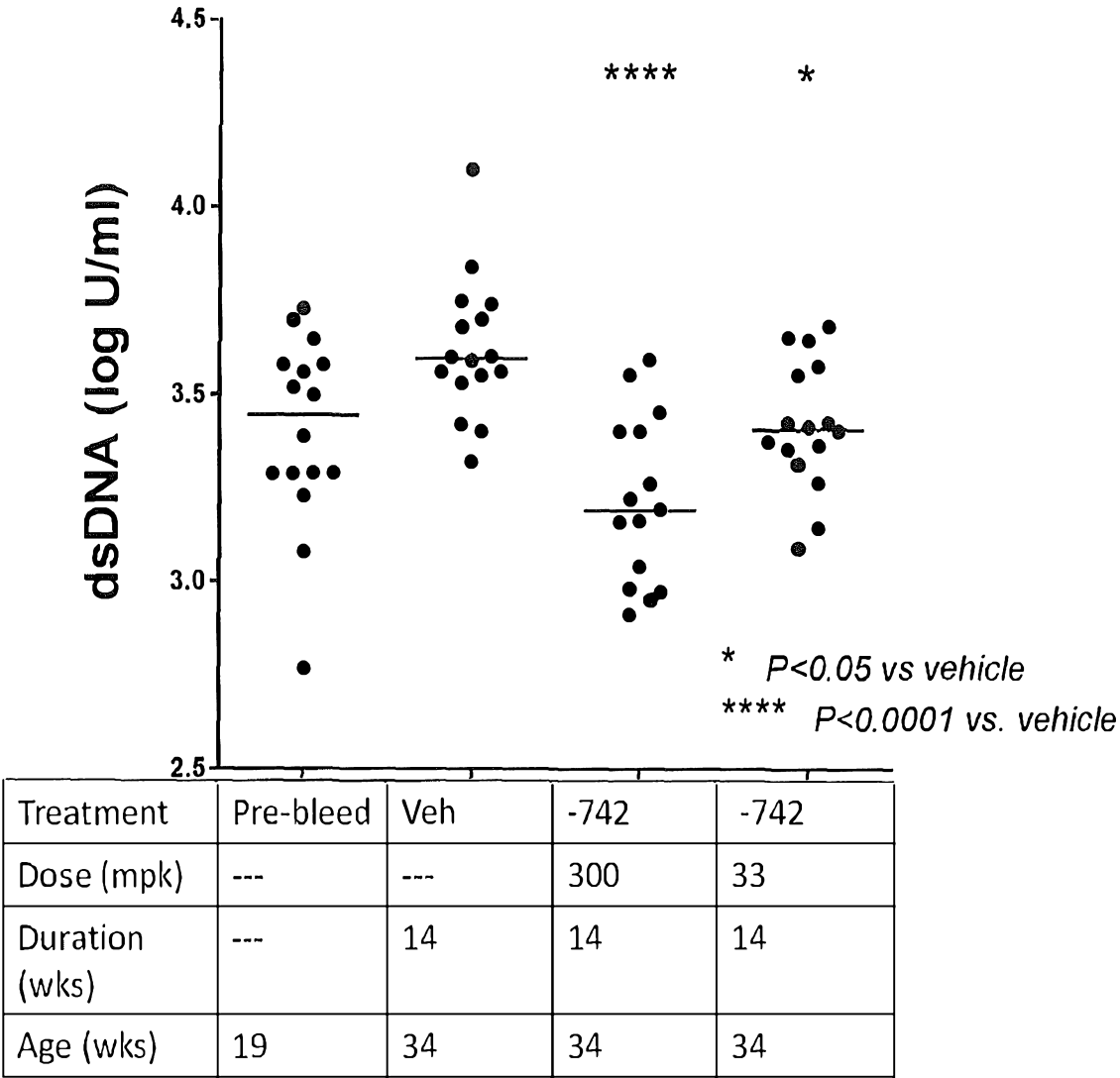


FIG. 7(B)

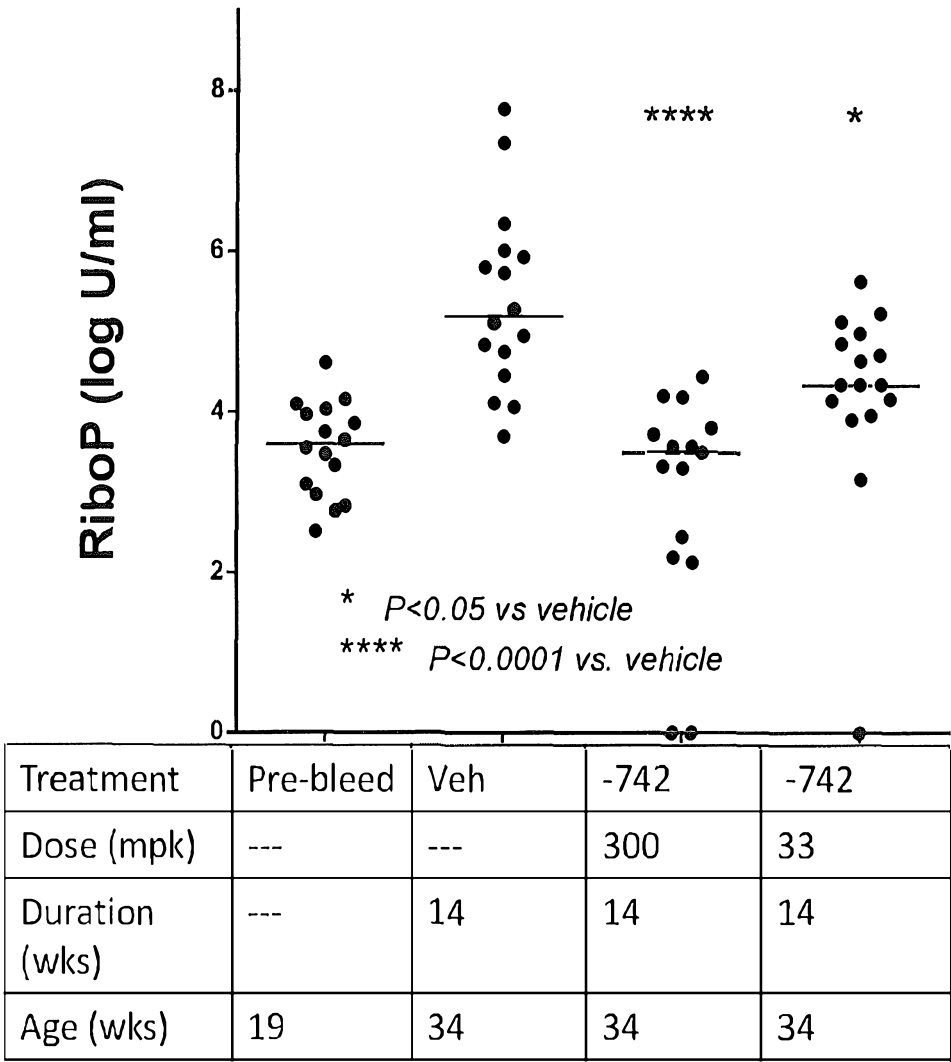


FIG. 7(C)

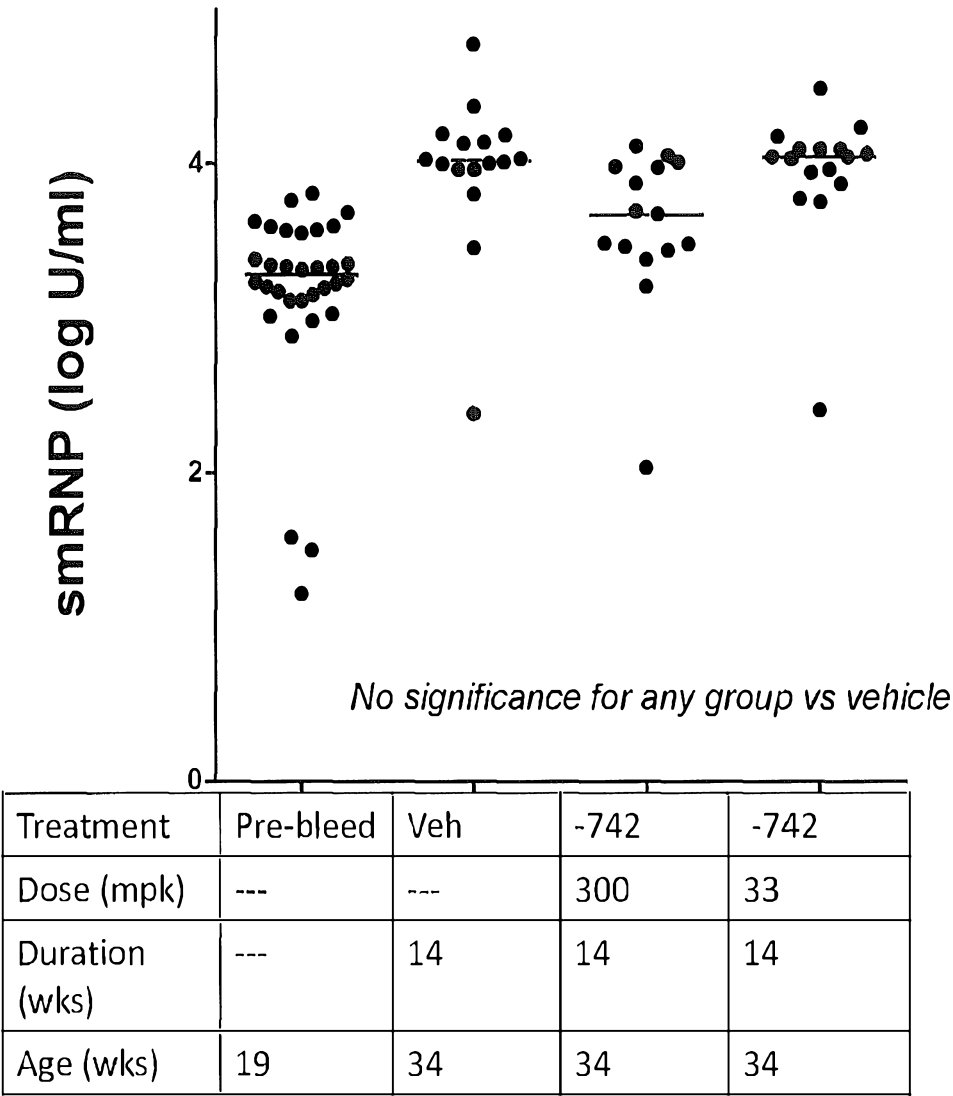


FIG. 7(D)

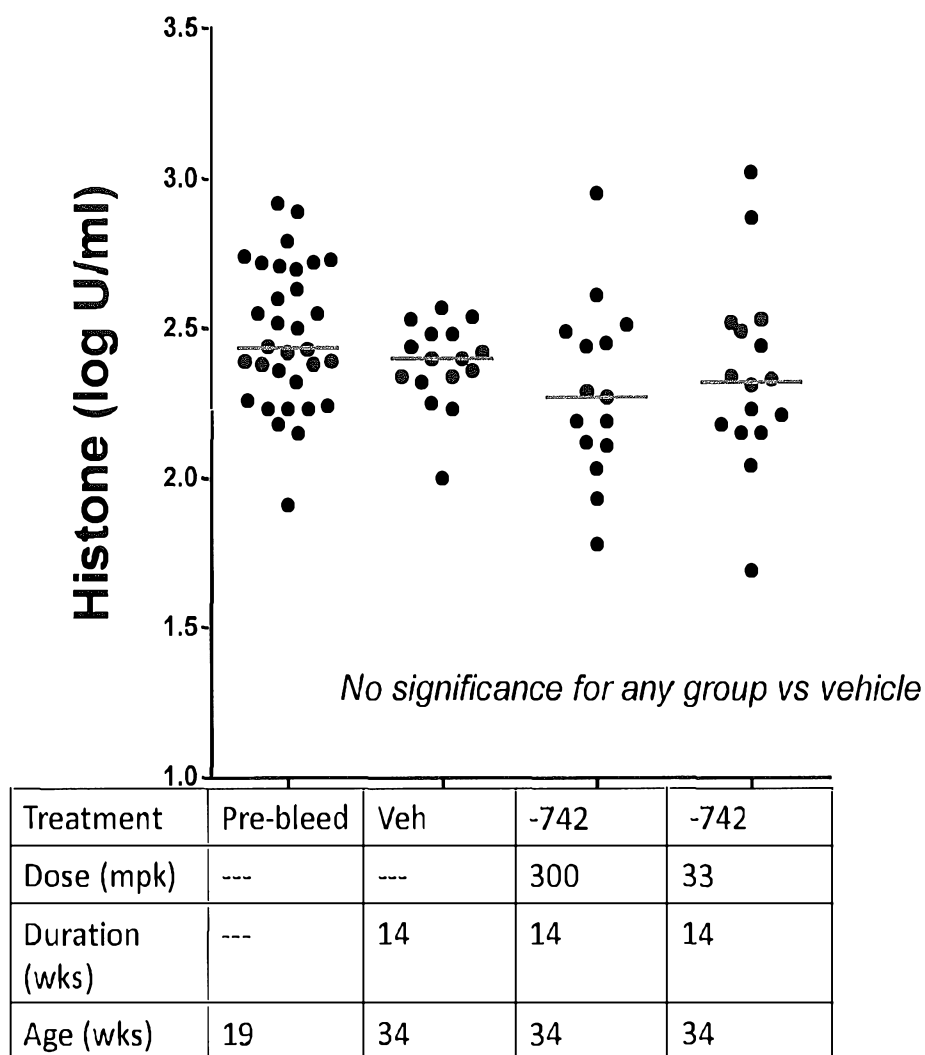


FIG. 7(E)

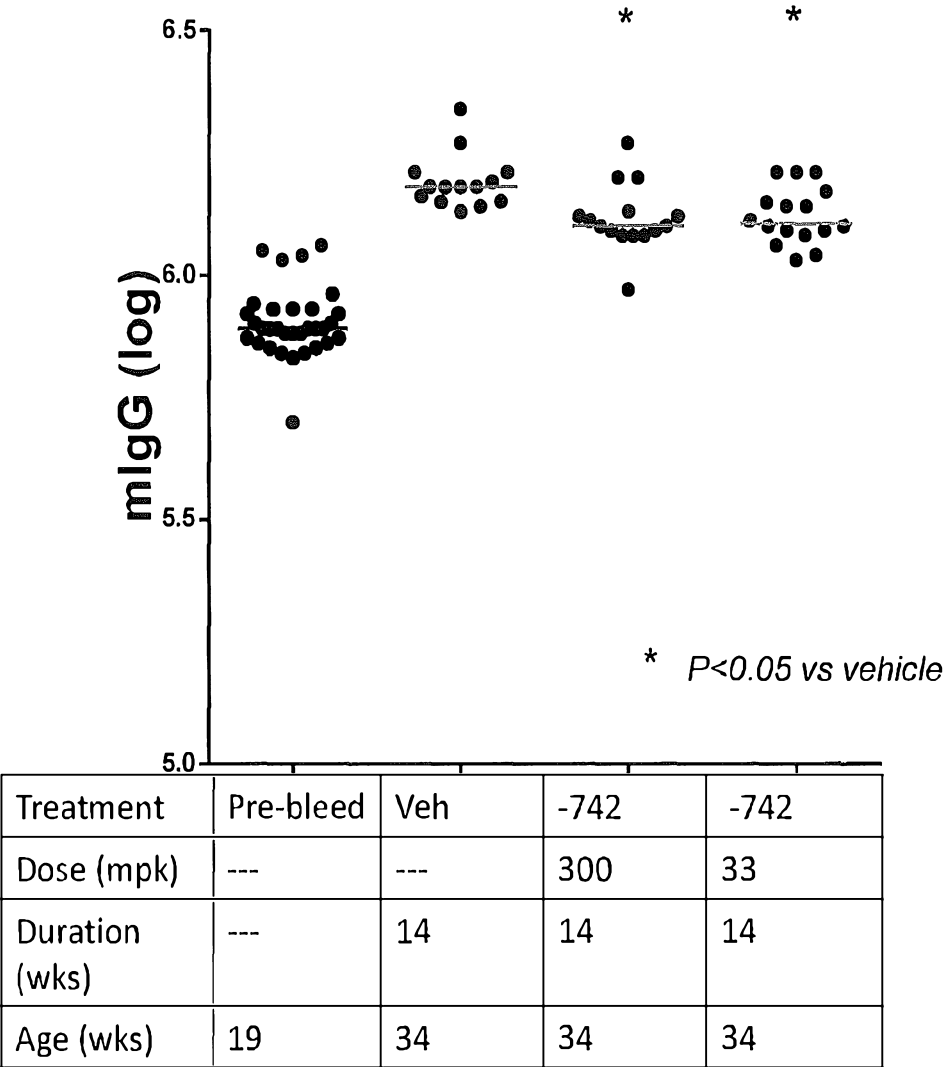


FIG. 7(F)

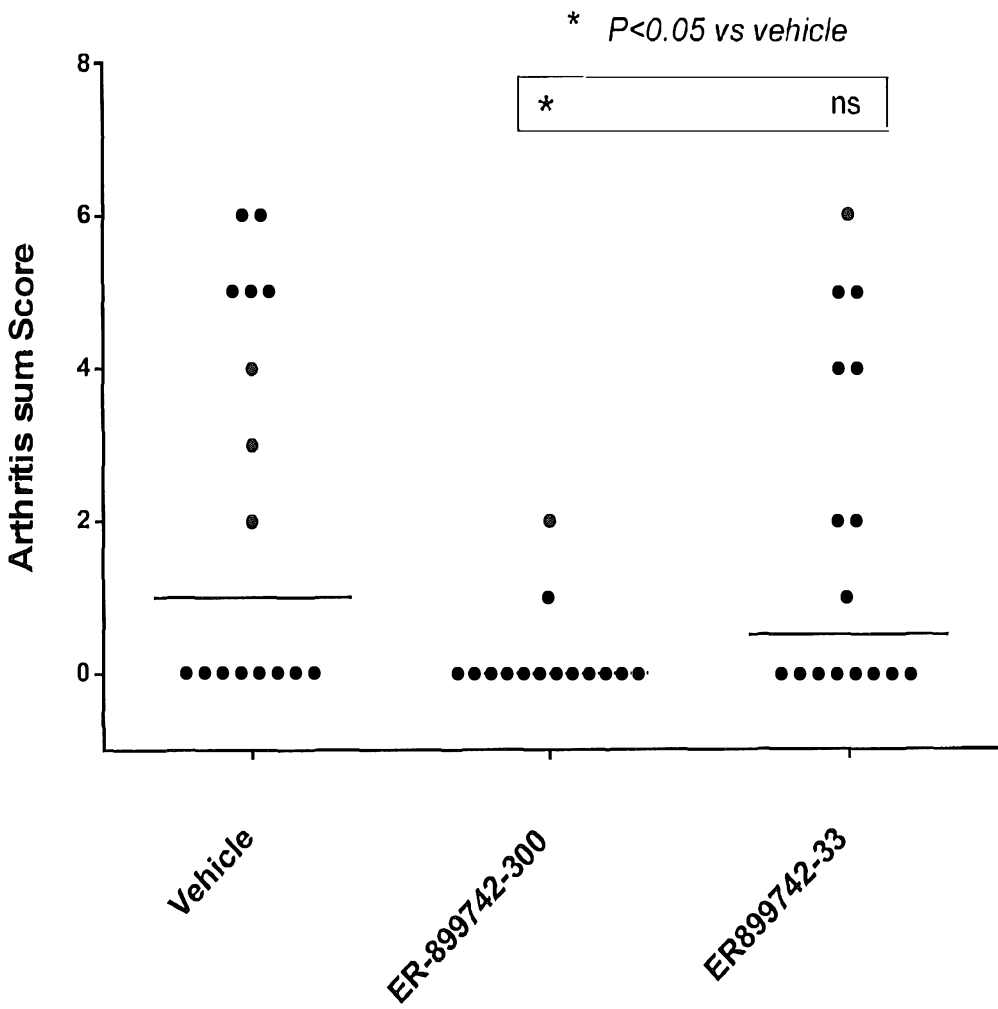
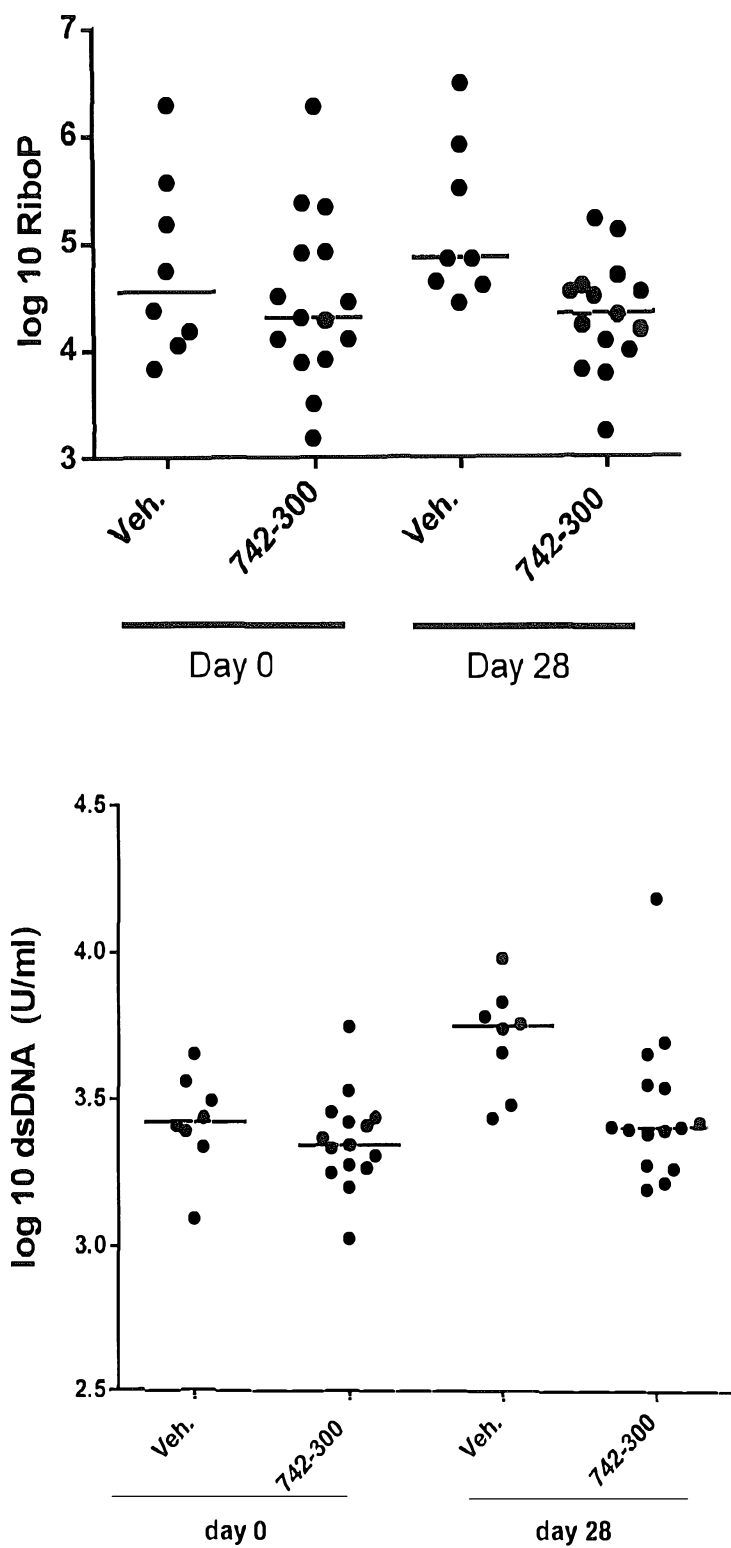


FIG. 7G

Gene Number	Gene Name
1	Irf7*
2	Isg15*
3	Fcgr1
4	Usp18*
5	Oasl2*
6	Cmpk2
7	Herc6
8	Ifit1*
9	Oas3
10	Ifi202b
11	Ifit3
12	Ifi2712a
13	Ddx60
14	Ifi44
15	Xaf1
16	Mx1
17	Ifi204
18	Elane
19	Fpr1
20	Mmp8
21	Ccl2
22	Ms4a6c
23	Cxcl10
24	Ccr2
24 genes were significantly upregulated between Pristane + Vehicle vs. uninduced PBS control (P.adj "FDR" <0.05, at least 1.5 Fold Change)	
* Significantly reduced by 300 mg/kg ER899742 vs. vehicle treated pristane induced mice (5 genes) (P.adj "FDR"<0.05, at least 1.5 fold change)	

FIG. 8



No statistically significant change in titer seen in dosed groups over time.

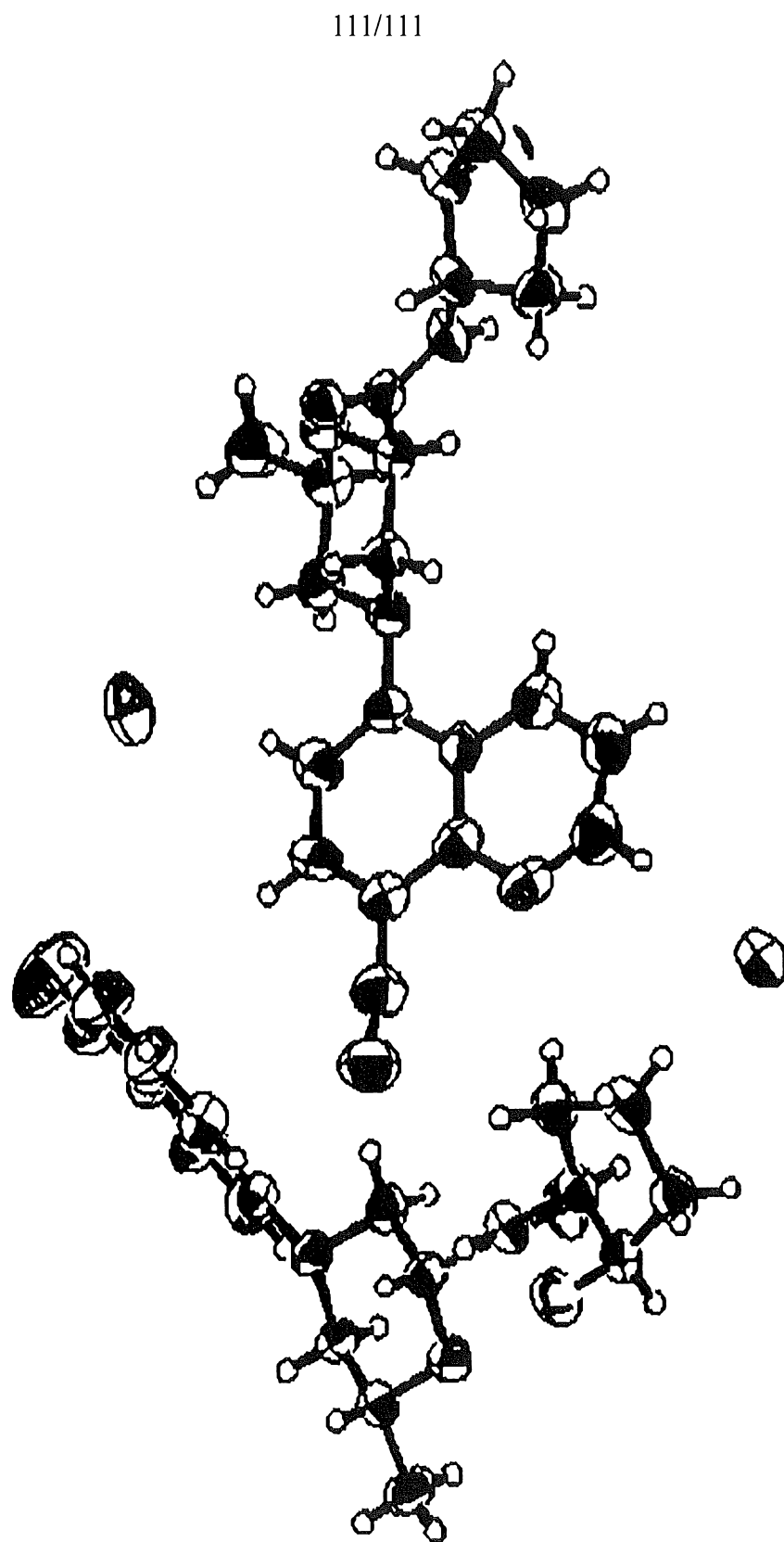


FIG. 9 ORTEP plot of the crystal structure of ER-899742-HCl.

Sequence_Listing.txt
SEQUENCE LISTING

<110> Eisai R&D Management Co., Ltd.
Hawkins, Lynn
<120> Selectively Substituted Quinoline Compounds
<130> 0080171-000083
<150> US 61/890,718
<151> 2013-10-14
<160> 2
<170> PatentIn version 3.5
<210> 1
<211> 24
<212> DNA
<213> Artificial Sequence
<220>
<223> synthetic construct
<400> 1
tcgtcgttaa gtcgttaagt cgtt

<210> 2
<211> 24
<212> RNA
<213> Artificial Sequence
<220>
<223> synthetic construct
<400> 2
gggggacugc guucgcgcuu uccc

24

24