

(19) World Intellectual Property
Organization
International Bureau



(43) International Publication Date
21 October 2004 (21.10.2004)

PCT

(10) International Publication Number
WO 2004/089892 A2

(51) International Patent Classification⁷: **C07D 207/00**

(21) International Application Number:
PCT/US2004/009825

(22) International Filing Date: 31 March 2004 (31.03.2004)

(25) Filing Language: English

(26) Publication Language: English

(30) Priority Data:
60/459,291 1 April 2003 (01.04.2003) US

(71) Applicant (for all designated States except US): **THER-
AVANCE, INC.** [US/US]; 901 Gateway Boulevard, South
San Francisco, CA 94080 (US).

(72) Inventors; and

(75) Inventors/Applicants (for US only): **MAMMEN, Mathai**
[CA/US]; 5 Barcelona Circle, Redwood Shores, CA 94065
(US). **HUGHES, Adam** [GB/US]; 1910 Greenwich Street
#3, San Francisco, CA 94123 (US).

(74) Agents: **HAGENAH, Jeffrey, A.** et al.; Theravance, Inc.,
901 Gateway Boulevard, South San Francisco, CA 94080
(US).

(81) Designated States (unless otherwise indicated, for every
kind of national protection available): AE, AG, AL, AM,
AT, AU, AZ, BA, BB, BG, BR, BW, BY, BZ, CA, CH, CN,
CO, CR, CU, CZ, DE, DK, DM, DZ, EC, EE, EG, ES, FI,
GB, GD, GE, GH, GM, HR, HU, ID, IL, IN, IS, JP, KE,
KG, KP, KR, KZ, LC, LK, LR, LS, LT, LU, LV, MA, MD,
MG, MK, MN, MW, MX, MZ, NA, NI, NO, NZ, OM, PG,
PH, PL, PT, RO, RU, SC, SD, SE, SG, SK, SL, SY, TJ, TM,
TN, TR, TT, TZ, UA, UG, US, UZ, VC, VN, YU, ZA, ZM,
ZW.

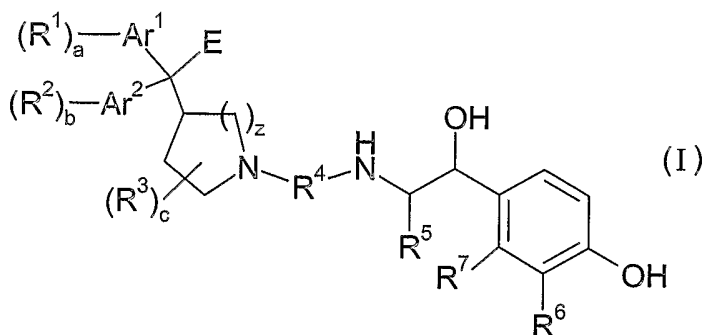
(84) Designated States (unless otherwise indicated, for every
kind of regional protection available): ARIPO (BW, GH,
GM, KE, LS, MW, MZ, SD, SL, SZ, TZ, UG, ZM, ZW),
Eurasian (AM, AZ, BY, KG, KZ, MD, RU, TJ, TM), Euro-
pean (AT, BE, BG, CH, CY, CZ, DE, DK, EE, ES, FI, FR,
GB, GR, HU, IE, IT, LU, MC, NL, PL, PT, RO, SE, SI, SK,
TR), OAPI (BF, BJ, CF, CG, CI, CM, GA, GN, GQ, GW,
ML, MR, NE, SN, TD, TG).

Published:

— without international search report and to be republished
upon receipt of that report

For two-letter codes and other abbreviations, refer to the "Guid-
ance Notes on Codes and Abbreviations" appearing at the begin-
ning of each regular issue of the PCT Gazette.

(54) Title: DIARYLMETHYL AND RELATED COMPOUNDS



(57) Abstract: This invention provides compounds of formula I: wherein R¹, R², R³, R⁴, R⁵, R⁶, R⁷, Ar¹, Ar², E, a, b, c, and z are as defined in the specification, or a pharmaceutically acceptable salt or solvate or stereoisomer thereof. The compounds of this invention possess both β₂ adrenergic receptor agonist and muscarinic receptor antagonist activity. Such compounds are useful for treating pulmonary disorders, such as chronic obstructive pulmonary disease and asthma.

WO 2004/089892 A2

5

DIARYLMETHYL AND RELATED COMPOUNDS**BACKGROUND OF THE INVENTION**Field of the Invention

10 The present invention relates to novel diarylmethyl and related compounds having both β_2 adrenergic receptor agonist and muscarinic receptor antagonist activity. This invention also relates to pharmaceutical compositions comprising such compounds, processes and intermediates for preparing such compounds and methods of using such compounds to treat pulmonary disorders.

15

State of the Art

Pulmonary disorders, such as asthma and chronic obstructive pulmonary disease (COPD), are commonly treated with bronchodilators. One class of bronchodilator in widespread use consists of β_2 adrenergic receptor (adrenoceptor) agonists, such as
20 albuterol, formoterol and salmeterol. These compounds are generally administered by inhalation. Another class of bronchodilator consists of muscarinic receptor antagonists (anticholinergic compounds), such as ipratropium and tiotropium. These compounds are also typically administered by inhalation.

Pharmaceutical compositions containing both a β_2 adrenergic receptor agonist and a
25 muscarinic receptor antagonist are also known in the art for use in treating pulmonary disorders. For example, U.S. Patent No. 6,433,027 discloses medicament compositions containing a muscarinic receptor antagonist, such as tiotropium bromide, and a β_2 adrenergic receptor agonist, such as formoterol fumarate.

Although compounds having either β_2 adrenergic receptor agonist or muscarinic
30 receptor antagonist activity are known, no compound having both β_2 adrenergic receptor

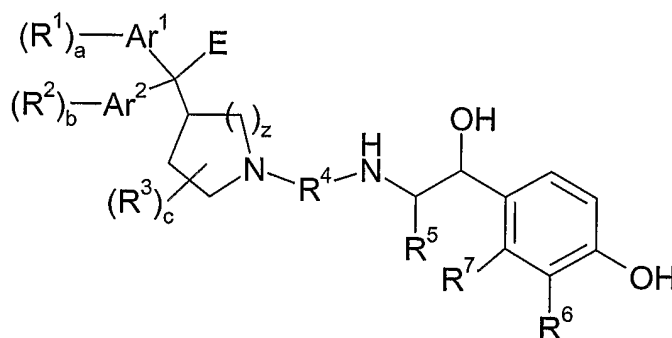
agonist and muscarinic receptor antagonist activity has been previously disclosed.

Compounds possessing both β_2 adrenergic receptor agonist and muscarinic receptor antagonist activity are highly desirable since such bifunctional compounds would provide bronchodilation through two independent modes of action while having single molecule pharmacokinetics.

SUMMARY OF THE INVENTION

The present invention provides novel diarylmethyl and related compounds that are useful for treating pulmonary disorders. Among other properties, compounds of this invention have been found to possess both β_2 adrenergic receptor agonist and muscarinic receptor antagonist activity.

Accordingly, in one of its composition aspects, the present invention is directed to a compound of formula I:



I

wherein:

Ar^1 represents phenyl, (3-6C)cycloalkyl, (3-5C)heteroaryl or (3-5C)heterocyclyl; wherein the heteroaryl and heterocyclyl groups contain 1 or 2 ring heteroatoms selected independently from oxygen, nitrogen and sulfur;

a is 0 or an integer from 1 to 3;

each R^1 is selected independently from (1-4C)alkyl, (2-4C)alkenyl, (2-4C)alkynyl, (3-6C)cycloalkyl, cyano, halo, $-\text{OR}^{1a}$, $-\text{SR}^{1b}$, $-\text{S(O)}\text{R}^{1c}$, $-\text{S(O)}_2\text{R}^{1d}$, $-\text{NR}^{1e}\text{R}^{1f}$ and $-\text{C(O)}\text{OR}^{1g}$; or two adjacent R^1 groups are joined together to form (3-6C)alkylene, (2-4C)alkylene-O- or -O-(1-4C)alkylene-O-;

each of R^{1a} , R^{1b} , R^{1c} , R^{1d} , R^{1e} , R^{1f} and R^{1g} is independently hydrogen, (1-4C)alkyl or phenyl-(1-4C)alkyl;

Ar^2 represents phenyl, (3-6C)cycloalkyl, (3-5C)heteroaryl or (3-5C)heterocyclyl; wherein the heteroaryl and heterocyclyl group contain 1 or 2 ring heteroatoms selected independently from oxygen, nitrogen and sulfur;

b is 0 or an integer of from 1 to 3;

5 each R^2 is selected independently from (1-4C)alkyl, (2-4C)alkenyl, (2-4C)alkynyl, (3-6C)cycloalkyl, cyano, halo, $-\text{OR}^{2a}$, $-\text{SR}^{2b}$, $-\text{S(O)}\text{R}^{2c}$, $-\text{S(O)}_2\text{R}^{2d}$, $-\text{NR}^{2e}\text{R}^{2f}$ and $-\text{C(O)}\text{OR}^{2g}$; or two adjacent R^2 groups are joined together to form (3-6C)alkylene, (2-4C)alkylene-O- or -O-(1-4C)alkylene)-O-;

10 each of R^{2a} , R^{2b} , R^{2c} , R^{2d} , R^{2e} , R^{2f} and R^{2g} is independently hydrogen, (1-4C)alkyl or phenyl-(1-4C)alkyl;

E is $-\text{CN}$, $-\text{OH}$, $-\text{C(O)}\text{NW}^a\text{W}^b$ or $-\text{C(O)}\text{OW}^c$;

W^a and W^b are selected independently from hydrogen, (1-4C)alkyl or phenyl-(1-4C)alkyl, or together with the nitrogen atom to which they are attached, W^a and W^b form a pyrrolidin-1-yl, piperidin-1-yl, piperazin-1-yl, morpholin-4-yl or thiomorpholin-4-yl group; or W^a and one R^1 are joined to form a covalent bond;

W^c is hydrogen, (1-4C)alkyl or phenyl-(1-4C)alkyl;

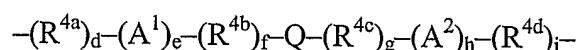
c is 0 or an integer of from 1 to 4;

20 each R^3 is independently selected from (1-4C)alkyl, (2-4C)alkenyl, (2-4C)alkynyl, (3-6C)cycloalkyl, cyano, halo, $-\text{OR}^{3a}$, $-\text{SR}^{3b}$, $-\text{S(O)}\text{R}^{3c}$, $-\text{S(O)}_2\text{R}^{3d}$ and $-\text{NR}^{3e}\text{R}^{3f}$ and $-\text{C(O)}\text{OR}^{3g}$; or two R^3 groups are joined to form (1-3C)alkylene, (2-3C)alkenylene or oxiran-2,3-diyl;

each of R^{3a} , R^{3b} , R^{3c} , R^{3d} , R^{3e} , R^{3f} and R^{3g} is independently hydrogen, (1-4C)alkyl or phenyl-(1-4C)alkyl;

z is 1 or 2;

25 R^4 is a divalent group of the formula:



wherein

30 d, e, f, g, h and i are each independently selected from 0 and 1;

R^{4a} , R^{4b} , R^{4c} and R^{4d} are each independently selected from (1-10C)alkylene, (2-10C)alkenylene and (2-10C)alkynylene, wherein each alkylene, alkenylene or alkynylene

group is unsubstituted or substituted with from 1 to 5 substituents independently selected from (1-4C)alkyl, fluoro, hydroxy, phenyl and phenyl-(1-4C)alkyl;

A^1 and A^2 are each independently selected from (3-7C)cycloalkylene, (6-10C)arylene, -O-(6-10C)arylene, (6-10C)arylene-O-, (2-9C)heteroarylene, -O-(2-9C)heteroarylene, (2-9C)heteroarylene-O- and (3-6C)heterocyclene, wherein each cycloalkylene is unsubstituted or substituted with from 1 to 4 substituents selected independently from (1-4C)alkyl, and each arylene, heteroarylene or heterocyclene group is unsubstituted or substituted with from 1 to 4 substituents independently selected from halo, (1-4C)alkyl, (1-4C)alkoxy, -S-(1-4C)alkyl, -S(O)-(1-4C)alkyl, -S(O)₂-(1-4C)alkyl, -C(O)O(1-4C)alkyl, carboxy, cyano, hydroxy, nitro, trifluoromethyl and trifluoromethoxy;

Q is selected from a bond, -O-, -C(O)O-, -OC(O)-, -S-, -S(O)-, -S(O)₂-, -N(Q^a)C(O)-, -C(O)N(Q^b)-, -N(Q^c)S(O)₂-, -S(O)₂N(Q^d)-, -N(Q^e)C(O)N(Q^f)-, -N(Q^g)S(O)₂N(Q^h)-, -OC(O)N(Qⁱ)-, -N(Q^j)C(O)O- and -N(Q^k);

Q^a, Q^b, Q^c, Q^d, Q^e, Q^f, Q^g, Q^h, Qⁱ, Q^j and Q^k are each independently selected from hydrogen, (1-6C)alkyl, A³ and (1-4C)alkylene-A⁴, wherein the alkyl group is unsubstituted or substituted with from 1 to 3 substituents independently selected from fluoro, hydroxy and (1-4C)alkoxy; or together with the nitrogen atom and the group R^{4b} or R^{4c} to which they are attached, form a 4-6 membered azacycloalkylene group;

A³ and A⁴ are each independently selected from (3-6C)cycloalkyl, (6-10C)aryl, (2-9C)heteroaryl and (3-6C)heterocyclyl, wherein each cycloalkyl is unsubstituted or substituted with from 1 to 4 substituents selected independently from (1-4C)alkyl and each aryl, heteroaryl or heterocyclyl group is unsubstituted or substituted with from 1 to 4 substituents independently selected from halo, (1-4C)alkyl and (1-4C)alkoxy;

provided that the number of contiguous atoms in the shortest chain between the two nitrogen atoms to which R⁴ is attached is in the range of from 4 to 16;

R⁵ represents hydrogen or (1-4C)alkyl;

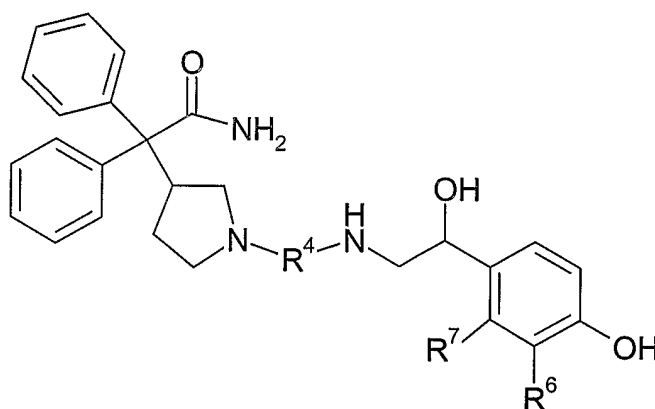
R⁶ is -NR^{6a}CR^{6b}(O) or -CR^{6c}R^{6d}OR^{6e} and R⁷ is hydrogen; or R⁶ and R⁷ together form -NR^{7a}C(O)-CR^{7b}=CR^{7c}-, -CR^{7d}=CR^{7e}-C(O)-NR^{7f}-, -NR^{7g}C(O)-CR^{7h}R⁷ⁱ-CR^{7j}R^{7k}- or -CR^{7l}R^{7m}-CR⁷ⁿR^{7o}-C(O)-NR^{7p}-;

each of R^{6a}, R^{6b}, R^{6c}, R^{6d} and R^{6e} is independently hydrogen or (1-4C)alkyl; and each of R^{7a}, R^{7b}, R^{7c}, R^{7d}, R^{7e}, R^{7f}, R^{7g}, R^{7h}, R⁷ⁱ, R^{7j}, R^{7k}, R^{7l}, R^{7m}, R⁷ⁿ, R^{7o} and R^{7p} is independently hydrogen or (1-4C)alkyl;

wherein each alkyl, alkenyl, alkylene and cycloalkyl group in R^1 , R^{1a-g} , R^2 , R^{2a-g} , R^3 , R^{3a-g} , W^{a-c} is optionally substituted with from 1 to 5 fluoro substituents;

or a pharmaceutically acceptable salt or solvate or stereoisomer thereof.

In another of its composition aspects, this invention is directed to a compound of
5 formula II:



II

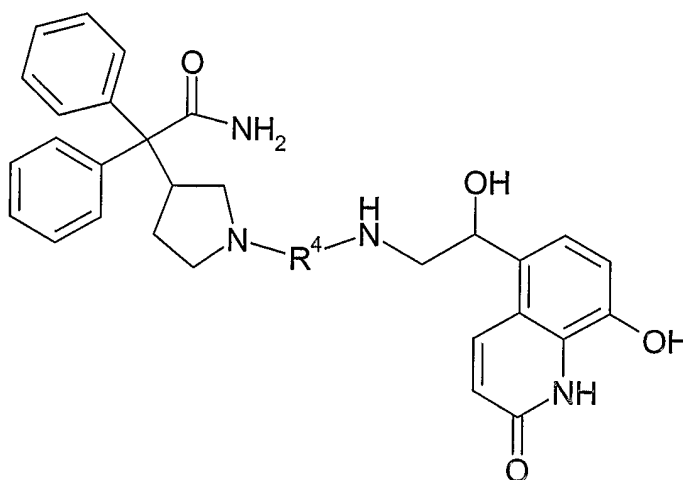
wherein

10 R^4 , R^6 and R^7 are as defined herein (including any specific or preferred embodiments);

or a pharmaceutically acceptable salt or solvate or stereoisomer thereof.

In another of its composition aspects, this invention is directed to a compound of
formula III:

15



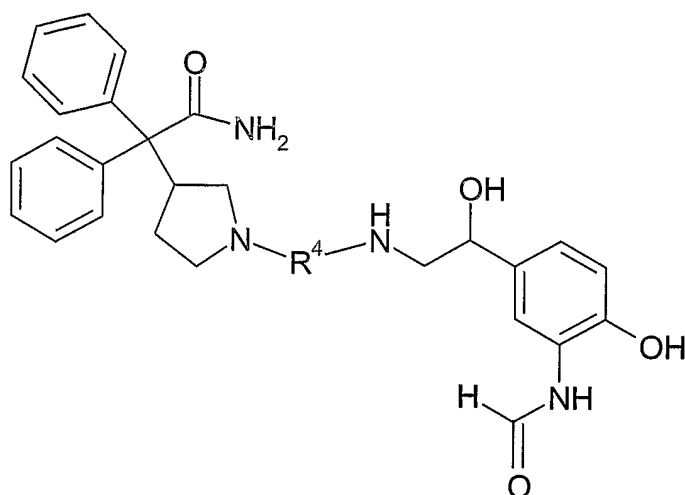
III

wherein

R^4 is as defined herein (including any specific or preferred embodiments);
or a pharmaceutically acceptable salt or solvate or stereoisomer thereof.

In yet another of its composition aspects, this invention is directed to a compound of formula IV:

5



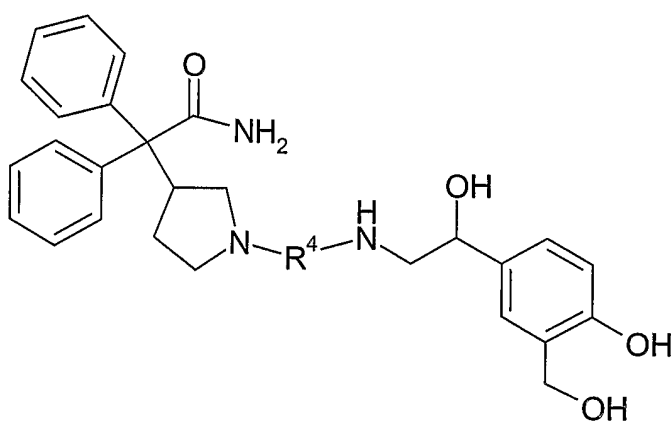
IV

wherein

R^4 is as defined herein (including any specific or preferred embodiments);
or a pharmaceutically acceptable salt or solvate or stereoisomer thereof.

10

In still another of its composition aspects, this invention is directed to a compound of formula V:



V

wherein

R^4 is as defined herein (including any specific or preferred embodiments);
or a pharmaceutically acceptable salt or solvate or stereoisomer thereof.

15

In another of its composition aspects, this invention is directed to a pharmaceutical composition comprising a pharmaceutically acceptable carrier and a therapeutically effective amount of a compound of formula I or a pharmaceutically acceptable salt or solvate or stereoisomer thereof. Such pharmaceutical compositions may optionally contain
5 other therapeutic agents. Accordingly, in one embodiment, this invention is directed to such a pharmaceutical composition wherein the composition further comprises a therapeutically effective amount of a steroidal anti-inflammatory agent, such as a corticosteroid.

Compounds of this invention possess both β_2 adrenergic receptor agonist activity
10 and muscarinic receptor antagonist activity. Accordingly, the compounds of formula I are useful for treating pulmonary disorders, such as asthma and chronic obstructive pulmonary disease.

Accordingly, in one of its method aspects, this invention is directed to a method for treating a pulmonary disorder, the method comprising administering to a patient in need of
15 treatment a therapeutically effective amount of a compound of formula I or a pharmaceutically acceptable salt or solvate or stereoisomer thereof.

Additionally, in another of its method aspects, this invention is directed to a method of providing bronchodilation in a patient, the method comprising administering to a patient requiring bronchodilation a therapeutically effective amount of a compound of formula I or
20 a pharmaceutically acceptable salt or solvate or stereoisomer thereof.

This invention is also directed to a method of treating chronic obstructive pulmonary disease or asthma, the method comprising administering to a patient in need of treatment a therapeutically effective amount of a compound of formula I or a
25 pharmaceutically acceptable salt or solvate or stereoisomer thereof.

Since compounds of this invention possess both β_2 adrenergic receptor agonist activity and muscarinic receptor antagonist activity, such compounds are also useful as research tools. Accordingly, in yet another of its method aspects, this invention is directed to a method for using a compound of formula I or a pharmaceutically acceptable salt or solvate or stereoisomer thereof as a research tool for studying a biological system or
30 sample, or for discovering new chemical compounds having both β_2 adrenergic agonist activity and muscarinic receptor antagonist activity.

This invention is also directed to processes and novel intermediates useful for preparing compounds of formula I or a pharmaceutically acceptable salt or solvate or

stereoisomer thereof. Accordingly, in another of its method aspects, this invention is directed to a process of preparing a compound of formula I, the process comprising:

- (a) reacting a compound of formula 1 or a salt thereof, with a compound of formula 2;
- 5 (b) reacting a compound of formula 3 or a salt thereof, with a compound of formula 4;
- (c) coupling a compound of formula 5 with a compound of formula 6;
- (d) for a compound of formula I wherein R⁵ represents a hydrogen atom, reacting a compound of formula 3 with a compound of formula 7 or a hydrate thereof, in
10 the presence of a reducing agent;
- (e) reacting a compound of formula 1 with a compound of formula 8 or a hydrate thereof, in the presence of a reducing agent;
- (f) reacting a compound of formula 9, with a compound of formula 10;
- (g) reacting a compound of formula 11 with a reducing agent;
- 15 (h) for a compound of formula I in which E represents $-C(O)NW^aW^b$, reacting a compound of formula 12 with a compound of formula 13; or
- (i) reacting a compound of formula 14 or a hydrate thereof, with a compound of formula 10 in the presence of a reducing agent;
- and then removing any protecting groups to form a compound of formula I;
- 20 wherein the compounds of formula 1-14 are as defined therein.

In one embodiment, the above process further comprises the step of forming a pharmaceutically acceptable salt of a compound of formula I. In other embodiments, this invention is directed to the other processes described herein; and to the product prepared by any of the processes described herein.

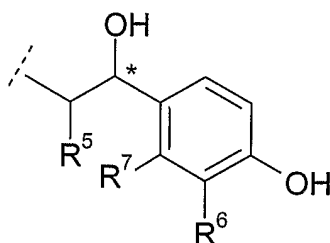
- 25 This invention is also directed to a compound of formula I or a pharmaceutically acceptable salt or solvate or stereoisomer thereof, for use in therapy or as a medicament.

Additionally, this invention is directed to the use of a compound of formula I or a pharmaceutically acceptable salt or solvate or stereoisomer thereof, for the manufacture of a medicament; especially for the manufacture of a medicament for the treatment of a
30 pulmonary disorder.

DETAILED DESCRIPTION OF THE INVENTION

In one of its composition aspects, this invention is directed to novel compounds of formula I or pharmaceutically acceptable salts or solvates or stereoisomers thereof. These compounds contain one or more chiral centers and therefore, this invention is directed to
5 racemic mixtures; pure stereoisomers (i.e., enantiomers or diastereomers); stereoisomer-enriched mixtures and the like unless otherwise indicated. When a particular stereoisomer is shown or named herein, it will be understood by those skilled in the art that minor amounts of other stereoisomers may be present in the compositions of this invention unless
10 otherwise indicated, provided that the utility of the composition as a whole is not eliminated by the presence of such other isomers.

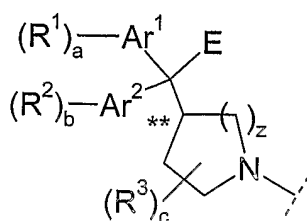
In particular, compounds of formula I contain a chiral center at the carbon atom indicated by the symbol * in the following formula:



15

In one embodiment of this invention, the carbon atom identified by the symbol * has the (*R*) configuration. In this embodiment, it is preferred for compounds of formula I to have the (*R*) configuration at the carbon atom identified by the symbol * or to be enriched in a stereoisomeric form having the (*R*) configuration at this carbon atom. In
20 another embodiment of this invention, the carbon atom identified by the symbol * has the (*S*) configuration. In this embodiment, it is preferred for compounds of formula I to have the (*S*) configuration at the carbon atom identified by the symbol * or to be enriched in a stereoisomeric form having the (*S*) configuration at this carbon atom. In some cases, in order to optimize the β_2 adrenergic agonist activity of the compounds of this invention, it is
25 preferred that the carbon atom identified by the symbol * has the (*R*) configuration.

Additionally, when *z* is 1, the compound of formula I contain a chiral center at the carbon atom indicated by the symbol ** in the following formula:



In one embodiment of this invention, the carbon atom identified by the symbol **
 5 has the (*S*) configuration. In this embodiment, it is preferred for compounds of formula I to have the (*S*) configuration at the carbon atom identified by the symbol ** or to be enriched in a stereoisomeric form having the (*S*) configuration at this carbon atom. In another embodiment of this invention, the carbon atom identified by the symbol ** has the (*R*) configuration. In this embodiment, it is preferred for compounds of formula I to have
 10 the (*R*) configuration at the carbon atom identified by the symbol ** or to be enriched in a stereoisomeric form having the (*R*) configuration at this carbon atom.

The compounds of formula I also contain several basic groups (e.g., amino groups) and therefore, the compounds of formula I can exist as the free base or in various salt forms. All such salt forms are included within the scope of this invention. Furthermore,
 15 solvates of compounds of formula I or salts thereof are included within the scope of this invention.

Additionally, where applicable, all *cis-trans* or *E/Z* isomers (geometric isomers), tautomeric forms and topoisomeric forms of the compounds of formula I are included within the scope of this invention unless otherwise specified.

20 The nomenclature used herein to name the compounds of this invention and intermediates thereof has generally been derived using the commercially-available AutoNom software (MDL, San Leandro, California).

Representative Embodiments

25 The following substituents and values are intended to provide representative examples of various aspects and embodiments of this invention. These representative values are intended to further define and illustrate such aspects and embodiments and are not intended to exclude other embodiments or to limit the scope of this invention. In this regard, the representation that a particular value or substituent is preferred is not intended

in any way to exclude other values or substituents from this invention unless specifically indicated.

In one embodiment, Ar¹ represents phenyl optionally substituted with 1 to 3 R¹ groups. When Ar¹ is phenyl, R¹ may be at the 2, 3, 4, 5 or 6-position of the phenyl ring.

5 Representative Ar¹ groups in this embodiment include phenyl, 2-chlorophenyl, 3-chlorophenyl, 4-chlorophenyl, 2-fluorophenyl, 3-fluorophenyl, 4-fluorophenyl, 2-methylphenyl, 3-methylphenyl, 4-methylphenyl, 3,4-difluorophenyl, 3-chloro-4-fluorophenyl, and the like.

In another embodiment, Ar¹ represents (3-6C)cycloalkyl optionally substituted with
10 1 to 3 R¹ groups. When Ar¹ is cycloalkyl, R¹ may be at any available position of the cycloalkyl group. Representative Ar¹ groups in this embodiment include cyclopropyl, cyclobutyl, cyclopentyl and cyclohexyl.

In another embodiment, Ar¹ represents (3-5C)heteroaryl optionally substituted with
1 to 3 R¹ groups. When Ar¹ is heteroaryl, R¹ may be at any available position of the
15 heteroaryl group. Representative Ar¹ groups in this embodiment include pyridyl, such as pyrid-2-yl, pyrid-3-yl or pyrid-4-yl; furyl, such as fur-2-yl and fur-3-yl; thienyl, such as thien-2-yl and thien-3-yl; and a pyrrolyl, such as pyrrol-2-yl and pyrrol-3-yl.

In still another embodiment, Ar¹ represents (3-5C)heterocyclyl optionally substituted with 1 to 3 R¹ groups. When Ar¹ is heterocyclyl, R¹ may be at any available
20 position of the heterocyclyl group. Representative Ar¹ groups in this embodiment include piperidinyl, such as piperidin-4-yl; and pyrrolidinyl, such as pyrrolidin-2-yl.

In a particular embodiment, Ar¹ is optionally substituted phenyl, pyridyl, thienyl, cyclobutyl, cyclopentyl or cyclohexyl.

In one embodiment, Ar² represents phenyl optionally substituted with 1 to 3 R²
25 groups. When Ar² is phenyl, R² may be at the 2, 3, 4, 5 or 6-position of the phenyl ring. Representative Ar² groups in this embodiment include phenyl, 2-chlorophenyl, 3-chlorophenyl, 4-chlorophenyl, 2-fluorophenyl, 3-fluorophenyl, 4-fluorophenyl, 2-methylphenyl, 3-methylphenyl, 4-methylphenyl, 3,4-difluorophenyl, 3-chloro-4-fluorophenyl, and the like.

30 In another embodiment, Ar² represents (3-6C)cycloalkyl optionally substituted with 1 to 3 R² groups. When Ar² is cycloalkyl, R² may be at any available position of the cycloalkyl group. Representative Ar² groups in this embodiment include cyclopropyl, cyclobutyl, cyclopentyl and cyclohexyl.

In another embodiment, Ar^2 represents (3-5C)heteroaryl optionally substituted with 1 to 3 R^2 groups. When Ar^2 is heteroaryl, R^2 may be at any available position of the heteroaryl group. Representative Ar^2 groups in this embodiment include pyridyl, such as pyrid-2-yl, pyrid-3-yl or pyrid-4-yl; furyl, such as fur-2-yl and fur-3-yl; thienyl, such as thien-2-yl and thien-3-yl; and a pyrrolyl, such as pyrrol-2-yl and pyrrol-3-yl.

In still another embodiment, Ar^2 represents (3-5C)heterocyclyl optionally substituted with 1 to 3 R^2 groups. When Ar^2 is heterocyclyl, R^2 may be at any available position of the heterocyclyl group. Representative Ar^2 groups in this embodiment include piperidinyl, such as piperidin-4-yl; and pyrrolidinyl, such as pyrrolidin-2-yl.

10 In a particular embodiment, Ar^2 is optionally substituted phenyl, pyridyl, thienyl, cyclobutyl, cyclopentyl, cyclohexyl or piperidinyl.

In a particular embodiment, Ar^1 is optionally substituted phenyl and Ar^2 is optionally substituted phenyl, pyridyl, thienyl, cyclobutyl, cyclopentyl or cyclohexyl.

In particular embodiments of the compounds of formula I, a and b are
15 independently 0, 1 or 2; including 0 or 1. In one embodiment, both a and b are 0.

When present, each R^1 may be at any available position of the Ar^1 ring to which it is attached. In one embodiment, each R^1 is independently selected from (1-4C)alkyl, halo, -OR^{1a} and -NR^{1f}R^{1g}; wherein the alkyl group is optionally substituted with 1 to 3 fluoro substituents; such as methyl, fluoro, chloro, bromo, hydroxy, methoxy, amino,
20 methylamino, dimethylamino, trifluoromethyl and the like. Particular values for R^1 are fluoro or chloro.

When present, each R^2 may be at any available position of the Ar^2 ring to which it is attached. In one embodiment, each R^2 is independently selected from (1-4C)alkyl, halo, -OR^{2a} and -NR^{2f}R^{2g}, wherein the alkyl group is optionally substituted with 1 to 3 fluoro substituents; such as methyl, fluoro, chloro, bromo, hydroxy, methoxy, amino,
25 methylamino, dimethylamino, trifluoromethyl and the like. Particular values for R^2 are fluoro or chloro.

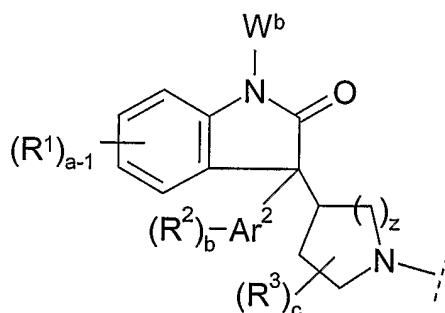
Each R^{1a} , R^{1b} , R^{1c} , R^{1d} , R^{1e} , R^{1f} and R^{1g} and R^{2a} , R^{2b} , R^{2c} , R^{2d} , R^{2e} , R^{2f} and R^{2g} as used in R^1 and R^2 , respectively, is independently hydrogen, (1-4C)alkyl or phenyl-(1-4C)alkyl; wherein the alkyl group is optionally substituted with 1 to 3 fluoro substituents; such as hydrogen, methyl, trifluoromethyl, ethyl, *n*-propyl, isopropyl, *n*-butyl, *sec*-butyl, isobutyl, *tert*-butyl or benzyl. In one embodiment, these groups are independently
30

hydrogen or (1-3C)alkyl. In another embodiment, these groups are independently hydrogen, methyl or ethyl.

In one embodiment, E is $-\text{C}(\text{O})\text{NW}^{\text{a}}\text{W}^{\text{b}}$. In another embodiment, E is $-\text{CN}$.

In a particular embodiment, W^{a} and W^{b} are independently hydrogen or (1-4C)alkyl; such as hydrogen, methyl, ethyl, *n*-propyl, isopropyl, *n*-butyl, *sec*-butyl, isobutyl and *tert*-butyl. In one embodiment, W^{a} and W^{b} are independently hydrogen or (1-3C)alkyl. In another embodiment, W^{a} and W^{b} are independently hydrogen, methyl or ethyl; such as hydrogen or methyl. In yet another embodiment, W^{a} and W^{b} are both hydrogen and E is $-\text{C}(\text{O})\text{NH}_2$.

In another particular embodiment, when Ar^1 is phenyl, W^{a} is joined with one R^1 group at the 2-position of the phenyl ring to form a covalent bond. In this embodiment, W^{a} and R^1 form an indolone moiety of the formula:



wherein the remainder of the compound is as shown in formula I.

In a particular embodiment of the compounds of formula I, c is 0, 1 or 2; including 0 or 1. In one embodiment, c is 0.

In one embodiment, each R^3 is independently selected from (1-4C)alkyl; wherein the alkyl group is optionally substituted with 1 to 3 fluoro substituents; such as methyl, trifluoromethyl, ethyl, *n*-propyl, isopropyl, *n*-butyl, *sec*-butyl, isobutyl and *tert*-butyl. In another aspect, each R^3 is independently methyl or ethyl.

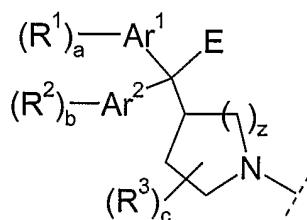
In yet another embodiment, two R^3 groups are joined to form a (1-3C)alkylene or (2-3C)alkenylene group. For example, when z is 2, two R^3 groups at the 2 and 6-positions on the piperidine ring can be joined to form an ethylene bridge (i.e., the piperidine ring and the R^3 groups form an 8-azabicyclo[3.2.1]octane ring); or two R^3 groups at the 1 and 4-positions on the piperidine ring can be joined to form an ethylene bridge (i.e., the

piperidine ring and the R^3 groups form an 1-azabicyclo[2.2.2]octane ring). In this embodiment, other R^3 groups as defined herein may also be present.

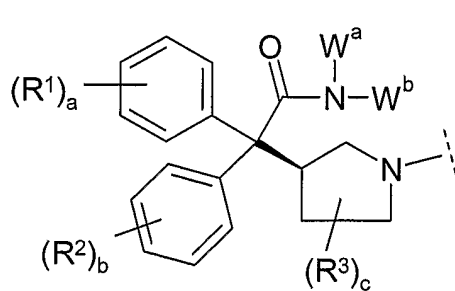
In still another embodiment, two R^3 groups are joined to form a oxiran-2,3-diyl group. For example, when z is 2, two R^3 groups at the 2 and 6-positions on the piperidine ring can be joined to form a 3-oxatricyclo[3.3.1.0^{2,4}]nonane ring). In this embodiment, other R^3 groups as defined herein may also be present.

Each R^{3a} , R^{3b} , R^{3c} , R^{3d} , R^{3e} , R^{3f} and R^{3g} as used in R^3 is independently hydrogen or (1-4C)alkyl; wherein the alkyl group is optionally substituted with 1 to 3 fluoro substituents; such as hydrogen, methyl, trifluoromethyl, ethyl, *n*-propyl, isopropyl, *n*-butyl, *sec*-butyl, isobutyl and *tert*-butyl. In one embodiment, these groups are independently hydrogen or (1-3C)alkyl. In another embodiment, these groups are independently hydrogen, methyl or ethyl.

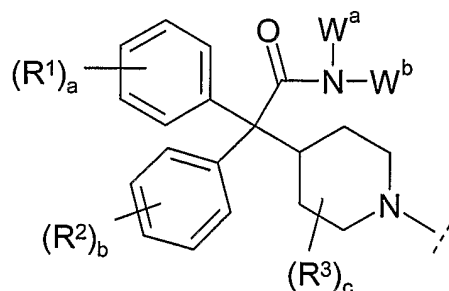
By way of further illustration, in separate and distinct particular embodiments of the present invention, the group:



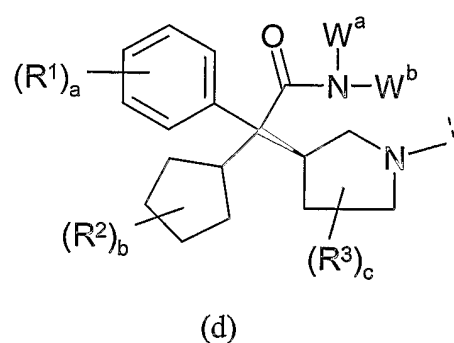
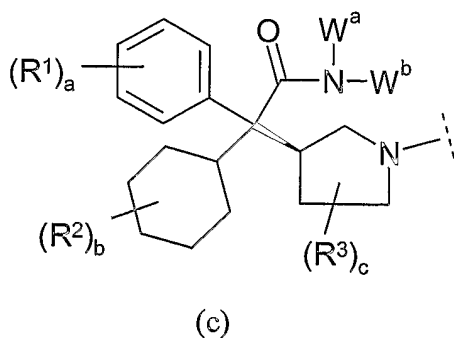
is selected from:



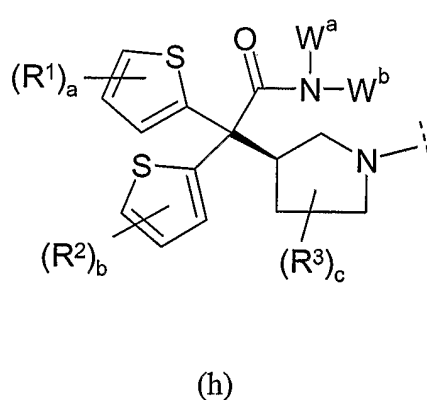
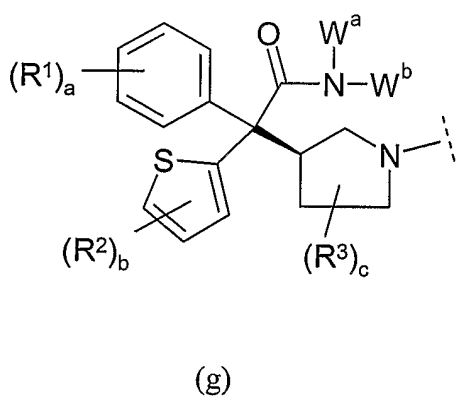
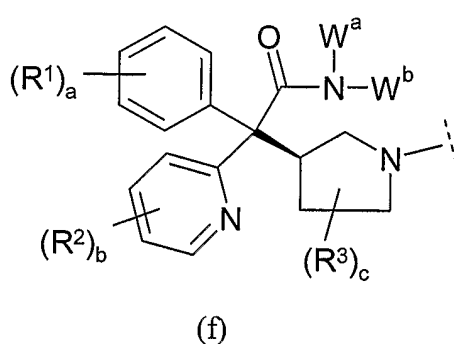
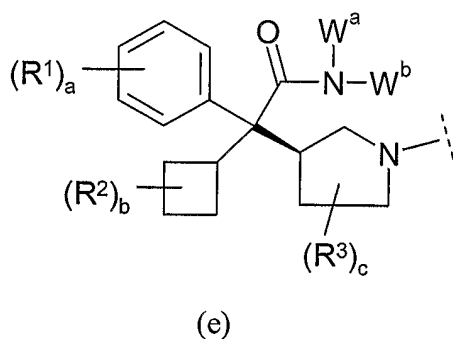
(a)



(b)



5



10

or

wherein R^1 , R^2 , R^3 , W^a , W^b , a , b and c are as defined herein.

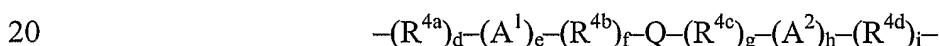
In one embodiment of the compounds of formula I, R^5 is hydrogen or (1-4C)alkyl; such as hydrogen, methyl, ethyl, *n*-propyl, isopropyl, *n*-butyl, *sec*-butyl, isobutyl and *tert*-butyl. In another embodiment, each R^5 is independently hydrogen, methyl or ethyl. In a particular embodiment, R^5 is hydrogen.

In one embodiment of this invention, R^6 is $-NR^{6a}CR^{6b}(O)$ and R^7 is hydrogen, where each of R^{6a} and R^{6b} is independently hydrogen or (1-4C)alkyl, such as hydrogen,

methyl, ethyl, *n*-propyl, isopropyl, *n*-butyl, *sec*-butyl, isobutyl and *tert*-butyl. In one embodiment, these groups are independently hydrogen or (1-3C)alkyl. In another embodiment, these groups are independently hydrogen, methyl or ethyl. A particular value for R⁶ in this embodiment is -NHCHO.

5 In another embodiment, R⁶ and R⁷ together form -NR^{7a}C(O)-CR^{7b}=CR^{7c}-, -CR^{7d}=CR^{7e}-C(O)-NR^{7f}-, -NR^{7g}C(O)-CR^{7h}R⁷ⁱ-CR^{7j}R^{7k}- or -CR^{7l}R^{7m}-CR⁷ⁿR^{7o}-C(O)-NR^{7p}-; where each of R^{7a}, R^{7b}, R^{7c}, R^{7d}, R^{7e}, R^{7f}, R^{7g}, R^{7h}, R⁷ⁱ, R^{7j}, R^{7k}, R^{7l}, R^{7m}, R⁷ⁿ, R^{7o} and R^{7p} is independently hydrogen or (1-4C)alkyl; such as hydrogen, methyl, ethyl, *n*-propyl, isopropyl, *n*-butyl, *sec*-butyl, isobutyl and *tert*-butyl. In one embodiment, these
10 groups are independently hydrogen or (1-3C)alkyl. In another embodiment, these groups are independently hydrogen, methyl or ethyl. Particular values for R⁶ and R⁷ in this embodiment are R⁶ and R⁷ together form -NHC(O)-CH=CH-, -CH=CH-C(O)-NH-, -CH₂-CH₂-C(O)NH- or -NHC(O)-CH₂-CH₂-; including where R⁶ and R⁷ together form -NHC(O)-CH=CH- or -CH=CH-C(O)-NH-; and in particular, where R⁶ and R⁷ together
15 form -NHC(O)-CH=CH- (i.e., the nitrogen atom is attached at R⁶ and the carbon atom is attached at R⁷ to form, together with the hydroxyphenyl ring to which R⁶ and R⁷ are attached, a 8-hydroxy-2-oxo-1,2-dihydroquinolin-5-yl group).

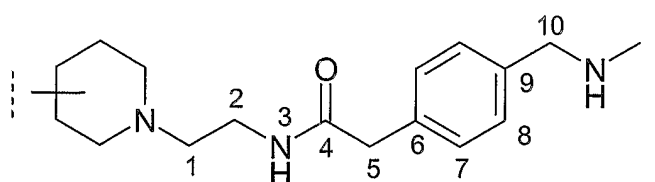
In the compounds of formula I, R⁴ is a divalent group of the formula:



wherein R^{4a}, A¹, R^{4b}, Q, R^{4c}, A², R^{4d}, d, e, f, g, h and i are as defined herein. In the compound of this invention, the values of each of the components R^{4a}, A¹, R^{4b}, Q, R^{4c}, A² and R^{4d} are selected such that the number of contiguous atoms in the shortest chain
25 between the two nitrogen atoms to which R⁴ is attached is in the range of from 4 to 16, (specifically, 4, 5, 6, 7, 8, 9, 10, 11, 12, 13, 14, 15 or 16); including 8, 9, 10, 11, 12, 13 or 14; such as 8, 9, 10 or 11; or 9 or 10. When selecting values for each variable in R⁴, it will be appreciated by those skilled in the art that values should be selected such that a chemically stable group is formed.

30 When determining the number of contiguous atoms in the shortest chain between the two nitrogen atoms to which R⁴ is attached, each contiguous atom of the chain is counted consecutively starting from the first atom in the R⁴ group adjacent to the nitrogen of the piperidine ring ending with the last atom in the R⁴ group adjacent to the nitrogen of

the aminohydroxyethyl group. Where two or more chains are possible, the shortest chain is used to determine the number of contiguous atoms. As shown below, for example, when R^4 is $-(CH_2)_2-NHC(O)-CH_2-(phen-1,4-ylene)-CH_2-$, there are 10 contiguous atoms in the shortest chain counted consecutively starting from the first atom in the R^4 group adjacent to the nitrogen of the piperidine ring ending with the last atom in the R^4 group adjacent to the nitrogen of the aminohydroxyethyl group as shown below:



In one embodiment of R^4 , R^{4a} is selected from (1-10C)alkylene, (2-10C)alkenylene and (2-10C)alkynylene wherein the alkylene group is unsubstituted or substituted with 1 or 2 substituents independently selected from (1-4C)alkyl, hydroxy and phenyl.

Representative examples of particular values for R^{4a} are $-(CH_2)_2-$, $-(CH_2)_3-$, $-(CH_2)_4-$, $-(CH_2)_5-$, $-(CH_2)_6-$, $-(CH_2)_7-$, $-(CH_2)_8-$, $-(CH_2)_9-$, $-(CH_2)_{10}-$, $-(CH_2)CH(CH_3)-$, $-(CH_2)C(CH_3)_2-$, and $-(CH_2)_2C(phenyl)_2-$. In another aspect, R^{4a} is $-(CH_2)C(=CH_2)-$.

In one embodiment, d is 1.

In one embodiment, A^1 is an optionally substituted (3-7C)cycloalkylene group; including a cyclohexylene group, such as cyclohex-1,4-ylene and cyclohex-1,3-ylene; and a cyclopentylene group, such as cyclopent-1,3-ylene.

In another embodiment, A^1 is an optionally substituted (6-10C)arylene group, including a phenylene group, such as phen-1,4-ylene, phen-1,3-ylene and phen-1,2-ylene; and a naphthylene group, such as naphth-1,4-ylene and naphth-1,5-ylene.

In yet another embodiment, A^1 is an optionally substituted (2-9C)heteroarylene group, including a pyridylene group, such as pyrid-1,4-ylene; a furylene group, such as fur-2,5-ylene and fur-2,4-ylene; a thienylene group, such as thien-2,5-ylene and thien-2,4-ylene; and a pyrrolylene, such as pyrrol-2,5-ylene and pyrrol-2,4-ylene.

In still another embodiment, A^1 is an optionally substituted (3-6C)heterocyclene group, including a piperidinylen group, such as piperidin-1,4-ylene; and a pyrrolidinylene group, such as pyrrolidin-2,5-ylene.

In a particular embodiment, A¹ is an optionally substituted phenylene, thienylene, cyclopentylene, cyclohexylene or piperidinylenes.

In one embodiment, e is 0.

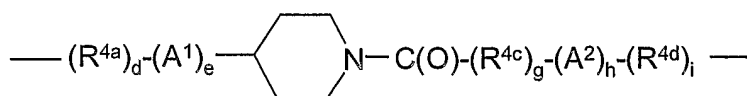
In a particular embodiment, R^{4b} is (1-5C)alkylene. Representative examples of particular values for R^{4b} are -CH₂-, -(CH₂)₂-, -(CH₂)₃-, -(CH₂)₄-, -(CH₂)₅-; including methylene, ethylene and propylene.

In one embodiment, f is 0.

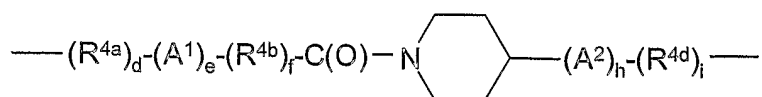
In a particular embodiment, Q is selected from a bond, -N(Q^a)C(O)-, -C(O)N(Q^b)-, -N(Q^c)S(O)₂-, -S(O)₂N(Q^d)-, -N(Q^e)C(O)N(Q^f)-, -OC(O)N(Qⁱ)-, -N(Q^j)C(O)O- or -N(Q^k); such as where Q is a bond, -N(Q^a)C(O)- or -C(O)N(Q^b)-. Representative examples of particular values for Q are a bond, O, NH, -C(O)NH-, -C(O)N(CH₃)-, -NHC(O)-, -N(CH₃)C(O)-, -S(O)₂NH-, -S(O)₂N(CH₃)-, -NHS(O)₂-, -N(CH₃)S(O)₂- and -NHC(O)NH-. Another example of a value for Q, together with R^{4c}, is -C(O)(piperidin-1,4-ylene).

In one embodiment, Q^a, Q^b, Q^c, Q^d, Q^e, Q^f, Q^g, Q^h, Qⁱ, Q^j and Q^k are each independently selected from hydrogen and (1-6C)alkyl, wherein the alkyl group is unsubstituted or substituted with from 1 to 3 substituents independently selected from fluoro, hydroxy and (1-4C)alkoxy. For example, Q^a, Q^b, Q^c, Q^d, Q^e, Q^f, Q^g, Q^h, Qⁱ, Q^j and Q^k are each independently selected from hydrogen, and (1-3C)alkyl, including hydrogen, methyl, ethyl, *n*-propyl and isopropyl. An example of a value for each of Q^a, Q^b, Q^c, Q^d, Q^e, Q^f, Q^g, Q^h, Qⁱ, Q^j and Q^k is hydrogen.

In another embodiment, Q^a, Q^b, Q^c, Q^d, Q^e, Q^f, Q^g, Q^h, Qⁱ, Q^j and Q^k together with the nitrogen atom and the group R^{4b} or R^{4c} to which they are attached, form a 4-6 membered azacycloalkylene group. For example, Q^a and Q^b together with the nitrogen atom and the group R^{4b} or R^{4c} to which they are attached, form a piperidin-4-ylene group. By way of illustration, when Q represents -N(Q^a)C(O)- and Q^a together with the nitrogen atom and the group R^{4b} to which it is attached, forms a piperidin-4-ylene group, R⁴ is a group of formula:



Similarly, when Q represents $-\text{C}(\text{O})\text{N}(\text{Q}^b)-$ and Q^b together with the nitrogen atom and the group R^{4c} to which it is attached, forms a piperidin-4-ylene group, R^4 is a group of formula:



5

In a particular embodiment, R^{4c} is (1-5C)alkylene. Representative examples of particular values for R^{4c} are $-\text{CH}_2-$, $-(\text{CH}_2)_2-$, $-(\text{CH}_2)_3-$, $-(\text{CH}_2)_4-$, $-(\text{CH}_2)_5-$; including methylene, ethylene and propylene.

10 In one embodiment, A^2 is an optionally substituted (3-7C)cycloalkylene group; including a cyclohexylene group, such as cyclohex-1,4-ylene and cyclohex-1,3-ylene; and a cyclopentylene group, such as cyclopent-1,3-ylene.

In another embodiment, A^2 is an optionally substituted (6-10C)arylene group, including a phenylene group, such as phen-1,4-ylene, phen-1,3-ylene and phen-1,2-ylene; 15 and a naphthylene group, such as naphth-1,4-ylene and naphth-1,5-ylene.

In yet another embodiment, A^2 is an optionally substituted (2-9C)heteroarylene group, including a pyridylene group, such as pyrid-1,4-ylene; a furylene group, such as fur-2,5-ylene and fur-2,4-ylene; a thienylene group, such as thien-2,5-ylene and thien-2,4-ylene; and a pyrrolylene, such as pyrrol-2,5-ylene and pyrrol-2,4-ylene.

20 In still another embodiment, A^2 is an optionally substituted (3-6C)heterocyclene group, including a piperidinylene group, such as piperidin-1,4-ylene; and a pyrrolidinylene group, such as pyrrolidin-2,5-ylene.

In a particular embodiment, A^2 is optionally substituted phenylene, thienylene, cyclopentylene, cyclohexylene or piperidinylene.

25 By way of illustration, either A^1 or A^2 or both can be phenylene, such as phen-1,4-ylene or phen-1,3-ylene, where the phenylene group is unsubstituted or substituted with from 1 to 4 substituents independently selected from halo, (1-4C)alkyl, (1-4C)alkoxy, $-\text{S}-(1-4\text{C})\text{alkyl}$, $-\text{S}(\text{O})-(1-4\text{C})\text{alkyl}$, $-\text{S}(\text{O})_2-(1-4\text{C})\text{alkyl}$, $-\text{C}(\text{O})\text{O}(1-4\text{C})\text{alkyl}$, carboxy, cyano, hydroxy, nitro, trifluoromethyl and trifluoromethoxy. Representative examples 30 include phen-1,3-ylene, phen-1,4-ylene, 4-chlorophen-1,3-ylene, 6-chlorophen-1,3-ylene, 4-methylphen-1,3-ylene, 2-fluorophen-1,4-ylene, 2-chlorophen-1,4-ylene, 2-bromophen-

1,4-ylene, 2-iodophen-1,4-ylene, 2-methylphen-1,4-ylene, 2-methoxyphen-1,4-ylene, 2-trifluoromethoxyphen-1,4-ylene, 3-nitrophen-1,4-ylene, 3-chlorophen-1,4-ylene, 2,5-difluorophen-1,4-ylene, 2,6-dichlorophen-1,4-ylene, 2,6-diiodophen-1,4-ylene, 2-chloro-6-methylphen-1,4-ylene, 2-chloro-5-methoxyphen-1,4-ylene, 2,3,5,6-tetrafluorophen-1,4-ylene.

Alternatively, A¹ or A² or both can be cyclopentylene or cyclohexylene; wherein the cyclopentylene or cyclohexylene group is unsubstituted or substituted with (1-4C)alkyl. Representative examples include *cis*-cyclopent-1,3-ylene, *trans*-cyclopent-1,3-ylene, *cis*-cyclohex-1,4-ylene and *trans*-cyclohex-1,4-ylene. A¹ or A² or both can also be optionally substituted thienylene or piperidinylenes, for example, thien-2,5-ylene or piperidin-1,4-ylene.

In one embodiment, R^{4d} is selected from (1-10C)alkylene, (2-10C)alkenylene and (2-10C)alkynylene wherein the alkylene is unsubstituted or substituted with 1 or 2 substituents independently selected from (1-4C)alkyl, hydroxy and phenyl. Representative examples of particular values for R^{4d} are -(CH₂)-, -(CH₂)₂-, -(CH₂)₃-, -(CH₂)₄-, -(CH₂)₅-, -(CH₂)₆-, -(CH₂)₇-, -(CH₂)₈-, -(CH₂)₉-, -(CH₂)₁₀- and -(CH₂)CH(CH₃)-(CH₂)-C(CH₃)₂-(CH₂)₂-.

In a particular embodiment, R^{4a} is a divalent group of the formula: $-(R^{4a})_d-$ where R^{4a} is (4-10C)alkylene. In one aspect of this embodiment, R^{4a} is a divalent group of the formula: $-(CH_2)_j-$ where j is 8, 9 or 10. Examples of particular values for R^{4a} in this embodiment are $-(CH_2)_4-$, $-(CH_2)_5-$, $-(CH_2)_6-$, $-(CH_2)_7-$, $-(CH_2)_8-$, $-(CH_2)_9$, and $-(CH_2)_{10}-$; including $-(CH_2)_8-$, $-(CH_2)_9$, and $-(CH_2)_{10}-$.

In another particular embodiment, R⁴ is a divalent group of the formula:



where R^{4a} is (1-10C)alkylene, such as -(CH₂)-, -(CH₂)₂-, -(CH₂)₃-; A² is (6-10C)arylene, such as phen-1,4-ylene or phen-1,3-ylene, or (2-9C)heteroarylene, such as thien-2,5-ylene or thien-2,4-ylene; and R^{4d} is (1-10C)alkylene, such as -(CH₂)-, -(CH₂)₂-, -(CH₂)₃-. Examples of particular values for R⁴ in this embodiment are -(CH₂)-(phen-1,4-ylene)-(CH₂)-, -(CH₂)-(phen-1,4-ylene)-(CH₂)₂-, -(CH₂)-(phen-1,4-ylene)-(CH₂)₃-, -(CH₂)₂-(phen-1,4-ylene)-(CH₂)-, -(CH₂)₂-(phen-1,4-ylene)-(CH₂)₂-, -(CH₂)₂-(phen-1,4-ylene)-(CH₂)₃-, -(CH₂)₃-(phen-1,4-ylene)-(CH₂)-, -(CH₂)₃-(phen-1,4-ylene)-(CH₂)₂-, -

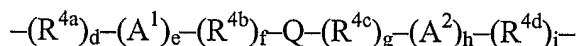
(CH₂)₃-(phen-1,4-ylene)-(CH₂)₃-, -(CH₂)₄-(phen-1,4-ylene)-(CH₂)₃-, -(CH₂)₄-(phen-1,4-ylene)-(CH₂)₂- and -(CH₂)₄-(phen-1,4-ylene)-(CH₂)₃-.

In yet another particular embodiment, R⁴ is a divalent group of the formula:

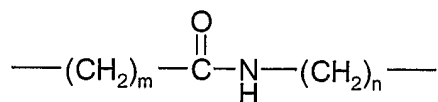


where Q is -O- or -N(Q^k)-; Q^k is hydrogen or (1-3C)alkyl, such as methyl or ethyl; R^{4a} is (1-10C)alkylene, such as -(CH₂)₁-, -(CH₂)₂-, -(CH₂)₃-; A² is (6-10C)arylene, such as phen-1,4-ylene or phen-1,3-ylene, or (2-9C)heteroarylene, such as thien-2,5-ylene or thien-2,4-ylene; and R^{4d} is (1-10C)alkylene, such as -(CH₂)₁-, -(CH₂)₂-, -(CH₂)₃-. Examples of particular values for R⁴ in this embodiment are -(CH₂)₂-O-(phen-1,4-ylene)-(CH₂)₁-, -(CH₂)₂-O-(phen-1,4-ylene)-(CH₂)₂-, -(CH₂)₂-O-(phen-1,4-ylene)-(CH₂)₃-, -(CH₂)₃-O-(phen-1,4-ylene)-(CH₂)₁-, -(CH₂)₃-O-(phen-1,4-ylene)-(CH₂)₂-, -(CH₂)₃-O-(phen-1,4-ylene)-(CH₂)₃-, -(CH₂)₂-NH-(phen-1,4-ylene)-(CH₂)₁-, -(CH₂)₂-NH-(phen-1,4-ylene)-(CH₂)₂-, -(CH₂)₂-NH-(phen-1,4-ylene)-(CH₂)₃-, -(CH₂)₃-NH-(phen-1,4-ylene)-(CH₂)₁-, -(CH₂)₃-NH-(phen-1,4-ylene)-(CH₂)₂- and -(CH₂)₃-NH-(phen-1,4-ylene)-(CH₂)₃-.

In yet another particular embodiment, R⁴ is a divalent group of the formula:

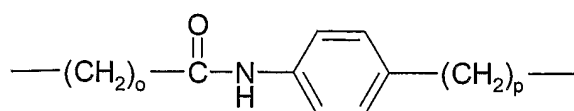


where Q is -N(Q^a)C(O)- or -C(O)N(Q^b)-. A particular value for R⁴ in this embodiment is the formula:



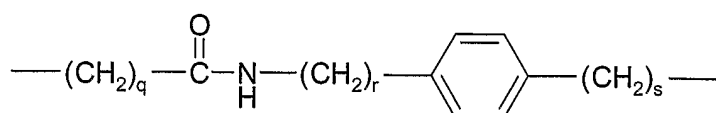
where m is an integer from 2 to 10; and n is an integer from 2 to 10; provided that m + n is an integer from 4 to 12. In this formula for R⁴, d and g are 1 and e, f, h and i are 0; and R^{4a} is -(CH₂)_m-, R^{4c} is -(CH₂)_n- and Q is -C(O)NH-. Particular values for m are 2 or 3; and for n, 4, 5 or 6.

Another particular value for R⁴ is the formula:



where o is an integer from 2 to 7; and p is an integer from 1 to 6; provided that o + p is an integer from 3 to 8. In this formula for R⁴, d, h and i are 1 and e, f and g are 0; and
 5 R^{4a} is $\text{---}(\text{CH}_2)_o\text{---}$, A² is phen-1,4-ylene, R^{4d} is $\text{---}(\text{CH}_2)_p\text{---}$ and Q is $\text{---}\text{C}(\text{O})\text{NH}\text{---}$. Particular values for o are 2 or 3; and for p, 1 or 2. In this embodiment, the phen-1,4-ylene group may be optionally substituted as defined herein for A².

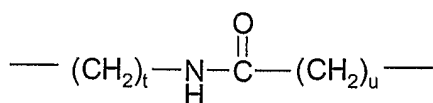
Another particular value for R⁴ is the formula:



10

where q is an integer from 2 to 6; r is an integer from 1 to 5; and s is an integer from 1 to 5; provided that q + r + s is an integer from 4 to 8. In this formula for R⁴, d, g, h and i are 1 and e and f are 0; and R^{4a} is $\text{---}(\text{CH}_2)_q\text{---}$, R^{4c} is $\text{---}(\text{CH}_2)_r\text{---}$, A² is 1,4-phenylene, R^{4d} is
 15 $\text{---}(\text{CH}_2)_s\text{---}$ and Q is $\text{---}\text{C}(\text{O})\text{NH}\text{---}$. Particular values for q are 2 or 3; for r, 1 or 2; and for s, 1 or 2. In this embodiment, the phen-1,4-ylene group may be optionally substituted as defined herein for A².

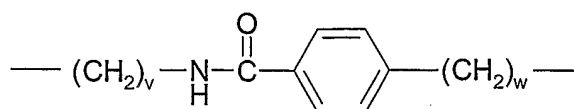
Another particular value for R⁴ is the formula:



20

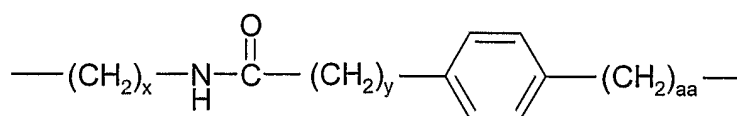
where t is an integer from 2 to 10; and u is an integer from 2 to 10; provided that t + u is an integer from 4 to 12. In this formula for R⁴, d and g are 1 and e, f, h and i are 0; and R^{4a} is $\text{---}(\text{CH}_2)_t\text{---}$, R^{4c} is $\text{---}(\text{CH}_2)_u\text{---}$ and Q is $\text{---}\text{NHC}(\text{O})\text{---}$. Particular values for t are 2 or 3; and
 25 for u, 4, 5 or 6.

Another particular value for R⁴ is the formula:



where v is an integer from 2 to 7; and w is an integer from 1 to 6; provided that $v + w$ is an integer from 3 to 8. In this formula for R^4 , d , h and i are 1 and e , f and g are 0; and
 5 R^{4a} is $\text{---}(\text{CH}_2)_v\text{---}$, A^2 is 1,4-phenylene, R^{4d} is $\text{---}(\text{CH}_2)_w\text{---}$ and Q is $\text{---}\text{NHC}(\text{O})\text{---}$. Particular values for v are 2 or 3; and for w , 1 or 2. In this embodiment, the phen-1,4-ylene group may be optionally substituted as defined herein for A^2 .

Another particular value for R^4 is the formula:



10

where x is an integer from 2 to 6; y is an integer from 1 to 5; and aa is an integer from 1 to 5; provided that $x + y + aa$ is an integer from 4 to 8. In this formula for R^4 , d , g , h and i are 1 and e and f are 0; and R^{4a} is $\text{---}(\text{CH}_2)_x\text{---}$, R^{4c} is $\text{---}(\text{CH}_2)_y\text{---}$, A^2 is 1,4-phenylene, R^{4d}
 15 is $\text{---}(\text{CH}_2)_z\text{---}$ and Q is $\text{---}\text{NHC}(\text{O})\text{---}$. Particular values for x are 2 or 3; for y , 1 or 2; and for aa , 1 or 2. In this embodiment, the phen-1,4-ylene group may be optionally substituted as defined herein for A^2 .

By way of further illustration, R^4 can be selected from:

- $\text{---}(\text{CH}_2)_7\text{---}$;
- 20 $\text{---}(\text{CH}_2)_8\text{---}$;
- $\text{---}(\text{CH}_2)_9\text{---}$;
- $\text{---}(\text{CH}_2)_{10}\text{---}$;
- $\text{---}(\text{CH}_2)_{11}\text{---}$;
- $\text{---}(\text{CH}_2)_2\text{C}(\text{O})\text{NH}(\text{CH}_2)_5\text{---}$;
- 25 $\text{---}(\text{CH}_2)_2\text{N}(\text{CH}_3)\text{C}(\text{O})(\text{CH}_2)_5\text{---}$;
- $\text{---}(\text{CH}_2)_2\text{C}(\text{O})\text{NH}(\text{phen-1,4-ylene})\text{CH}_2\text{---}$;
- $\text{---}(\text{CH}_2)_2\text{NHC}(\text{O})(\text{phen-1,4-ylene})\text{CH}_2\text{---}$;
- $\text{---}(\text{CH}_2)_2\text{NHC}(\text{O})\text{NH}(\text{CH}_2)_5\text{---}$;
- $\text{---}(\text{CH}_2)_3\text{NHC}(\text{O})\text{NH}(\text{CH}_2)_5\text{---}$;
- 30 $\text{---}(\text{CH}_2)_2\text{C}(\text{O})\text{NHCH}_2(\text{cyclohex-1,3-ylene})\text{CH}_2\text{---}$;

- (CH₂)₂NHC(O)(cyclopent-1,3-ylene)-;
- (CH₂)₂NHC(O)NH(phen-1,4-ylene)(CH₂)₂-;
- 1-[-(CH₂)₂C(O)](piperidin-4-yl)(CH₂)₂-;
- (CH₂)₂NHC(O)(*trans*-cyclohex-1,4-ylene)CH₂-;
- 5 -(CH₂)₂NHC(O)(*cis*-cyclopent-1,3-ylene)-;
- (CH₂)₂NH(phen-1,4-ylene)(CH₂)₂-;
- 1-[-(CH₂)₂NHC(O)](piperidin-4-yl)(CH₂)₂-;
- CH₂(phen-1,4-ylene)NH(phen-1,4-ylene)CH₂-;
- (CH₂)₂C(O)NHCH₂(phen-1,3-ylene)CH₂-;
- 10 -(CH₂)₂C(O)NHCH₂(pyrid-2,6-ylene)CH₂-;
- (CH₂)₂C(O)NH(*cis*-cyclohex-1,4-ylene)CH₂-;
- (CH₂)₂C(O)NH(*trans*-cyclohex-1,4-ylene)CH₂-;
- (CH₂)₂NHC(O)(*cis*-cyclopent-1,3-ylene)CH₂-;
- (CH₂)₂N(CH₃)C(O)(phen-1,3-ylene)CH₂-;
- 15 -(CH₂)₂N(CH₃)C(O)(*trans*-cyclohex-1,4-ylene)CH₂-;
- (CH₂)₂C(O)NH(phen-1,4-ylene)CH₂-;
- (CH₂)₂C(O)NH(phen-1,4-ylene)C*H(CH₃)- ((*S*)-isomer);
- (CH₂)₂C(O)NH(phen-1,4-ylene)C*H(CH₃)- ((*R*)-isomer);
- 2-[(*S*)-(-CH₂)](pyrrolidin-1-yl)C(O)(CH₂)₄-;
- 20 2-[(*S*)-(-CH₂)](pyrrolidin-1-yl)C(O)(phen-1,4-ylene)CH₂-;
- (CH₂)₂C(O)NH(4-chlorophen-1,3-ylene)CH₂-;
- CH₂(2-fluorophen-1,3-ylene)CH₂-;
- (CH₂)₂C(O)NH(4-methylphen-1,3-ylene)CH₂-;
- (CH₂)₂C(O)NH(6-chlorophen-1,3-ylene)CH₂-;
- 25 -(CH₂)₂C(O)NH(2-chlorophen-1,4-ylene)CH₂-;
- (CH₂)₂C(O)NH(2,6-dichlorophen-1,4-ylene)CH₂-;
- (CH₂)₂NHC(O)NHCH₂(phen-1,3-ylene)CH₂-;
- 4-[-CH₂](piperidin-1-yl)C(O)(phen-1,4-ylene)CH₂-;
- (CH₂)₂C(O)N(CH₂CH₃)(phen-1,4-ylene)CH₂-;
- 30 1-[-(CH₂)₂NHC(O)](piperidin-4-yl)-;
- (CH₂)₂C(O)NH(phen-1,4-ylene)(CH₂)₂-;
- (CH₂)₂NHC(O)(thien-2,5-ylene)CH₂-;
- (CH₂)₂N(CH₃)C(O)(3-nitrophen-1,4-ylene)CH₂-;

- (CH₂)₂N(CH₃)C(O)(*trans*-cyclohex-1,4-ylene)-;
- 1-[-CH₂(2-fluorophen-1,3-ylene)CH₂](piperidin-4-yl)-;
- 5-[-(CH₂)₂NHC(O)](pyrid-2-yl)CH₂-;
- (CH₂)₂(phen-1,4-ylene)(CH₂)₂-;
- 5 -(CH₂)₃(thien-2,5-ylene)(CH₂)₃-;
- (CH₂)₂(phen-1,4-ylene)NH(phen-1,4-ylene)(CH₂)₂-;
- CH₂(phen-1,2-ylene)NH(phen-1,4-ylene)(CH₂)₂-;
- 1-[-CH₂(2-fluorophen-1,3-ylene)CH₂](piperidin-4-yl)(CH₂)₂-;
- 1-[-CH₂(2-fluorophen-1,3-ylene)CH₂](piperidin-4-yl)CH₂-;
- 10 -(CH₂)₂C(O)NH(3-chlorophen-1,4-ylene)CH₂-;
- (CH₂)₂C(O)NH(2-(CF₃O-)phen-1,4-ylene)CH₂-;
- (CH₂)₃(phen-1,3-ylene)NH(phen-1,4-ylene)(CH₂)₂-;
- (CH₂)₂S(O)₂NH(CH₂)₅-;
- CH₂(phen-1,3-ylene)NH(phen-1,4-ylene)(CH₂)₂-;
- 15 -(CH₂)₂C(O)NH(2-iodophen-1,4-ylene)CH₂-;
- (CH₂)₂C(O)NH(2-chloro-5-methoxyphen-1,4-ylene)CH₂-;
- (CH₂)₂C(O)NH(2-chloro-6-methylphen-1,4-ylene)CH₂-;
- (CH₂)₂C(O)NH(CH₂)₅-;
- (CH₂)₂N(CH₃)S(O)₂(phen-1,4-ylene)CH₂-;
- 20 -(CH₂)₂C(O)NH(2-bromophen-1,4-ylene)CH₂-;
- (CH₂)₃(phen-1,4-ylene)NH(phen-1,4-ylene)(CH₂)₂-;
- (CH₂)₃(phen-1,2-ylene)NH(phen-1,4-ylene)(CH₂)₂-;
- 1-[-CH₂(2-fluorophen-1,3-ylene)CH₂](piperidin-4-yl)(CH₂)₃-;
- (CH₂)₂C(O)NH(2-methoxyphen-1,4-ylene)CH₂-;
- 25 -(CH₂)₅NH(phen-1,4-ylene)(CH₂)₂-;
- 4-[-(CH₂)₂](piperidin-1-yl)(phen-1,4-ylene)(CH₂)₂-;
- (CH₂)₂C(O)NH(phen-1,4-ylene)CH(CH₃)CH₂-;
- (CH₂)₂-(*trans*-cyclohex-1,4-ylene)NH(phen-1,4-ylene)(CH₂)₂-;
- (CH₂)₂C(O)NH(2-fluorophen-1,4-ylene)CH₂-;
- 30 -(CH₂)₂(phen-1,3-ylene)NH(phen-1,4-ylene)(CH₂)₂-;
- (CH₂)₂C(O)NH(2,5-difluorophen-1,4-ylene)CH₂-;
- (CH₂)₂NHC(O)(phen-1,4-ylene)(CH₂)₂-;
- 1-[-CH₂(pyrid-2,6-ylene)CH₂](piperidin-4-yl)CH₂-;

- (CH₂)₃NH(phen-1,4-ylene)(CH₂)₂-;
- (CH₂)₂NH(naphth-1,4-ylene)(CH₂)₂-;
- (CH₂)₃O(phen-1,4-ylene)CH₂-;
- 1-[-(CH₂)₃](piperidin-4-yl)CH₂-;
- 5 4-[-(CH₂)₂](piperidin-1-yl)C(O)(phen-1,4-ylene)CH₂-;
- (CH₂)₃(phen-1,4-ylene)NHC(O)(CH₂)₂-;
- (CH₂)₃O(phen-1,4-ylene)(CH₂)₂-;
- 2-[-(CH₂)₂](benzimidazol-5-yl)CH₂-;
- (CH₂)₂-(*trans*-cyclohex-1,4-ylene)NHC(O)(CH₂)₂-;
- 10 -(CH₂)₂-(*trans*-cyclohex-1,4-ylene)NHC(O)(CH₂)₄-;
- (CH₂)₂-(*trans*-cyclohex-1,4-ylene)NHC(O)(CH₂)₅-;
- 4-[-(CH₂)₂](piperidin-1-yl)C(O)(CH₂)₂-;
- (CH₂)₂NHC(O)NH(phen-1,4-ylene)CH₂-;
- (CH₂)₂N(CH₃)(CH₂)₂(*cis*-cyclohex-1,4-ylene)-;
- 15 -(CH₂)₂C(O)NH(2,3,5,6-tetrafluorophen-1,4-ylene)CH₂-;
- (CH₂)₂C(O)NH(2,6-diiodophen-1,4-ylene)CH₂-;
- 4-[-(CH₂)₂](piperidin-1-yl)C(O)(CH₂)₃-;
- 4-[-(CH₂)₂](piperidin-1-yl)C(O)(CH₂)₄-;
- 4-[-(CH₂)₂](piperidin-1-yl)C(O)(CH₂)₅-;
- 20 -(CH₂)₂C(O)NHCH₂(phen-1,4-ylene)CH₂-;
- (CH₂)₂NHC(O)NHCH₂(phen-1,4-ylene)CH₂-;
- (CH₂)₂C(O)NH(2-methylphen-1,4-ylene)CH₂-;
- 1-[-(CH₂)₃O(phen-1,4-ylene)(CH₂)₂](piperidin-4-yl)CH₂-;
- (CH₂)₂C(O)NHCH₂(phen-1,3-ylene)(CH₂)₂-;
- 25 -(CH₂)₂O(phen-1,3-ylene)CH₂-;
- (CH₂)₂N(CH₃)C(O)CH₂O(phen-1,4-ylene)CH₂-;
- (CH₂)₂N(CH₃)C(O)CH₂O(phen-1,3-ylene)CH₂-;
- (CH₂)₂N(CH₃)C(O)(fur-2,5-ylene)CH₂-;
- (CH₂)₂N(CH₃)C(O)(thien-2,5-ylene)CH₂-;
- 30 -(CH₂)₂O(phen-1,4-ylene)O(CH₂)₂-;
- (CH₂)₂(*trans*-cyclohex-1,4-ylene)NHC(O)(phen-1,4-ylene)CH₂-;
- (CH₂)₂(*trans*-cyclohex-1,4-ylene)NHC(O)CH₂O(phen-1,2-ylene)CH₂-;
- (CH₂)₂(*trans*-cyclohex-1,4-ylene)NHC(O)CH₂O(phen-1,3-ylene)CH₂-;

- $-(CH_2)_2(trans\text{-cyclohex-1,4-ylene})NHC(O)CH_2O(phen\text{-1,4-ylene})CH_2-$;
 $-(CH_2)_2(trans\text{-cyclohex-1,4-ylene})NHC(O)(fur\text{-2,5-ylene})CH_2-$;
 $-(CH_2)_2(trans\text{-cyclohex-1,4-ylene})NHC(O)(thien\text{-2,5-ylene})CH_2-$;
 $4[-(CH_2)_2](piperidin\text{-1-yl})C(O)CH_2O(phen\text{-1,2-ylene})CH_2-$;
5 $4[-(CH_2)_2](piperidin\text{-1-yl})C(O)CH_2O(phen\text{-1,3-ylene})CH_2-$;
 $4[-(CH_2)_2](piperidin\text{-1-yl})C(O)CH_2O(phen\text{-1,4-ylene})CH_2-$;
 $4[-(CH_2)_2](piperidin\text{-1-yl})C(O)(fur\text{-2,5-ylene})CH_2-$;
 $4[-(CH_2)_2](piperidin\text{-1-yl})C(O)(thien\text{-2,5-ylene})CH_2-$;
 $-(CH_2)_2(phen\text{-1,4-ylene})NHC(O)(phen\text{-1,3-ylene})CH_2-$;
10 $-(CH_2)_2(phen\text{-1,4-ylene})NHC(O)(phen\text{-1,4-ylene})CH_2-$;
 $-(CH_2)_2(phen\text{-1,4-ylene})NHC(O)CH_2O(phen\text{-1,2-ylene})CH_2-$;
 $-(CH_2)_2(phen\text{-1,4-ylene})NHC(O)CH_2O(phen\text{-1,3-ylene})CH_2-$;
 $-(CH_2)_2(phen\text{-1,4-ylene})NHC(O)CH_2O(phen\text{-1,4-ylene})CH_2-$;
 $-(CH_2)_2(phen\text{-1,4-ylene})NHC(O)(fur\text{-2,5-ylene})CH_2-$;
15 $-(CH_2)_2(phen\text{-1,4-ylene})NHC(O)(thien\text{-2,5-ylene})CH_2-$;
 $-(CH_2)_2(trans\text{-cyclohex-1,4-ylene})NHC(O)(phen\text{-1,3-ylene})CH_2-$;
 $-(CH_2)_3O(phen\text{-1,3-ylene})CH_2-$;
 $-CH_2CH(OH)CH_2NH(phen\text{-1,4-ylene})(CH_2)_2-$;
 $-(CH_2)_4NH(phen\text{-1,4-ylene})(CH_2)_2-$;
20 $-(CH_2)_2C(O)NH(phen\text{-1,4-ylene})CH_2NHC(O)CH_2-$;
 $-(CH_2)_2C(O)NH(phen\text{-1,4-ylene})(CH_2)_2NHC(O)CH_2-$;
 $-(CH_2)_2C(O)NHCH_2(trans\text{-cyclohex-1,4-ylene})CH_2-$;
 $-(CH_2)_2NHC(O)(CH_2)_5-$;
 $-(CH_2)_2O(phen\text{-1,3-ylene})O(CH_2)_2-$;
25 $-(CH_2)_2O(phen\text{-1,2-ylene})O(CH_2)_2-$;
 $-CH_2(phen\text{-1,2-ylene})O(phen\text{-1,2-ylene})CH_2-$;
 $-(CH_2)_2C(O)NH(CH_2)_6-$;
 $-(CH_2)_3(phen\text{-1,4-ylene})(CH_2)_3-$;
 $-(CH_2)_3(phen\text{-1,4-ylene})(CH_2)_2-$;
30 $-(CH_2)_4(phen\text{-1,4-ylene})(CH_2)_2-$;
 $-(CH_2)_3(furan\text{-2,5-ylene})(CH_2)_3-$;
 $-(CH_2)_2N(CH_3)C(O)NH(phen\text{-1,4-ylene})(CH_2)_2-$;
 $4[-(CH_2)_2](piperidin\text{-1-yl})C(O)NH(phen\text{-1,4-ylene})(CH_2)_2-$

$-(CH_2)_3(\text{phen-1,3-ylene})(CH_2)_3-$;
 $-(CH_2)_3(\text{tetrahydrofuran-2,5-ylene})(CH_2)_3-$; and
 $-(CH_2)_2O(\text{phen-1,4-ylene})C(O)(CH_2)_2-$.

5 Representative Subgeneric Groupings

The following subgeneric formulae and groupings are intended to provide representative examples of various aspects and embodiments of this invention and as such, they are not intended to exclude other embodiments or to limit the scope of this invention unless otherwise indicated.

10 A particular group of compounds of formula I are those disclosed in U.S. Provisional Application No. 60/459,291, filed on April 1, 2003. This group includes compounds of formula I; wherein:

Ar^1 represents a phenyl, (5-6C)cycloalkyl, (4-5C)heteroaryl or (4-5C)heterocyclyl group wherein the (4-5C)heteroaryl or (4-5C)heterocyclyl group contains one ring

15 heteroatom selected from oxygen, nitrogen and sulfur;

each R^1 represents an optional substituent on Ar^1 that is independently selected from the group consisting of (1-4C)alkyl, (2-4C)alkenyl, (2-4C)alkynyl, (3-6C)cycloalkyl, cyano, halo, $-OR^{1a}$, $-SR^{1b}$, $-S(O)R^{1c}$, $-S(O)_2R^{1d}$, and $-NR^{1e}R^{1f}$; or two adjacent R^1 groups together form (3-6C)alkylene, (2-4C)alkylene-O- or -O-(1-4C)alkylene)-O-; wherein each

20 alkyl, alkenyl or cycloalkyl group is optionally substituted with from 1 to 5 fluorine atoms;

each of R^{1a} , R^{1b} , R^{1c} , R^{1d} , R^{1e} and R^{1f} is independently hydrogen or (1-4C)alkyl;

a is 0 or an integer of from 1 to 3;

Ar^2 represents a phenyl, (5-6C)cycloalkyl, (4-5C)heteroaryl or (4-5C)heterocyclyl group wherein the (4-5C)heteroaryl or (4-5C)heterocyclyl group contains one ring

25 heteroatom selected from oxygen, nitrogen and sulfur;

each R^2 represents an optional substituent on Ar^2 that is independently selected from the group consisting of (1-4C)alkyl, (2-4C)alkenyl, (2-4C)alkynyl, (3-6C)cycloalkyl, cyano, halo, $-OR^{2a}$, $-SR^{2b}$, $-S(O)R^{2c}$, $-S(O)_2R^{2d}$, and $-NR^{2e}R^{2f}$; or two adjacent R^2 groups together form (3-6C)alkylene, (2-4C)alkylene-O- or -O-(1-4C)alkylene)-O-; wherein each

30 alkyl, alkenyl or cycloalkyl group is optionally substituted with from 1 to 5 fluorine atoms;

each of R^{2a} , R^{2b} , R^{2c} , R^{2d} , R^{2e} and R^{2f} is independently hydrogen or (1-4C)alkyl;

b is 0 or an integer of from 1 to 3;

E is CN or $C(O)NW^aW^b$;

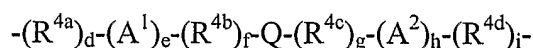
each of W^a and W^b is independently selected from hydrogen and (1-4C)alkyl, or together with the nitrogen atom to which they are attached form a pyrrolidin-1-yl, piperidin-1-yl, piperazin-1-yl, morpholin-4-yl or thiomorpholin-4-yl group;

c is 0 or an integer of from 1 to 4;

5 each R^3 is a substituent on carbon independently selected from the group consisting of (1-4C)alkyl and fluoro, wherein each alkyl group is optionally substituted with from 1 to 5 fluorine atoms;

z is 1 or 2, the atom bearing the group E being attached to the ring containing the nitrogen atom at the 2- or 3-position with respect to the nitrogen atom;

10 R^4 is a divalent group of the formula:



wherein

d, e, f, g, h and i are each independently selected from 0 and 1;

15 R^{4a} , R^{4b} , R^{4c} and R^{4d} are each independently selected from the group consisting of (1-10C)alkylene, (2-10C)alkenylene and (2-10C)alkynylene wherein each alkylene, alkenylene or alkynylene group is unsubstituted or substituted with from 1 to 5 substituents independently selected from the group consisting of (1-4C)alkyl, fluoro, hydroxy, phenyl and phenyl(1-4C)-alkyl;

20 A^1 and A^2 are each independently selected from (3-7C)cycloalkylene, (6-10C)arylene, (2-9C)heteroarylene and (3-6C)heterocyclene; wherein each cycloalkylene is unsubstituted or substituted with from 1 to 4 substituents selected independently from (1-4C)alkyl and each arylene, heteroarylene or heterocyclene group is unsubstituted or substituted with from 1 to 4 substituents independently selected from the group consisting
25 of halogen, (1-4C)alkyl and (1-4C)alkoxy;

Q is selected from the group consisting of a bond, -O-, -C(O)O-, -OC(O)-, -S-, -S(O)-, -S(O)₂-, -N(Q^a)C(O)-, -C(O)N(Q^b)-, -N(Q^c)S(O)₂-, -S(O)₂N(Q^d)-, -N(Q^e)C(O)N(Q^f)-, -N(Q^g)S(O)₂N(Q^h)-, -OC(O)N(Qⁱ)- and -N(Q^j)C(O)O-;

30 Q^a , Q^b , Q^c , Q^d , Q^e , Q^f , Q^g , Q^h , Q^i and Q^j are each independently selected from the group consisting of hydrogen, (1-6C)alkyl, A^3 and (1-4C)alkylene- A^4 ; wherein the alkyl group is unsubstituted or substituted with from 1 to 3 substituents independently selected from fluoro, hydroxy and (1-4C)alkoxy; or together with the nitrogen atom and the group R^{4b} or R^{4c} to which they are attached, form a 4-6 membered azacycloalkylene group;

A³ and A⁴ are each independently selected from (3-6C)cycloalkyl, (6-10C)aryl, (2-9C)heteroaryl and (3-6C)heterocyclyl; wherein each cycloalkyl is unsubstituted or substituted with from 1 to 4 substituents selected independently from (1-4C)alkyl and each aryl, heteroaryl or heterocyclyl group is unsubstituted or substituted with from 1 to 4 substituents independently selected from the group consisting of halogen, (1-4C)alkyl and (1-4C)alkoxy;

provided that the number of contiguous atoms in the shortest chain between the two nitrogen atoms to which R⁴ is attached is in the range of from 4 to 14;

R⁵ represents hydrogen or (1-4C)alkyl;

R⁶ is -NR^{6a}CR^{6b}(O) or -CR^{6c}R^{6d}OR^{6e} and R⁷ is hydrogen, or R⁶ and R⁷ together form -NR^{7a}C(O)-CR^{7b}=CR^{7c}-, -CR^{7d}=CR^{7e}-C(O)-NR^{7f}-, -NR^{7g}C(O)-CR^{7h}R⁷ⁱ-CR^{7j}R^{7k}- or -CR^{7l}R^{7m}-CR⁷ⁿR^{7o}-C(O)-NR^{7p}-;

each of R^{6a}, R^{6b}, R^{6c}, R^{6d} and R^{6e} is independently hydrogen or (1-4C)alkyl; and

each of R^{7a}, R^{7b}, R^{7c}, R^{7d}, R^{7e}, R^{7f}, R^{7g}, R^{7h}, R⁷ⁱ, R^{7j}, R^{7k}, R^{7l}, R^{7m}, R⁷ⁿ, R^{7o} and R^{7p}

is independently hydrogen or (1-4C)alkyl;

or a pharmaceutically-acceptable salt or solvate or stereoisomer thereof.

Another particular group of compounds of formula I are those where: a is 0; b is 0; c is 0; R⁵ is hydrogen; and E, Ar¹, Ar², R⁴, R⁶, R⁷ and z are as defined herein; or a pharmaceutically acceptable salt or solvate or stereoisomer thereof.

Yet another particular group of compounds of formula I are those where: c is 0; z is 1; R⁵ is hydrogen; E is -C(O)NW^aW^b; Ar¹ is phenyl; Ar² is phenyl; and R¹, R², R⁴, R⁶, R⁷, W^a, W^b, a and b are as defined herein; or a pharmaceutically acceptable salt or solvate or stereoisomer thereof.

Still another particular group of compounds of formula I are those where: c is 0; z is 1; R⁵ is hydrogen; E is -C(O)NH₂; Ar¹ is phenyl; Ar² is phenyl; and R¹, R², R⁴, R⁶, R⁷, a and b are as defined herein; or a pharmaceutically acceptable salt or solvate or stereoisomer thereof.

Another particular group of compounds of formula I are those of formula II as defined herein; or a pharmaceutically acceptable salt or solvate or stereoisomer thereof.

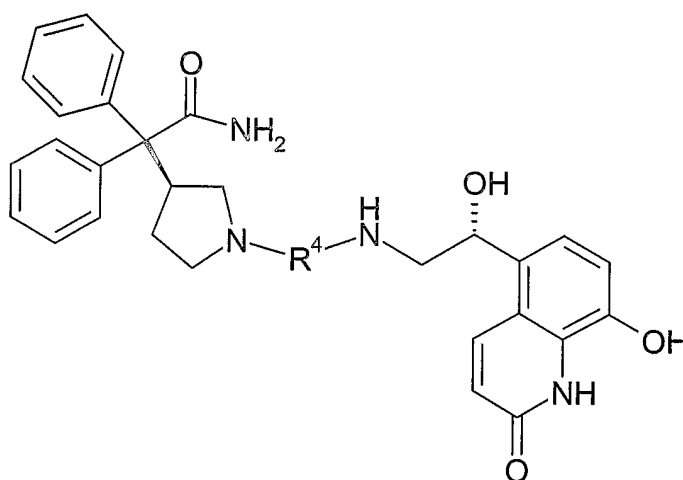
Another particular group of compounds of formula I are those of formula III as defined herein; or a pharmaceutically acceptable salt or solvate or stereoisomer thereof.

Another particular group of compounds of formula I are those of formula IV as defined herein; or a pharmaceutically acceptable salt or solvate or stereoisomer thereof.

Another particular group of compounds of formula I are those of formula V as defined herein; or a pharmaceutically acceptable salt or solvate or stereoisomer thereof.

Another particular group of compounds of formula I are compounds of formula IIIa:

5



IIIa

wherein R^4 is as defined in Table I; or a pharmaceutically acceptable salt or solvate thereof.

10

Table I

Ex.	R^4
1	$-(CH_2)_9-$ (racemic) ¹
2	$-(CH_2)_9-$
3	$-(CH_2)_2C(O)NH(CH_2)_5-$
4	$-(CH_2)_2N(CH_3)C(O)(CH_2)_5-$
5	$-(CH_2)_2C(O)NH(\text{phen-1,4-ylene})CH_2-$
6	$-(CH_2)_2NHC(O)(\text{phen-1,4-ylene})CH_2-$
7	$-(CH_2)_2NHC(O)NH(CH_2)_5-$
8	$-(CH_2)_3NHC(O)NH(CH_2)_5-$
9	$-(CH_2)_2C(O)NHCH_2(\text{cyclohex-1,3-ylene})CH_2-$
10	$-(CH_2)_2NHC(O)(\text{cis-cyclopent-1,3-ylene})-$
11	$-(CH_2)_2C(O)NH(2\text{-chlorophen-1,4-ylene})CH_2-$

Ex.	R ⁴
12	-(CH ₂) ₂ S(O) ₂ NH(CH ₂) ₅ -
13	-(CH ₂) ₂ N(CH ₃)S(O) ₂ (phen-1,4-ylene)CH ₂ -
14	-(CH ₂) ₂ NHC(O)NHCH ₂ (phen-1,3-ylene)CH ₂ -
15	-(CH ₂) ₃ (phen-1,4-ylene)NH(phen-1,4-ylene)(CH ₂) ₂ -
16	1-[-CH ₂ (2-fluorophen-1,3-ylene)CH ₂](piperidin-4-yl)CH ₂ -
17	-(CH ₂) ₃ O(phen-1,4-ylene)(CH ₂) ₂ -
18	-(CH ₂) ₄ (phen-1,4-ylene)(CH ₂) ₂ -
19	-(CH ₂) ₃ (thien-2,5-ylene)(CH ₂) ₃ -
20	-(CH ₂) ₂ C(O)NH(2-chloro-5-methoxyphen-1,4-ylene)CH ₂ -
21	-(CH ₂) ₇ -
22	-(CH ₂) ₈ -
23	-(CH ₂) ₂ NHC(O)NH(phen-1,4-ylene)(CH ₂) ₂ -
24	1-[-(CH ₂) ₂ C(O)](piperidin-4-yl)(CH ₂) ₂ -
25	-(CH ₂) ₂ NHC(O)(<i>trans</i> -cyclohex-1,4-ylene)CH ₂ -
26	-(CH ₂) ₂ NHC(O)(<i>cis</i> -cyclopent-1,3-ylene)-
27	-(CH ₂) ₂ NH(phen-1,4-ylene)(CH ₂) ₂ -
28	1-[-(CH ₂) ₂ NHC(O)](piperidin-4-yl)(CH ₂) ₂ -
29	-CH ₂ (phen-1,4-ylene)NH(phen-1,4-ylene)CH ₂ -
30	-(CH ₂) ₂ C(O)NHCH ₂ (phen-1,3-ylene)CH ₂ -
31	-(CH ₂) ₂ C(O)NH(phen-1,4-ylene)CH ₂ -
32	-(CH ₂) ₂ C(O)NHCH ₂ (pyrid-2,6-ylene)CH ₂ -
33	-(CH ₂) ₂ C(O)NH(<i>cis</i> -cyclohex-1,4-ylene)CH ₂ -
34	-(CH ₂) ₂ C(O)NH(<i>trans</i> -cyclohex-1,4-ylene)CH ₂ -
35	-(CH ₂) ₂ NHC(O)(<i>cis</i> -cyclopent-1,3-ylene)CH ₂ -
36	-(CH ₂) ₂ N(CH ₃)C(O)(phen-1,3-ylene)CH ₂ -
37	-(CH ₂) ₂ N(CH ₃)C(O)(<i>trans</i> -cyclohex-1,4-ylene)CH ₂ -
38	-(CH ₂) ₂ C(O)NH(phen-1,4-ylene)CH ₂ -
39	-(CH ₂) ₂ C(O)NH(phen-1,4-ylene)C [*] H(CH ₃)- ((<i>S</i>)-isomer)
40	-(CH ₂) ₂ C(O)NH(phen-1,4-ylene)C [*] H(CH ₃)- ((<i>R</i>)-isomer)
41	2-[(<i>S</i>)-(-CH ₂ -](pyrrolidin-1-yl)C(O)(CH ₂) ₄ -
42	2-[(<i>S</i>)-(-CH ₂ -](pyrrolidin-1-yl)C(O)(phen-1,4-ylene)CH ₂ -

Ex.	R ⁴
43	-(CH ₂) ₂ C(O)NH(4-chlorophen-1,3-ylene)CH ₂ -
44	-(CH ₂) ₂ C(O)NH(phen-1,4-ylene)CH ₂ -
45	1-[-(CH ₂) ₂ C(O)](piperidin-4-yl)(CH ₂) ₂ -
46	-(CH ₂) ₂ C(O)NHCH ₂ (phen-1,3-ylene)CH ₂ -
47	-CH ₂ (2-fluorophen-1,3-ylene)CH ₂ -
48	-(CH ₂) ₂ C(O)NH(4-methylphen-1,3-ylene)CH ₂ -
49	-(CH ₂) ₂ C(O)NH(6-chlorophen-1,3-ylene)CH ₂ -
50	-(CH ₂) ₂ C(O)NH(2,6-dichlorophen-1,4-ylene)CH ₂ -
51	4-[-CH ₂ -](piperidin-1-yl)C(O)(phen-1,4-ylene)CH ₂ -
52	-(CH ₂) ₂ C(O)N(CH ₂ CH ₃)(phen-1,4-ylene)CH ₂ -
53	1-[-(CH ₂) ₂ NHC(O)](piperidin-4-yl)-
54	-(CH ₂) ₂ C(O)NH(phen-1,4-ylene)(CH ₂) ₂ -
55	-(CH ₂) ₂ NHC(O)(thien-2,5-ylene)CH ₂ -
56	-(CH ₂) ₂ N(CH ₃)C(O)(3-nitrophen-1,4-ylene)CH ₂ -
57	-(CH ₂) ₂ N(CH ₃)C(O)(<i>trans</i> -cyclohex-1,4-ylene)-
58	1-[-CH ₂ (2-fluorophen-1,3-ylene)CH ₂](piperidin-4-yl)-
59	5-[-(CH ₂) ₂ NHC(O)](pyrid-2-yl)CH ₂ -
60	1-[-(CH ₂) ₃](piperidin-4-yl)CH ₂ -
61	-CH ₂ (phen-1,2-ylene)NH(phen-1,4-ylene)(CH ₂) ₂ -
62	1-[-CH ₂ (2-fluorophen-1,3-ylene)CH ₂](piperidin-4-yl)(CH ₂) ₂ -
63	-(CH ₂) ₃ NH(phen-1,4-ylene)(CH ₂) ₂ -
64	-(CH ₂) ₂ C(O)NH(3-chlorophen-1,4-ylene)CH ₂ -
65	-(CH ₂) ₂ C(O)NH(2-(CF ₃ O-)phen-1,4-ylene)CH ₂ -
66	-(CH ₂) ₃ (phen-1,3-ylene)NH(phen-1,4-ylene)(CH ₂) ₂ -
67	-CH ₂ (phen-1,3-ylene)NH(phen-1,4-ylene)(CH ₂) ₂ -
68	-(CH ₂) ₂ C(O)NH(2-iodophen-1,4-ylene)CH ₂ -
69	-(CH ₂) ₂ C(O)NH(2-chloro-6-methylphen-1,4-ylene)CH ₂ -
70	-(CH ₂) ₃ C(O)NH(CH ₂) ₅ -
71	-(CH ₂) ₂ C(O)NH(2-bromophen-1,4-ylene)CH ₂ -
72	-(CH ₂) ₃ (phen-1,2-ylene)NH(phen-1,4-ylene)(CH ₂) ₂ -
73	1-[-CH ₂ (2-fluorophen-1,3-ylene)CH ₂](piperidin-4-yl)(CH ₂) ₃ -

Ex.	R ⁴
74	-(CH ₂) ₂ C(O)NH(2-methoxyphen-1,4-ylene)CH ₂ -
75	-(CH ₂) ₅ NH(phen-1,4-ylene)(CH ₂) ₂ -
76	4-[-(CH ₂) ₂](piperidin-1-yl)(phen-1,4-ylene)(CH ₂) ₂ -
77	-(CH ₂) ₂ C(O)NH(phen-1,4-ylene)CH(CH ₃)CH ₂ -
78	-(CH ₂) ₂ -(<i>trans</i> -cyclohex-1,4-ylene)NH(phen-1,4-ylene)(CH ₂) ₂ -
79	-(CH ₂) ₂ C(O)NH(2-fluorophen-1,4-ylene)CH ₂ -
80	-(CH ₂) ₂ (phen-1,3-ylene)NH(phen-1,4-ylene)(CH ₂) ₂ -
81	-(CH ₂) ₂ C(O)NH(2,5-difluorophen-1,4-ylene)CH ₂ -
82	-(CH ₂) ₂ NHC(O)(phen-1,4-ylene)(CH ₂) ₂ -
83	1-[-CH ₂ (pyrid-2,6-ylene)CH ₂](piperidin-4-yl)CH ₂ -
84	-(CH ₂) ₂ NH(naphth-1,4-ylene)(CH ₂) ₂ -
85	4-[-(CH ₂) ₂](piperidin-1-yl)C(O)(phen-1,4-ylene)CH ₂ -
86	-(CH ₂) ₃ (phen-1,4-ylene)NHC(O)(CH ₂) ₂ -
87	-(CH ₂) ₃ O(phen-1,4-ylene)CH ₂ -
88	2-[-(CH ₂) ₂](benzimidazol-5-yl)CH ₂ -
89	-(CH ₂) ₂ -(<i>trans</i> -cyclohex-1,4-ylene)NHC(O)(CH ₂) ₂ -
90	-(CH ₂) ₂ -(<i>trans</i> -cyclohex-1,4-ylene)NHC(O)(CH ₂) ₄ -
91	-(CH ₂) ₂ -(<i>trans</i> -cyclohex-1,4-ylene)NHC(O)(CH ₂) ₅ -
92	4-[-(CH ₂) ₂](piperidin-1-yl)C(O)(CH ₂) ₂ -
93	-(CH ₂) ₂ NHC(O)NH(phen-1,4-ylene)CH ₂ -
94	-(CH ₂) ₂ N(CH ₃)(CH ₂) ₂ (<i>cis</i> -cyclohex-1,4-ylene)-
95	-(CH ₂) ₂ C(O)NH(2,3,5,6-tetrafluorophen-1,4-ylene)CH ₂ -
96	-(CH ₂) ₂ C(O)NH(2,6-diiodophen-1,4-ylene)CH ₂ -
97	4-[-(CH ₂) ₂](piperidin-1-yl)C(O)(CH ₂) ₃ -
98	4-[-(CH ₂) ₂](piperidin-1-yl)C(O)(CH ₂) ₄ -
99	4-[-(CH ₂) ₂](piperidin-1-yl)C(O)(CH ₂) ₅ -
100	-(CH ₂) ₂ C(O)NHCH ₂ (phen-1,4-ylene)CH ₂ -
101	-(CH ₂) ₂ NHC(O)NHCH ₂ (phen-1,4-ylene)CH ₂ -
192	-(CH ₂) ₂ C(O)NH(2-methylphen-1,4-ylene)CH ₂ -
103	1-[-(CH ₂) ₃ O(phen-1,4-ylene)(CH ₂) ₂](piperidin-4-yl)CH ₂ -
104	-(CH ₂) ₂ C(O)NHCH ₂ (phen-1,3-ylene)(CH ₂) ₂ -

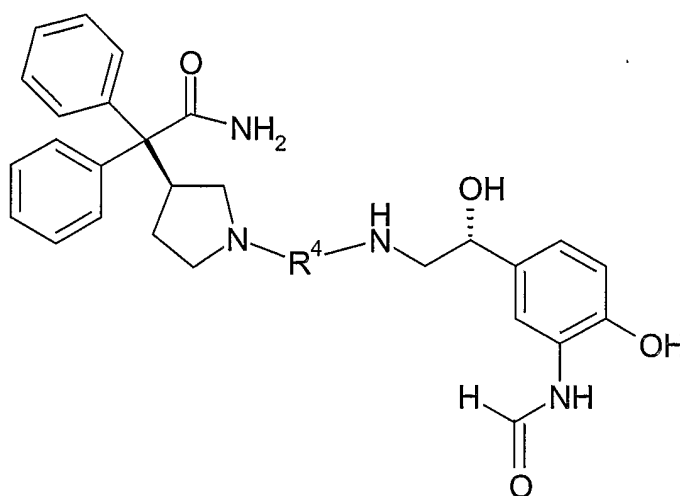
Ex.	R ⁴
105	-(CH ₂) ₂ O(phen-1,3-ylene)CH ₂ -
106	-(CH ₂) ₂ N(CH ₃)C(O)CH ₂ O(phen-1,4-ylene)CH ₂ -
107	-(CH ₂) ₂ N(CH ₃)C(O)CH ₂ O(phen-1,3-ylene)CH ₂ -
108	-(CH ₂) ₂ N(CH ₃)C(O)(fur-2,5-ylene)CH ₂ -
109	-(CH ₂) ₂ N(CH ₃)C(O)(thien-2,5-ylene)CH ₂ -
110	-(CH ₂) ₂ O(phen-1,4-ylene)O(CH ₂) ₂ -
111	-(CH ₂) ₂ (<i>trans</i> -cyclohex-1,4-ylene)NHC(O)(phen-1,4-ylene)CH ₂ -
112	-(CH ₂) ₂ (<i>trans</i> -cyclohex-1,4-ylene)NHC(O)CH ₂ O(phen-1,2-ylene)CH ₂ -
113	-(CH ₂) ₂ (<i>trans</i> -cyclohex-1,4-ylene)NHC(O)CH ₂ O(phen-1,3-ylene)CH ₂ -
114	-(CH ₂) ₂ (<i>trans</i> -cyclohex-1,4-ylene)NHC(O)CH ₂ O(phen-1,4-ylene)CH ₂ -
115	-(CH ₂) ₂ (<i>trans</i> -cyclohex-1,4-ylene)NHC(O)(fur-2,5-ylene)CH ₂ -
116	-(CH ₂) ₂ (<i>trans</i> -cyclohex-1,4-ylene)NHC(O)(thien-2,5-ylene)CH ₂ -
117	4-[-(CH ₂) ₂](piperidin-1-yl)C(O)CH ₂ O(phen-1,2-ylene)CH ₂ -
118	4-[-(CH ₂) ₂](piperidin-1-yl)C(O)CH ₂ O(phen-1,3-ylene)CH ₂ -
119	4-[-(CH ₂) ₂](piperidin-1-yl)C(O)CH ₂ O(phen-1,4-ylene)CH ₂ -
120	4-[-(CH ₂) ₂](piperidin-1-yl)C(O)(fur-2,5-ylene)CH ₂ -
121	4-[-(CH ₂) ₂](piperidin-1-yl)C(O)(thien-2,5-ylene)CH ₂ -
122	-(CH ₂) ₂ (phen-1,4-ylene)NHC(O)(phen-1,3-ylene)CH ₂ -
123	-(CH ₂) ₂ (phen-1,4-ylene)NHC(O)(phen-1,4-ylene)CH ₂ -
124	-(CH ₂) ₂ (phen-1,4-ylene)NHC(O)CH ₂ O(phen-1,2-ylene)CH ₂ -
125	-(CH ₂) ₂ (phen-1,4-ylene)NHC(O)CH ₂ O(phen-1,3-ylene)CH ₂ -
126	-(CH ₂) ₂ (phen-1,4-ylene)NHC(O)CH ₂ O(phen-1,4-ylene)CH ₂ -
127	-(CH ₂) ₂ (phen-1,4-ylene)NHC(O)(fur-2,5-ylene)CH ₂ -
128	-(CH ₂) ₂ (phen-1,4-ylene)NHC(O)(thien-2,5-ylene)CH ₂ -
129	-(CH ₂) ₂ (<i>trans</i> -cyclohex-1,4-ylene)NHC(O)(phen-1,3-ylene)CH ₂ -
130	-(CH ₂) ₃ O(phen-1,3-ylene)CH ₂ -
131	-CH ₂ CH(OH)CH ₂ NH(phen-1,4-ylene)(CH ₂) ₂ -
132	-(CH ₂) ₄ NH(phen-1,4-ylene)(CH ₂) ₂ -
133	-(CH ₂) ₂ C(O)NH(phen-1,4-ylene)CH ₂ NHC(O)CH ₂ -
134	-(CH ₂) ₂ C(O)NH(phen-1,4-ylene)(CH ₂) ₂ NHC(O)CH ₂ -
135	-(CH ₂) ₂ C(O)NHCH ₂ (<i>trans</i> -cyclohex-1,4-ylene)CH ₂ -

Ex.	R ⁴
136	-(CH ₂) ₂ NHC(O)(CH ₂) ₅ -
137	-(CH ₂) ₂ O(phen-1,3-ylene)O(CH ₂) ₂ -
138	-(CH ₂) ₂ O(phen-1,2-ylene)O(CH ₂) ₂ -
139	-CH ₂ (phen-1,2-ylene)O(phen-1,2-ylene)CH ₂ -
140	-(CH ₂) ₂ C(O)NH(CH ₂) ₆ -
141	-(CH ₂) ₂ NHC(O)(<i>cis</i> -cyclopent-1,3-ylene)-
142	-(CH ₂) ₃ (phen-1,4-ylene)(CH ₂) ₃ -
143	-(CH ₂) ₃ (phen-1,4-ylene)(CH ₂) ₂ -
144	-(CH ₂) ₄ (phen-1,4-ylene)(CH ₂) ₂ -
145	-(CH ₂) ₃ (furan-2,5-ylene)(CH ₂) ₃ -
146	-(CH ₂) ₂ N(CH ₃)C(O)NH(phen-1,4-ylene)(CH ₂) ₂ -
147	4-[-(CH ₂) ₂](piperidin-1-yl)C(O)NH(phen-1,4-ylene)(CH ₂) ₂ -
148	-(CH ₂) ₃ (phen-1,3-ylene)(CH ₂) ₃ -
149	-(CH ₂) ₃ (tetrahydrofuran-2,5-ylene)(CH ₂) ₃ -
150	-(CH ₂) ₂ O(phen-1,4-ylene)C(O)(CH ₂) ₂ -

¹ This compound is racemic at the chiral carbon bearing the hydroxyl group in formula IIIa.

Another particular group of compounds of formula I are compounds of formula

5 IVa:



IVa

wherein R⁴ is as defined in Table II; or a pharmaceutically acceptable salt or solvate thereof.

5

Table II

Ex.	R ⁴
151	-(CH ₂) ₉ -
152	-(CH ₂) ₁₀ -
153	-(CH ₂) ₂ C(O)NH(CH ₂) ₅ -
154	-(CH ₂) ₂ N(CH ₃)C(O)(CH ₂) ₅ -
155	-(CH ₂) ₂ C(O)NH(phen-1,4-ylene)CH ₂ -
156	-(CH ₂) ₂ NHC(O)(phen-1,4-ylene)CH ₂ -
157	-(CH ₂) ₂ NHC(O)NH(CH ₂) ₅ -
158	-(CH ₂) ₃ NHC(O)NH(CH ₂) ₅ -
159	-(CH ₂) ₂ C(O)NHCH ₂ (cyclohex-1,3-ylene)CH ₂ -
160	-(CH ₂) ₂ NHC(O)(<i>cis</i> -cyclopent-1,3-ylene)-
161	-(CH ₂) ₂ C(O)NH(2-chlorophen-1,4-ylene)CH ₂ -
162	-(CH ₂) ₂ S(O) ₂ NH(CH ₂) ₅ -
163	-(CH ₂) ₂ N(CH ₃)S(O) ₂ (phen-1,4-ylene)CH ₂ -
164	-(CH ₂) ₂ NHC(O)NHCH ₂ (phen-1,3-ylene)CH ₂ -
165	-(CH ₂) ₃ (phen-1,4-ylene)NH(phen-1,4-ylene)(CH ₂) ₂ -
166	1-[-CH ₂ (2-fluorophen-1,3-ylene)CH ₂](piperidin-4-yl)CH ₂ -
167	-(CH ₂) ₃ O(phen-1,4-ylene)(CH ₂) ₂ -
168	-(CH ₂) ₄ (phen-1,4-ylene)(CH ₂) ₂ -
169	-(CH ₂) ₃ (thien-2,5-ylene)(CH ₂) ₃ -
170	-(CH ₂) ₂ C(O)NH(2-chloro-5-methoxyphen-1,4-ylene)CH ₂ -
171	-(CH ₂) ₇ -
172	-(CH ₂) ₈ -
173	-(CH ₂) ₂ NHC(O)NH(phen-1,4-ylene)(CH ₂) ₂ -
174	1-[-(CH ₂) ₂ C(O)](piperidin-4-yl)(CH ₂) ₂ -
175	-(CH ₂) ₂ NHC(O)(<i>trans</i> -cyclohex-1,4-ylene)CH ₂ -
176	-(CH ₂) ₂ NHC(O)(<i>cis</i> -cyclopent-1,3-ylene)-

Ex.	R ⁴
177	-(CH ₂) ₂ NH(phen-1,4-ylene)(CH ₂) ₂ -
178	1-[-(CH ₂) ₂ NHC(O)](piperidin-4-yl)(CH ₂) ₂ -
179	-CH ₂ (phen-1,4-ylene)NH(phen-1,4-ylene)CH ₂ -
180	-(CH ₂) ₂ C(O)NHCH ₂ (phen-1,3-ylene)CH ₂ -
181	-(CH ₂) ₂ C(O)NH(phen-1,4-ylene)CH ₂ -
182	-(CH ₂) ₂ C(O)NHCH ₂ (pyrid-2,6-ylene)CH ₂ -
183	-(CH ₂) ₂ C(O)NH(<i>cis</i> -cyclohex-1,4-ylene)CH ₂ -
184	-(CH ₂) ₂ C(O)NH(<i>trans</i> -cyclohex-1,4-ylene)CH ₂ -
185	-(CH ₂) ₂ NHC(O)(<i>cis</i> -cyclopent-1,3-ylene)CH ₂ -
186	-(CH ₂) ₂ N(CH ₃)C(O)(phen-1,3-ylene)CH ₂ -
187	-(CH ₂) ₂ N(CH ₃)C(O)(<i>trans</i> -cyclohex-1,4-ylene)CH ₂ -
188	-(CH ₂) ₂ C(O)NH(phen-1,4-ylene)CH ₂ -
189	-(CH ₂) ₂ C(O)NH(phen-1,4-ylene)C*H(CH ₃)- ((<i>S</i>)-isomer)
190	-(CH ₂) ₂ C(O)NH(phen-1,4-ylene)C*H(CH ₃)- ((<i>R</i>)-isomer)
191	2-[(<i>S</i>)-(-CH ₂ -)](pyrrolidin-1-yl)C(O)(CH ₂) ₄ -
192	2-[(<i>S</i>)-(-CH ₂ -)](pyrrolidin-1-yl)C(O)(phen-1,4-ylene)CH ₂ -
193	-(CH ₂) ₂ C(O)NH(4-chlorophen-1,3-ylene)CH ₂ -
194	-(CH ₂) ₂ C(O)NH(phen-1,4-ylene)CH ₂ -
195	1-[-(CH ₂) ₂ C(O)](piperidin-4-yl)(CH ₂) ₂ -
196	-(CH ₂) ₂ C(O)NHCH ₂ (phen-1,3-ylene)CH ₂ -
197	-CH ₂ (2-fluorophen-1,3-ylene)CH ₂ -
198	-(CH ₂) ₂ C(O)NH(4-methylphen-1,3-ylene)CH ₂ -
199	-(CH ₂) ₂ C(O)NH(6-chlorophen-1,3-ylene)CH ₂ -
200	-(CH ₂) ₂ C(O)NH(2,6-dichlorophen-1,4-ylene)CH ₂ -
201	4-[-CH ₂ -](piperidin-1-yl)C(O)(phen-1,4-ylene)CH ₂ -
202	-(CH ₂) ₂ C(O)N(CH ₂ CH ₃)(phen-1,4-ylene)CH ₂ -
203	1-[-(CH ₂) ₂ NHC(O)](piperidin-4-yl)-
204	-(CH ₂) ₂ C(O)NH(phen-1,4-ylene)(CH ₂) ₂ -
205	-(CH ₂) ₂ NHC(O)(thien-2,5-ylene)CH ₂ -
206	-(CH ₂) ₂ N(CH ₃)C(O)(3-nitrophen-1,4-ylene)CH ₂ -
207	-(CH ₂) ₂ N(CH ₃)C(O)(<i>trans</i> -cyclohex-1,4-ylene)-

Ex.	R ⁴
208	1-[-CH ₂ (2-fluorophen-1,3-ylene)CH ₂](piperidin-4-yl)-
209	5-[-(CH ₂) ₂ NHC(O)](pyrid-2-yl)CH ₂ -
210	1-[-(CH ₂) ₃](piperidin-4-yl)CH ₂ -
211	-CH ₂ (phen-1,2-ylene)NH(phen-1,4-ylene)(CH ₂) ₂ -
212	1-[-CH ₂ (2-fluorophen-1,3-ylene)CH ₂](piperidin-4-yl)(CH ₂) ₂ -
213	-(CH ₂) ₃ NH(phen-1,4-ylene)(CH ₂) ₂ -
214	-(CH ₂) ₂ C(O)NH(3-chlorophen-1,4-ylene)CH ₂ -
215	-(CH ₂) ₂ C(O)NH(2-(CF ₃ O-)phen-1,4-ylene)CH ₂ -
216	-(CH ₂) ₃ (phen-1,3-ylene)NH(phen-1,4-ylene)(CH ₂) ₂ -
217	-CH ₂ (phen-1,3-ylene)NH(phen-1,4-ylene)(CH ₂) ₂ -
218	-(CH ₂) ₂ C(O)NH(2-iodophen-1,4-ylene)CH ₂ -
219	-(CH ₂) ₂ C(O)NH(2-chloro-6-methylphen-1,4-ylene)CH ₂ -
220	-(CH ₂) ₃ C(O)NH(CH ₂) ₅ -
221	-(CH ₂) ₂ C(O)NH(2-bromophen-1,4-ylene)CH ₂ -
222	-(CH ₂) ₃ (phen-1,2-ylene)NH(phen-1,4-ylene)(CH ₂) ₂ -
223	1-[-CH ₂ (2-fluorophen-1,3-ylene)CH ₂](piperidin-4-yl)(CH ₂) ₃ -
224	-(CH ₂) ₂ C(O)NH(2-methoxyphen-1,4-ylene)CH ₂ -
225	-(CH ₂) ₅ NH(phen-1,4-ylene)(CH ₂) ₂ -
226	4-[-(CH ₂) ₂](piperidin-1-yl)(phen-1,4-ylene)(CH ₂) ₂ -
227	-(CH ₂) ₂ C(O)NH(phen-1,4-ylene)CH(CH ₃)CH ₂ -
228	-(CH ₂) ₂ -(<i>trans</i> -cyclohex-1,4-ylene)NH(phen-1,4-ylene)(CH ₂) ₂ -
229	-(CH ₂) ₂ C(O)NH(2-fluorophen-1,4-ylene)CH ₂ -
230	-(CH ₂) ₂ (phen-1,3-ylene)NH(phen-1,4-ylene)(CH ₂) ₂ -
231	-(CH ₂) ₂ C(O)NH(2,5-difluorophen-1,4-ylene)CH ₂ -
232	-(CH ₂) ₂ NHC(O)(phen-1,4-ylene)(CH ₂) ₂ -
233	1-[-CH ₂ (pyrid-2,6-ylene)CH ₂](piperidin-4-yl)CH ₂ -
234	-(CH ₂) ₂ NH(naphth-1,4-ylene)(CH ₂) ₂ -
235	4-[-(CH ₂) ₂](piperidin-1-yl)C(O)(phen-1,4-ylene)CH ₂ -
236	-(CH ₂) ₃ (phen-1,4-ylene)NHC(O)(CH ₂) ₂ -
237	-(CH ₂) ₃ O(phen-1,4-ylene)CH ₂ -
238	2-[-(CH ₂) ₂](benzimidazol-5-yl)CH ₂ -

Ex.	R ⁴
239	-(CH ₂) ₂ -(<i>trans</i> -cyclohex-1,4-ylene)NHC(O)(CH ₂) ₂ -
240	-(CH ₂) ₂ -(<i>trans</i> -cyclohex-1,4-ylene)NHC(O)(CH ₂) ₄ -
241	-(CH ₂) ₂ -(<i>trans</i> -cyclohex-1,4-ylene)NHC(O)(CH ₂) ₅ -
242	4-[-(CH ₂) ₂](piperidin-1-yl)C(O)(CH ₂) ₂ -
243	-(CH ₂) ₂ NHC(O)NH(phen-1,4-ylene)CH ₂ -
244	-(CH ₂) ₂ N(CH ₃)(CH ₂) ₂ (<i>cis</i> -cyclohex-1,4-ylene)-
245	-(CH ₂) ₂ C(O)NH(2,3,5,6-tetrafluorophen-1,4-ylene)CH ₂ -
246	-(CH ₂) ₂ C(O)NH(2,6-diiodophen-1,4-ylene)CH ₂ -
247	4-[-(CH ₂) ₂](piperidin-1-yl)C(O)(CH ₂) ₃ -
248	4-[-(CH ₂) ₂](piperidin-1-yl)C(O)(CH ₂) ₄ -
249	4-[-(CH ₂) ₂](piperidin-1-yl)C(O)(CH ₂) ₅ -
250	-(CH ₂) ₂ C(O)NHCH ₂ (phen-1,4-ylene)CH ₂ -
251	-(CH ₂) ₂ NHC(O)NHCH ₂ (phen-1,4-ylene)CH ₂ -
252	-(CH ₂) ₂ C(O)NH(2-methylphen-1,4-ylene)CH ₂ -
253	1-[-(CH ₂) ₃ O(phen-1,4-ylene)(CH ₂) ₂](piperidin-4-yl)CH ₂ -
254	-(CH ₂) ₂ C(O)NHCH ₂ (phen-1,3-ylene)(CH ₂) ₂ -
255	-(CH ₂) ₂ O(phen-1,3-ylene)CH ₂ -
256	-(CH ₂) ₂ N(CH ₃)C(O)CH ₂ O(phen-1,4-ylene)CH ₂ -
257	-(CH ₂) ₂ N(CH ₃)C(O)CH ₂ O(phen-1,3-ylene)CH ₂ -
258	-(CH ₂) ₂ N(CH ₃)C(O)(fur-2,5-ylene)CH ₂ -
259	-(CH ₂) ₂ N(CH ₃)C(O)(thien-2,5-ylene)CH ₂ -
260	-(CH ₂) ₂ O(phen-1,4-ylene)O(CH ₂) ₂ -
261	-(CH ₂) ₂ (<i>trans</i> -cyclohex-1,4-ylene)NHC(O)(phen-1,4-ylene)CH ₂ -
262	-(CH ₂) ₂ (<i>trans</i> -cyclohex-1,4-ylene)NHC(O)CH ₂ O(phen-1,2-ylene)CH ₂ -
263	-(CH ₂) ₂ (<i>trans</i> -cyclohex-1,4-ylene)NHC(O)CH ₂ O(phen-1,3-ylene)CH ₂ -
264	-(CH ₂) ₂ (<i>trans</i> -cyclohex-1,4-ylene)NHC(O)CH ₂ O(phen-1,4-ylene)CH ₂ -
265	-(CH ₂) ₂ (<i>trans</i> -cyclohex-1,4-ylene)NHC(O)(fur-2,5-ylene)CH ₂ -
266	-(CH ₂) ₂ (<i>trans</i> -cyclohex-1,4-ylene)NHC(O)(thien-2,5-ylene)CH ₂ -
267	4-[-(CH ₂) ₂](piperidin-1-yl)C(O)CH ₂ O(phen-1,2-ylene)CH ₂ -
268	4-[-(CH ₂) ₂](piperidin-1-yl)C(O)CH ₂ O(phen-1,3-ylene)CH ₂ -
269	4-[-(CH ₂) ₂](piperidin-1-yl)C(O)CH ₂ O(phen-1,4-ylene)CH ₂ -

Ex.	R ⁴
270	4-[-(CH ₂) ₂](piperidin-1-yl)C(O)(fur-2,5-ylene)CH ₂ -
271	4-[-(CH ₂) ₂](piperidin-1-yl)C(O)(thien-2,5-ylene)CH ₂ -
272	-(CH ₂) ₂ (phen-1,4-ylene)NHC(O)(phen-1,3-ylene)CH ₂ -
273	-(CH ₂) ₂ (phen-1,4-ylene)NHC(O)(phen-1,4-ylene)CH ₂ -
274	-(CH ₂) ₂ (phen-1,4-ylene)NHC(O)CH ₂ O(phen-1,2-ylene)CH ₂ -
275	-(CH ₂) ₂ (phen-1,4-ylene)NHC(O)CH ₂ O(phen-1,3-ylene)CH ₂ -
276	-(CH ₂) ₂ (phen-1,4-ylene)NHC(O)CH ₂ O(phen-1,4-ylene)CH ₂ -
277	-(CH ₂) ₂ (phen-1,4-ylene)NHC(O)(fur-2,5-ylene)CH ₂ -
278	-(CH ₂) ₂ (phen-1,4-ylene)NHC(O)(thien-2,5-ylene)CH ₂ -
279	-(CH ₂) ₂ (<i>trans</i> -cyclohex-1,4-ylene)NHC(O)(phen-1,3-ylene)CH ₂ -
280	-(CH ₂) ₃ O(phen-1,3-ylene)CH ₂ -
281	-CH ₂ CH(OH)CH ₂ NH(phen-1,4-ylene)(CH ₂) ₂ -
282	-(CH ₂) ₄ NH(phen-1,4-ylene)(CH ₂) ₂ -
283	-(CH ₂) ₂ C(O)NH(phen-1,4-ylene)CH ₂ NHC(O)CH ₂ -
284	-(CH ₂) ₂ C(O)NH(phen-1,4-ylene)(CH ₂) ₂ NHC(O)CH ₂ -
285	-(CH ₂) ₂ C(O)NHCH ₂ (<i>trans</i> -cyclohex-1,4-ylene)CH ₂ -
286	-(CH ₂) ₂ NHC(O)(CH ₂) ₅ -
287	-(CH ₂) ₂ O(phen-1,3-ylene)O(CH ₂) ₂ -
288	-(CH ₂) ₂ O(phen-1,2-ylene)O(CH ₂) ₂ -
289	-CH ₂ (phen-1,2-ylene)O(phen-1,2-ylene)CH ₂ -
290	-(CH ₂) ₂ C(O)NH(CH ₂) ₆ -
291	-(CH ₂) ₂ NHC(O)(<i>cis</i> -cyclopent-1,3-ylene)-
292	-(CH ₂) ₃ (phen-1,4-ylene)(CH ₂) ₃ -
293	-(CH ₂) ₃ (phen-1,4-ylene)(CH ₂) ₂ -
294	-(CH ₂) ₄ (phen-1,4-ylene)(CH ₂) ₂ -
295	-(CH ₂) ₃ (furan-2,5-ylene)(CH ₂) ₃ -
296	-(CH ₂) ₂ N(CH ₃)C(O)NH(phen-1,4-ylene)(CH ₂) ₂ -
297	4-[-(CH ₂) ₂](piperidin-1-yl)C(O)NH(phen-1,4-ylene)(CH ₂) ₂ -
298	-(CH ₂) ₃ (phen-1,3-ylene)(CH ₂) ₃ -
299	-(CH ₂) ₃ (tetrahydrofuran-2,5-ylene)(CH ₂) ₃ -
300	-(CH ₂) ₂ O(phen-1,4-ylene)C(O)(CH ₂) ₂ -

Definitions

When describing the compounds, compositions, methods and processes of this invention, the following terms have the following meanings unless otherwise indicated.

5 The term "alkyl" means a monovalent saturated hydrocarbon group which may be linear or branched. Unless otherwise defined, such alkyl groups typically contain from 1 to 10 carbon atoms. Representative alkyl groups include, by way of example, methyl, ethyl, *n*-propyl, isopropyl, *n*-butyl, *sec*-butyl, isobutyl, *tert*-butyl, *n*-pentyl, *n*-hexyl, *n*-heptyl, *n*-octyl, *n*-nonyl, *n*-decyl and the like.

10 The term "alkylene" means a divalent saturated hydrocarbon group which may be linear or branched. Unless otherwise defined, such alkylene groups typically contain from 1 to 10 carbon atoms. Representative alkylene groups include, by way of example, methylene, ethane-1,2-diyl ("ethylene"), propane-1,2-diyl, propane-1,3-diyl, butane-1,4-diyl, pentane-1,5-diyl and the like.

15 The term "alkoxy" means a monovalent group of the formula (alkyl)-O-, where alkyl is as defined herein. Representative alkoxy groups include, by way of example, methoxy, ethoxy, *n*-propoxy, isopropoxy, *n*-butoxy, *sec*-butoxy, isobutoxy, *tert*-butoxy and the like.

20 The term "alkenyl" means a monovalent unsaturated hydrocarbon group which may be linear or branched and which has at least one, and typically 1, 2 or 3, carbon-carbon double bonds. Unless otherwise defined, such alkenyl groups typically contain from 2 to 10 carbon atoms. Representative alkenyl groups include, by way of example, ethenyl, *n*-propenyl, isopropenyl, *n*-but-2-enyl, *n*-hex-3-enyl and the like. The term "alkenylene" means a divalent alkenyl group.

25 The term "alkynyl" means a monovalent unsaturated hydrocarbon group which may be linear or branched and which has at least one, and typically 1, 2 or 3, carbon-carbon triple bonds. Unless otherwise defined, such alkynyl groups typically contain from 2 to 10 carbon atoms. Representative alkynyl groups include, by way of example, ethynyl, *n*-propynyl, *n*-but-2-ynyl, *n*-hex-3-ynyl and the like. The term "alkynylene" means a divalent alkynyl group.

30

The term "aryl" means a monovalent aromatic hydrocarbon having a single ring (i.e., phenyl) or fused rings (i.e., naphthalene). Unless otherwise defined, such aryl groups typically contain from 6 to 10 carbon ring atoms. Representative aryl groups include, by

way of example, phenyl and naphthalene-1-yl, naphthalene-2-yl, and the like. The term "arylene" means a divalent aryl group.

The term "azacycloalkyl" means a monovalent heterocyclic ring containing one nitrogen atom, i.e., a cycloalkyl group in which one carbon atom has been replaced with a nitrogen atom. Unless otherwise defined, such azacycloalkyl groups typically contain from 2 to 9 carbon atoms. Representative examples of an azacycloalkyl group are pyrrolidinyl and piperidinyl groups. The term "azacycloalkylene" means a divalent azacycloalkyl group. Representative examples of an azacycloalkylene group are pyrrolidinylene and piperidinylene groups.

The term "cycloalkyl" means a monovalent saturated carbocyclic hydrocarbon group. Unless otherwise defined, such cycloalkyl groups typically contain from 3 to 10 carbon atoms. Representative cycloalkyl groups include, by way of example, cyclopropyl, cyclobutyl, cyclopentyl, cyclohexyl and the like. The term "cycloalkylene" means a divalent cycloalkyl group.

The term "halo" means fluoro, chloro, bromo and iodo.

The term "heteroaryl" means a monovalent aromatic group having a single ring or two fused rings and containing in the ring at least one heteroatom (typically 1 to 3 heteroatoms) selected from nitrogen, oxygen or sulfur. Unless otherwise defined, such heteroaryl groups typically contain from 5 to 10 total ring atoms. Representative heteroaryl groups include, by way of example, monovalent species of pyrrole, imidazole, thiazole, oxazole, furan, thiophene, triazole, pyrazole, isoxazole, isothiazole, pyridine, pyrazine, pyridazine, pyrimidine, triazine, indole, benzofuran, benzothiophene, benzimidazole, benzthiazole, quinoline, isoquinoline, quinazoline, quinoxaline and the like, where the point of attachment is at any available carbon or nitrogen ring atom. The term "heteroarylene" means a divalent heteroaryl group.

The term "heterocyclyl" or "heterocyclic" means a monovalent saturated or unsaturated (non-aromatic) group having a single ring or multiple condensed rings and containing in the ring at least one heteroatom (typically 1 to 3 heteroatoms) selected from nitrogen, oxygen or sulfur. Unless otherwise defined, such heterocyclic groups typically contain from 2 to 9 total ring carbon atoms. Representative heterocyclic groups include, by way of example, monovalent species of pyrrolidine, imidazolidine, pyrazolidine, piperidine, 1,4-dioxane, morpholine, thiomorpholine, piperazine, 3-pyrroline and the like,

where the point of attachment is at any available carbon or nitrogen ring atom. The term "heterocyclene" means a divalent heterocyclyl or heterocyclic group.

When a specific number of carbon atoms is intended for a particular term used herein, the number of carbon atoms is shown in parentheses preceding the term. For
5 example, the term "(1-4C)alkyl" means an alkyl group having from 1 to 4 carbon atoms.

The term "pharmaceutically acceptable salt" means a salt which is acceptable for administration to a patient, such as a mammal (e.g., salts having acceptable mammalian safety for a given dosage regime). Such salts can be derived from pharmaceutically acceptable inorganic or organic bases and from pharmaceutically acceptable inorganic or
10 organic acids. Salts derived from pharmaceutically acceptable inorganic bases include ammonium, calcium, copper, ferric, ferrous, lithium, magnesium, manganic, manganous, potassium, sodium, zinc and the like. Particularly preferred are ammonium, calcium, magnesium, potassium and sodium salts. Salts derived from pharmaceutically acceptable organic bases include salts of primary, secondary and tertiary amines, including substituted
15 amines, cyclic amines, naturally-occurring amines and the like, such as arginine, betaine, caffeine, choline, N,N'-dibenzylethylenediamine, diethylamine, 2-diethylaminoethanol, 2-dimethylaminoethanol, ethanolamine, ethylenediamine, N-ethylmorpholine, N-ethylpiperidine, glucamine, glucosamine, histidine, hydrabamine, isopropylamine, lysine, methylglucamine, morpholine, piperazine, piperadine, polyamine resins, procaine, purines,
20 theobromine, triethylamine, trimethylamine, tripropylamine, tromethamine and the like. Salts derived from pharmaceutically acceptable acids include acetic, ascorbic, benzenesulfonic, benzoic, camphosulfonic, citric, ethanesulfonic, edisyllic, fumaric, gentisic, gluconic, glucuronic, glutamic, hippuric, hydrobromic, hydrochloric, isethionic, lactic, lactobionic, maleic, malic, mandelic, methanesulfonic, mucic, naphthalenesulfonic,
25 naphthalene-1,5-disulfonic, naphthalene-2,6-disulfonic, nicotinic, nitric, orotic, pamoic, pantothenic, phosphoric, succinic, sulfuric, tartaric, p-toluenesulfonic, xinafoic and the like. Particularly preferred are citric, hydrobromic, hydrochloric, isethionic, maleic, naphthalene-1,5-disulfonic, phosphoric, sulfuric and tartaric acids.

The term "salt thereof" means a compound formed when the hydrogen of an acid is
30 replaced by a cation, such as a metal cation or an organic cation and the like. Preferably, the salt is a pharmaceutically acceptable salt, although this is not required for salts of intermediate compounds that are not intended for administration to a patient.

The term “solvate” means a complex or aggregate formed by one or more molecules of a solute, i.e. a compound of formula I or a pharmaceutically acceptable salt thereof, and one or more molecules of a solvent. Such solvates are typically crystalline solids having a substantially fixed molar ratio of solute and solvent. Representative
5 solvents include, by way of example, water, methanol, ethanol, isopropanol, acetic acid and the like. When the solvent is water, the solvate formed is a hydrate.

It will be appreciated that the term “or a pharmaceutically acceptable salt or solvate or stereoisomer thereof” is intended to include all permutations of salts, solvates and stereoisomers, such as a solvate of a pharmaceutically acceptable salt of a stereoisomer of
10 a compound of formula I.

The term “therapeutically effective amount” means an amount sufficient to effect treatment when administered to a patient in need of treatment.

The term “treating” or “treatment” as used herein means the treating or treatment of a disease or medical condition (such as COPD) in a patient, such as a mammal (particularly
15 a human) that includes:

- (a) preventing the disease or medical condition from occurring, i.e., prophylactic treatment of a patient;
- (b) ameliorating the disease or medical condition, i.e., eliminating or causing regression of the disease or medical condition in a patient;
- 20 (c) suppressing the disease or medical condition, i.e., slowing or arresting the development of the disease or medical condition in a patient; or
- (d) alleviating the symptoms of the disease or medical condition in a patient.

The term “leaving group” means a functional group or atom which can be displaced by another functional group or atom in a substitution reaction, such as a nucleophilic
25 substitution reaction. By way of example, representative leaving groups include chloro, bromo and iodo groups; sulfonic ester groups, such as mesylate, tosylate, brosylate, nosylate and the like; and acyloxy groups, such as acetoxy, trifluoroacetoxy and the like.

The term “protected derivatives thereof” means a derivative of the specified compound in which one or more functional groups of the compound are protected from
30 undesired reactions with a protecting or blocking group. Functional groups which may be protected include, by way of example, carboxylic acid groups, amino groups, hydroxyl groups, thiol groups, carbonyl groups and the like. Representative protecting groups for carboxylic acids include esters (such as a *p*-methoxybenzyl ester), amides and hydrazides;

for amino groups, carbamates (such as *tert*-butoxycarbonyl) and amides; for hydroxyl groups, ethers and esters; for thiol groups, thioethers and thioesters; for carbonyl groups, acetals and ketals; and the like. Such protecting groups are well-known to those skilled in the art and are described, for example, in T. W. Greene and G. M. Wuts, *Protecting*
5 *Groups in Organic Synthesis*, Third Edition, Wiley, New York, 1999, and references cited therein.

The term "amino-protecting group" means a protecting group suitable for preventing undesired reactions at an amino group. Representative amino-protecting groups include, but are not limited to, *tert*-butoxycarbonyl (BOC), trityl (Tr), benzyloxycarbonyl
10 (Cbz), 9-fluorenylmethoxycarbonyl (Fmoc), formyl, trimethylsilyl (TMS), *tert*-butyldimethylsilyl (TBS), and the like.

The term "carboxy-protecting group" means a protecting group suitable for preventing undesired reactions at a carboxy group. Representative carboxy-protecting groups include, but are not limited to, esters, such as methyl, ethyl, *tert*-butyl, benzyl (Bn),
15 *p*-methoxybenzyl (PMB), 9-fluorenylmethyl (Fm), trimethylsilyl (TMS), *tert*-butyldimethylsilyl (TBS), diphenylmethyl (benzhydryl, DPM) and the like.

The term "hydroxyl-protecting group" means a protecting group suitable for preventing undesirable reactions at a hydroxyl group. Representative hydroxyl-protecting groups include, but are not limited to, silyl groups including tri(1-6C)alkylsilyl groups,
20 such as trimethylsilyl (TMS), triethylsilyl (TES), *tert*-butyldimethylsilyl (TBS) and the like; esters (acyl groups) including (1-6C)alkanoyl groups, such as formyl, acetyl and the like; arylmethyl groups, such as benzyl (Bn), *p*-methoxybenzyl (PMB), 9-fluorenylmethyl (Fm), diphenylmethyl (benzhydryl, DPM) and the like. Additionally, two hydroxyl groups can also be protected as an alkylidene group, such as prop-2-ylidene, formed, for example,
25 by reaction with a ketone, such as acetone.

General Synthetic Procedures

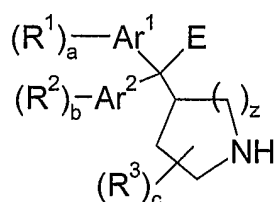
The compounds of this invention can be prepared from readily available starting materials using the following general methods and procedures or by using other
30 information readily available to those of ordinary skill in the art. Although a particular embodiment of the present invention may be shown or described herein, those skilled in the art will recognize that all embodiments or aspects of the present invention can be prepared using the methods described herein or by using other methods, reagents and

starting materials known to those skilled in the art. It will also be appreciated that where typical or preferred process conditions (i.e., reaction temperatures, times, mole ratios of reactants, solvents, pressures, etc.) are given, other process conditions can also be used unless otherwise stated. While the optimum reaction conditions may vary depending on the particular reactants or solvent used, such conditions can be readily determined by one skilled in the art by routine optimization procedures.

Additionally, as will be apparent to those skilled in the art, conventional protecting groups may be necessary or desired to prevent certain functional groups from undergoing undesired reactions. The choice of a suitable protecting group for a particular functional group as well as suitable conditions for protection and deprotection of such functional groups are well-known in the art. Protecting groups other than those illustrated in the procedures described herein may be used, if desired. For example, numerous protecting groups, and their introduction and removal, are described in T. W. Greene and G. M. Wuts, *Protecting Groups in Organic Synthesis*, Third Edition, Wiley, New York, 1999, and references cited therein.

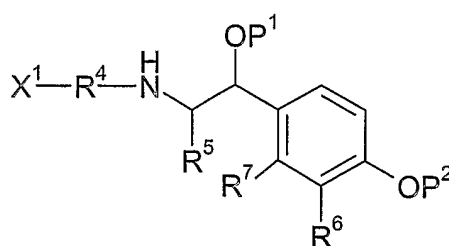
By way of illustration, the compounds of this invention can be prepared by a process comprising:

- (a) reacting a compound of formula 1:



1

or a salt thereof; with a compound of formula 2:

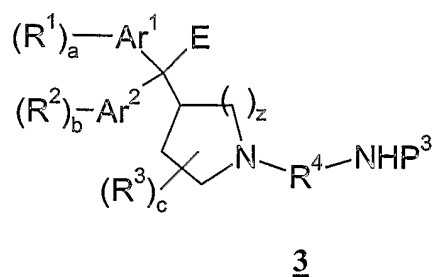


2

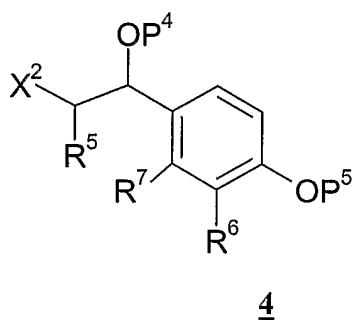
wherein X^1 represents a leaving group, and P^1 and P^2 each independently represent hydrogen or a hydroxyl-protecting group;

(b) reacting a compound of formula 3:

5



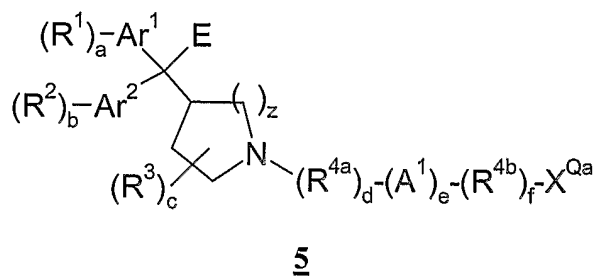
or salt thereof; wherein P^3 represents hydrogen or an amino-protecting group, with
10 a compound of formula 4:



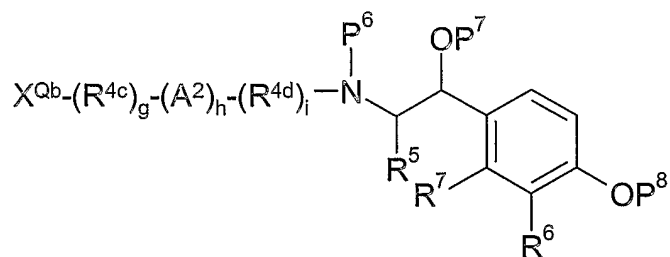
15 wherein X^2 represents a leaving group, and P^4 and P^5 each independently represent hydrogen or a hydroxyl-protecting group;

(c) coupling a compound of formula 5:

20



with a compound of formula 6:

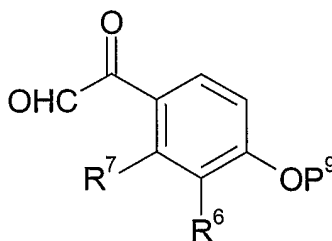


5

6

wherein X^{Qa} and X^{Qb} each independently represent functional groups that couple to form a group Q, P^6 represents hydrogen or an amino-protecting group; and P^7 and P^8 each independently represent hydrogen or a hydroxyl-protecting group;

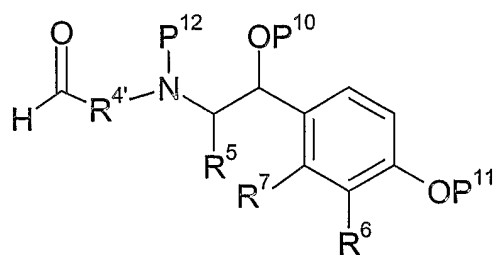
- 10 (d) for a compound of formula I wherein R^5 represents hydrogen, reacting a compound of formula 3 with a compound of formula 7:

7

15

or a hydrate thereof (e.g., a glyoxal), wherein P^9 represents hydrogen or a hydroxyl-protecting group, in the presence of a reducing agent;

- (e) reacting a compound of formula 1 with a compound of formula 8:

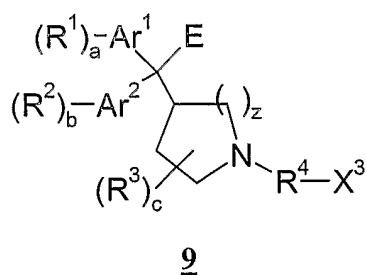


20

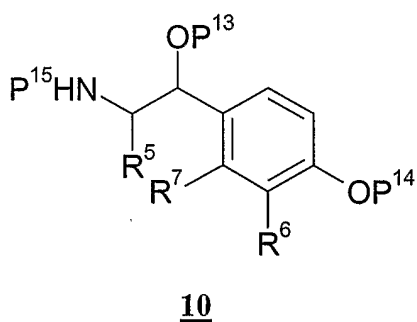
8

or a hydrate thereof, in the presence of a reducing agent, wherein P¹⁰ and P¹¹ each independently represent hydrogen or a hydroxyl-protecting group; P¹² represents hydrogen or an amino-protecting group; and R^{4'} represents a residue that, together with the carbon to which it is attached, affords a group R⁴ upon completion of the reaction;

(f) reacting a compound of formula 9:

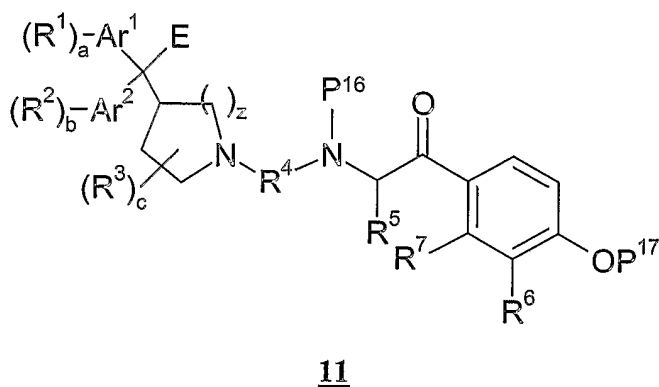


wherein X³ represents a leaving group, with a compound of formula 10:



wherein P¹³ and P¹⁴ each independently represent hydrogen or a hydroxyl-protecting group, and P¹⁵ represents hydrogen or an amino-protecting group;

(g) reacting a compound of formula 11:

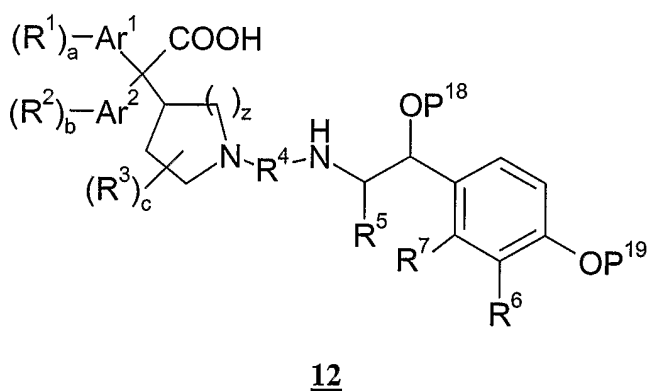


5

with a reducing agent; wherein P¹⁶ represents hydrogen or an amino-protecting group; and P¹⁷ represents hydrogen or a hydroxyl-protecting group;

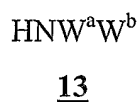
(h) for a compound of formula I in which E represents -C(O)NW^aW^b, reacting a compound of formula 12:

10



wherein P¹⁸ and P¹⁹ each represents hydrogen or a hydroxyl-protecting group, with a compound of formula 13:

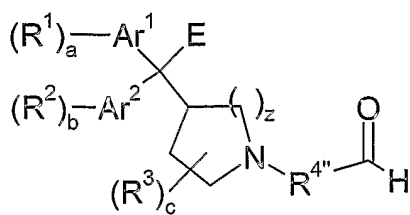
15



20

or

(i) reacting a compound of formula 14:

14

5

or a hydrate thereof; wherein $R^{4''}$ represents a residue that, together with the carbon to which it is attached, affords an R^4 group upon completion of the reaction; with a compound of formula 10 in the presence of a reducing agent;

and then removing any protecting group $P^1, P^2, P^3, P^4, P^5, P^6, P^7, P^8, P^9, P^{10}, P^{11}, P^{12}, P^{13}, P^{14}, P^{15}, P^{16}, P^{17}, P^{18}$ or P^{19} to provide a compound of formula I; and optionally, forming a pharmaceutically acceptable salt thereof.

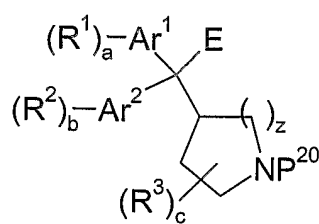
Generally, if a salt of one of the starting materials is used in the processes described above, such as an acid addition salt, the salt is typically neutralized before or during the reaction process. This neutralization reaction is typically accomplished by contacting the salt with one molar equivalent of a base for each molar equivalent of acid addition salt.

In process (a), i.e., the reaction between the compounds of formula 1 and 2, the leaving group represented by X^1 can be, for example, halo, such as chloro, bromo or iodo, or a sulfonic ester group, such as mesylate or tosylate. The groups P^1 and P^2 can be, for example, trimethylsilyl and benzyl, respectively. This reaction is typically conducted in an inert diluent, such as acetonitrile, in the presence of a base. For example, this reaction can be conducted in the presence of a tertiary amine, such as diisopropylethylamine.

Generally, this reaction is conducted at a temperature in the range of from 0 °C to 100 °C until the reaction is substantially complete. The reaction product is then isolated using conventional procedures, such as extraction, recrystallization, chromatography and the like.

Compounds of formula 1 are generally known in the art or can be prepared from commercially available starting materials and reagents using well-known procedures. For example, compounds of formula 1 in which W^a and W^b each represents hydrogen can be prepared using the procedures described in U.S. Patent No. 5,096,890, the disclosure of which is incorporated herein by reference in its entirety.

By way of further illustration, compounds of formula 1 can be prepared by deprotecting a compound of formula 15:

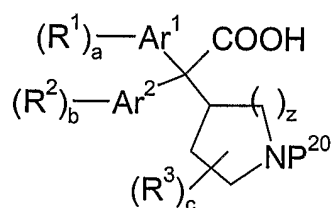
15

10

wherein P²⁰ represents an amino-protecting group, such as a benzyl group. Such benzyl groups are readily removed by reduction using, for example, hydrogen or ammonium formate and a Group VIII metal catalyst, such as palladium. Optionally, this reaction is conducted in the presence of an acid, such as formic acid, acetic acid, hydrochloric acid, hydrobromic acid, sulfuric acid and the like.

15

Compounds of formula 15 in which E is -C(O)NW^aW^b can be prepared by reacting a carboxylic acid of formula 16:

16

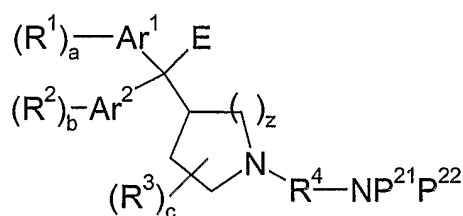
20

with an amine of formula 13 under amide bond forming conditions. Compounds of formula 16 may be prepared by hydrolyzing a compound of formula 15 in which E represents CN. Compounds of formula 15 can be prepared as described in U.S. Patent No. 5,096,890.

Compounds of formula 2 can be prepared by various procedures described herein or by procedures that are well-known to those skilled in the art. For example, the hydroxyl group of a compound of formula 25 below, can be readily converted into a leaving group using well-known reagents and procedures. By way of illustration, a hydroxyl group can be converted into a halo group using an inorganic acid halide, such as thionyl chloride, phosphorous trichloride, phosphorous tribromide, phosphorous oxychloride and the like, or a halogen acid, such a hydrogen bromide.

In process (b), i.e., the reaction of a compound of formula 3 with a compound of formula 4, the leaving represented by X² can be, for example, halo, such as chloro, bromo or iodo, or a sulfonic ester group, such as mesylate or tosylate. The groups P³, P⁴ and P⁵ can be, for example, benzyl, *tert*-butyldimethylsilyl and benzyl, respectively. This reaction is typically conducted in the presence of a base, such as sodium bicarbonate, and optionally in the presence of an alkali metal iodide, such as sodium iodide. Generally, this reaction is conducted in an inert diluent, such as tetrahydrofuran, at a temperature ranging from 25 °C to 100 °C until the reaction is substantially complete. The reaction product is then isolated using conventional procedures, such as extraction, recrystallization, chromatography and the like.

Compounds of formula 3 can be prepared by deprotecting a compound of formula 17:



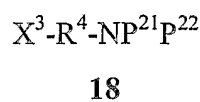
17

wherein one or both of P²¹ and P²² independently represents a protecting group, such as *tert*-butoxycarbonyl or benzyl, and any remainder represents a hydrogen atom. For

example, a *tert*-butoxycarbonyl group can be removed by treating the protected compound with trifluoroacetic acid.

Compounds of formula 17 can be prepared by reacting a compound of formula 1 with a compound of formula 18:

5

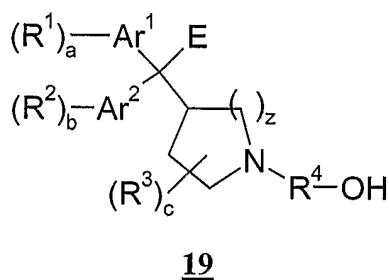


wherein X^3 represents a leaving group such as halo, such as chloro, bromo or iodo, or sulfonic ester group, such as mesylate or tosylate. This reaction is typically conducted by contacting a compound of formula 1 with a compound of formula 18 in an inert diluent, such as acetonitrile, DMF or mixtures thereof, at a temperature ranging from about 0 °C to about 100 °C until the reaction is substantially complete.

Alternatively, compounds of formula 3 can be obtained by reductive amination of a compound of formula 14. The reductive amination can be performed by reacting the compound of formula 14 with, for example, benzylamine in the presence of a reducing agent, including a borohydride reducing agent, such as sodium triacetoxyborohydride.

Compounds of formula 14 may be prepared by oxidizing the corresponding alcohol of formula 19:

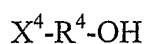
20



using a suitable oxidizing agent, such as sulfur trioxide pyridine complex and dimethyl sulfoxide. This oxidation reaction is typically conducted in an inert diluent, such as dichloromethane, the presence of a tertiary amine, such as diisopropylethylamine, at a temperature ranging from about -20 °C to about 25 °C.

Compounds of formula 19 can be prepared by reacting a compound of formula 1 with a compound of formula 20:

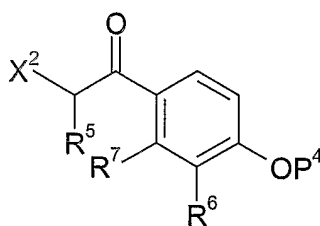
30



20

wherein X^4 represents a leaving group such as halo, such as chloro, bromo or iodo, or a
5 sulfonic ester group, such as mesylate or tosylate.

Compounds of formula 4 can be prepared by reacting a compound of formula 21:



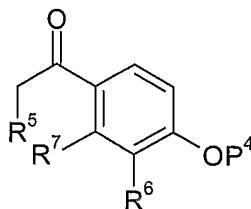
21

10

with a reducing agent, such as borane. If desired, such a reduction can be performed in the presence of a chiral catalyst to provide compounds of formula 4 in chiral form. For example, compounds of formula 21 can be reduced in the presence of a chiral catalyst formed from (*R*)-(+)- α,α -diphenyl-2-pyrrolidinemethanol and trimethylboroxine; or
15 alternatively, from (*S*)-(-)- α,α -diphenyl-2-pyrrolidinemethanol and trimethylboroxine. The resulting hydroxyl group can then be protected with a hydroxyl-protecting group, P^4 , by reaction with, for example, *tert*-butyldimethylsilyl trifluoromethanesulfonate.

Compounds of formula 21 in which X^2 represents a bromine atom can be prepared by reacting a compound of formula 22:

20



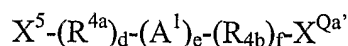
22

with bromine in the presence of a Lewis acid, such as boron trifluoride diethyl etherate.

25 Compounds of formula 22 are well-known in the art or can be prepared by well-known procedures using commercially available starting materials and reagents.

Referring to process (c), i.e., the reaction of a compound of formula 5 with a compound of formula 6, it will be appreciated that the groups X^{Qa} and X^{Qb} should be selected so as to afford the desired group Q upon completion of the reaction. For example, when the desired group Q is an amide group, i.e., $-N(Q^a)C(O)-$ or $-C(O)N(Q^b)-$, one of X^{Qa} and X^{Qb} can be an amine group (i.e., $-NHQ^a$ or $-NHQ^b$) and the other can be a carboxyl group (i.e., $-COOH$) or a reactive derivative thereof (such as acyl halide, such as an acyl chloride or acyl bromide). The groups P^6 , P^7 and P^8 can be, for example, benzyl, trimethylsilyl and benzyl, respectively. When Q is an amide group, the reaction can be performed under conventional amide coupling conditions. Similarly, when the desired group Q is a sulfonamide, i.e., $-N(Q^c)S(O)_2-$ or $-S(O)_2N(Q^d)-$, one of X^{Qa} and X^{Qb} can be an amine group, $-NHQ^c$ or $-NHQ^d$ and the other can be a sulfonyl halide group (such as sulfonyl chloride or sulfonyl bromide).

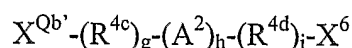
Compounds of formula 5 can be prepared by reacting a compound of formula 1 with a compound of formula 23:



23

wherein X^5 represents a leaving group including halo, such as chloro, bromo or iodo, and a sulfonic ester group, such as mesylate or tosylate; and $X^{Qa'}$ represents X^{Qa} , such as a carboxyl group or an amino group NHQ^a , or a protected derivative thereof, such as a (1-6C)alkoxycarbonylamino group or a *tert*-butoxycarbonylamino group. This reaction is typically conducted by a method analogous to that used to prepare compounds of formula 3, followed by removing any protecting group in $X^{Qa'}$.

Compounds of formula 6 can be prepared by reacting a compound of formula 4 with a compound of formula 24:



24

wherein X^6 represents a leaving group including halo, such as chloro, bromo or iodo, and a sulfonic ester group, such as mesylate or tosylate; and $X^{Qb'}$ represents X^{Qb} , such as a carboxyl group or an amino group NHQ^b , or a protected derivative thereof, such as a (1-

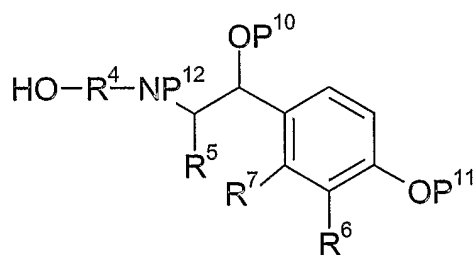
6C)alkoxycarbonyl group or a *tert*-butoxycarbonylamino group. This reaction is typically conducted by a method analogous to that used to prepare compounds of formula 3, followed by removing any protecting group in X^{Qb'}.

Referring to process (d), i.e., the reaction of a compound of formula 3 with a compound of formula 7, any suitable reducing agent may be used in this reaction. For example, the reducing agent can be hydrogen in the presence of a Group VIII metal catalyst, such as palladium on carbon; or a metal hydride reagent, such as sodium triacetoxyborohydride. The group P⁷ can be, for example, benzyl. This reaction is typically conducted in an inert diluent and a protic solvent, such as a mixture of dichloroethane and methanol, at a temperature in the range of from 0 °C to 100 °C until the reaction is substantially complete.

Compounds of formula 7 in the form of a hydrate can be prepared by conventional procedures, for example, by dibrominating a compound of formula 21 (where X² in this case can also be hydrogen), and then hydrolyzing the resulting dibromide to form a glyoxal or a hydrate thereof. For example, a compound of formula 21 can be reacted with hydrogen bromide and then hydrolyzed with water to form the corresponding glyoxal hydrate.

Referring to process (e), i.e., the reaction of a compound of formula 1 with a compound of formula 8, any suitable reducing agent may be used in this reaction. For example, the reducing agent may be hydrogen in the presence of a Group VIII metal catalyst, such as palladium on carbon; or a metal hydride reagent, such as sodium triacetoxyborohydride. The groups P¹⁰, P¹¹ and P¹² can be, for example, trimethylsilyl, benzyl and benzyl, respectively. Typically, this reduction reaction is conducted in an inert diluent and a protic solvent, such as dichloroethane and methanol, at a temperature in the range of from 0 °C to 100 °C until the reaction is substantially complete.

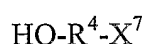
Compounds of formula 8 may be prepared by oxidizing a compound of formula 25:



25

using any suitable oxidizing agent, such as sulfur trioxide pyridine complex and dimethyl sulfoxide. This reaction is typically conducted in the presence of a tertiary amine, such as diisopropylethylamine, at a temperature in the range of from about -20 °C to about 25 °C until the oxidation is substantially complete.

Compounds of formula 25 can be prepared by reacting a compound of formula 10 with a compound of formula 26:



26

wherein X⁷ represents a leaving group including halo, such as chloro, bromo or iodo, and a sulfonic ester group, such as mesylate or tosylate.

Referring to process (f), i.e., the reaction of a compound of formula 9 with a compound of formula 10, the leaving group represented by X³ can be, for example, halo, such as chloro, bromo or iodo, or a sulfonic ester group, such as mesylate or tosylate. The groups P¹³, P¹⁴ and P¹⁵ can be, for example, trimethylsilyl, benzyl and benzyl, respectively. This reaction is typically conducted in the presence of an inert diluent, such as acetonitrile, in the presence of a suitable base. For example, this reaction can be conducted in the presence of a tertiary amine, such as diisopropylethylamine. Generally, this reaction is conducted at a temperature in the range of from 0 °C to 100 °C until the reaction is substantially complete.

Compounds of formula 9 can be prepared by steps analogous to those of methods (a) to (e) herein, starting from a compound of formula 1. Additionally, compounds of formula 10 can be prepared from compounds of formula 4 by reaction with an amine of formula P¹⁵NH₂.

Referring to process (g), representative examples for P¹⁶ and P¹⁷ are benzyl or *tert*-butyldimethylsilyl. This reduction reaction can be conducted using any suitable reducing agent including borohydrides, such as sodium borohydride. Any suitable solvent or diluent may be employed, such as *N,N*-dimethylformamide. This reaction is typically conducted at a temperature in the range of from 0 °C to 100 °C until the reaction is substantially complete.

Compounds of formula **11** can be prepared by reacting a compound of formula **3** with a compound of formula **21**. This reaction is conveniently performed in the presence of a base, such as potassium carbonate.

Referring to process (h), the hydroxyl-protecting groups represented by P¹⁸ and P¹⁹ can be, for example, trimethylsilyl and benzyl. This reaction is typically performed under conventional amide bond forming conditions.

Compounds of formula **12** can be prepared using the methods as described herein by employing a starting material in which E is -C(O)OW^c. Alternatively, such compounds can be prepared by hydrolyzing a compound corresponding to **12** in which the -COOH group is -CN.

Referring to process (i), i.e., the reaction of a compound of formula **14** with a compound of formula **10**, any suitable reducing agent may be used in this reaction. For example, the reducing agent may be hydrogen in the presence of a Group VIII metal catalyst, such as palladium on carbon; or a metal hydride reagent, such as sodium triacetoxyborohydride. The groups P¹³, P¹⁴ and P¹⁵ can be, for example, *tert*-butyldimethylsilyl, benzyl and benzyl, respectively. Typically, this reduction reaction is conducted in an inert diluent and a protic solvent, such as dichloroethane and methanol, at a temperature in the range of from 0 °C to 100 °C until the reaction is substantially complete.

Compounds of formula **14** are readily prepared by oxidation of the corresponding alcohol or by hydrolysis of the corresponding acetal. Any suitable oxidizing agent may be employed in this reaction to provide the aldehyde, such as sulfur trioxide pyridine complex and dimethyl sulfoxide. The acetal may be hydrolyzed under conventional conditions using aqueous acid to provide the aldehyde.

Additionally, compounds of formula I in which R⁶ and R⁷ together form -NR^{7g}C(O)-CR^{7h}R⁷ⁱ-CR^{7j}R^{7k}- or -CR^{7l}R^{7m}-CR⁷ⁿR^{7o}-C(O)-NR^{7p}- may be prepared by reducing a corresponding compound of formula I in which R⁶ and R⁷ together form -NR^{7a}C(O)-CR^{7b}=CR^{7c}- or -CR^{7d}=CR^{7e}-C(O)-NR^{7f}-, for example by catalytic hydrogenation.

Further details regarding specific reaction conditions and other procedures for preparing representative compounds of this invention or intermediates thereof are described in the Examples set forth below.

Pharmaceutical Compositions and Formulations

The compounds of this invention are typically administered to a patient in the form of a pharmaceutical composition or formulation. Such pharmaceutical compositions may be administered to the patient by any acceptable route of administration including, but not
5 limited to, inhaled, oral, nasal, topical (including transdermal) and parenteral modes of administration. It will be understood that any form of the compounds of this invention, (i.e., free base, pharmaceutically acceptable salt, solvate, etc.) that is suitable for the particular mode of administration can be used in the pharmaceutical compositions discussed herein.

10 Accordingly, in one of its compositions aspects, this invention is directed to a pharmaceutical composition comprising a pharmaceutically acceptable carrier or excipient and a therapeutically effective amount of a compound of formula I, or a pharmaceutically acceptable salt thereof. Optionally, such pharmaceutical compositions may contain other therapeutic and/or formulating agents if desired.

15 The pharmaceutical compositions of this invention typically contain a therapeutically effective amount of a compound of the present invention or a pharmaceutically acceptable salt thereof. Typically, such pharmaceutical compositions will contain from about 0.01 to about 95% by weight of the active agent; including, from about 0.01 to about 30% by weight; such as from about 0.01 to about 10% by weight of the
20 active agent.

Any conventional carrier or excipient may be used in the pharmaceutical compositions of this invention. The choice of a particular carrier or excipient, or combinations of carriers or excipients, will depend on the mode of administration being used to treat a particular patient or type of medical condition or disease state. In this
25 regard, the preparation of a suitable pharmaceutical composition for a particular mode of administration is well within the scope of those skilled in the pharmaceutical arts. Additionally, the ingredients for such compositions are commercially available from, for example, Sigma, P.O. Box 14508, St. Louis, MO 63178. By way of further illustration, conventional formulation techniques are described in *Remington: The Science and Practice*
30 *of Pharmacy*, 20th Edition, Lippincott Williams & White, Baltimore, Maryland (2000); and H.C. Ansel et al., *Pharmaceutical Dosage Forms and Drug Delivery Systems*, 7th Edition, Lippincott Williams & White, Baltimore, Maryland (1999).

Representative examples of materials which can serve as pharmaceutically acceptable carriers include, but are not limited to, the following: (1) sugars, such as lactose, glucose and sucrose; (2) starches, such as corn starch and potato starch; (3) cellulose, and its derivatives, such as sodium carboxymethyl cellulose, ethyl cellulose and cellulose acetate; (4) powdered tragacanth; (5) malt; (6) gelatin; (7) talc; (8) excipients, such as cocoa butter and suppository waxes; (9) oils, such as peanut oil, cottonseed oil, safflower oil, sesame oil, olive oil, corn oil and soybean oil; (10) glycols, such as propylene glycol; (11) polyols, such as glycerin, sorbitol, mannitol and polyethylene glycol; (12) esters, such as ethyl oleate and ethyl laurate; (13) agar; (14) buffering agents, such as magnesium hydroxide and aluminum hydroxide; (15) alginic acid; (16) pyrogen-free water; (17) isotonic saline; (18) Ringer's solution; (19) ethyl alcohol; (20) phosphate buffer solutions; (21) compressed propellant gases, such as chlorofluorocarbons and hydrofluorocarbons; and (22) other non-toxic compatible substances employed in pharmaceutical compositions.

The pharmaceutical compositions of this invention are typically prepared by thoroughly and intimately mixing or blending a compound of the invention with a pharmaceutically acceptable carrier and one or more optional ingredients. If necessary or desired, the resulting uniformly blended mixture can then be shaped or loaded into tablets, capsules, pills, canisters, cartridges, dispensers and the like using conventional procedures and equipment.

In one embodiment, the pharmaceutical compositions of this invention are suitable for inhaled administration. Suitable pharmaceutical compositions for inhaled administration will typically be in the form of an aerosol or a powder. Such compositions are generally administered using well-known delivery devices, such as a nebulizer inhaler, a metered-dose inhaler (MDI), a dry powder inhaler (DPI) or a similar delivery device.

In a specific embodiment of this invention, the pharmaceutical composition comprising the active agent is administered by inhalation using a nebulizer inhaler. Such nebulizer devices typically produce a stream of high velocity air that causes the pharmaceutical composition comprising the active agent to spray as a mist that is carried into the patient's respiratory tract. Accordingly, when formulated for use in a nebulizer inhaler, the active agent is typically dissolved in a suitable carrier to form a solution. Alternatively, the active agent can be micronized and combined with a suitable carrier to form a suspension of micronized particles of respirable size, where micronized is typically defined as having about 90% or more of the particles with a diameter of less than about 10

µm. Suitable nebulizer devices are provided commercially, for example, by PARI GmbH (Starnberg, German). Other nebulizer devices include Respimat (Boehringer Ingelheim) and those disclosed, for example, in U.S. Patent No. 6,123,068 and WO 97/12687.

A representative pharmaceutical composition for use in a nebulizer inhaler
5 comprises an isotonic aqueous solution comprising from about 0.05 µg/mL to about 10 mg/mL of a compound of formula I or a pharmaceutically acceptable salt or solvate or stereoisomer thereof.

In another specific embodiment of this invention, the pharmaceutical composition comprising the active agent is administered by inhalation using a dry powder inhaler. Such
10 dry powder inhalers typically administer the active agent as a free-flowing powder that is dispersed in a patient's air-stream during inspiration. In order to achieve a free flowing powder, the active agent is typically formulated with a suitable excipient such as lactose or starch.

A representative pharmaceutical composition for use in a dry powder inhaler
15 comprises dry lactose having a particle size between about 1 µm and about 100 µm and micronized particles of a compound of formula I, or a pharmaceutically acceptable salt or solvate or stereoisomer thereof.

Such a dry powder formulation can be made, for example, by combining the lactose with the active agent and then dry blending the components. Alternatively, if desired, the
20 active agent can be formulated without an excipient. The pharmaceutical composition is then typically loaded into a dry powder dispenser, or into inhalation cartridges or capsules for use with a dry powder delivery device.

Examples of dry powder inhaler delivery devices include Diskhaler (GlaxoSmithKline, Research Triangle Park, NC) (see, e.g., U.S. Patent No. 5,035,237);
25 Diskus (GlaxoSmithKline) (see, e.g., U.S. Patent No. 6,378,519; Turbuhaler (AstraZeneca, Wilmington, DE) (see, e.g., U.S. Patent No. 4,524,769); Rotahaler (GlaxoSmithKline) (see, e.g., U.S. Patent No. 4,353,365) and Handihaler (Boehringer Ingelheim). Further examples of suitable DPI devices are described in U.S. Patent Nos. 5,415,162, 5,239,993, and 5,715,810 and references cited therein.

30 In yet another specific embodiment of this invention, the pharmaceutical composition comprising the active agent is administered by inhalation using a metered-dose inhaler. Such metered-dose inhalers typically discharge a measured amount of the active agent or a pharmaceutically acceptable salt thereof using compressed propellant gas.

Accordingly, pharmaceutical compositions administered using a metered-dose inhaler typically comprise a solution or suspension of the active agent in a liquefied propellant. Any suitable liquefied propellant may be employed including chlorofluorocarbons, such as CCl₃F, and hydrofluoroalkanes (HFAs), such as 1,1,1,2-tetrafluoroethane (HFA 134a) and
5 1,1,1,2,3,3,3-heptafluoro-*n*-propane, (HFA 227). Due to concerns about chlorofluorocarbons affecting the ozone layer, formulations containing HFAs are generally preferred. Additional optional components of HFA formulations include co-solvents, such as ethanol or pentane, and surfactants, such as sorbitan trioleate, oleic acid, lecithin, and glycerin. See, for example, U.S. Patent No. 5,225,183, EP 0717987 A2, and WO
10 92/22286.

A representative pharmaceutical composition for use in a metered-dose inhaler comprises from about 0.01 % to about 5 % by weight of a compound of formula I, or a pharmaceutically acceptable salt or solvate or stereoisomer thereof; from about 0 % to about 20 % by weight ethanol; and from about 0 % to about 5 % by weight surfactant; with
15 the remainder being an HFA propellant.

Such compositions are typically prepared by adding chilled or pressurized hydrofluoroalkane to a suitable container containing the active agent, ethanol (if present) and the surfactant (if present). To prepare a suspension, the active agent is micronized and then combined with the propellant. The formulation is then loaded into an aerosol canister,
20 which forms a portion of a metered-dose inhaler device. Examples of metered-dose inhaler devices developed specifically for use with HFA propellants are provided in U.S. Patent Nos. 6,006,745 and 6,143,277. Alternatively, a suspension formulation can be prepared by spray drying a coating of surfactant on micronized particles of the active agent. See, for example, WO 99/53901 and WO 00/61108.

25 For additional examples of processes of preparing respirable particles, and formulations and devices suitable for inhalation dosing see U.S. Patent Nos. 6,268,533, 5,983,956, 5,874,063, and 6,221,398, and WO 99/55319 and WO 00/30614.

In another embodiment, the pharmaceutical compositions of this invention are suitable for oral administration. Suitable pharmaceutical compositions for oral
30 administration may be in the form of capsules, tablets, pills, lozenges, cachets, dragees, powders, granules; or as a solution or a suspension in an aqueous or non-aqueous liquid; or as an oil-in-water or water-in-oil liquid emulsion; or as an elixir or syrup; and the like;

each containing a predetermined amount of a compound of the present invention as an active ingredient.

When intended for oral administration in a solid dosage form (i.e., as capsules, tablets, pills and the like), the pharmaceutical compositions of this invention will typically
5 comprise a compound of the present invention as the active ingredient and one or more pharmaceutically acceptable carriers, such as sodium citrate or dicalcium phosphate. Optionally or alternatively, such solid dosage forms may also comprise: (1) fillers or extenders, such as starches, lactose, sucrose, glucose, mannitol, and/or silicic acid; (2) binders, such as carboxymethylcellulose, alginates, gelatin, polyvinyl pyrrolidone, sucrose
10 and/or acacia; (3) humectants, such as glycerol; (4) disintegrating agents, such as agar-agar, calcium carbonate, potato or tapioca starch, alginic acid, certain silicates, and/or sodium carbonate; (5) solution retarding agents, such as paraffin; (6) absorption accelerators, such as quaternary ammonium compounds; (7) wetting agents, such as cetyl alcohol and/or glycerol monostearate; (8) absorbents, such as kaolin and/or bentonite clay;
15 (9) lubricants, such as talc, calcium stearate, magnesium stearate, solid polyethylene glycols, sodium lauryl sulfate, and/or mixtures thereof; (10) coloring agents; and (11) buffering agents.

Release agents, wetting agents, coating agents, sweetening, flavoring and perfuming agents, preservatives and antioxidants can also be present in the pharmaceutical
20 compositions of this invention. Examples of pharmaceutically acceptable antioxidants include: (1) water-soluble antioxidants, such as ascorbic acid, cysteine hydrochloride, sodium bisulfate, sodium metabisulfate sodium sulfite and the like; (2) oil-soluble antioxidants, such as ascorbyl palmitate, butylated hydroxyanisole (BHA), butylated hydroxytoluene (BHT), lecithin, propyl gallate, alpha-tocopherol, and the like; and (3)
25 metal-chelating agents, such as citric acid, ethylenediamine tetraacetic acid (EDTA), sorbitol, tartaric acid, phosphoric acid, and the like. Coating agents for tablets, capsules, pills and like, include those used for enteric coatings, such as cellulose acetate phthalate (CAP), polyvinyl acetate phthalate (PVAP), hydroxypropyl methylcellulose phthalate, methacrylic acid-methacrylic acid ester copolymers, cellulose acetate trimellitate (CAT),
30 carboxymethyl ethyl cellulose (CMEC), hydroxypropyl methyl cellulose acetate succinate (HPMCAS), and the like.

If desired, the pharmaceutical compositions of the present invention may also be formulated to provide slow or controlled release of the active ingredient using, by way of

example, hydroxypropyl methyl cellulose in varying proportions; or other polymer matrices, liposomes and/or microspheres.

In addition, the pharmaceutical compositions of the present invention may optionally contain opacifying agents and may be formulated so that they release the active
5 ingredient only, or preferentially, in a certain portion of the gastrointestinal tract, optionally, in a delayed manner. Examples of embedding compositions which can be used include polymeric substances and waxes. The active ingredient can also be in micro-encapsulated form, if appropriate, with one or more of the above-described excipients.

Suitable liquid dosage forms for oral administration include, by way of illustration,
10 pharmaceutically acceptable emulsions, microemulsions, solutions, suspensions, syrups and elixirs. Such liquid dosage forms typically comprise the active ingredient and an inert diluent, such as, for example, water or other solvents, solubilizing agents and emulsifiers, such as ethyl alcohol, isopropyl alcohol, ethyl carbonate, ethyl acetate, benzyl alcohol, benzyl benzoate, propylene glycol, 1,3-butylene glycol, oils (esp., cottonseed, groundnut,
15 corn, germ, olive, castor and sesame oils), glycerol, tetrahydrofuryl alcohol, polyethylene glycols and fatty acid esters of sorbitan, and mixtures thereof. Suspensions, in addition to the active ingredient, may contain suspending agents such as, for example, ethoxylated isostearyl alcohols, polyoxyethylene sorbitol and sorbitan esters, microcrystalline cellulose, aluminium metahydroxide, bentonite, agar-agar and tragacanth, and mixtures
20 thereof.

When intended for oral administration, the pharmaceutical compositions of this invention are preferably packaged in a unit dosage form. The term "unit dosage form" means a physically discrete unit suitable for dosing a patient, i.e., each unit containing a predetermined quantity of active agent calculated to produce the desired therapeutic effect
25 either alone or in combination with one or more additional units. For example, such unit dosage forms may be capsules, tablets, pills, and the like.

The compounds of this invention can also be administered transdermally using known transdermal delivery systems and excipients. For example, a compound of this invention can be admixed with permeation enhancers, such as propylene glycol,
30 polyethylene glycol monolaurate, azacycloalkan-2-ones and the like, and incorporated into a patch or similar delivery system. Additional excipients including gelling agents, emulsifiers and buffers, may be used in such transdermal compositions if desired.

The pharmaceutical compositions of this invention may also contain other therapeutic agents that are co-administered with a compound of formula I, or pharmaceutically acceptable salt or solvate or stereoisomer thereof. For example, the pharmaceutical compositions of this invention may further comprise one or more

5 therapeutic agents selected from other bronchodilators (e.g., PDE₃ inhibitors, adenosine 2b modulators and β_2 adrenergic receptor agonists); anti-inflammatory agents (e.g. steroidal anti-inflammatory agents, such as corticosteroids; non-steroidal anti-inflammatory agents (NSAIDs), and PDE₄ inhibitors); other muscarinic receptor antagonists (i.e., anticholinergic agents); antiinfective agents (e.g. Gram positive and Gram negative

10 antibiotics or antivirals); antihistamines; protease inhibitors; and afferent blockers (e.g., D₂ agonists and neurokinin modulators). The other therapeutic agents can be used in the form of pharmaceutically acceptable salts or solvates. Additionally, if appropriate, the other therapeutic agents can be used as optically pure stereoisomers.

Representative β_2 adrenergic receptor agonists that can be used in combination

15 with, and in addition to, the compounds of this invention include, but are not limited to, salmeterol, salbutamol, formoterol, salmefamol, fenoterol, terbutaline, albuterol, isoetharine, metaproterenol, bitolterol, pirbuterol, levalbuterol and the like, or pharmaceutically acceptable salts thereof. Other β_2 adrenergic receptor agonists that can be used in combination with the compounds of this invention include, but are not limited to,

20 3-(4-{[6-({(2R)-2-hydroxy-2-[4-hydroxy-3-(hydroxymethyl)-phenyl]ethyl} amino)-hexyl]oxy}butyl)benzenesulfonamide and 3-(3-{[7-({(2R)-2-hydroxy-2-[4-hydroxy-3-(hydroxymethyl)phenyl]ethyl}-amino)heptyl]oxy}-propyl)benzenesulfonamide and related compounds disclosed in WO 02/066422, published on August 29, 2002; 3-[3-(4-{[6-([[(2R)-2-hydroxy-2-[4-hydroxy-3-(hydroxymethyl)phenyl]ethyl} amino)hexyl]oxy}butyl)-phenyl]imidazolidine-2,4-dione and related compounds disclosed in WO 02/070490,

25 published September 12, 2002; 3-(4-{[6-({(2R)-2-[3-(formylamino)-4-hydroxyphenyl]-2-hydroxyethyl} amino)hexyl]oxy}butyl)-benzenesulfonamide, 3-(4-{[6-({(2S)-2-[3-(formylamino)-4-hydroxyphenyl]-2-hydroxyethyl} amino)hexyl]oxy}butyl)-benzenesulfonamide, 3-(4-{[6-({(2R/S)-2-[3-(formylamino)-4-hydroxyphenyl]-2-hydroxyethyl} amino)hexyl]oxy}butyl)-benzenesulfonamide, *N*-(*tert*-butyl)-3-(4-{[6-({(2R)-2-[3-(formylamino)-4-hydroxyphenyl]-2-hydroxyethyl} amino)hexyl]-oxy}butyl)benzenesulfonamide, *N*-(*tert*-butyl)-3-(4-{[6-({(2S)-2-[3-(formylamino)-4-hydroxyphenyl]-2-hydroxyethyl} amino)-hexyl]oxy}butyl)-benzenesulfonamide, *N*-(*tert*-

30 hydroxyethyl} amino)hexyl]oxy}butyl)-benzenesulfonamide, *N*-(*tert*-

butyl)-3-(4-{[6-({(2R/S)-2-[3-(formylamino)-4-hydroxyphenyl]-2-hydroxyethyl} amino)hexyl]-oxy}butyl)benzenesulfonamide and related compounds disclosed in WO 02/076933, published on October 3, 2002; 4-{(1R)-2-[(6-{2-[(2,6-dichlorobenzyl)oxy]ethoxy}hexyl)amino]-1-hydroxyethyl}-2-(hydroxymethyl)phenol and
 5 related compounds disclosed in WO 03/024439, published on March 27, 2003; and pharmaceutically acceptable salts thereof. When employed, the β_2 -adrenoreceptor agonist will be present in the pharmaceutical composition in a therapeutically effective amount. Typically, the β_2 -adrenoreceptor agonist will be present in an amount sufficient to provide from about 0.05 μ g to about 500 μ g per dose.

10 Representative steroidal anti-inflammatory agents that can be used in combination with the compounds of this invention include, but are not limited to, methyl prednisolone, prednisolone, dexamethasone, fluticasone propionate, 6,9-difluoro-17 -[(2-furanylcarbonyl)oxy]-11-hydroxy-16-methyl-3-oxoandrost-1,4-diene-17-carbothioic acid *S*-fluoromethyl ester, 6,9-difluoro-11-hydroxy-16 -methyl-3-oxo-17 -propionyloxy-
 15 androst-1,4-diene-17-carbothioic acid *S*-(2-oxo-tetrahydrofuran-3S-yl) ester, beclomethasone esters (e.g. the 17-propionate ester or the 17,21-dipropionate ester), budesonide, flunisolide, mometasone esters (e.g. the furoate ester), triamcinolone acetone, rofleponide, ciclesonide, butixocort propionate, RPR-106541, ST-126 and the like, or pharmaceutically-acceptable salts thereof. When employed, the steroidal anti-
 20 inflammatory agent will be present in the pharmaceutical composition in a therapeutically effective amount. Typically, the steroidal anti-inflammatory agent will be present in an amount sufficient to provide from about 0.05 μ g to about 500 μ g per dose.

Other suitable combinations include, for example, other anti-inflammatory agents, e.g., NSAIDs (such as sodium cromoglycate; nedocromil sodium; phosphodiesterase
 25 (PDE) inhibitors (e.g. theophylline, PDE4 inhibitors or mixed PDE3/PDE4 inhibitors); leukotriene antagonists (e.g. monteleukast); inhibitors of leukotriene synthesis; iNOS inhibitors; protease inhibitors, such as tryptase and elastase inhibitors; beta-2 integrin antagonists and adenosine receptor agonists or antagonists (e.g. adenosine 2a agonists); cytokine antagonists (e.g. chemokine antagonists such as, an interleukin antibody (IL
 30 antibody), specifically, an IL-4 therapy, an IL-13 therapy, or a combination thereof); or inhibitors of cytokine synthesis.

For example, representative phosphodiesterase-4 (PDE4) inhibitors or mixed PDE3/PDE4 inhibitors that can be used in combination with the compounds of this

invention include, but are not limited to *cis* 4-cyano-4-(3-cyclopentyloxy-4-methoxyphenyl)cyclohexan-1-carboxylic acid, 2-carbomethoxy-4-cyano-4-(3-cyclopropylmethoxy-4-difluoromethoxyphenyl)cyclohexan-1-one; *cis*-[4-cyano-4-(3-cyclopropylmethoxy-4-difluoromethoxyphenyl)cyclohexan-1-ol]; *cis*-4-cyano-4-[3-

5 (cyclopentyloxy)-4-methoxyphenyl]cyclohexane-1-carboxylic acid and the like, or pharmaceutically acceptable salts thereof. Other representative PDE4 or mixed PDE4/PDE3 inhibitors include AWD-12-281 (elbion); NCS-613 (INSERM); D-4418 (Chiroscience and Schering-Plough); CI-1018 or PD-168787 (Pfizer); benzodioxole compounds disclosed in WO99/16766 (Kyowa Hakko); K-34 (Kyowa Hakko); V-11294A

10 (Napp); roflumilast (Byk-Gulden); pthalazinone compounds disclosed in WO99/47505 (Byk-Gulden); Pumafentrine (Byk-Gulden, now Altana); arofylline (Almirall-Prodesfarma); VM554/UM565 (Vernalis); T-440 (Tanabe Seiyaku); and T2585 (Tanabe Seiyaku).

Representative muscarinic antagonists (i.e., anticholinergic agents) that can be used

15 in combination with, and in addition to, the compounds of this invention include, but are not limited to, atropine, atropine sulfate, atropine oxide, methylatropine nitrate, homatropine hydrobromide, hyoscyamine (*d, l*) hydrobromide, scopolamine hydrobromide, ipratropium bromide, oxitropium bromide, tiotropium bromide, methantheline, propantheline bromide, anisotropine methyl bromide, clidinium bromide, copyrrolate

20 (Robinul), isopropamide iodide, mepenzolate bromide, tridihexethyl chloride (Pathilone), hexocyclium methylsulfate, cyclopentolate hydrochloride, tropicamide, trihexyphenidyl hydrochloride, pirenzepine, telenzepine, AF-DX 116 and methoctramine and the like, or a pharmaceutically acceptable salt thereof; or, for those compounds listed as a salt, alternate pharmaceutically acceptable salt thereof.

25 Representative antihistamines (i.e., H₁-receptor antagonists) that can be used in combination with the compounds of this invention include, but are not limited to, ethanolamines, such as carbinoxamine maleate, clemastine fumarate, diphenylhydramine hydrochloride and dimenhydrinate; ethylenediamines, such as pyrilamine maleate, tripeleminamine hydrochloride and tripeleminamine citrate; alkylamines, such as

30 chlorpheniramine and acrivastine; piperazines, such as hydroxyzine hydrochloride, hydroxyzine pamoate, cyclizine hydrochloride, cyclizine lactate, meclizine hydrochloride and cetirizine hydrochloride; piperidines, such as astemizole, levocabastine hydrochloride, loratadine or its descarboethoxy analogue, terfenadine and fexofenadine hydrochloride;

azelastine hydrochloride; and the like, or a pharmaceutically acceptable salt thereof; or, for those compounds listed as a salt, alternate pharmaceutically acceptable salt thereof.

Suitable doses for the other therapeutic agents administered in combination with a compound of the invention are in the range of about 0.05 µg/day to about 100 mg/day.

- 5 The following formulations illustrate representative pharmaceutical compositions of the present invention:

Formulation Example A

A dry powder for administration by inhalation is prepared as follows:

10	Ingredients	Amount
	Compound of the invention	0.2 mg
	Lactose	25 mg

- 15 Representative Procedure: The compound of the invention is micronized and then blended with lactose. This blended mixture is then loaded into a gelatin inhalation cartridge. The contents of the cartridge are administered using a powder inhaler.

Formulation Example B

- 20 A dry powder formulation for use in a dry powder inhalation device is prepared as follows:

- 25 Representative Procedure: A pharmaceutical composition is prepared having a bulk formulation ratio of micronized compound of the invention to lactose of 1:200. The composition is packed into a dry powder inhalation device capable of delivering between about 10 µg and about 100 µg of the compound of the invention per dose.

Formulation Example C

A dry powder for administration by inhalation in a metered dose inhaler is prepared as follows:

- 30 Representative Procedure: A suspension containing 5 wt. % of a compound of the invention and 0.1 wt. % lecithin is prepared by dispersing 10 g of the compound of the invention as micronized particles with mean size less than 10 µm in a solution formed from 0.2 g of lecithin dissolved in 200 mL of demineralized water. The suspension is spray

dried and the resulting material is micronized to particles having a mean diameter less than 1.5 μm . The particles are loaded into cartridges with pressurized 1,1,1,2-tetrafluoroethane.

Formulation Example D

5 A pharmaceutical composition for use in a metered dose inhaler is prepared as follows:

Representative Procedure: A suspension containing 5 % compound of the invention, 0.5 % lecithin, and 0.5 % trehalose is prepared by dispersing 5 g of active ingredient as micronized particles with mean size less than 10 μm in a colloidal solution
10 formed from 0.5 g of trehalose and 0.5 g of lecithin dissolved in 100 mL of demineralized water. The suspension is spray dried and the resulting material is micronized to particles having a mean diameter less than 1.5 μm . The particles are loaded into canisters with pressurized 1,1,1,2-tetrafluoroethane.

Formulation Example E

15 A pharmaceutical composition for use in a nebulizer inhaler is prepared as follows:

Representative Procedure: An aqueous aerosol formulation for use in a nebulizer is prepared by dissolving 0.1 mg of the compound of the invention in 1 mL of a 0.9 % sodium chloride solution acidified with citric acid. The mixture is stirred and sonicated
20 until the active ingredient is dissolved. The pH of the solution is adjusted to a value in the range of from 3 to 8 by the slow addition of NaOH.

Formulation Example F

Hard gelatin capsules for oral administration are prepared as follows:

Ingredients	Amount
Compound of the invention	250 mg
Lactose (spray-dried)	200 mg
Magnesium stearate	10 mg

30 Representative Procedure: The ingredients are thoroughly blended and then loaded into a hard gelatin capsule (460 mg of composition per capsule).

Formulation Example G

A suspension for oral administration is prepared as follows:

	Ingredients	Amount
5	Compound of the invention	1.0 g
	Fumaric acid	0.5 g
	Sodium chloride	2.0 g
	Methyl paraben	0.15 g
	Propyl paraben	0.05 g
10	Granulated sugar	25.5 g
	Sorbitol (70% solution)	12.85 g
	Veegum k (Vanderbilt Co.)	1.0 g
	Flavoring	0.035 mL
	Colorings	0.5 mg
15	Distilled water	q.s. to 100 mL

Representative Procedure: The ingredients are mixed to form a suspension containing 100 mg of active ingredient per 10 mL of suspension.

20 Formulation Example H

An injectable formulation is prepared as follows:

	Ingredients	Amount
	Compound of the invention	0.2 g
25	Sodium acetate buffer solution (0.4 M)	2.0 mL
	HCl (0.5 N) or NaOH (0.5 N)	q.s. to pH 4
	Water (distilled, sterile)	q.s. to 20 mL

30 Representative Procedure: The above ingredients are blended and the pH is adjusted to 4 ± 0.5 using 0.5 N HCl or 0.5 N NaOH.

Utility

The compounds of this invention possess both β_2 adrenergic receptor agonist and muscarinic receptor antagonist activity and therefore, such compounds are useful for treating medical conditions mediated by β_2 adrenergic receptors or muscarinic receptors, i.e., medical conditions that are ameliorated by treatment with a β_2 adrenergic receptor agonist or a muscarinic receptor antagonist. Such medical conditions include, by way of example, pulmonary disorders or diseases associated with reversible airway obstruction, such as chronic obstructive pulmonary disease (e.g., chronic and wheezy bronchitis and emphysema), asthma, pulmonary fibrosis and the like. Other conditions which may be treated include premature labor, depression, congestive heart failure, skin diseases (e.g., inflammatory, allergic, psoriatic and proliferative skin diseases, conditions where lowering peptic acidity is desirable (e.g., peptic and gastric ulceration) and muscle wasting disease.

Accordingly, in one embodiment, this invention is directed to a method for treating a pulmonary disorder, the method comprising administering to a patient in need of treatment a therapeutically effective amount of a compound of formula I or a pharmaceutically acceptable salt or solvate or stereoisomer thereof. When used to treat a pulmonary disorder, the compounds of this invention will typically be administered by inhalation in multiple doses per day, in a single daily dose or a single weekly dose. Generally, the dose for treating a pulmonary disorder will range from about 10 $\mu\text{g/day}$ to about 200 $\mu\text{g/day}$.

When administered by inhalation, the compounds of this invention typically have the effect of providing bronchodilation. Accordingly, in another of its method aspects, this invention is directed to a method of providing bronchodilation in a patient, the method comprising administering to a patient requiring bronchodilation a therapeutically effective amount of a compound of formula I or a pharmaceutically acceptable salt or solvate or stereoisomer thereof. Generally, the dose for providing bronchodilation will range from about 10 $\mu\text{g/day}$ to about 200 $\mu\text{g/day}$.

In one embodiment, this invention is directed to a method of treating chronic obstructive pulmonary disease or asthma, the method comprising administering to a patient in need of treatment a therapeutically effective amount of a compound of formula I or a pharmaceutically acceptable salt or solvate or stereoisomer thereof. When used to treat a COPD or asthma, the compounds of this invention will typically be administered by

inhalation in multiple doses per day or in a single daily dose. Generally, the dose for treating COPD or asthma will range from about 10 µg/day to about 200 µg/day.

As used herein, COPD includes chronic obstructive bronchitis and emphysema (see, for example, Barnes, Chronic Obstructive Pulmonary Disease, *N Engl J Med* 2000; 343:269-78).

When used to treat a pulmonary disorder, the compounds of this invention are optionally administered in combination with other therapeutic agents. In particular, by combining the compounds of this invention with a steroidal anti-inflammatory agent (e.g. a corticosteroid), the pharmaceutical compositions of this invention can provide triple therapy, i.e., β_2 adrenergic receptor agonist, muscarinic receptor antagonist and anti-inflammatory activity, using only two active components. Since pharmaceutical compositions containing two active components are typically easier to formulate compared to compositions containing three active components, such two component compositions provide a significant advantage over compositions containing three active components. Accordingly, in a particular embodiment, the pharmaceutical compositions and methods of this invention further comprise a therapeutically effective amount of a steroidal anti-inflammatory agent.

Compounds of this invention exhibit both muscarinic receptor antagonist and β_2 adrenergic receptor agonist activity. Accordingly, among other properties, compounds of particular interest are those that demonstrate an inhibitory constant K_i value for binding at the M_3 muscarinic receptor and an EC_{50} value for β_2 adrenergic receptor agonist activity of less than about 100 nM; particularly less than 10 nM. Among these compounds, compounds of special interest include those having muscarinic activity, expressed in terms of the inhibitory constant K_i for binding at the M_3 muscarinic receptor, that is about equal to the compound's β_2 adrenergic agonist activity, expressed in terms of the half maximal effective concentration EC_{50} , as determined in the *in vitro* assays described herein, or in similar assays. For example, compounds of particular interest are those having a ratio of the inhibitory constant K_i for the M_3 muscarinic receptor to the EC_{50} for the β_2 adrenergic receptor ranging from about 30:1 to about 1:30; including about 20:1 to about 1:20; such as about 10:1 to about 1:10.

In one of its method aspects, the present invention also provides a method for treating a pulmonary disorder, the method comprising administering to a patient in need of treatment a therapeutically effective amount of a compound having both muscarinic

receptor antagonist and β_2 adrenergic receptor agonist activity. In a particular embodiment of this method, the compound administered has an inhibitory constant K_i for the M_3 muscarinic receptor that is less than about 100 nM and a half maximal effective concentration EC_{50} for agonism at the β_2 adrenergic receptor that is less than about 100 nM. In another embodiment, the method for treating a pulmonary disorder comprises administering a therapeutically effective amount of a compound for which the ratio of the inhibitory constant K_i for the M_3 muscarinic receptor to the EC_{50} for agonism of the β_2 adrenergic receptor is between about 30:1 and about 1:30.

Since compounds of this invention possess both β_2 adrenergic agonist activity and muscarinic receptor antagonist activity, such compounds are also useful as research tools for investigating or studying biological systems or samples having β_2 adrenergic receptors or muscarinic receptors, or for discovering new compounds having both β_2 adrenergic agonist activity and muscarinic receptor antagonist activity. Such biological systems or samples may comprise β_2 adrenergic receptors and/or muscarinic receptors. Any suitable biological system or sample having β_2 adrenergic and/or muscarinic receptors may be employed in such studies which may be conducted either *in vitro* or *in vivo*. Representative biological systems or samples suitable for such studies include, but are not limited to, cells, cellular extracts, plasma membranes, tissue samples, mammals (such as mice, rats, guinea pigs, rabbits, dogs, pigs, etc.), and the like.

In this embodiment, a biological system or sample comprising a β_2 adrenergic receptor or a muscarinic receptor is contacted with a β_2 adrenergic receptor-agonizing or muscarinic receptor-antagonizing amount of a compound of this invention. The effects are then determined using conventional procedures and equipment, such as radioligand binding assays and functional assays. Such functional assays include ligand-mediated changes in intracellular cyclic adenosine monophosphate (cAMP), ligand-mediated changes in activity of the enzyme adenylyl cyclase (which synthesizes cAMP), ligand-mediated changes in incorporation of guanosine 5'-O-(γ -thio)triphosphate ($[^{35}S]$ GTP S) into isolated membranes via receptor catalyzed exchange of $[^{35}S]$ GTP S for GDP, ligand-mediated changes in free intracellular calcium ions (measured, for example, with a fluorescence-linked imaging plate reader or FLIPR[®] from Molecular Devices, Inc.). A compound of this invention will agonize or cause activation of a β_2 adrenergic receptor and antagonize or decrease the activation of muscarinic receptors in any of the functional

assays listed above, or assays of a similar nature. The amount of compound used in these studies will typically range from about 0.1 nanomolar to about 100 nanomolar.

Additionally, the compounds of this invention can be used as research tools for discovering new compounds that have both a β_2 adrenergic receptor agonist and
5 muscarinic receptor antagonist activity. In this embodiment, a β_2 adrenergic receptor and muscarinic receptor binding data (for example, as determined by *in vitro* radioligand displacement assays) for a test compound or a group of test compounds is compared to the β_2 adrenergic receptor and muscarinic receptor binding data for a compound of this
10 invention to identify those test compounds that have about equal or superior β_2 adrenergic receptor and/or muscarinic receptor binding, if any. This aspect of the invention includes, as separate embodiments, both the generation of comparison data (using the appropriate assays) and the analysis of the test data to identify test compounds of interest.

In some cases, compounds of this invention may possess either weak muscarinic receptor antagonist activity or weak β_2 adrenergic receptor agonist activity. In these cases,
15 those of ordinary skill in the art will recognize that such compounds still have utility as primarily either a β_2 adrenergic receptor agonist or a muscarinic receptor antagonist, respectively.

The properties and utility of the compounds of this invention can be demonstrated using various *in vitro* and *in vivo* assays well-known to those skilled in the art. For
20 example, representative assays are described in further detail in the following Examples.

EXAMPLES

The following Preparations and Examples are provided to illustrate specific embodiments of this invention. These specific embodiments, however, are not intended to
25 limit the scope of this invention in any way unless specifically indicated.

The following abbreviations have the following meanings unless otherwise indicated and any other abbreviations used herein and not defined have their standard meaning:

	AC	adenylyl cyclase
	Ach	acetylcholine
	ATCC	American Type Culture Collection
	BSA	bovine serum albumin
5	cAMP	3'-5' cyclic adenosine monophosphate
	CHO	Chinese hamster ovary
	cM ₅	cloned chimpanzee M ₅ receptor
	DCM	dichloromethane (i.e., methylene chloride)
	DIPEA	<i>N,N</i> -diisopropylethylamine
10	dPBS	Dulbecco's phosphate buffered saline
	DMEM	Dulbecco's Modified Eagle's Medium
	DMSO	dimethyl sulfoxide
	EDTA	ethylenediaminetetraacetic acid
	E _{max}	maximal efficacy
15	EtOAc	ethyl acetate
	EtOH	ethanol
	FBS	fetal bovine serum
	FLIPR	fluorometric imaging plate reader
	Gly	glycine
20	HATU	<i>O</i> -(7-azabenzotriazol-1-yl)- <i>N,N,N',N'</i> -tetramethyluronium hexafluorophosphate
	HBSS	Hank's buffered salt solution
	HEK	human embryonic kidney cells
	HEPES	4-(2-hydroxyethyl)-1-piperazineethanesulfonic acid
25	hM ₁	cloned human M ₁ receptor
	hM ₂	cloned human M ₂ receptor
	hM ₃	cloned human M ₃ receptor
	hM ₄	cloned human M ₄ receptor
	hM ₅	cloned human M ₅ receptor
30	HPLC	high-performance liquid chromatography
	IBMX	3-isobutyl-1-methylxanthine
	%Eff	% efficacy
	PBS	phosphate buffered saline
	PyBOP	benzotriazol-1-yloxytripyrrolidinophosphonium hexafluorophosphate
35	rpm	rotations per minute
	TFA	trifluoroacetic acid
	THF	tetrahydrofuran
40	Tris	tris(hydroxymethyl)aminomethane

Unless noted otherwise, reagents, starting materials and solvents were purchased from commercial suppliers (such as Aldrich, Fluka, Sigma and the like) and were used without further purification.

45 In the examples described below, HPLC analysis was conducted using the following conditions where indicated:

HPLC Method A:

	Column:	YMC ODSA 5 μ C18 4.6 x 50 mm
	Detector Wavelength:	220 nm
	Column Temperature:	35°C
5	Flow Rate:	4.0 mL/min
	Solvent System:	A = 10% methanol, 90% water, 0.1% TFA B = 90% methanol, 10% water, 0.1% TFA
	Injection Volume:	5 μ L
	Run Time:	5 min
10	Gradient:	0-100% B in A

HPLC Method B:

	Column:	Inertsil OCD-2 C18
	Detector Wavelength:	254 nm
15	Column Temperature:	35°C
	Flow Rate:	1.0 mL/min
	Solvent System:	A = 5% methanol, 95% water, 0.1% TFA B = 95% methanol, 5% water, 0.1% TFA
	Injection Volume:	5 μ L
20	Run Time:	15 min
	Gradient:	0-100% B in A

Liquid chromatography mass spectrometry (LCMS) data were obtained with an Applied Biosystems (Foster City, CA) model API-150EX instrument.

- 25 Small-scale purification was conducted using an API 150EX Prep Workstation system from Applied Biosystems. The mobile phase was A: water + 0.05% v/v TFA; and B: acetonitrile + 0.05% v/v TFA. For arrays (typically about 3 to 50 mg recovered sample size) the following conditions were used: 20 mL/min flow rate; 15 min gradients and a 20 mm x 50 mm Prism RP column with 5 micron particles (Thermo Hypersil-Keystone,
- 30 Bellefonte, PA). For larger scale purifications (typically greater than 100 mg crude sample), the following conditions were used: 60 mL/min flow rate; 30 min gradients and a 41.4 mm x 250 mm Microsorb BDS column with 10 micron particles (Varian, Palo Alto, CA).

- The specific rotation for chiral compounds (indicated as $[\alpha]^{20}_D$) was measured
- 35 using a Jasco Polarimeter (Model P-1010) with a tungsten halogen light source and a 589 nm filter at 20°C. Samples of test compounds were typically measured at 1 mg/mL water.

Preparation 1**2,2-Diphenyl-2-(*S*)-pyrrolidin-3-ylacetamide****(a) Toluene-4-sulfonic Acid (*S*)-1-Benzylpyrrolidin-3-yl Ester**

To a stirred solution of (*S*)-1-benzyl-3-pyrrolidinol (44.3 g, 0.25 mol) and 1,4-
5 diazabicyclo[2.2.2]octane (33.7 g, 0.3 mol) in 250 mL of *tert*-butyl methyl ether under an
atmosphere of nitrogen at 0 °C, was added *p*-toluenesulfonyl chloride (52.4 g, 0.275 mol)
portionwise over 20 min. The reaction mixture was stirred at 0 °C for 1 h. The ice bath
was then removed and the mixture was stirred at ambient temperature overnight (20±5 h).
Ethyl acetate (100 mL) was then added, followed by saturated aqueous sodium bicarbonate
10 solution (250 mL). The resulting mixture was stirred at ambient temperature for 1 h. The
layers were separated and the organic layer was washed with saturated aqueous sodium
bicarbonate solution (250 mL); saturated aqueous ammonium chloride solution (250 mL);
saturated aqueous sodium chloride solution (250 mL); and then dried over sodium sulfate
(80 g). The sodium sulfate was filtered off and washed with ethyl acetate (20 mL) and the
15 solvent was removed *in vacuo* to give 78.2 g of the title intermediate (94% yield; 95%
purity by HPLC Method A).

(b) ((*S*)-1-Benzylpyrrolidin-3-yl)diphenylacetoneitrile

To a stirred solution of diphenylacetoneitrile (12.18 g, 61.8 mmol) in anhydrous
20 THF (120 mL) at 0 °C, potassium *tert*-butoxide (10.60 g, 94.6 mmol) was added over 5
min. The reaction mixture was stirred at 0 °C for 1 h. The product of step (a) above
(20.48 g, 61.3 mmol) was then added to the reaction mixture at 0 °C in one portion. The
cold bath was removed and the reaction mixture was stirred for 5–10 min, at which time
the reaction mixture had become a homogeneous solution. The reaction mixture was then
25 heated at 40 °C overnight (20±5 h). The reaction mixture was allowed to cool to ambient
temperature, and then water (150 mL) was added. Most of the THF was then removed *in vacuo*
and isopropyl acetate (200 mL) was added. The layers were separated and the
organic layer was washed with saturated aqueous ammonium chloride solution (150 mL)
and saturated aqueous sodium chloride solution (150 mL); and then dried over sodium
30 sulfate (50 g). The sodium sulfate was filtered off and washed with isopropyl acetate
(20 mL). The solvent was removed *in vacuo* to give 23.88 g of the title intermediate as an
oil (>99% yield, 75% purity by HPLC Method A, containing mainly an excess of
diphenylacetoneitrile starting material).

(c) Diphenyl-(S)-pyrrolidin-3-ylacetonitrile

The product of step (b) above was dissolved in isopropyl acetate (ca. 1 g/10 mL) and the solution was mixed with an equal volume of 1N aqueous hydrochloric acid. The
5 resulting layers were separated and the aqueous layer was extracted with an equal volume of isopropyl acetate. The organic layers were combined, dried over sodium sulfate and filtered. The solvent was removed *in vacuo* to afford ((S)-1-benzylpyrrolidin-3-yl)diphenylacetonitrile hydrochloride as a foamy solid. (Note: This hydrochloride salt can also be prepared during the work-up of Step (b)).

10 To a stirred solution of ((S)-1-benzylpyrrolidin-3-yl)diphenylacetonitrile hydrochloride (8.55 g, 21.98 mmol) in methanol (44 mL) was added palladium on carbon (1.71 g) and ammonium formate (6.93 g, 109.9 mmol). The reaction mixture was heated to 50 °C with stirring for 3 h. The reaction was cooled to ambient temperature and water (20 mL) was added. The resulting mixture was filtered through a pad of Celite, washing with
15 methanol (20 mL). The filtrate was collected and most of the methanol was removed *in vacuo*. The residue was mixed with isopropyl acetate (100 mL) and 10% aqueous sodium carbonate (50 mL). The resulting layers were separated and the aqueous layer was extracted with isopropyl acetate (50 mL). The organic layers were combined and dried over sodium sulfate (20 g). The sodium sulfate was filtered off and washed with isopropyl
20 acetate (20 mL). The solvent was removed *in vacuo* to afford 5.75 g of the title intermediate as an oil (99.7% yield, 71% purity by HPLC).

(d) 2,2-Diphenyl-2-(S)-pyrrolidin-3-ylacetamide

A 200 mL flask with a magnetic stir bar and a nitrogen inlet was charged with the
25 product from step (c) (2.51 g) and 80% sulfuric acid (19.2 mL; pre-prepared with 16 mL of 96% sulfuric acid and 3.2 mL of water). The reaction mixture was then heated at 90 °C for 24 h or until starting material was consumed as indicated by HPLC. The reaction mixture was allowed to cool to ambient temperature and then poured onto ice (ca. 50 mL by volume). A 50% aqueous sodium hydroxide solution was added slowly to the mixture
30 with stirring over an ice bath until the pH was about 12. Dichloromethane (200 mL) was added and mixed with the aqueous solution, at which time sodium sulfate precipitated out and was filtered off. The filtrate was collected and the layers were separated. The aqueous layer was extracted with dichloromethane (100 mL) and the organic layers were combined

and dried with over sodium sulfate (5 g). The sodium sulfate was filtered off and washed with dichloromethane (10 mL). The solvent was removed *in vacuo* to give the crude product as a light yellow foamy solid (ca. 2.2 g, 86% purity by HPLC).

The crude product was dissolved in ethanol (18 mL) with stirring. To this solution
5 was added a warm solution of L-tartaric acid (1.8 g) in ethanol (14 mL) and the resulting mixture was stirred overnight (15±5 h). The resulting precipitate was isolated by filtration to give an off-white solid (ca. 3.2 g, >95% purity by HPLC). Methanol (15 mL) was added to this solid and the resulting slurry was stirred at 70 °C overnight (15 h). The slurry was allowed to cool to ambient temperature and a solid (~ 2.6 g, >99% purity by HPLC) was
10 obtained after filtration. To this solid was added ethyl acetate (30 mL) and 1 N aqueous sodium hydroxide (25 mL). This mixture was stirred until two distinct layers formed and then the layers were separated and the aqueous layer was extracted with ethyl acetate (20 mL). The organic layers were combined and dried over sodium sulfate (10 g). The sodium sulfate was removed by filtration and the solvent was evaporated *in vacuo* to afford 1.55 g
15 of the title intermediate as a solid (58% yield; >99% purity by HPLC Method B).

Preparation 2

2-[(S)-1-(9-Hydroxynonyl)pyrrolidin-3-yl]-2,2-diphenylacetamide

9-Bromo-1-nonanol (3.50 g, 15.7 mmol) in acetonitrile (8 mL) was added to a
20 stirred solution of the product of Preparation 1 (4.0 g, 14.3 mmol) and triethylamine (5.98 mL, 42.9 mmol) in acetonitrile (135 mL) at 40 °C. The reaction mixture was heated at 50 °C for 24 h and then cooled to ambient temperature. The solvent was then removed under reduced pressure. The crude residue was dissolved in DCM (100 mL) and the organic phase was washed with saturated aqueous sodium bicarbonate (50 mL), dried over
25 magnesium sulfate, filtered and concentrated under reduced pressure. The crude product was purified by flash chromatography (5-10% MeOH in DCM containing 0.5% ammonium hydroxide) to give the title compound as a solid (3.77 g, 8.93 mmol, 62% yield).

30 Preparation 3

2-[(S)-1-(9-Oxononyl)pyrrolidin-3-yl]-2,2-diphenylacetamide

Dimethyl sulfoxide (6.34 mL, 89.3 mmol) and diisopropylethylamine (7.79 mL, 44.7 mmol) were added to a stirred solution of the product of Preparation 2 (3.77 g, 8.93

mmol) in dichloromethane (89.3 mL) at 0 °C. The reaction mixture was stirred at 0 °C for 15 min and then sulfur trioxide pyridine complex (7.11 g, 44.7 mmol) was added. This mixture was stirred for 1 h at 0 °C and then water (50 mL) was added. The organic layer was separated and washed with saturated aqueous copper (II) sulfate solution (3 x 30 mL),
5 brine (30 mL), dried over magnesium sulfate, filtered and concentrated under reduced pressure to provide the title compound as a solid (~100% yield).

Preparation 4

2-[(S)-1-(9-Benzylaminononyl)pyrrolidin-3-yl]-2,2-diphenylacetamide

10 The product of Preparation 3 (420 mg, 1 mmol) and benzyl amine (328 µL, 3 mmol) in methanol (5 mL) were stirred at ambient temperature for 12 h and then sodium cyanoborohydride (94 mg, 1.5 mmol) in methanol (5 mL) was added. This mixture was stirred for 24 h and then the solvent was removed under reduced pressure. The residue was dissolved in DCM (15 mL) and the organic phase was washed with saturated aqueous
15 sodium bicarbonate solution (8 mL), dried over magnesium sulfate, filtered and concentrated under reduced pressure. The residue was purified by preparative HPLC to give the title compound as the ditrifluoroacetic acid salt (340 mg, 46% yield).

Preparation 5

20 8-Benzyloxy-5-(2-bromoacetyl)-1H-quinolin-2-one

(a) 8-Acetoxy-1H-quinolin-2-one

8-Hydroxyquinoline-N-oxide (160.0 g, 1.0 mol), commercially-available from Aldrich, Milwaukee, WI, and acetic anhydride (800 mL, 8.4 mol) were heated at 100 °C for 3 h and then cooled in ice. The product was collected on a Buchner funnel, washed
25 with acetic anhydride (2 x 100mL) and dried under reduced pressure to give 8-acetoxy-1H-quinolin-2-one (144 g) as a solid.

(b) 5-Acetyl-8-hydroxy-1H-quinolin-2-one

A slurry of aluminum chloride (85.7 g, 640 mmol) in 1,2-dichloroethane (280 mL)
30 was cooled in ice, and the product from step (a) (56.8 g, 280 mmol) was added. The mixture was warmed to room temperature and then heated at 85 °C. After 30 min, acetyl chloride (1.5 mL, 21 mmol) was added and the mixture was heated an additional 60 min. The reaction mixture was then cooled and added to 1N hydrochloric acid (3 L) at 0 °C with

good stirring. After stirring for 2 h, the solids were collected on a Buchner funnel, washed with water (3 x 250 mL) and dried under reduced pressure. The crude product isolated from several batches (135 g) was combined and triturated with dichloromethane (4 L) for 6 h. The resulting solid was collected on a Buchner funnel and dried under reduced pressure to give the title compound (121 g).

(c) 5-Acetyl-8-benzyloxy-1H-quinolin-2-one

To the product from step (b) (37.7 g, 186 mmol) was added *N,N*-dimethylformamide (200 mL) and potassium carbonate (34.5 g, 250 mmol) followed by benzyl bromide (31.8 g, 186 mmol). The mixture was stirred at room temperature for 2.25 hour and then poured into saturated sodium chloride (3.5 L) at 0 °C and stirred for 1 hour. The product was collected and dried on a Buchner funnel for 1 hour, and the resulting solids were dissolved in dichloromethane (2 L) and this mixture was dried over sodium sulfate. The solution was filtered through a pad of Celite which was then washed with dichloromethane (5 x 200 mL). The combined filtrate was then concentrated to dryness and the resulting solids were triturated with ether (500 mL) for 2 h. The product was collected on a Buchner funnel, washed with ether (2 x 250 mL) and dried under reduced pressure to give the title compound (44 g) as a powder.

(d) 8-Benzyloxy-5-(2-bromoacetyl)-1H-quinolin-2-one

The product from step (c) (20.0 g, 68.2 mmol) was dissolved in dichloromethane (200 mL) and cooled to 0 °C. Boron trifluoride diethyl etherate (10.4 mL, 82.0 mmol) was added via syringe and the mixture was warmed to room temperature to give a thick suspension. The suspension was heated at 45 °C (oil bath) and a solution of bromine (11.5 g, 72.0 mmol) in dichloromethane (100 mL) was added over 40 min. The mixture was kept at 45 °C for an additional 15 min and then cooled to room temperature. The mixture was concentrated under reduced pressure and then triturated with 10% aqueous sodium carbonate (200 mL) for 1 hour. The solids were collected on a Buchner funnel, washed with water (4 x 100 mL) and dried under reduced pressure. The product of two runs was combined for purification. The crude product (52 g) was triturated with 50% methanol in chloroform (500 mL) for 1 hour. The product was collected on a Buchner funnel and washed with 50% methanol in chloroform (2 x 50 mL) and methanol (2 x 50 mL). The solid was dried under reduced pressure to give the title compound (34.1 g) as a powder.

Preparation 6

2-[(S)-1-(9-{Benzyl-[2-(8-benzyloxy-2-oxo-1,2-dihydroquinolin-5-yl)-2-oxoethyl]-amino}nonyl)pyrrolidin-3-yl]-2,2-diphenylacetamide

To the product of Preparation 4 (256 mg, 0.5 mmol) and potassium carbonate (207 mg, 1.5 mmol) in *N,N*-dimethylformamide (2.5 mL) was added the product of Preparation 5 (372 mg, 1.0 mmol). The reaction mixture was heated at 45 °C for 24 h and then filtering through a cotton plug. The solvent was removed under reduced pressure to yield the title compound, which was used without further purification.

Preparation 7

2-[(S)-1-(9-{Benzyl-[2-(8-benzyloxy-2-oxo-1,2-dihydroquinolin-5-yl)-2-hydroxyethyl]-amino}nonyl)pyrrolidin-3-yl]-2,2-diphenylacetamide

To a stirred solution of the product of Preparation 6 (401 mg, 0.5 mmol) in ethanol (2.5 mL), was added sodium borohydride (57 mg, 1.5 mmol) and *N,N*-dimethylformamide (2.5 mL). The reaction mixture was stirred for 6 h at room temperature and then the solvent was removed under reduced pressure. Ethyl acetate (10 mL) was added to the crude residue and the organic layer was washed with 10% potassium carbonate solution (5 mL), dried over magnesium sulfate, filtered and concentrated under reduced pressure. The residue was purified by flash chromatography (5% MeOH:DCM) to give the title compound (202 mg, 0.25 mmol, 50% over 2 steps).

Example 1

2-((S)-1-{9-[2-Hydroxy-2-(8-hydroxy-2-oxo-1,2-dihydroquinolin-5-yl)ethylamino]-nonyl}pyrrolidin-3-yl)-2,2-diphenylacetamide

Palladium (40 mg, 10 wt. % (dry basis) on activated carbon) was added to a stirred solution of the product of Preparation 7 (202 mg, 0.25 mmol) in acetic acid (2.5 mL) and the resulting mixture was placed under a hydrogen atmosphere and stirred overnight. The reaction mixture was then filtered and the solvent was removed under reduced pressure. The residue was purified by preparative HPLC to afford the title compound as the ditrifluoroacetate salt (20 mg). HPLC (10-70) $R_t = 2.84$.

Preparation 8***N,N*-(Di-*tert*-butoxycarbonyl)-9-bromononylamine**

A solution of di-*tert*-butoxycarbonylamine (3.15 g, 14.5 mmol) in *N,N*-dimethylformamide (0.28 mL) was cooled to 0 °C for about 10 min. Sodium hydride, 60% in mineral oil (0.58 g, 14.5 mmol) was added and the reaction mixture was stirred at 0 °C for 10 min. The reaction mixture was removed from the ice bath and allowed to warm to room temperature for about 30 min. The reaction mixture was then cooled back down to 0 °C and a solution of 1,9-dibromononane (2.46 mL, 12.1 mmol) in dimethylformamide (100 mL) was added. The reaction mixture was stirred overnight at room temperature. After 24 h, MS analysis showed that the reaction was completed. The reaction mixture was concentrated to dryness and diluted with ethyl acetate (100 mL). The organic layer was washed with saturated sodium bicarbonate (2 x 100 mL), brine (100 mL), dried (magnesium sulfate) and concentrated under reduced pressure to yield the crude product, which was purified by chromatography on silica gel using 5% ethyl acetate in hexanes to afford the title compound. MS *m/z*: [M + H⁺] calcd for C₁₉H₃₆N₁O₄Br 423.18; found 423.

Preparation 9**2-[(*S*)-1-(9-Di-*tert*-butoxycarbonylaminononyl)pyrrolidin-3-yl]-2,2-diphenylacetamide**

A mixture of 1:1 acetonitrile and *N,N*-dimethylformamide (50 mL) is added to the products of Preparation 1 (10.1 mmol) and Preparation 8 (5.1 g, 12.2 mmol) and triethylamine (1.42 mL, 10.1 mmol). The reaction mixture is stirred at ambient temperature for 24 h. The reaction mixture is then concentrated and diluted with ethyl acetate (50 mL). The organic layer is washed with saturated sodium bicarbonate (2 x 50 mL) and brine (50 mL). The organic phase is then dried over magnesium sulfate and concentrated. The residue is purified by chromatography to provide the title compound.

Preparation 10**2-[(*S*)-1-(9-Aminononyl)pyrrolidin-3-yl]-2,2-diphenylacetamide**

Trifluoroacetic acid (11 mL) is added to a solution of the product of Preparation 9 (11.3 mmol) in dichloromethane (56 mL). After 2 h, the reaction mixture is concentrated to dryness and diluted with ethyl acetate (75 mL). Sodium hydroxide (1N) is then added until the pH of the mixture reaches 14. The organic phase is then collected and washed with

saturated sodium bicarbonate (2 x 50 mL) and brine (50 mL). The organic phase is then dried over magnesium sulfate and concentrated to provide the title compound.

Preparation 11

5 **8-Benzyloxy-5-[(R)-2-bromo-1-(*tert*-butyldimethylsilanyloxy)ethyl]-1H-quinolin-2-one**

(a) 8-Benzyloxy-5-((R)-2-bromo-1-hydroxyethyl)-1H-quinolin-2-one

(R)-(+)- α,α -Diphenylprolinol (30.0 g, 117 mmol) and trimethylboroxine (11.1 mL, 78 mmol) were combined in toluene (300 mL) and stirred at room temperature for 30 min. The mixture was placed in a 150 °C oil bath and liquid was distilled off. Toluene was
10 added in 20 mL aliquots and distillation was continued for 4 h. A total of 300 mL toluene was added. The mixture was then cooled to room temperature. A 500 μ L aliquot was evaporated to dryness and weighed (246 mg) to determine that the concentration of catalyst was 1.8 M.

8-Benzyloxy 5-(2-bromoacetyl)-1H-quinolin-2-one (90.0 g, 243 mmol) was placed
15 under nitrogen and tetrahydrofuran (900 mL) was added followed by the catalyst described above (1.8 M in toluene, 15 mL, 27 mmol). The suspension was cooled to -10 ± 5 °C in an ice/isopropanol bath. Borane (1.0 M in THF, 294 mL, 294 mmol) was added over 4 h. The reaction was then stirred an additional 45 min at -10 °C and then methanol (250 mL) was added slowly. The mixture was concentrated under vacuum and the residue was
20 dissolved in boiling acetonitrile (1.3 L), filtered while hot and then cooled to room temperature. The crystals were filtered, washed with acetonitrile and dried under vacuum to give the title compound (72.5 g, 196 mmol, 81% yield, 95% ee, 95% pure by HPLC).

(b) 8-Benzyloxy-5-[(R)-2-bromo-1-(*tert*-butyldimethylsilanyloxy)ethyl]-1H-quinolin-2-one

25

To the product of step (b) (70.2 g, 189 mmol) was added *N,N*-dimethylformamide (260 mL) and this mixture was cooled in an ice bath under nitrogen. 2,6-Lutidine (40.3 g, 376 mmol) was added over 5 min and then *tert*-butyldimethylsilyl trifluoromethanesulfonate (99.8 g, 378 mmol) was added slowly while maintaining the
30 temperature below 20°C. The mixture was allowed to warm to room temperature for 45 min. Methanol (45 mL) was added to the mixture dropwise over 10 min and the mixture was partitioned between ethyl acetate/cyclohexane(1:1, 500 mL) and water/brine (1:1, 500mL). The organics were washed twice more with water/brine (1:1, 500 mL each). The

combined organics were evaporated under reduced pressure to give a light yellow oil. Two separate portions of cyclohexane (400 mL) were added to the oil and distillation continued until a thick white slurry was formed. Cyclohexane (300 mL) was added to the slurry and the resulting white crystals were filtered, washed with cyclohexane (300 mL) and dried
5 under reduced pressure to give the title compound (75.4 g, 151 mmol, 80% yield, 98.6 % ee).

Preparation 12

2-((*S*)-1-{9-[(*R*)-2-(8-Benzyloxy-2-oxo-1,2-dihydroquinolin-5-yl)-2-(*tert*-butyl-
10 dimethylsilanyloxy)ethylamino]nonyl}pyrrolidin-3-yl)-2,2-diphenylacetamide

The product of Preparation 11 (3.9 g, 8.17 mmol) is added to a solution of the product of Preparation 10 (11.4 mmol) in THF (20 mL), followed by sodium bicarbonate (2.0 g, 24.5 mmol) and sodium iodide (1.8 g, 12.2 mmol). The reaction mixture is heated to 80 °C for 72 h. The reaction mixture is then cooled, diluted with dichloromethane (20
15 mL) and the organic phase is washed with saturated sodium bicarbonate (2 x 50 mL) and brine (50 mL). The organic phase is then dried (magnesium sulfate) and concentrated to give a crude product. The crude product is purified by chromatography on silica gel to provide the title compound.

20 Preparation 13

2-((*S*)-1-{9-[(*R*)-2-(8-Benzyloxy-2-oxo-1,2-dihydroquinolin-5-yl)-2-hydroxy-ethylamino]nonyl}pyrrolidin-3-yl)-2,2-diphenylacetamide

Triethylamine hydrogen fluoride (376 µL, 2.3 mmol) is added to a solution of the product of Preparation 12 (1.5 mmol) in THF (8 mL) and the reaction mixture is stirred at
25 ambient temperature. After 5 h, the reaction mixture is quenched with 1N NaOH until the pH is 14 and then diluted with ethyl acetate (20 mL) and washed with 1N NaOH (20 mL) and brine (20 mL). The organic phase is then separated, dried over magnesium sulfate, and concentrated to yield the title compound.

Example 2**2-((*S*)-1-{9-[(*R*)-2-Hydroxy-2-(8-hydroxy-2-oxo-1,2-dihydroquinolin-5-yl)-ethylamino]nonyl}pyrrolidin-3-yl)-2,2-diphenylacetamide**

A solution of the product of Preparation 13 (1.5 mmol) is flushed with nitrogen and
5 palladium on carbon (10%, 110 mg) is added. The reaction mixture is stirred under
hydrogen at balloon pressure. After 9 h, the reaction mixture is filtered and concentrated.
The residue is purified by HPLC to afford the title compound as the ditrifluoroacetate salt.

Preparation 14**10 3-[(*S*)-3-(Carbamoyldiphenylmethyl)pyrrolidin-1-yl]propionic acid Methyl Ester**

Methyl 3-bromopropionate (553 μ L, 5.07 mmol) is added to a stirred solution of
the product of Preparation 1 (3.38 mmol) and DIPEA (1.76 mL, 10.1 mmol) in acetonitrile
(34 mL) at 50 °C and the reaction mixture is heated at 50 °C overnight. The solvent is then
removed under reduced pressure and the residue is dissolved in dichloromethane (30 mL).
15 The resulting solution is washed with saturated aqueous sodium bicarbonate solution (10
mL), dried (magnesium sulfate) and the solvent is removed under reduced pressure. The
crude residue is purified by column chromatography to give the title compound.

Preparation 15**20 3-[(*S*)-3-(Carbamoyldiphenylmethyl)pyrrolidin-1-yl]propionic Acid**

A stirred solution of the product of Preparation 14 (2.37 mmol) and lithium
hydroxide (171 mg, 7.11 mmol) in 50% THF/H₂O (24 mL) is heated at 30 °C overnight,
and then acidified with concentrated hydrochloric acid and lyophilized to give the title
compound.

25

Preparation 16**{5-[(*R*)-2-(8-Benzyloxy-2-oxo-1,2-dihydroquinolin-5-yl)-2-(*tert*-butyldimethyl-silanyloxy)ethylamino]pentyl}carbamic Acid *tert*-Butyl Ester**

The product of Preparation 11 (600 mg, 1.23 mmol) and *N-tert*-butoxycarbonyl-
30 1,5-diaminopentane (622 mg, 3.07 mmol) were dissolved in dimethyl sulfoxide (1.23 mL)
and heated to 105 °C for 6 h. The reaction mixture was then cooled and diluted with ethyl
acetate (10 mL) and washed with saturated aqueous sodium bicarbonate solution (4 mL).
The organic phase was dried (magnesium sulfate) and the solvent was removed under

reduced pressure. The crude residue was purified by column chromatography (5-10% methanol/dichloromethane) to give the title compound (~100% yield).

Preparation 17

5 **5-[(*R*)-2-(5-Aminopentylamino)-1-(*tert*-butyldimethylsilanyloxy)ethyl]-8-benzyloxy-1H-quinolin-2-one**

A solution of the product of Preparation 16 (800 mg, 1.31 mmol) in trifluoroacetic acid/dichloromethane (25%, 12 mL) was stirred at ambient temperature for 1 hour. The solvent was then removed under reduced pressure and the crude residue was dissolved in
10 dichloromethane (15 mL) and washed with 1N sodium hydroxide (8 mL). The organic phase was separated, dried (magnesium sulfate) and the solvent was removed under reduced pressure to give the title compound (509 mg, 81% yield over 2 steps).

Preparation 18

15 ***N*-{5-[(*R*)-2-(8-Benzyloxy-2-oxo-1,2-dihydroquinolin-5-yl)-2-(*tert*-butyldimethylsilanyloxy)ethylamino]pentyl}-3-[(*S*)-3-(carbamoyldiphenylmethyl)pyrrolidin-1-yl]-propionamide**

To the product of Preparation 15 (1.13 mmol) and HATU (430 mg, 1.13 mmol) is added the product of Preparation 17 (458 mg, 0.90 mmol) in DMF (1.8 mL), followed by
20 DIPEA (204 μ L, 1.17 mmol). The reaction mixture is stirred at 50 °C for 12 h, and then the solvent is removed under reduced pressure. The crude residue is dissolved in dichloromethane (10 mL). The resulting solution is washed with saturated aqueous sodium bicarbonate solution (4 mL), dried (magnesium sulfate) and the solvent is removed under reduced pressure. The crude residue is purified by column chromatography to give the title
25 compound.

Preparation 19

***N*-{5-[(*R*)-2-(8-Benzyloxy-2-oxo-1,2-dihydroquinolin-5-yl)-2-hydroxyethylamino]pentyl}-3-[(*S*)-3-(carbamoyldiphenylmethyl)pyrrolidin-1-yl]propionamide**

30 To a stirred solution of the product of Preparation 18 (0.28 mmol) in dichloromethane (2.8 mL) is added triethylamine trihydrofluoride (91 μ L, 0.56 mmol). The reaction mixture is stirred for 10 h, and then diluted with dichloromethane (10 mL). The resulting solution is then washed with saturated aqueous sodium bicarbonate solution (5

mL), and then the organic phase is dried (magnesium sulfate) and the solvent is removed under reduced pressure to give the title compound.

Example 3

5 **3-[(S)-3-(Carbamoyldiphenylmethyl)pyrrolidin-1-yl]-N-{5-[(R)-2-hydroxy-2-(8-hydroxy-2-oxo-1,2-dihydroquinolin-5-yl)ethylamino]pentyl}propionamide**

To a stirred solution of the product of Preparation 19 (0.28 mmol) in ethanol (2.8 mL) is added palladium (10 wt. % (dry basis) on activated carbon) (81 mg) and the reaction mixture is placed under an atmosphere of hydrogen and stirred overnight. The reaction mixture is then filtered and solvent is removed under reduced pressure. The crude residue is purified by preparative HPLC to give the title compound as the ditrifluoroacetate salt.

Preparation 20

15 **2-(N-Benzylloxycarbonyl-N-methylamino)ethanal**

(a) **2-(N-Benzylloxycarbonyl-N-methylamino)ethanol**

Benzyl chloroformate (19 g, 111.1 mmol) in THF (20 mL) was added dropwise over 15 min to a stirred solution of 2-(methylamino)ethanol (10 g, 133.3 mmol) in THF (100 mL) and aqueous sodium carbonate (100 mL) at 0°C. The reaction mixture was stirred at 0 °C for 12 h and then extracted with EtOAc (2 x 200 mL). The organic layer was washed with aqueous sodium carbonate (200 mL) and dried (potassium carbonate) and solvent was removed under reduced pressure to give the title compound (22.5 g, 97% yield).

25 (b) **2-(N-Benzylloxycarbonyl-N-methylamino)ethanal**

DMSO (71 mL, 1 mol) and DIPEA (87.1 mL, 0.5 mol) were added to a stirred solution of the product of step (a) (20.9 g, 0.1 mol) in dichloromethane (200 mL) at -10°C. The reaction mixture was stirred at -10 °C for 15 min and then sulfur trioxide pyridine complex (79.6 g, 0.5 mol) was added and the resulting mixture was stirred for 1 hour. The reaction mixture was quenched with addition of 1M hydrochloric acid (200 mL). The organic layer was separated and washed with saturated aqueous sodium bicarbonate (100 mL), brine (100 mL), dried (potassium carbonate) and solvent removed under reduced pressure to give the title compound (20.7 g, ~100% yield).

Preparation 21**2-[(S)-1-(2-Methylaminoethyl)pyrrolidin-3-yl]-2,2-diphenylacetamide**

To a stirred solution of the product of Preparation 20 (20.7 g, 100 mmol) and the
5 product of Preparation 1 (84.7 mmol) in MeOH (200 mL) is added sodium
triacetoxyborohydride (21.2 g, 100 mmol). The reaction mixture is stirred for 12 h at
ambient temperature and then it is quenched with 2M hydrochloric acid and the solvent is
removed under reduced pressure. The residue is dissolved in ethyl acetate (200 mL) and
washed with saturated aqueous sodium bicarbonate solution (100 mL) and brine (50 mL),
10 and then dried (magnesium sulfate) and the solvent is removed under reduced pressure.
The crude residue is purified by column chromatography (50-90% EtOAc/hexanes) to give
2-[(S)-1-(2-benzyloxycarbonylmethylaminoethyl)pyrrolidin-3-yl]-2,2-diphenylacetamide.
This material is dissolved in methanol (100 mL) and palladium (10 wt. % (dry basis) on
activated carbon) (5 g) is added. The reaction mixture is stirred under hydrogen (30 psi)
15 for 12 h and then filtered through Celite, which is washed with methanol, and solvent is
evaporated to give the title compound.

Preparation 22**6-Bromohexanoic Acid {2-[(S)-3-(Carbamoyldiphenylmethyl)pyrrolidin-1-yl]ethyl}-
20 methylamide**

6-Bromohexanoyl chloride (3.23 mL, 21.1 mmol) is added to a stirred solution of
the product of Preparation 21 (17.6 mmol) and DIPEA (6.13 mL, 35.2 mmol) in
dichloroethane (170 mL). The reaction mixture is stirred for 1 hour and it is then diluted
with EtOAc (250 mL) and washed with saturated aqueous sodium bicarbonate solution (2
25 x 200 mL) and brine (200 mL), and then dried (magnesium sulfate). The solvent is
removed under reduced pressure to give the title compound.

Preparation 23**8-Benzyloxy-5-[(R)-2-(N-benzylamino)-1-(tert-butyldimethylsilyloxy)ethyl]-1H-
30 quinolin-2-one**

A stirred solution of the product of Preparation 11 (1.00 g, 2.05 mmol) and
benzylamine (493 μ L, 4.51 mmol) in DMSO (1.7 mL) was heated at 105 °C for 4 h. The
reaction mixture was allowed to cool and was then diluted with EtOAc (10 mL) and the

organic layer was washed with saturated aqueous ammonium chloride solution (5 mL) and 1N sodium hydroxide (5 mL), dried (MgSO₄) and solvent removed under reduced pressure. The crude residue was purified by column chromatography (50% EtOAc/hexanes) to give the title compound (700 mg, 67%). MS *m/z*: [M + H⁺] calcd for C₃₁H₃₈N₂O₃Si 515.27; found 515.5.

Preparation 24

6-{Benzyl-[(*R*)-2-(8-benzyloxy-2-oxo-1,2-dihydroquinolin-5-yl)-2-(*tert*-butyldimethylsilyloxy)ethyl]amino}hexanoic Acid {2-[(*S*)-3-(Carbamoyldiphenylmethyl)pyrrolidin-1-yl]ethyl}methanamide

To a stirred solution of the product of Preparation 23 (1.57 mmol) and DIPEA (819 µL, 4.7 mmol) in acetonitrile (3.14 mL) is added the product of Preparation 22 (995 mg, 1.88 mmol). The reaction mixture is heated to 80 °C for 24 h. The solvent is removed under reduced pressure and the residue is dissolved in EtOAc (10 mL) and then washed with saturated aqueous sodium bicarbonate solution (5 mL), dried (magnesium sulfate), and the solvent removed under reduced pressure. The crude material is purified by column chromatography to obtain the title compound.

Preparation 25

6-{Benzyl-[(*R*)-2-(8-benzyloxy-2-oxo-1,2-dihydroquinolin-5-yl)-2-hydroxyethyl]amino}hexanoic Acid {2-[(*S*)-3-(Carbamoyldiphenylmethyl)pyrrolidin-1-yl]ethyl}methanamide

To a stirred solution of the product of Preparation 25 (0.47 mmol) in dichloromethane (4.7 mL) is added triethylamine trihydrofluoride (116 µL, 0.71 mmol). The reaction mixture is stirred for 10 h. and then it is diluted with dichloromethane (10 mL) and washed with saturated aqueous sodium bicarbonate solution (5 mL). The organic phase is then dried (MgSO₄) and the solvent is removed under reduced pressure to give the title compound.

Example 4**6-[(*R*)-2-Hydroxy-2-(8-hydroxy-2-oxo-1,2-dihydroquinolin-5-yl)ethylamino]hexanoic Acid {2-[(*S*)-3-(Carbamoyldiphenylmethyl)pyrrolidin-1-yl]ethyl}methanamide**

To a stirred solution of the product of Preparation 25 (0.47 mmol) in ethanol (4.7 mL) is added palladium (10 wt. % (dry basis) on activated carbon) (160 mg) and the reaction mixture is placed under an atmosphere of hydrogen and stirred overnight. The reaction mixture is then filtered and solvent is removed under reduced pressure. The crude residue is purified by preparative HPLC to give the title compound as the ditrifluoroacetate salt.

Preparation 26***N*-(4-Aminomethylphenyl)-3-[(*S*)-3-(carbamoyldiphenylmethyl)pyrrolidin-1-yl]-propionamide**

To a stirred solution of 4-(*N*-*tert*-butoxycarbonylaminomethyl)aniline (756 mg, 3.4 mmol), the product of Preparation 15 (4.08 mmol) and HATU (1.55 g, 4.08 mmol) in DMF (6.8 mL) is added DIPEA (770 μ L, 4.42 mmol). The reaction mixture is stirred at 50 °C overnight and then the solvent is removed under reduced pressure. The resulting residue is dissolved in dichloromethane (20 mL) and washed with saturated aqueous sodium bicarbonate solution (10 mL). The organic phase is then dried (magnesium sulfate) and the solvent is removed under reduced pressure. The crude product is purified by flash chromatography. The product is dissolved in TFA/DCM (25%, 30 mL) and stirred at room temperature for 2 h. The solvent is then removed under reduced pressure and the crude residue is dissolved in dichloromethane (30 mL) and washed with 1N sodium hydroxide (15 mL). The organic phase is separated, dried (magnesium sulfate) and the solvent is removed under reduced pressure to give the title compound.

Preparation 27***N*-(4-{[(*R*)-2-(8-Benzoyloxy-2-oxo-1,2-dihydroquinolin-5-yl)-2-(*tert*-butyldimethylsilyloxy)ethylamino]methyl}phenyl)-3-[(*S*)-3-(carbamoyldiphenylmethyl)pyrrolidin-1-yl]propionamide**

A solution of the product of Preparation 26 (1.04 mmol), the product of Preparation 11 (610 mg, 1.25 mmol), sodium bicarbonate (262 mg, 3.12 mmol) and sodium iodide (203 mg, 1.35 mmol) in THF (0.52 mL) are heated at 80 °C for 12 h. The reaction mixture

is diluted with dichloromethane (10 mL) and washed with saturated aqueous sodium bicarbonate solution (5 mL). The organic phase is dried (MgSO₄) and the solvent is removed under reduced pressure. The crude residue is purified by flash chromatography to give the title compound.

5

Preparation 28

***N*-(4-{[(*R*)-2-(8-Benzyloxy-2-oxo-1,2-dihydroquinolin-5-yl)-2-hydroxyethylamino]-methyl}phenyl)-3-[(*S*)-3-(carbamoyldiphenylmethyl)pyrrolidin-1-yl]propionamide**

To a stirred solution of the product of Preparation 27 (0.8 mmol) in dichloromethane (8 mL) is added triethylamine trihydrofluoride (261 µL, 1.6 mmol). The reaction mixture is stirred for 10 h and then is diluted with dichloromethane (20 mL) and washed with saturated aqueous sodium bicarbonate solution (10 mL). The organic phase is then dried (magnesium sulfate) and the solvent is removed under reduced pressure to yield the title compound.

15

Example 5

3-[(*S*)-3-(Carbamoyldiphenylmethyl)pyrrolidin-1-yl]-*N*-(4-{[(*R*)-2-hydroxy-2-(8-hydroxy-2-oxo-1,2-dihydroquinolin-5-yl)ethylamino]methyl}phenyl)propionamide

To a stirred solution of the product of Preparation 28 (0.65 mmol) in ethanol (6.5 mL) is added palladium (10 wt. % (dry basis) on activated carbon) (200 mg) and the reaction mixture is placed under a hydrogen atmosphere and stirred overnight. The reaction mixture is then filtered and the solvent is removed under reduced pressure. The crude residue is purified by preparative HPLC to give the title compound as the ditrifluoroacetate salt.

25

Preparation 29

2-[(*S*)-1-(2-*tert*-Butoxycarbonylminoethyl)pyrrolidin-3-yl]-2,2-diphenylacetamide

To a stirred solution of the product of Preparation 1 (6.76 mmol) and DIPEA (3.54 mL, 20.3 mmol) in acetonitrile (67.6 mL) at 50 °C is added 2-*tert*-butoxycarbonylaminoethyl bromide (1.82 g, 8.11 mmol) and the reaction mixture is heated at 50 °C overnight. The solvent is then removed under reduced pressure and the residue is dissolved in dichloromethane (60 mL) and washed with saturated aqueous sodium bicarbonate solution (30 mL). The organic phase is dried (magnesium sulfate) and the

solvent is removed under reduced pressure. The crude residue is purified by column chromatography to yield the title compound.

Preparation 30

5 2-[(*S*)-1-(2-Aminoethyl)pyrrolidin-3-yl]-2,2-diphenylacetamide

The product of Preparation 29 is dissolved in TFA/DCM (25%, 52 mL) and stirred at room temperature for 2 h. The solvent is then removed under reduced pressure and the crude residue is dissolved in dichloromethane (30 mL) and washed with 1N sodium hydroxide (15 mL). The organic phase is separated, dried (magnesium sulfate) and the
10 solvent is removed under reduced pressure to give the title compound.

Preparation 31

4-Aminomethyl-*N*-{2-[(*S*)-3-(carbamoyldiphenylmethyl)pyrrolidin-1-yl]ethyl}-benzamide

15 To a stirred solution of the product of Preparation 30 (1 mmol), 4-(*tert*-butoxycarbonylaminoethyl)benzoic acid (301 mg, 1.2 mmol) and HATU (456 mg, 1.2 mmol) in DMF (2 mL) is added DIPEA (226 μ L, 1.3 mmol). The reaction mixture is stirred at room temperature overnight and then the solvent is removed under reduced pressure. The resulting residue is dissolved in dichloromethane (20 mL) and washed with
20 saturated aqueous sodium bicarbonate solution (10 mL). The organic phase is dried (magnesium sulfate) and the solvent is removed under reduced pressure. The crude product is dissolved in TFA/DCM (25%, 10 mL) and this mixture is stirred at room temperature for 2 h. The solvent is removed under reduced pressure and the crude residue is dissolved in dichloromethane (15 mL) and washed with 1N sodium hydroxide (5 mL).
25 The organic phase is separated, dried (magnesium sulfate) and the solvent is removed under reduced pressure to afford the title compound.

Preparation 32

30 4-[(*R*)-2-(8-Benzyloxy-2-oxo-1,2-dihydroquinolin-5-yl)-2-(*tert*-butyldimethylsilyloxy)ethylamino]methyl}-*N*-{2-[(*S*)-3-(carbamoyldiphenylmethyl)pyrrolidin-1-yl]ethyl}benzamide

A solution of the product of Preparation 32 (1.1 mmol), the product of Preparation 11 (634 mg, 1.3 mmol), sodium bicarbonate (277 mg, 3.3 mmol) and sodium iodide (215

mg, 1.43 mmol) in THF (0.55 mL) is heated at 80 °C for 12 h. The reaction mixture is then diluted with dichloromethane (10 mL) and washed with saturated aqueous sodium bicarbonate solution (5 mL). The organic phase is then dried (magnesium sulfate) and the solvent is removed under reduced pressure. The crude residue is purified by flash chromatography to give the title compound.

Preparation 33

4-{[(R)-2-(8-Benzyloxy-2-oxo-1,2-dihydroquinolin-5-yl)-2-hydroxyethylamino]-methyl}-N-{2-[(S)-3-(carbamoyldiphenylmethyl)pyrrolidin-1-yl]ethyl}benzamide

To a stirred solution of the product of Preparation 32 (0.36 mmol) in dichloromethane (3.6 mL) is added triethylamine trihydrofluoride (117 µL, 0.72 mmol). The reaction mixture is stirred for 10 h and is then diluted with dichloromethane (10 mL) and washed with saturated aqueous sodium bicarbonate solution (5 mL). The organic phase is dried (MgSO₄) and the solvent is removed under reduced pressure to give the title compound.

Example 6

N-{2-[(S)-3-(Carbamoyldiphenylmethyl)pyrrolidin-1-yl]ethyl}-4-{[(R)-2-hydroxy-2-(8-hydroxy-2-oxo-1,2-dihydroquinolin-5-yl)ethylamino]methyl}benzamide

To a stirred solution of the product of Preparation 33 (0.36 mmol) in ethanol (3.6 mL) is added palladium (10 wt. % (dry basis) on activated carbon) (275 mg) and the reaction mixture is placed under a hydrogen atmosphere and stirred overnight. The reaction mixture is then filtered and the solvent is removed under reduced pressure. The crude residue is purified by preparative HPLC to yield the title compound as the ditrifluoroacetate salt.

Preparation 34

5-[(R)-2-(5-Aminopentylamino)-1-(tert-butyldimethylsilanyloxy)ethyl]-8-benzyloxy-1H-quinolin-2-one

N-tert-butoxycarbonyl-1,5-diaminopentane (1.04 g, 5.12 mmol) was added to a solution of the product of Preparation 11 (1.00 g, 2.05 mmol) in dimethyl sulfoxide (2 mL). The solution was stirred at 75 °C for 12 hours, at which time LCMS analysis showed that the reaction was complete. The reaction mixture was then concentrated under

vacuum to dryness. To the residue was added dichloromethane (2 mL) and trifluoroacetic acid (1 mL) was then added. The solution was stirred at room temperature for about 3 hours, at which time MS analysis showed that the reaction was complete. The solution was concentrated to half its volume and 1N sodium hydroxide was added until the pH was adjusted to 14. The organic layer was collected, washed with brine, dried over magnesium sulfate and then concentrated to yield 782 mg of the title compound as an oil. MS *m/z*: [M + H⁺] calcd for C₂₉H₄₃N₃O₃Si 510.8; found 510.

Preparation 35

2-**{(S)-1-[2-(3-{5-[(R)-2-(8-Benzyloxy-2-oxo-1,2-dihydroquinolin-5-yl)-2-(*tert*-butyldimethylsilanyloxy)ethylamino]pentyl}ureido)ethyl]pyrrolidin-3-yl}-2,2-diphenylacetamide**

Carbonyl diimidazole (127 mg, 0.78 mmol) is added to a solution of the product of Preparation 30 (78 mmol) in dimethyl formamide (4 mL) and the resulting mixture is stirred at room temperature for 3 hours. After 3 hours, the product of Preparation 34 (399 mg, 0.78 mmol) is added to the reaction mixture and this mixture is stirred for 12 hours at room temperature. The reaction mixture is concentrated *in vacuo* and the residue is diluted with ethyl acetate (5 mL). The organic layer is washed two times with saturated sodium bicarbonate (5 mL) and then brine (5 mL). The organic layer is dried over magnesium sulfate, filtered and then concentrated to afford the title compound.

Preparation 36

2-**{(S)-1-[2-(3-{5-[(R)-2-(8-Benzyloxy-2-oxo-1,2-dihydroquinolin-5-yl)-2-hydroxyethylamino]pentyl}ureido)ethyl]pyrrolidin-3-yl}-2,2-diphenylacetamide**

Triethylamine trihydrofluoride (0.16 mL, 1.02 mmol) is added to a solution of the product of Preparation 35 (0.68 mmol) in tetrahydrofuran (3.4 mL) and this mixture is stirred at room temperature for about 12 hours. The reaction mixture is diluted with ethyl acetate (5 mL) and this mixture is washed with 1N sodium hydroxide (5 mL), brine, dried over magnesium sulfate and concentrated to give the title compound.

Example 7**2-[(S)-1-[2-(3-{5-[(R)-2-Hydroxy-2-(8-hydroxy-2-oxo-1,2-dihydroquinolin-5-yl)-ethylamino]pentyl}ureido)ethyl]pyrrolidin-3-yl]-2,2-diphenylacetamide**

A solution of the product of Preparation 36 (0.55 mmol) in ethanol (3 mL) is
5 purged with nitrogen for about 10 minutes. Palladium (10 wt. % (dry basis) on activated carbon) (200 mg) is added and the solution is flushed again with nitrogen for about 10 minutes. The flask is purged under vacuum and then filled with nitrogen three times and then a hydrogen-filled balloon is placed over the flask. The reaction mixture is stirred under hydrogen for 12 hours. The reaction mixture is then filtered and the organic filtrate
10 concentrated and purified by HPLC to give the title compound as the ditrifluoroacetate salt.

Example 8**2-[(S)-1-[3-(3-{5-[(R)-2-Hydroxy-2-(8-hydroxy-2-oxo-1,2-dihydroquinolin-5-yl)-ethylamino]pentyl}ureido)propyl]pyrrolidin-3-yl]-2,2-diphenylacetamide**

15 Using the method described above in Preparations 34-36 and Example 7, and substituting 3-*tert*-Butoxycarbonylaminoprop-1-yl bromide for 2-*tert*-butoxycarbonylaminoethyl bromide, the title compound is prepared as the ditrifluoroacetate salt.

20 Preparation 37**5-[(R)-2-[(3-Aminomethylcyclohexylmethyl)amino]-1-(*tert*-butyldimethylsilyloxy)ethyl]-8-benzyloxy-1H-quinolin-2-one**

A stirred solution of the product of Preparation 11 (1.46 g, 3 mmol) and 1,3-cyclohexanebis(methylamine) (426 mg, 3 mmol) in DMSO (3 mL) was heated at 100 °C
25 for 6 h. The reaction mixture was allowed to cool and it was then diluted with dichloromethane (20 mL) and washed with saturated aqueous sodium bicarbonate solution (10 mL). The organic layer was dried (MgSO₄) and the solvent was removed under reduced pressure. The crude residue was purified by flash chromatography (10% MeOH/DCM and 0.5% NH₄OH) to give the title compound as a solid (775 mg, 50%
30 yield). MS *m/z*: [M + H⁺] calcd for C₃₂H₄₇N₃O₃Si 550.3; found 550.6.

Preparation 38

***N*-(3-{[(*R*)-2-(8-Benzyloxy-2-oxo-1,2-dihydroquinolin-5-yl)-2-(*tert*-butyldimethylsilyloxy)ethylamino]methyl}cyclohexylmethyl)-3-[(*S*)-3-(carbamoyldiphenylmethyl)pyrrolidin-1-yl]propionamide**

- 5 To a stirred solution of the product of Preparation 37 (552 mg, 1.01 mmol), the product of Preparation 15 (0.84 mmol) and HATU (384 mg, 1.01 mmol) in DMF (1.68 mL) is added DIPEA (190 μ L, 1.09 mmol). The reaction mixture is stirred at 50 °C overnight and then the solvent is removed under reduced pressure. The resulting residue is dissolved in dichloromethane (20 mL) and washed with saturated aqueous sodium
- 10 bicarbonate solution (10 mL). The organic phase is dried (magnesium sulfate) and the solvent is removed under reduced pressure. The crude product is purified by flash chromatography to give the title compound.

Preparation 39

- 15 ***N*-(3-{[(*R*)-2-(8-Benzyloxy-2-oxo-1,2-dihydroquinolin-5-yl)-2-hydroxyethylamino]methyl}cyclohexylmethyl)-3-[(*S*)-3-(carbamoyldiphenylmethyl)pyrrolidin-1-yl]propionamide**

- To a stirred solution of the product of Preparation 38 (0.30 mmol) in dichloromethane (3 mL) is added triethylamine trihydrofluoride (98 μ L, 0.6 mmol). The
- 20 reaction mixture is stirred for 10 h and then it is diluted with dichloromethane (10 mL) and washed with saturated aqueous sodium bicarbonate solution (5 mL). The organic phase is dried (magnesium sulfate) and the solvent is removed under reduced pressure to give the title compound.

25 **Example 9**

3-[(*S*)-3-(Carbamoyldiphenylmethyl)pyrrolidin-1-yl]-*N*-(3-{[(*R*)-2-hydroxy-2-(8-hydroxy-2-oxo-1,2-dihydroquinolin-5-yl)ethylamino]methyl}cyclohexylmethyl)-propionamide

- Palladium (10 wt. % (dry basis) on activated carbon) (120 mg) is added to a stirred
- 30 solution of the product of Preparation 39 (0.30 mmol) in ethanol (3 mL). The reaction mixture is placed under a hydrogen atmosphere and stirred overnight. The reaction mixture is then filtered and the solvent is removed under reduced pressure. The crude

residue is purified by preparative HPLC to give the title compound as the ditrifluoroacetate salt.

Preparation 40

5 (1*R*,3*S*)-3-Aminocyclopentanecarboxylic Acid {2-[(*S*)-3-(Carbamoyldiphenylmethyl)-pyrrolidin-1-yl]ethyl}amide

To a stirred solution of the product of Preparation 30 (0.94 mmol), (1*R*,3*S*)-3-*tert*-butoxycarbonylamino-cyclopentanecarboxylic acid (258 mg, 1.1 mmol) and HATU (428 mg, 1.1 mmol) in DMF (5 mL) is added DIPEA (245 μ L, 1.09 mmol). The reaction
10 mixture is stirred at room temperature overnight and then the solvent is removed under reduced pressure. The resulting residue is dissolved in dichloromethane (20 mL) and washed with saturated aqueous sodium bicarbonate solution (10 mL). The organic layer is dried (magnesium sulfate) and the solvent is removed under reduced pressure. The crude product is purified by flash chromatography and then is dissolved in a trifluoroacetic
15 acid/DCM mixture (1 mL/5 mL) and stirred at room temperature for 1h. The solvent is removed under reduced pressure. The residue is dissolved in dichloromethane (20 mL) and washed with 1M sodium hydroxide (10 mL), dried (magnesium sulfate) and the solvent is removed to yield the title compound as the ditrifluoroacetate salt.

20 Preparation 41

(1*R*,3*S*)-3-[(*R*)-2-(8-Benzyloxy-2-oxo-1,2-dihydroquinolin-5-yl)-2-(*tert*-butyldimethylsilyloxy)ethylamino]cyclopentanecarboxylic Acid {2-[(*S*)-3-(Carbamoyldiphenylmethyl)pyrrolidin-1-yl]ethyl}amide

A stirred solution of the product of Preparation 40 (0.38 mmol) and the product of
25 Preparation 11 (92 mg, 0.19 mmol) in DMSO (0.38 mL) is heated at 90 °C for 5 h. The solution is cooled and diluted with ethyl acetate (10 mL) and then washed with saturated aqueous sodium bicarbonate (5 mL). The organic phase is dried (magnesium sulfate) and the solvent is removed under reduced pressure. The crude product is purified by flash chromatography to yield the title compound.

30

Preparation 42

(1*R*,3*S*)-3-[(*R*)-2-(8-Benzoyloxy-2-oxo-1,2-dihydroquinolin-5-yl)-2-hydroxy-ethylamino]cyclopentanecarboxylic Acid {2-[(*S*)-3-(Carbamoyldiphenylmethyl)-pyrrolidin-1-yl]ethyl}amide

5 To a stirred solution of the product of Preparation 41 (0.4 mmol) in THF (2 mL) is added triethylamine trihydrofluoride (130 μ L, 0.8 mmol). The reaction mixture is stirred for 10 h and is then diluted with EtOAc (10 mL). The reaction mixture is washed with saturated aqueous sodium bicarbonate solution (5 mL) and then the organic phase is dried (magnesium sulfate) and the solvent is removed under reduced pressure to give the title
10 compound.

Example 10

(1*R*,3*S*)-3-[(*R*)-2-Hydroxy-2-(8-hydroxy-2-oxo-1,2-dihydroquinolin-5-yl)ethylamino]-cyclopentanecarboxylic Acid {2-[(*S*)-3-(Carbamoyldiphenylmethyl)pyrrolidin-1-yl]-ethyl}amide

15 To a stirred solution of the product of Preparation 42 (0.40 mmol) in ethanol (3 mL) is added palladium (10 wt. % (dry basis) on activated carbon (120 mg). The reaction mixture is placed under a hydrogen atmosphere and stirred overnight. The reaction mixture is filtered and the solvent is removed under reduced pressure. The crude
20 residue is purified by preparative HPLC to give the title compound as the ditrifluoroacetate salt.

Preparation 43

4-(*tert*-Butoxycarbonylaminomethyl)-2-chlorophenylamine

25 A stirred solution of 4-aminomethyl-2-chlorophenylamine (940 mg, 6 mmol) and di-*tert*-butyl dicarbonate (1.44 g, 6.6 mmol) in dichloromethane (30 mL) was stirred at room temperature for 4 h, at which time the reaction was determined to be complete by LCMS. The reaction mixture was then washed with saturated aqueous sodium bicarbonate (15 mL) and the organic layer was dried over sodium sulfate and the solvent was removed
30 under reduced pressure. The resulting orange solid was recrystallized from ethyl acetate to give the title intermediate as a white solid (~100% yield).

Preparation 44***N*-[4-(*tert*-Butoxycarbonylaminomethyl)-2-chlorophenyl]acrylamide**

To a stirred solution of the product of Preparation 43 (1.54 g, 6.0 mmol) in a mixture of diethyl ether (35 mL) and 1 M sodium hydroxide (35 mL) was added dropwise acryloyl chloride (687 μ L, 8.45 mmol). After 1 h, the organic layer was separated, dried (Na_2SO_4) and the solvent was removed under reduced pressure to give the title intermediate as a white solid (1.8 g, 96% yield).

10 Preparation 45***N*-(4-(*tert*-Butoxycarbonylaminomethyl)-2-chlorophenyl)-3-[(*S*)-3-(carbamoyldiphenylmethyl)pyrrolidin-1-yl]propionamide**

A solution of the product of Preparation 1 (3.5 mmol) and the product of Preparation 44 (1.19 g, 3.85 mmol) in a mixture of dichloromethane and methanol (12 mL, 1:1) is heated at 60 °C for 12 h. The reaction mixture is allowed to cool and the solvent is removed under reduced pressure. The crude material is purified by column chromatography to give the title intermediate.

Preparation 46**20 *N*-(4-Aminomethyl-2-chlorophenyl)-3-[(*S*)-3-(carbamoyldiphenylmethyl)pyrrolidin-1-yl]propionamide**

A solution of the product of Preparation 45 (3.3 mmol) is stirred in dichloromethane (24 mL) and TFA (8 mL) for 1 h and then the solvent is removed under reduced pressure. The crude reaction mixture is dissolved in dichloromethane (30 mL) and washed with 1 M sodium hydroxide (2 x 30 mL). The organic layer is dried (Na_2SO_4) and the solvent is removed under reduced pressure to give the title intermediate.

Preparation 47**30 *N*-(4-[(*R*)-2-(8-Benzyloxy-2-oxo-1,2-dihydroquinolin-5-yl)-2-(*tert*-butyldimethylsilyloxy)ethylamino]methyl}-2-chlorophenyl)-3-[(*S*)-3-(carbamoyldiphenylmethyl)pyrrolidin-1-yl]propionamide**

A stirred solution of the product of Preparation 46 (2.79 mmol) and the product of Preparation 11 (680 mg, 1.39 mmol) in DMSO (1.39 mL) is heated at 90 °C for 8 h and

then cooled to room temperature. The reaction mixture is diluted with ethyl acetate/chloroform (20 mL, 1/1) and the organic layer is washed with saturated aqueous sodium bicarbonate (10 mL), dried (Na_2SO_4) and the solvent is removed under reduced pressure. The resulting crude residue is purified by column chromatography to give the
5 title intermediate.

Preparation 48

N-(4-{[(*R*)-2-(8-Benzyloxy-2-oxo-1,2-dihydroquinolin-5-yl)-2-hydroxyethylamino]-methyl}-2-chlorophenyl)-3-[(*S*)-3-(carbamoyldiphenylmethyl)pyrrolidin-1-yl]-
10 propionamide

To a stirred solution of the product of Preparation 47 (1.23 mmol) in dichloromethane (12 mL) is added $\text{Et}_3\text{N} \cdot 3\text{HF}$ (401 μL , 0.6 mmol). The reaction mixture is stirred for 10 h and then diluted with dichloromethane (10 mL). This mixture is washed with saturated aqueous sodium bicarbonate solution (5 mL) and the organic layer dried
15 (Na_2SO_4) and the solvent is removed under reduced pressure to give the title intermediate.

Example 11

3-[(*S*)-3-(Carbamoyldiphenylmethyl)pyrrolidin-1-yl]-*N*-(2-chloro-4-{[(*R*)-2-hydroxy-2-(8-hydroxy-2-oxo-1,2-dihydroquinolin-5-yl)ethylamino]methyl}phenyl)-
20 propionamide

To a stirred solution of the product of Preparation 48 (1.2 mmol) in ethanol (12 mL) is added Pd/C (290 mg) and the reaction mixture is placed under a hydrogen atmosphere and stirred overnight. The reaction mixture is then filtered and the solvent is removed under reduced pressure. The crude residue is purified by preparative HPLC to
25 give the title compound as the ditrifluoroacetate salt.

Preparation 49

2-Chloroethanesulfonic Acid (5-*tert*-Butoxycarbonylaminopentyl)amide

To a stirred solution of 5-(*tert*-butoxycarbonylaminopentylamine (1.00 g, 4.94
30 mmol) and triethylamine (689 μL , 4.94 mmol) in dichloromethane (22 mL) at 0 °C was added 2-chloro-1-ethanesulfonyl chloride (470 μL , 4.50 mmol). The reaction mixture was stirred for 2 h at room temperature and then washed with saturated aqueous sodium bicarbonate solution (15 mL). The organic layer was dried (Na_2SO_4) and the solvent was

removed under reduced pressure to give the title compound (100% yield), which was used in the next step without further purification.

Preparation 50

5 2-[(S)-1-[2-(5-*tert*-Butoxycarbonylamino)pentylsulfamoyl]ethyl]pyrrolidin-3-yl]-2,2-diphenylacetamide

A solution of the product of Preparation 1 (3.5 mmol) and the product of Preparation 49 (1.62 g, 4.94 mmol) in dichloromethane and methanol (22 mL, 1:1) is heated at 60 °C for 5 h. The reaction mixture is allowed to cool to room temperature and
10 the solvent is removed under reduced pressure. The crude residue is dissolved in dichloromethane (20 mL) and washed with saturated aqueous sodium bicarbonate solution (10 mL). The organic layer is then dried (Na₂SO₄) and solvent is removed under reduced pressure. The crude residue is purified by column chromatography to give the title intermediate.

15

Preparation 51

2-[(S)-1-[2-(5-Aminopentylsulfamoyl)ethyl]pyrrolidin-3-yl]-2,2-diphenylacetamide

A solution of the product of Preparation 50 (2.72 mmol) is stirred in dichloromethane (21 mL) and TFA (7 mL) for 1 h and then the solvent is removed under
20 reduced pressure. The crude reaction mixture is dissolved in dichloromethane (30 mL) and washed with 1 M sodium hydroxide (2 x 30 mL). The organic layer is dried (Na₂SO₄) and the solvent is then removed under reduced pressure to give the title intermediate.

Preparation 52

25 2-[(S)-1-(2-{5-[(R)-2-(8-Benzyloxy-2-oxo-1,2-dihydroquinolin-5-yl)-2-(*tert*-butyl-dimethylsilanyloxy)ethylamino]pentylsulfamoyl}ethyl)pyrrolidin-3-yl]-2,2-diphenylacetamide

A stirred solution of the product of Preparation 51 (1.88 mmol) and the product of Preparation 11 (460 mg, 0.94 mmol) in DMSO (0.92 mL) is heated at 90 °C for 8 h and
30 then cooled to room temperature. The reaction mixture is diluted with ethyl acetate/chloroform (20 mL, 1/1) and the organic layer is washed with saturated aqueous sodium bicarbonate solution (10 mL), dried (Na₂SO₄) and the solvent is removed under

reduced pressure. The resulting crude residue is purified by column chromatography to give the title intermediate.

Preparation 53

5 2-[(*S*)-1-(2-{5-[(*R*)-2-(8-Benzyloxy-2-oxo-1,2-dihydroquinolin-5-yl)-2-hydroxy-ethylamino]pentylsulfamoyl}ethyl)pyrrolidin-3-yl]-2,2-diphenylacetamide

To a stirred solution of the product of Preparation 52 (0.56 mmol) in dichloromethane (5.6 mL) is added triethylamine trihydrofluoride (183 μ L, 1.12 mmol). The reaction mixture is stirred for 10 h and dichloromethane (10 mL) is added. The
10 resulting mixture is washed with saturated aqueous sodium bicarbonate solution (5 mL). The organic layer is dried (Na_2SO_4) and the solvent is removed under reduced pressure to give the title intermediate.

Example 12

15 2-[(*S*)-1-(2-{5-[(*R*)-2-Hydroxy-2-(8-hydroxy-2-oxo-1,2-dihydroquinolin-5-yl)-ethylamino]pentylsulfamoyl}ethyl)pyrrolidin-3-yl]-2,2-diphenylacetamide

To a stirred solution of the product of Preparation 53 (0.56 mmol) in ethanol/methanol (5.6 mL, 1/1) is added Pd/C (131 mg) and the reaction mixture is placed under a hydrogen atmosphere and stirred overnight. The reaction mixture is then filtered
20 and the solvent is removed under reduced pressure. The crude residue is purified by preparative HPLC to give the title compound as the ditrifluoroacetate salt.

Preparation 54

25 2-[(*S*)-1-{2-[(4-Formylbenzenesulfonyl)methylamino]ethyl}pyrrolidin-3-yl]-2,2-diphenylacetamide

To a stirred solution of the product of Preparation 21 (1 mmol) and triethylamine (167 μ L, 1.2 mmol) in dichloromethane (5 mL) is added 4-formylbenzenesulfonyl chloride (225 mg, 1.1 mmol). After 1 h at room temperature, the reaction mixture is washed with saturated aqueous sodium bicarbonate solution (5 mL). The organic layer is then dried
30 (Na_2SO_4) and solvent is removed under reduced pressure to give the title intermediate.

Preparation 55

2-((*S*)-1-{2-[(4-{[(*R*)-2-(*tert*-Butyldimethylsilyloxy)-2-(8-hydroxy-2-oxo-1,2-dihydroquinolin-5-yl)ethylamino]methyl}benzenesulfonyl)methylamino]ethyl}pyrrolidin-3-yl)-2,2-diphenylacetamide

5 A solution of 5-[(*R*)-2-amino-1-(*tert*-butyldimethylsilyloxy)ethyl]-8-hydroxy-1H-quinolin-2-one (293 mg, 0.74 mmol) and the product of Preparation 54 in dichloromethane and methanol (6.2 mL, 1/1) is stirred at room temperature for 1h and then sodium triacetoxyborohydride (394 mg, 1.86 mmol) is added. The reaction mixture is stirred for 4 h and then acidified with concentrated hydrochloric acid and the solvent is
10 removed under reduced pressure to provide the title compound.

Example 13

2-((*S*)-1-{2-[(4-{[(*R*)-2-Hydroxy-2-(8-hydroxy-2-oxo-1,2-dihydroquinolin-5-yl)-ethylamino]methyl}benzenesulfonyl)methylamino]ethyl}pyrrolidin-3-yl)-2,2-
15 **diphenylacetamide**

 A stirred solution of the product of Preparation 55 (0.62 mmol) in 1M hydrochloric acid (5 mL) and acetonitrile (5 mL) is heated at 60 °C for 8 h. The reaction mixture is cooled to room temperature and the solvent is removed under reduced pressure. The crude residue is purified by preparative HPLC to give the title compound as the ditrifluoroacetate
20 salt.

Preparation 56

(3-Aminomethylphenyl)methanol Hydrochloride

(a) **(3-*tert*-Butoxycarbonylmethylphenyl)methanol**

25 Borane dimethyl sulfide (2.05 mL, 21.6 mmol) was added to a solution of 3-(*tert*-butoxycarbonylaminoethyl)benzoic acid (1.81 g, 7.20 mmol) in tetrahydrofuran (24 mL). and the resulting mixture was stirred at room temperature for 3 hours. The reaction mixture was then diluted with ethyl acetate (20 mL) and the layers were separated. The organic layer was washed with saturated sodium bicarbonate, saturated sodium chloride,
30 dried over magnesium sulfate and concentrated to give the title compound as a yellow oil (1.71 g).

(b) (3-Aminomethylphenyl)methanol Hydrochloride

To the product of step (a) (1.71 g, 7.2 mmol) was added a solution of 4 M hydrochloric acid in dioxane (9 mL, 36 mmol) and the resulting mixture was stirred at room temperature for 1 h. The reaction mixture was then concentrated and the residue was
5 diluted with diethyl ether (50 mL) and filtered to provide the title compound as a white solid (1.09 g).

Preparation 57**2-((S)-1-{2-[3-(3-Hydroxymethylbenzyl)ureido]ethyl}pyrrolidin-3-yl)-2,2-diphenyl-
10 acetamide**

A 0.2 M solution of the product of Preparation 30 (2.24 mmol) in *N,N*-dimethylformamide is added dropwise to a solution of 1,1'-carbonyldiimidazole (364 mg, 2.24 mmol) and diisopropylethylamine (0.31 mL, 2.24 mmol) in *N,N*-dimethylformamide (11 mL) and the resulting mixture is stirred at room temperature for 2 h.
15 Diisopropylethylamine (0.31 mL, 2.24 mmol) and the product of Preparation 56 (578 mg, 3.4 mmol) are added and this mixture is stirred at 50 °C for 12 hours. The reaction mixture is then concentrated to dryness and the residue is diluted with dichloromethane (20 mL) and this solution is washed with saturated sodium bicarbonate (2 x), saturated sodium chloride, dried over magnesium sulfate, and concentrated to provide the title compound.

20

Preparation 58**2-((S)-1-{2-[3-(3-Formylbenzyl)ureido]ethyl}pyrrolidin-3-yl)-2,2-diphenylacetamide**

A solution of the product of Preparation 57 (2.23 mmol) in dichloromethane (11.1 mL) is cooled to 0 °C and diisopropylethylamine (1.17 mL, 6.70 mmol) and dimethyl
25 sulfoxide (0.949 mL, 13.4 mmol) are added. After about 10 minutes, pyridine sulfur trioxide complex (1.06 g, 6.70 mmol) is added and the resulting mixture is stirred at 0 °C for 2 h. The reaction is then quenched with water (15 mL) and the organic layer is washed with cold water (3 x), dried over magnesium sulfate and concentrated to provide the title compound.

30

Preparation 59

2-((*S*)-1-{2-[3-(3-{[(*R*)-2-(*tert*-Butyldimethylsilanyloxy)-2-(8-hydroxy-2-oxo-1,2-dihydroquinolin-5-yl)ethylamino]methyl}benzyl)ureido]ethyl}pyrrolidin-3-yl)-2,2-diphenylacetamide

- 5 5-[(*R*)-2-Amino-1-(*tert*-butyldimethylsilanyloxy)ethyl]-8-hydroxy-1H-quinolin-2-one (575 mg, 1.40 mmol) is added to a solution of the product of Preparation 58 (1.2 mmol) and diisopropylamine (0.25 mL, 1.40 mmol) in dichloromethane (6 mL) and the resulting mixture is stirred at room temperature for 45 min. Sodium triacetoxymethylborohydride (385 mg, 1.80 mmol) is then added and this mixture is stirred at
10 room temperature for 12 h. The reaction is then quenched with 10% aqueous hydrochloric acid (5 mL) and the layers are separated. The organic layer is washed with saturated sodium bicarbonate, saturated sodium chloride, dried over magnesium sulfate and concentrated to give the title compound.

Example 14

2-((*S*)-1-{2-[3-(3-{[(*R*)-2-Hydroxy-2-(8-hydroxy-2-oxo-1,2-dihydroquinolin-5-yl)ethylamino]methyl}benzyl)ureido]ethyl}pyrrolidin-3-yl)-2,2-diphenylacetamide

- Triethylamine trihydrofluoride (2.4 mL, 13.6 mmol) is added to a solution of the product of Preparation 59 (1.36 mmol) in dichloromethane (2 mL) and the resulting
20 mixture is stirred at room temperature for 15 h. The reaction mixture is then concentrated under vacuum to dryness and the residue is dissolved in a 1:1 mixture of water and acetonitrile with 0.1% TFA and this mixture is purified by HPLC to provide the title compound as the ditrifluoroacetate salt.

Preparation 60

2-((*S*)-1-[(*E*)-3-(4-Nitrophenyl)allyl]pyrrolidin-3-yl)-2,2-diphenylacetamide

- The product of Preparation 1 (0.01 mol) and *p*-nitrocinnamaldehyde (1.77 g, 0.01 mol) are stirred in 50 mL of dichloromethane for 2 h. Sodium triacetoxymethylborohydride (6.33 g, 0.03 mol) is added and the resulting mixture is stirred for 2 h. The reaction is then
30 quenched with 10 mL of water and this mixture is diluted with dichloromethane (100 mL). The organic layer is washed with saturated sodium bicarbonate (2 x), brine, dried over Na₂SO₄, filtered and concentrated to provide the title compound.

Preparation 61**2-((S)-1-[3-(4-Aminophenyl)propyl]pyrrolidin-3-yl)-2,2-diphenylacetamide**

The product of Preparation 60 (5.4 mmol) is dissolved in 100 mL of ethanol and the resulting solution is purged with nitrogen for 30 min. Palladium on carbon (2.5g; 50% w/w water; 10% Pd; 1.1mmol Pd) is then added while degassing with nitrogen. This mixture is then placed under hydrogen (50 psi) until hydrogen is no longer consumed (~30 minutes). The mixture is then purged with nitrogen, filtered through Celite and concentrated. The residue is dissolved in ethyl acetate and this mixture is washed with saturated sodium bicarbonate (2 x), brine, dried (Na₂SO₄), filtered and concentrated to provide the title compound.

Preparation 62**2-((S)-1-[3-[4-(4-{2-[(R)-2-(8-Benzyloxy-2-oxo-1,2-dihydroquinolin-5-yl)-2-(tert-butyldimethylsilyloxy)ethylamino]ethyl}phenylamino)phenyl]propyl]pyrrolidin-3-yl)-2,2-diphenylacetamide**

To a 25 mL round-bottomed flask is added the product of Preparation 61 (0.8 mmol); 8-benzyloxy-5-[(R)-2-[2-(4-bromophenyl)ethylamino]-1-(tert-butyldimethylsilyloxy)ethyl]-1H-quinolin-2-one (769 mg, 1.2 mmol); tris(dibenzylideneacetone)dipalladium(0) (73 mg, 0.08 mmol, 20% Pd); and 2-(dicyclohexylphosphino)biphenyl (84 mg, 0.24 mmol). This mixture is purged with nitrogen and then dry, degassed toluene (8 mL, 0.1 M) is added and the resulting mixture is heated at 70°C for 30 min. Sodium *tert*-butoxide (382 mg, 4.0 mmol) is then added, and the temperature is raised to 95 °C for 4 h. The reaction mixture is then cooled to room temperature and diluted with ethyl acetate. This mixture is washed with saturated sodium bicarbonate (2 x), brine, dried (Na₂SO₄), filtered and concentrated to provide the title compound.

Preparation 63**2-((S)-1-[3-[4-(4-{2-[(R)-2-(8-Benzyloxy-2-oxo-1,2-dihydroquinolin-5-yl)-2-hydroxyethylamino]ethyl}phenylamino)phenyl]propyl]pyrrolidin-3-yl)-2,2-diphenylacetamide**

The product of Preparation 62 is dissolved in dichloromethane (10 mL) and triethylamine trihydrofluoride (10 eq.) is added. The reaction mixture is stirred overnight

and then diluted with dichloromethane and the organic layer is washed with saturated sodium bicarbonate (2 x), brine, dried (Na₂SO₄), filtered and concentrated to provide crude product. This material is purified by silica gel chromatography to provide the title compound.

5

Example 15

2-((*S*)-1-{3-[4-(4-{2-[(*R*)-2-Hydroxy-2-(8-hydroxy-2-oxo-1,2-dihydroquinolin-5-yl)-ethylamino]ethyl}phenylamino)phenyl]propyl}pyrrolidin-3-yl)-2,2-diphenylacetamide

The product of Preparation 63 is dissolved in 10 mL of ethanol and this mixture is purged with nitrogen for 15 minutes. Palladium on carbon (10% Pd, 50% w/w water, 0.2 eq. Pd) is added while degassing. The resulting mixture is then placed under 1 atm. of hydrogen for 2 h. The solution is then purged with nitrogen for 15 min and then filtered through Celite and concentrated. The resulting residue is purified by prep HPLC to afford the title compound as the ditrifluoroacetate salt.

15

Preparation 64

2-((*S*)-1-[2-Fluoro-3-(4-hydroxymethylpiperidin-1-ylmethyl)benzyl]pyrrolidin-3-yl)-2,2-diphenylacetamide

The product of Preparation 1 (1.69 mmol), 2,6-bis(bromomethyl)-1-fluorobenzene (476 mg, 1.69 mmol, piperidin-4-ylmethanol (195 mg, 1.69 mmol) and potassium carbonate (466 mg, 3.37 mmol) are suspended in acetonitrile (5 mL) and stirred at room temperature for 18 h. The reaction mixture is then concentrated and the residue is dissolved in dichloromethane/water. The layers are separated and the organic layer is washed with water (2 x), brine, dried (MgSO₄) and concentrated. The crude material is purified by silica gel column chromatography to give the title compound.

25

Preparation 65

2-((*S*)-1-[2-Fluoro-3-(4-formylpiperidin-1-ylmethyl)benzyl]pyrrolidin-3-yl)-2,2-diphenylacetamide

The product of Preparation 64 (0.53 mmol) is dissolved in dichloromethane and to this mixture is added diisopropylethylamine (280 µL, 1.6 mmol) and dimethyl sulfoxide (115 µL, 1.6 mmol). The reaction mixture is cooled to -15 °C under nitrogen and pyridine sulfur trioxide complex (255 mg, 1.6 mmol) is added and the resulting mixture is stirred

30

for 40 min. The reaction is then quenched with water and the layers are separated. The organic layer is washed with aqueous NaH_2PO_4 ($1\text{M} \times 3$), brine, dried (MgSO_4) and concentrated to provide the title compound.

5 Example 16

2-((*S*)-1-[2-Fluoro-3-(4-((*R*)-2-hydroxy-2-(8-hydroxy-2-oxo-1,2-dihydroquinolin-5-yl)ethylamino)methyl)piperidin-1-ylmethyl]benzyl]pyrrolidin-3-yl)-2,2-diphenylacetamide

The product of Preparation 65 (0.48 mmol) is dissolved in a 1:1 mixture of
10 dichloromethane and methanol (6 mL) and to this mixture is added 5-[(*R*)-2-amino-1-(*tert*-butyldimethylsilyloxy)ethyl]-8-hydroxy-1H-quinolin-2-one acetate (228 mg, 0.58 mmol) and sodium triacetoxyborohydride (317 mg, 1.5 mmol). The reaction mixture is stirred under nitrogen at room temperature for 18 h and then concentrated. The residue is
15 dissolved in a 2:3 mixture of acetonitrile and aqueous 6 N hydrochloric acid, and this mixture is heated at 55 °C for 4 hours. The reaction mixture is then concentrated and the residue is dissolved in water/acetonitrile/trifluoroacetic acid (1:1:0.005) and purified by reverse phase column chromatography to afford the title compound as the ditrifluoroacetate salt.

20 Preparation 66

2-[4-(3-Bromopropoxy)phenyl]ethanol

To a solution of 4-hydroxyphenethyl alcohol (4.37 g, 31.0 mmol) and potassium carbonate (6.55 g, 47.0 mmol) in acetonitrile (62.0 mL) was added 1,3 dibromopropane (31.0 mL, 316 mmol). The reaction mixture was heated to 70 °C for 12 hours and then
25 cooled to room temperature, filtered and concentrated under vacuum. The resulting oil was purified by silica gel chromatography using a mixture of 4:1 hexanes and ethyl acetate to give the title compound (6.21 g) as a white solid.

Preparation 67

30 2-((*S*)-1-{3-[4-(2-Hydroxyethyl)phenoxy]propyl}pyrrolidin-3-yl)-2,2-diphenylacetamide

To a solution of the product of Preparation 66 (1.11 g, 4.30 mmol) and diisopropylethylamine (0.90 mL, 5.10 mmol) in acetonitrile (21.5 mL) is added the product

of Preparation 1 (4.30 mmol) and the resulting mixture is stirred at 60°C. for 12 h. The reaction mixture is then diluted with dichloromethane (20 mL) and washed with saturated sodium bicarbonate (25 mL), saturated sodium chloride (25 mL), dried over magnesium sulfate and concentrated to provide the title compound.

5

Preparation 68

2-((*S*)-1-[3-[4-(2-Oxoethyl)phenoxy]propyl]pyrrolidin-3-yl)-2,2-diphenylacetamide

A solution of the product of Preparation 67 (1.53 mmol) and dichloromethane (75 mL) is cooled to about 5 °C and diisopropylethylamine (798 mL, 4.58 mmol) and dimethyl sulfoxide (649 mL, 9.15 mmol) are added. Pyridine sulfur trioxide (728 mg, 4.58 mmol) is then added and the resulting mixture is stirred at 5 °C for 45 min. The reaction mixture is then diluted with dichloromethane (20 mL) and washed with saturated sodium bicarbonate (25 mL), saturated sodium chloride (25 mL), dried over magnesium sulfate and concentrated to provide the title compound.

15

Preparation 69

2-[(*S*)-1-[3-(4-{2-[(*R*)-2-(*tert*-Butyldimethylsilanyloxy)-2-(8-hydroxy-2-oxo-1,2-dihydroquinolin-5-yl)ethylamino]ethyl}phenoxy)propyl]pyrrolidin-3-yl]-2,2-diphenylacetamide

The product of Preparation 68 (1.28 mmol) is dissolved in methanol (6.4 mL) and 5-[(*R*)-2-amino-1-(*tert*-butyldimethylsilanyloxy)ethyl]-8-hydroxy-1H-quinolin-2-one (605 mg, 1.53 mmol) and diisopropylethylamine (0.27 mL, 1.53 mmol) are added. Sodium triacetoxyborohydride (405 mg, 1.91 mmol) is then added and the reaction mixture is stirred at room temperature for 3 h. The reaction mixture is then concentrated to dryness and the residue is diluted with ethyl acetate (20 mL) and this solution is washed with saturated sodium bicarbonate (25 mL), saturated sodium chloride (25 mL), dried over magnesium sulfate and concentrated to give the title compound.

25

Example 17

2-[(*S*)-1-[3-(4-{2-[(*R*)-2-Hydroxy-2-(8-hydroxy-2-oxo-1,2-dihydroquinolin-5-yl)ethylamino]ethyl}phenoxy)propyl]pyrrolidin-3-yl]-2,2-diphenylacetamide

Triethylamine trihydrofluoride (1.5 mL, 8.87 mmol) is added to a solution of the product of Preparation 69 (0.89 mmol) in dichloromethane (4.5 mL) and the resulting

mixture is stirred at room temperature for 24 h. The mixture is then concentrated under vacuum and purified by HPLC to give the title compound as the ditrifluoroacetate salt.

Preparation 70

5 Methyl 4-Iodophenylacetate

To a stirred solution of 4-iodophenylacetic acid (5.0 g, 19.1 mmol) in MeOH (200 mL) was added 4N hydrochloric acid in dioxane (10 mL). The reaction mixture was stirred for 24 h at room temperature and then the solvent was removed under reduced pressure to give the title compound (5.17 g, 98% yield), which was used without further purification.

10

Preparation 71

Methyl [4-(4-Hydroxybut-1-ynyl)phenyl]acetate

To a stirred solution of the product of Preparation 70 (4.5 g, 16.3 mmol) in diethylamine (100 mL) was added but-3-yn-1-ol (1.9 mL, 32.6 mmol), Pd(PPh₃)₂Cl₂ (500 mg, 1.63 mmol) and CuI (154 mg, 0.815 mmol) and resulting mixture was stirred for 17 h at room temperature. The solvent was then removed under reduced pressure and the residue was dissolved in diethyl ether (200 mL) and this solution was filtered to remove salts. The solvent was then removed under reduced pressure and the crude product was purified by silica gel chromatography (60 % EtOAc/Hexane) to afford the title
15 intermediate (3.03 g, 91% yield).
20

Preparation 72

Methyl [4-(4-Hydroxybutyl)phenyl]acetate

A stirred solution of the product of Preparation 71 (2.8 g, 12.8 mmol) in methanol
25 (50 mL) was flushed with nitrogen and then 10% palladium on carbon (400 mg, 20% wt/wt) was added. The reaction flask was then alternately placed under vacuum and flushed with hydrogen for cycles and then stirred under hydrogen for 14 h. The reaction mixture was flushed with nitrogen and then filtered and the solvent removed under reduced pressure to give the title compound (2.75 g, 97% yield), which was used without further
30 purification.

Preparation 73**Methyl (4-{4-[(S)-3-(Carbamoyldiphenylmethyl)pyrrolidin-1-yl]butyl}-phenyl)acetate****(a) Methyl {4-[4-(Toluene-4-sulfonyloxy)butyl]phenyl}acetate**

5 To a stirred solution of the product of Preparation 72 (2.6 g, 12.5 mmol) in THF (100 mL) was added DABCO (2.6 g, 25.0 mmol) and then *p*-toluenesulfonyl chloride (2.44 g, 13.75 mmol). The reaction mixture was stirred at room temperature for 23 h and then solvent was removed under reduced pressure and the residue was dissolved in dichloromethane (200 mL). The organic layer was then washed with water (2 X 100 mL),
10 1N hydrochloric acid (100 mL), aqueous saturated sodium chloride solution (100 mL), dried (MgSO₄), filtered and the solvent removed under reduced pressure to give the title compound, which was used without further purification.

(b) Methyl (4-{4-[(S)-3-(Carbamoyldiphenylmethyl)pyrrolidin-1-yl]butyl}-phenyl)acetate

15 To the crude product from step (a) is added DMF (50 mL), diisopropylethylamine (3.0 mL, 17.3 mmol) and the product of Preparation 1 (8.1 mmol). The reaction mixture is stirred at room temperature for 18 h and then the solvent is removed under reduced pressure to give the title compound.

20

Preparation 74**2-((S)-1-{4-[4-(2-Hydroxyethyl)phenyl]butyl}pyrrolidin-3-yl)-2,2-diphenylacetamide**

To a stirred solution of the product of Preparation 73 (4.0 mmol) in THF (100 mL) is added dropwise DIBAL (24 mL, 24 mmol, 1.0 M in THF). After the addition is
25 complete, the reaction mixture is stirred for 3 h and then quenched by slow addition of methanol (until gas evolution ceased). The mixture is then stirred for 30 min. and then ethyl acetate (200 mL) and aqueous 1N sodium hydroxide (200 mL) are added. The organic layer is separated and washed with aqueous saturated sodium chloride solution (100 mL), dried (MgSO₄), filtered and the solvent is removed under reduced pressure to
30 give the title compound.

Example 18**2-[(S)-1-[4-(4-{2-[(R)-2-Hydroxy-2-(8-hydroxy-2-oxo-1,2-dihydroquinolin-5-yl)-ethylamino]ethyl}phenyl)butyl]pyrrolidin-3-yl]-2,2-diphenylacetamide**

To a stirred solution of the product of Preparation 74 (1.06 mmol) in
5 dichloromethane (25 mL) is added dimethyl sulfoxide (0.60 mL, 10.6 mmol) and
diisopropylethylamine (0.921 mL, 5.3 mmol). The reaction mixture is then cooled to
-10 °C and pyridine sulfur trioxide (842 mg, 5.3 mmol) is added. The reaction mixture is
stirred for 1 h and then quenched by adding water (100 mL). This mixture is stirred for 10
min and then the organic layer is removed and washed with aqueous saturated sodium
10 chloride solution (100 mL), dried (MgSO₄) and then filtered. To the filtrate is added
methanol (25 mL), 5-[(R)-2-amino-1-(*tert*-butyldimethylsilyloxy)ethyl]-8-hydroxy-1H-
quinolin-2-one acetate (419 mg, 1.06 mmol) and sodium triacetoxyborohydride (468 mg,
2.12 mmol). This mixture is stirred for 16 h and then condensed and, to the resulting
mixture, is added a 1:1 mixture of acetonitrile and aqueous 4N hydrochloric acid (20 mL).
15 This mixture is heated at 50 °C for 17 h and then the solvent is removed under reduced
pressure. To the residue is added a 1:1 mixture of acetic acid and water (8.0 mL) and the
mixture is chromatographed on reverse-phase silica gel to afford the title compound as the
ditrifluoroacetate salt.

20

Preparation 75**Ethyl 3-[5-(2-Ethoxycarbonylvinyl)thiophen-2-yl]acrylate**

To a stirred solution of sodium hydride (2.1 g, 53 mmol, 60% in mineral oil) in
THF (200 mL) was slowly added triethylphosphonoacetate (10 mL, 50 mmol). Hydrogen
25 gas evolution was observed and the reaction was stirred until gas evolution ceased (about
30 min). To this reaction mixture was added 2,5-thiophenedicarboxaldehyde (3 g, 21
mmol) and the reaction mixture was stirred for 1 h. The solvent was removed under
reduced pressure and the residue was dissolved in dichloromethane (200 mL). The organic
layer was washed with water (100 mL), aqueous 1N hydrochloric acid (100 mL), aqueous
30 saturated sodium chloride solution (100 mL), dried (MgSO₄), filtered and the solvent
removed under reduced pressure to give the title compound (5.8 g, 98% yield), which was
used without further purification.

Preparation 76**Ethyl 3-[5-(2-Ethoxycarbonylethyl)thiophen-2-yl]propionate**

A stirred solution of the product of Preparation 75 (5.8 g, 21 mmol) in methanol (200 mL) was flushed with nitrogen and 10% palladium on carbon (576 mg, 10% wt/wt) was added. The reaction flask was alternately placed under vacuum and flushed with hydrogen for 3 cycles and then the reaction mixture was stirred under hydrogen for 1h. The mixture was then was flushed with nitrogen, filtered and the solvent removed under reduced pressure to give the title compound (5.8 g, 99% yield), which was used without further purification.

Preparation 77**3-[5-(3-Hydroxypropyl)thiophen-2-yl]propan-1-ol**

To a stirred solution of DIBAL (88 mL, 88 mmol, 1.0M in cyclohexane) in THF (300 mL) at -78 °C was added dropwise the product of Preparation 76 (5.0 g, 17.6 mmol). After the addition was complete, the reaction mixture was warmed to room temperature over 30 min and then quenched by slow addition of aqueous 1N hydrochloric acid (200 mL). Dichloromethane (400 mL) was added and the layers were separated. The aqueous layer was washed with dichloromethane (4 x 100 mL) and the combined organic layers were washed with aqueous saturated sodium chloride solution (100 mL), dried (MgSO₄), filtered and the solvent removed under reduced pressure to give the title compound (3.0 g, 85% yield), which was used without further purification.

Preparation 78**2-((S)-1-{3-[5-(3-Hydroxypropyl)thiophen-2-yl]propyl}pyrrolidin-3-yl)-2,2-diphenylacetamide****(a) Toluene-4-sulfonic Acid 3-[5-(3-Hydroxypropyl)thiophen-2-yl]propyl Ester**

To a stirred solution of the product of Preparation 90 (423 mg, 2.1 mmol) in THF (20 mL) was added DABCO (420 mg, 4.2 mmol) and then *p*-toluenesulfonyl chloride (442 mg, 2.3 mmol). The reaction mixture was stirred at room temperature for 2 h and then the solvent was removed under reduced pressure and the residue was dissolved in dichloromethane (200 mL). The organic layer was washed with water (2 x 100 mL), aqueous saturated sodium chloride solution (100 mL), dried MgSO₄, filtered and the

solvent removed under reduced pressure to give the title compound, which was used without further purification.

5 **(b) 2-((*S*)-1-[3-[5-(3-Hydroxypropyl)thiophen-2-yl]propyl]pyrrolidin-3-yl)-2,2-diphenylacetamide**

To the product from step (a) is added acetonitrile (20 mL), diisopropylethylamine (0.5 mL, 2.8 mmol) and the product of Preparation 1 (2.11 mmol). The reaction mixture is heated to 50 °C for 20 h and then cooled to room temperature and the solvent is removed under reduced pressure. The residue is purified by silica gel chromatography to afford the
10 title compound.

Preparation 79

2-((*S*)-1-[3-(5-[3-[(*R*)-2-(*tert*-Butyldimethylsilanyloxy)-2-(8-hydroxy-2-oxo-1,2-dihydroquinolin-5-yl)ethylamino]propyl]thiophen-2-yl)propyl]pyrrolidin-3-yl)-2,2-diphenylacetamide
15

To a stirred solution of the product of Preparation 78 (0.94 mmol) in dichloromethane (20 mL) is added dimethyl sulfoxide (0.21 mL, 3.7 mmol) and diisopropylethylamine (0.65 mL, 3.7 mmol). This mixture is cooled to -10 °C and pyridine sulfur trioxide (444 mg, 2.8 mmol) is added. The reaction mixture is stirred for 3
20 h and then is quenched by adding water (100 mL). This mixture is stirred for 10 min and then the organic layer is removed and is washed with aqueous saturated sodium chloride solution (100 mL), dried (MgSO₄) and filtered. To the filtrate is added methanol (20 mL), 5-[(*R*)-2-amino-1-(*tert*-butyldimethylsilanyloxy)ethyl]-8-hydroxy-1H-quinolin-2-one acetate (368 mg, 0.93 mmol) and then sodium triacetoxyborohydride (412 mg, 1.86 mmol).
25 This mixture is stirred for 19 h and then the mixture is condensed to give the title compound.

Example 19

2-((*S*)-1-[3-(5-[3-[(*R*)-2-Hydroxy-2-(8-hydroxy-2-oxo-1,2-dihydroquinolin-5-yl)-ethylamino]propyl]thiophen-2-yl)propyl]pyrrolidin-3-yl)-2,2-diphenylacetamide
30

To the crude product from Preparation 79 is added a 1:1 mixture of acetonitrile and aqueous 4 N hydrochloric acid (25 mL). This mixture is heated at 50 °C for 17 h and then the solvent is then removed under reduced pressure. To the residue is added a 1:1 mixture

of acetic acid and water (8.0 mL) and this mixture is chromatographed on reverse-phase silica gel to afford the title compound as the ditrifluoroacetate salt.

Preparation 80

5 Methyl 4-Amino-5-chloro-2-methoxybenzoate

To a solution of 4-amino-5-chloro-3-methoxybenzoic acid (1.008 g, 5.0 mmol) in a mixture of toluene (9 mL) and methanol (1 mL) at 0 °C was added (trimethylsilyl)diazomethane (2.0 M in hexane, 3.0 mL, 6.0 mmol) dropwise. The reaction mixture was then warmed to room temperature and stirred for 16 h. Excess (trimethylsilyl)diazomethane was quenched by adding acetic acid until the bright yellow color of the reaction mixture disappeared. The mixture was then concentrated *in vacuo* to give the title compound as an off-white solid, which was used without further purification.

Preparation 81

15 Methyl 4-Acryloylamino-5-chloro-2-methoxybenzoate

To crude product of Preparation 93 was added dichloromethane (10 mL, 0.5 M) and triethylamine (2.1 mL, 15 mmol). This mixture was cooled to 0 °C and acryloyl chloride (812 µL, 10 mmol) was added dropwise with stirring. After 2 h, the reaction was quenched by adding methanol (about 2 mL) at 0 °C and the resulting mixture was stirred at room temperature for 15 min and then concentrated *in vacuo*. Dichloromethane (30 mL) and water (30 mL) were added to the residue and this mixture was mixed thoroughly. The layers were separated and the aqueous layer was extracted with dichloromethane (20 mL). The organic layers were combined, dried (Na₂SO₄), filtered and the solvent was removed *in vacuo* to give the title compound as a brown foamy solid.

Preparation 82

25 Methyl 4-{3-[(S)-3-(Carbamoyldiphenylmethyl)pyrrolidin-1-yl]propionylamino}-5-chloro-2-methoxybenzoate

To the crude product from Preparation 81 is added the product of Preparation 1 (4.5 mmol) and a mixture of THF (22.5 mL) and methanol (2.5 mL). This mixture is heated at 50 °C with stirring for 16 h and then the solvent is removed *in vacuo*. The residue is chromatographed to give the title compound.

Preparation 83**3-[(S)-3-(Carbamoyldiphenylmethyl)pyrrolidin-1-yl]-N-(2-chloro-4-hydroxymethyl-5-methoxyphenyl)propionamide**

To a solution of the product of Preparation 82 (1.45 mmol) in a mixture of THF (4.5 mL) and methanol (0.5 mL) at 0 °C is added lithium borohydride (32 mg, 1.45 mmol). The reaction mixture is allowed to warm to room temperature and is stirred for 41 h. The reaction is then quenched by adding 1N aqueous hydrochloric acid at 0 °C until no more bubbling is observed and this mixture is stirred for 10 min. The solvent is removed *in vacuo* and the residue is dissolved in acetonitrile (about 2 mL). This solution is purified by prep-RP-HPLC. The appropriate fractions are collected and combined and lyophilized to give the title compound as a trifluoroacetate salt. This salt is treated with isopropyl acetate (10 mL) and 1N aqueous sodium hydroxide (10 mL) and the organic layer is collected, dried (Na₂SO₄), filtered and the solvent is removed *in vacuo* to give the title compound.

Preparation 84**3-[(S)-3-(Carbamoyldiphenylmethyl)pyrrolidin-1-yl]-N-(2-chloro-4-formyl-5-methoxyphenyl)propionamide**

To a solution of the product of Preparation 83 (0.3 mmol) in dichloromethane (3 mL) is added dimethyl sulfoxide (213 µL, 3.0 mmol) and diisopropylethylamine (261 µL, 1.5 mmol). This mixture is cooled to -20 °C and sulfur trioxide pyridine complex (238 mg, 1.5 mmol) is added slowly. After 30 min, the reaction mixture is quenched by adding water (about 3 mL). The layers are separated and the organic layer is dried (Na₂SO₄), filtered and the solvent is removed *in vacuo* to give the title compound.

Preparation 85**N-(4-{[(R)-2-(tert-Butyldimethylsilanyloxy)-2-(8-hydroxy-2-oxo-1,2-dihydroquinolin-5-yl)ethylamino]methyl}-2-chloro-5-methoxyphenyl)-3-[(S)-3-(carbamoyldiphenylmethyl)pyrrolidin-1-yl]propionamide**

To the product from Preparation 84 in a mixture of dichloromethane (0.5 mL) and methanol (0.5 mL) is added 5-[(R)-2-amino-1-(tert-butyldimethylsilanyloxy)ethyl]-8-hydroxy-1H-quinolin-2-one acetate (124.1 mg, 3.1 mmol) and the resulting mixture is stirred at room temperature for 1.5 h. Sodium triacetoxyborohydride (190.7 mg, 0.9 mmol) is added and the resulting mixture is stirred at room temperature for 15 h. The reaction is

quenched by adding water (about 0.2 mL) and the mixture is concentrated *in vacuo* to give the title compound.

Example 20

5 **3-[(*S*)-3-(Carbamoyldiphenylmethyl)pyrrolidin-1-yl]-*N*-(2-chloro-4-[[(*R*)-2-hydroxy-2-(8-hydroxy-2-oxo-1,2-dihydroquinolin-5-yl)ethylamino]methyl]-5-methoxyphenyl)-propionamide**

To a suspension of the product of Preparation 85 in dichloromethane (1.0 mL, 0.3 M) is added triethylamine trihydrofluoride (245 μ L, 1.5 mmol). This mixture is stirred at
10 room temperature for 45 h and then the mixture is concentrated *in vacuo*. The residue is dissolved in a mixture of DMF (0.5 mL), acetonitrile/water (1:1, with 0.1% TFA, 0.6 mL), TFA (0.3 mL) and acetonitrile (about 1 mL) and this mixture is purified by prep-RP-HPLC. The appropriate fractions are collected and combined and lyophilized to give the title compound as the ditrifluoroacetate salt.

15

Examples 21-150

Using the methods described above and the appropriate starting materials, the compounds of Examples 21 to 150 as shown in Table I are prepared.

20 **Preparation 86**

***N*-{2-Benzoyloxy-5-[(*R*)-2-bromo-1-(*tert*-butyldimethylsilyloxy)ethyl]phenyl}-formamide**

(*R*)-2-Bromo-1-(3-formamido-4-benzyloxyphenyl)ethanol (9.9 g, 28 mmol) was dissolved in dimethylformamide (36 mL). Imidazole (2.3 g, 34 mmol) and
25 *tert*-butyldimethylsilyl chloride (4.7 g, 31 mmol) were added. The solution was stirred under nitrogen atmosphere for 72 h. Additional imidazole (0.39 g, 5.7 mmol) and *tert*-butyldimethylsilyl chloride (0.64 g, 4.3 mmol) were added and the reaction was stirred for an additional 20 h. The reaction mixture was then diluted with a mixture of isopropyl acetate (53 mL) and hexanes (27 mL) and transferred to a separatory funnel. The organic
30 layer was washed twice with a mixture of water (27 mL) and saturated aqueous sodium chloride (27 mL) followed by a final wash with saturated aqueous sodium chloride (27 mL). The organic layer was dried over sodium sulfate. Silica gel (23.6 g) and hexanes (27 mL) were added and the suspension was stirred for 10 min. The solids were removed

by filtration and the filtrate concentrated under vacuum. The residue was crystallized from hexanes (45 mL) to afford 8.85 g (19 mmol, 68 %) of the title compound as a solid. MS m/z : $[M + H^+]$ calcd for $C_{22}H_{30}NO_3SiBr$ 464.1; found 464.2.

The starting material, (*R*)-2-bromo-1-(3-formamido-4-benzyloxyphenyl)ethanol, can be prepared as described in U.S. Patent No. 6,268,533 B1; or R. Hett et al., *Organic Process Research and Development*, **1998**, 2:96-99; or using procedures similar to those described in Hong et al., *Tetrahedron Lett.*, **1994**, 35:6631; or similar to those described in U.S. Patent No. 5,495,054.

10 Preparation 87

2-((*S*)-1-{9-[(*R*)-2-(4-Benzyloxy-3-formylaminophenyl)-2-(*tert*-butyldimethylsilyloxy)ethylamino]nonyl}pyrrolidin-3-yl)-2,2-diphenylacetamide

The product of Preparation 86 (500 mg, 1.008 mmol) and sodium iodide (243 mg, 1.62 mmol) are stirred in tetrahydrofuran (0.5 mL) for 15 min at ambient temperature. The product of Preparation 10 (1.29 mmol) and sodium bicarbonate (272 mg, 3.24 mmol) are then added and the reaction mixture is heated at 80 °C for 24 h. The reaction mixture is then allowed to cool. Water (2 mL) is then added and the mixture is extracted with dichloromethane (2 x 2 mL). The combined organic extracts are washed with 1M hydrochloric acid (2 x 1 mL), dried (magnesium sulfate) and the solvent is removed under reduced pressure. The crude residue is purified by flash chromatography to give the title compound.

Preparation 88

2-((*S*)-1-{9-[(*R*)-2-(4-Benzyloxy-3-formylaminophenyl)-2-hydroxyethylamino]nonyl}-pyrrolidin-3-yl)-2,2-diphenylacetamide

To a stirred solution of the product of Preparation 87 (0.44 mmol) in tetrahydrofuran (2.2 mL) at ambient temperature is added triethylamine trihydrofluoride (108 μ L, 0.66 mmol). The reaction mixture is stirred for 24 h and then diluted with dichloromethane (5 mL) and washed with 1M hydrochloric acid (2 mL) and saturated aqueous sodium bicarbonate (2 mL). The organic phase is dried (magnesium sulfate) and the solvent is removed under reduced pressure to give the title compound.

Example 151**2-((*S*)-1-{9-[(*R*)-2-(3-Formylamino-4-hydroxyphenyl)-2-hydroxyethylamino]nonyl}-pyrrolidin-3-yl)-2,2-diphenylacetamide**

Palladium (10 wt. % (dry basis) on activated carbon) (124 mg) is added to a stirred
5 solution of the product of Preparation 88 (0.44 mmol) in ethanol (4 mL) and the reaction
mixture is placed under an atmosphere of hydrogen. After stirring for 12 h, the reaction
mixture is filtered through a pad of Celite, washed with methanol (2 mL) and the solvent is
removed under reduced pressure. The resulting residue is purified by preparative HPLC to
give the title compound as the ditrifluoroacetate salt.

10

Examples 152-300

Using the methods described above and the appropriate starting materials, the
compounds of Examples 152 to 300 as shown in Table II are prepared.

15 Preparation 89**6-(2-Bromo-(*R*)-1-*tert*-butyldimethylsilyloxy)ethyl-2,2-dimethyl-1,3-benzodioxan****(a) 6-Bromo-2,2-dimethyl-4H-benzo[1,3]dioxine**

To 5-bromo-2-hydroxybenzyl alcohol (93 g, 0.46 mol, available from Sigma-
Aldrich) in 2.0 L of 2,2-dimethoxypropane was added 700 mL of acetone, followed by
20 zinc chloride (170 g). After stirring for 18 hours, 1.0 M aqueous sodium hydroxide was
added until the aqueous phase was basic. Diethyl ether (1.5 L) was added to the slurry and
the organic phase was decanted into a separatory funnel. The organic phase was washed
with brine, dried over Na₂SO₄, filtered and concentrated under reduced pressure to give the
title compound as an oil.

25

(b) 6-Acetyl-2,2-dimethyl-4H-benzo[1,3]dioxine

To the product of step (a) (110 g, 0.46 mol) in 1.0 L of THF at -78 °C was added
236 mL (0.51 mol) of 2.14 M *n*-butyllithium in hexanes via a dropping funnel. After
30 minutes, *N*-methyl-*N*-methoxy acetamide (71 g, 0.69 mol, available from TCI) was
added. After 2 hours, the reaction mixture was quenched with water, diluted with 2.0 L of
1.0 M aqueous phosphate buffer (pH = 7.0) and extracted once with diethyl ether. The
diethyl ether phase was washed once with brine, dried over Na₂SO₄, filtered and
concentrated under reduced pressure to give a light orange oil. The oil was dissolved in a

minimum volume of ethyl acetate, diluted with hexanes, and to give the title compound as a crystalline solid.

(c) 6-Bromoacetyl-2,2-dimethyl-4H-benzo[1,3]dioxine

5 To the product of step (b) (23.4 g, 0.113 mol) in 600 mL of THF at -78°C was added 135 mL of 1.0 M sodium hexamethyldisilazane in THF (Sigma-Aldrich). After 1 hour, trimethylsilyl chloride (15.8 mL, 0.124 mol) was added. After another 30 minutes, bromine (5.82 mL, 0.113 mol) was added. After 10 minutes, the reaction was quenched by diluting the reaction mixture with diethyl ether and pouring it onto 500 mL of 5% aqueous
10 Na_2SO_3 premixed with 500 mL of 5% aqueous NaHCO_3 . The phases were separated and the organic phase was washed with brine, dried over Na_2SO_4 , filtered and concentrated under reduced pressure to give the title compound as an oil that solidified upon storage in the freezer.

15 **(d) (*R*)-2-Bromo-1-(2,2-dimethyl-4H-benzo[1,3]dioxin-6-yl)ethanol**

To the product of step (c) (10 g, 35.1 mmol) in 100 mL of THF was added the solid catalyst of Preparation 13, step (c)(1) (0.97 g, 3.5 mmol). The solution was cooled to between -20°C and -10°C and $\text{BH}_3\text{-THF}$ (35 mL, 35 mmol) diluted with 50 mL THF was added dropwise via a dropping funnel. After the addition was complete, the reaction
20 mixture was allowed to warm to ambient temperature. After 30 minutes, the reaction mixture was quenched by slow addition of 50 mL of methanol and then concentrated to a thick oil. The oil was purified by silica gel chromatography eluted with 1:2 ethyl acetate/hexanes. The fractions were combined and concentrated to give the title compound as an off-white solid.

25

(e) [(*R*)-2-Bromo-1-(2,2-dimethyl-4H-benzo[1,3]dioxin-6-yl)ethoxy]-*tert*-butyldimethylsilane

To the product of step (d) (10 g, 34.8 mmol) and imidazole (4.7 g, 69.7 mmol) dissolved in 100 mL DMF was added *tert*-butyldimethylsilyl chloride (5.78 g, 38.3 mmol).
30 The reaction mixture was stirred for 18 hours. The reaction mixture was then partitioned between 200 mL of saturated sodium chloride and 200 mL of diethyl ether. The aqueous layer was extracted with 200 mL of diethyl ether. The organic layers were then combined, washed with saturated sodium chloride (3 x 100 mL), dried over MgSO_4 and concentrated.

The product was purified by silica gel chromatography, eluting with hexanes followed by 5% ethyl acetate in hexanes. The desired fractions were combined and concentrated to give the title compound as an oil.

5 Preparation 90

2-((*S*)-1-{9-[(*R*)-2-(*tert*-Butyldimethylsilanyloxy)-2-(2,2-dimethyl-4H-benzo[1,3]dioxin-6-yl)ethylamino]nonyl}pyrrolidin-3-yl)-2,2-diphenylacetamide

The product of Preparation 89 (802 mg, 2.00 mmol) and sodium iodide (300 mg, 2.00 mmol) are stirred in tetrahydrofuran (0.77 mL) for 15 min at ambient temperature.

- 10 The product of Preparation 10 (1.54 mmol) and sodium bicarbonate (388 mg, 4.62 mmol) are added and the reaction mixture is heated at 80 °C for 24 h. The reaction mixture is then cooled and water (2 mL) is added. The mixture is then extracted with dichloromethane (2 x 2 mL). The combined organic extracts are dried (magnesium sulfate) and the solvent is removed under reduced pressure. The crude residue is purified by flash chromatography
- 15 to give the title compound.

Preparation 91

2-((*S*)-1-{9-[(*R*)-2-(2,2-Dimethyl-4H-benzo[1,3]dioxin-6-yl)-2-hydroxyethylamino]nonyl}pyrrolidin-3-yl)-2,2-diphenylacetamide

- 20 Triethylamine trihydrofluoride (342 µL, 2.10 mmol) is added to a stirred solution of the Product of Preparation 90 (1.05 mmol) in dichloromethane (10.5 mL) at ambient temperature. The reaction mixture is stirred for 24 h and it is then diluted with dichloromethane (20 mL) and washed with saturated aqueous sodium bicarbonate (15 mL). The organic layer is dried (magnesium sulfate) and the solvent is removed under reduced
- 25 pressure to give the title compound.

Example 301

2-((*S*)-1-{9-[(*R*)-2-Hydroxy-2-(4-hydroxy-3-hydroxymethylphenyl)ethylamino]nonyl}pyrrolidin-3-yl)-2,2-diphenylacetamide

- 30 Trifluoroacetic acid (2.80 mL) is added to a stirred solution of the product of Preparation 91 (0.93 mmol) in THF/H₂O (14 mL, 1:1) and the reaction mixture is stirred for 2 h at ambient temperature. The reaction mixture is concentrated under reduced

pressure and dissolved in 20% MeCN/H₂O then purified by preparative HPLC to yield the title compound.

Preparation 92

5 **2,2-Diphenyl-2-piperidin-4-ylacetamide**

The title compound is prepared as the fumaric acid salt by the procedure of Walsh et al., *J. Med.Chem.* **1989**, 105-118 (Methods P-S on page 115); or by the procedure in EP 0 178 947, published April 23, 1986 (Preparation 15 on page 19, lines 20-36).

10 **Preparation 93**

2-Cyclobutyl-2-phenyl-2-(S)-pyrrolidin-3-ylacetamide

The title compound is prepared by the procedure described in Preparation 1 by substituting 2-cyclobutyl-2-phenylacetonitrile in place of diphenylacetonitrile.

Alternatively, the reaction conditions described in Examples 1 and 6 of U.S. Patent No 15 3,984,557, issued October 5, 1976, may be used by substituting 2-cyclobutyl-2-phenylacetonitrile in place of α -phenyl- α -(2-pyridyl)acetonitrile, and toluene-4-sulfonic acid (S)-1-benzylpyrrolidin-3-yl ester in place of 1-isobutyl-3-chloropyrrolidine.

Preparation 94

20 **2-Cyclopentyl-2-phenyl-2-(S)-pyrrolidin-3-ylacetamide**

The title compound is prepared by the procedure described in Preparation 1 by substituting 2-cyclopentyl-2-phenylacetonitrile in place of diphenylacetonitrile.

Alternatively, the reaction conditions described in Examples 1 and 6 of U.S. Patent No 3,984,557, issued October 5, 1976, may be used by substituting 2-cyclopentyl-2-25 phenylacetonitrile in place of α -phenyl- α -(2-pyridyl)acetonitrile, and toluene-4-sulfonic acid (S)-1-benzylpyrrolidin-3-yl ester in place of 1-isobutyl-3-chloropyrrolidine.

Preparation 95**2-Cyclohexyl-2-phenyl-2-(S)-pyrrolidin-3-ylacetamide**

The title compound is prepared by the procedure described in Preparation 1 by substituting 2-cyclohexyl-2-phenylacetonitrile in place of diphenylacetonitrile.

- 5 Alternatively, the reaction conditions described in Examples 1 and 6 of U.S. Patent No 3,984,557, issued October 5, 1976, may be used by substituting 2-cyclohexyl-2-phenylacetonitrile in place of α -phenyl- α -(2-pyridyl)acetonitrile, and toluene-4-sulfonic acid (S)-1-benzylpyrrolidin-3-yl ester in place of 1-isobutyl-3-chloropyrrolidine.

10 **Preparation 96**

2-Phenyl-2-(pyridin-2-yl)-2-(S)-pyrrolidin-3-ylacetamide

The title compound is prepared by the procedures described in Examples 1 and 6 of U.S. Patent No 3,984,557, issued October 5, 1976, and using steps (c) and (d) of Preparation 1.

15

Preparation 97**2-Phenyl-2-(S)-pyrrolidin-3-yl-2-(thien-2-yl)acetamide**

The title compound is prepared by the procedure described in Preparation 1 by substituting 2-(thien-2-yl)-2-phenylacetonitrile in place of diphenylacetonitrile.

- 20 Alternatively, the reaction conditions described in Examples 1 and 6 of U.S. Patent No 3,984,557, issued October 5, 1976, may be used by substituting 2-(thien-2-yl)-2-phenylacetonitrile in place of α -phenyl- α -(2-pyridyl)acetonitrile, and toluene-4-sulfonic acid (S)-1-benzylpyrrolidin-3-yl ester in place of 1-isobutyl-3-chloropyrrolidine.

25 **Preparation 98**

2-(S)-Pyrrolidin-3-yl-2,2-di(thien-2-yl)acetamide

The title compound is prepared by the procedure described in Preparation 1 by substituting dithien-2-yl)acetonitrile in place of diphenylacetonitrile. Alternatively, the reaction conditions described in Examples 1 and 6 of U.S. Patent No 3,984,557, issued

30 October 5, 1976, may be used by substituting di(thien-2-yl)acetonitrile in place of α -phenyl- α -(2-pyridyl)acetonitrile, and toluene-4-sulfonic acid (S)-1-benzylpyrrolidin-3-yl ester in place of 1-isobutyl-3-chloropyrrolidine.

Preparation 99***N,N*-Dimethyl-2,2-diphenyl-2-pyrrolidin-3-ylacetamide**

The title compound is prepared as the fumarate salt by the procedure described in Example 5 of U.S. Patent No. 4,002,766, issued January 11, 1977. The fumarate salt of the
5 title compound has a reported melting point of 159-160 °C.

Preparation 100**3-Phenyl-3-(*S*)-pyrrolidin-3-yl-1,3-dihydroindol-2-one**

The title compound is prepared as described in WO 98/54167, published on
10 December 5, 2000.

Preparation A**Cell Culture and Membrane Preparation From Cells Expressing Human β_1 , β_2 or β_3 Adrenergic Receptors**

15 Chinese hamster ovarian (CHO) cell lines stably expressing cloned human β_1 , β_2 or β_3 adrenergic receptors, respectively, were grown to near confluency in Hams F-12 media with 10% FBS in the presence of 500 μ g/mL Geneticin. The cell monolayer was lifted with 2mM EDTA in PBS. Cells were pelleted by centrifugation at 1,000 rpm, and cell pellets were either stored frozen at -80 °C or membranes were prepared immediately for
20 use. For preparation of β_1 and β_2 receptor expressing membranes, cell pellets were re-suspended in lysis buffer (10 mM HEPES/HCl, 10mM EDTA, pH 7.4 at 4°C) and homogenized using a tight-fitting Dounce glass homogenizer (30 strokes) on ice. For the more protease-sensitive β_3 receptor expressing membranes, cell pellets were homogenated in lysis buffer (10mM Tris/HCl, pH 7.4) supplemented with one tablet of "Complete
25 Protease Inhibitor Cocktail Tablets with 2 mM EDTA" per 50 mL buffer (Roche Catalog No. 1697498, Roche Molecular Biochemicals, Indianapolis, IN). The homogenate was centrifuged at 20,000 x g, and the resulting pellet was washed once with lysis buffer by re-suspension and centrifugation as above. The final pellet was then re-suspended in ice-cold binding assay buffer (75 mM Tris/HCl pH 7.4, 12.5mM MgCl₂, 1 mM EDTA). The
30 protein concentration of the membrane suspension was determined by the methods described in Lowry et al., 1951, *Journal of Biological Chemistry*, 193, 265; and Bradford, *Analytical Biochemistry*, 1976, 72, 248-54. All membranes were stored frozen in aliquots at -80 °C or used immediately.

Preparation B

Cell Culture and Membrane Preparation From Cells Expressing Human M_1 , M_2 , M_3 and M_4 Muscarinic Receptors

5 CHO cell lines stably expressing cloned human hM₁, hM₂, hM₃ and hM₄ muscarinic receptor subtypes, respectively, were grown to near confluency in HAM's F-12 media supplemented with 10% FBS and 250 µg/mL Geneticin. The cells were grown in a 5% CO₂, 37 °C incubator and lifted with 2 mM EDTA in dPBS. Cells were collected by 5 minute centrifugation at 650 x g, and cell pellets were either stored frozen at -80 °C or
10 membranes were prepared immediately for use. For membrane preparation, cell pellets were resuspended in lysis buffer and homogenized with a Polytron PT-2100 tissue disrupter (Kinematica AG; 20 seconds x 2 bursts). Crude membranes were centrifuged at 40,000 x g for 15 minutes at 4°C. The membrane pellet was then resuspended with re-suspension buffer and homogenized again with the Polytron tissue disrupter. The protein
15 concentration of the membrane suspension was determined by the method described in Lowry et al., 1951, *Journal of Biochemistry*, 193, 265. All membranes were stored frozen in aliquots at -80 °C or used immediately. Aliquots of prepared hM₅ receptor membranes were purchased directly from Perkin Elmer and stored at -80 °C until use.

20 Assay Test Procedure A

Radioligand Binding Assay for Human β_1 , β_2 and β_3 Adrenergic Receptors

Binding assays were performed in 96-well microtiter plates in a total assay volume of 100 µL with 10-15 µg of membrane protein containing the human β_1 , β_2 or β_3 adrenergic receptors in assay buffer (75 mM Tris/HCl pH 7.4 at 25°C, 12.5 mM MgCl₂,
25 1 mM EDTA, 0.2% BSA). Saturation binding studies for determination of K_d values of the radioligand were done using [³H]-dihydroalprenolol (NET-720, 100 Ci/mmol, PerkinElmer Life Sciences Inc., Boston, MA) for the β_1 and β_2 receptors and [¹²⁵I]-(-)-iodocyanopindolol (NEX-189, 220 Ci/mmol, PerkinElmer Life Sciences Inc., Boston, MA) at 10 or 11 different concentrations ranging from 0.01 nM to 20 nM. Displacement assays
30 for determination of K_i values of test compounds were done with [³H]-dihydroalprenolol at 1 nM and [¹²⁵I]-(-)-iodocyanopindolol at 0.5 nM for 10 or 11 different concentrations of test compound ranging from 10 pM to 10 µM. Non-specific binding was determined in the presence of 10 µM propranolol. Assays were incubated for 1 hour at 37°C, and then

binding reactions were terminated by rapid filtration over GF/B for the β_1 and β_2 receptors or GF/C glass fiber filter plates for the β_3 receptors (Packard BioScience Co., Meriden, CT) presoaked in 0.3% polyethyleneimine. Filter plates were washed three times with filtration buffer (75 mM Tris/HCl pH 7.4 at 4°C, 12.5 mM MgCl₂, 1 mM EDTA) to
5 remove unbound radioactivity. The plates were then dried and 50 μ L of Microscint-20 liquid scintillation fluid (Packard BioScience Co., Meriden, CT) was added and plates were counted in a Packard Topcount liquid scintillation counter (Packard BioScience Co., Meriden, CT). Binding data were analyzed by nonlinear regression analysis with the GraphPad Prism Software package (GraphPad Software, Inc., San Diego, CA) using the
10 3-parameter model for one-site competition. The curve minimum was fixed to the value for nonspecific binding, as determined in the presence of 10 μ M propranolol. K_i values for test compounds were calculated from observed IC₅₀ values and the K_d value of the radioligand using the Cheng-Prusoff equation (Cheng Y, and Prusoff WH., *Biochemical Pharmacology*, 1973, 22, 23, 3099-108).

15 In this assay, a lower K_i value indicates that a test compound has a higher binding affinity for the receptor tested. Exemplified compound of this invention that were tested in this assay typically were found to have a K_i value of less than about 300 nM for the β_2 adrenergic receptor. For example, the compound of Example 1 was found to have K_i value of less than 50 nM.

20 If desired, the receptor subtype selectivity for a test compound can be calculated as the ratio of $K_i(\beta_1)/K_i(\beta_2)$ or $K_i(\beta_3)/K_i(\beta_2)$. Typically, compounds of this invention demonstrated greater binding at the β_2 adrenergic receptor compared to the β_1 or β_3 adrenergic receptor, i.e. $K_i(\beta_1)$ or $K_i(\beta_3)$ is typically greater than $K_i(\beta_2)$. Generally, compounds having selectivity for the β_2 adrenergic receptor over the β_1 or β_3 adrenergic
25 receptors are preferred; especially compounds having a selectivity greater than about 5; and in particular, greater than about 8. By way of example, the compound of Example 1 had a ratio of $K_i(\beta_1)/K_i(\beta_2)$ greater than 8.

Assay Test Procedure B

30 Radioligand Binding Assay for Muscarinic Receptors

Radioligand binding assays for cloned human muscarinic receptors were performed in 96-well microtiter plates in a total assay volume of 100 μ L. CHO cell membranes stably

expressing either the hM₁, hM₂, hM₃, hM₄ or hM₅ muscarinic subtype were diluted in assay buffer to the following specific target protein concentrations (μg/well): 10 μg for hM₁, 10-15 μg for hM₂, 10-20 μg for hM₃, 10-20 μg for hM₄, and 10-12 μg for hM₅ to get similar signals (cpm). The membranes were briefly homogenized using a Polytron tissue
5 disruptor (10 seconds) prior to assay plate addition. Saturation binding studies for determining K_D values of the radioligand were performed using L-[N-methyl-³H]scopolamine methyl chloride ([³H]-NMS) (TRK666, 84.0 Ci/mmol, Amersham Pharmacia Biotech, Buckinghamshire, England) at concentrations ranging from 0.001 nM to 20 nM. Displacement assays for determination of K_i values of test compounds were
10 performed with [³H]-NMS at 1 nM and eleven different test compound concentrations. The test compounds were initially dissolved to a concentration of 400 μM in dilution buffer and then serially diluted 5x with dilution buffer to final concentrations ranging from 10 pM to 100 μM. The addition order and volumes to the assay plates were as follows: 25 μL radioligand, 25 μL diluted test compound, and 50 μL membranes. Assay plates were
15 incubated for 60 minutes at 37°C. Binding reactions were terminated by rapid filtration over GF/B glass fiber filter plates (PerkinElmer Inc., Wellesley, MA) pre-treated in 1% BSA. Filter plates were rinsed three times with wash buffer (10 mM HEPES) to remove unbound radioactivity. The plates were then air dried and 50 μL Microscint-20 liquid scintillation fluid (PerkinElmer Inc., Wellesley, MA) was added to each well. The plates
20 were then counted in a PerkinElmer Topcount liquid scintillation counter (PerkinElmer Inc., Wellesley, MA). Binding data were analyzed by nonlinear regression analysis with the GraphPad Prism Software package (GraphPad Software, Inc., San Diego, CA) using the one-site competition model. K_i values for test compounds were calculated from observed IC₅₀ values and the K_D value of the radioligand using the Cheng-Prusoff equation
25 (Cheng Y; Prusoff WH. (1973) *Biochemical Pharmacology*, 22(23):3099-108). K_i values were converted to pK_i values to determine the geometric mean and 95% confidence intervals. These summary statistics were then converted back to K_i values for data reporting.

In this assay, a lower K_i value indicates that the test compound has a higher binding
30 affinity for the receptor tested. Exemplified compound of this invention that were tested in this assay typically were found to have a K_i value of less than about 300 nM for the M₃ muscarinic receptor. For example, the compound of Example 1 was found to have K_i values of less than 50 nM.

Assay Test Procedure C

Whole-cell cAMP Flashplate Assay in CHO Cell Lines Heterologously Expressing Human β_1 , β_2 or β_3 Adrenergic Receptors

5 cAMP assays were performed in a radioimmunoassay format using the Flashplate Adenylyl Cyclase Activation Assay System with [125 I]-cAMP (NEN SMP004, PerkinElmer Life Sciences Inc., Boston, MA), according to the manufacturers instructions. For the determination of β receptor agonist potency (EC_{50}), CHO-K1 cell lines stably expressing cloned human β_1 , β_2 or β_3 adrenergic receptors were grown to near confluency
10 in HAM's F-12 media supplemented with 10% FBS and Geneticin (250 μ g/mL). Cells were rinsed with PBS and detached in dPBS (Dulbecco's Phosphate Buffered Saline, without $CaCl_2$ and $MgCl_2$) containing 2 mM EDTA or Trypsin-EDTA solution (0.05% trypsin/0.53 mM EDTA). After counting cells in Coulter cell counter, cells were pelleted by centrifugation at 1,000 rpm and re-suspended in stimulation buffer containing IBMX
15 (PerkinElmer Kit) pre-warmed to room temperature to a concentration of 1.6×10^6 to 2.8×10^6 cells/mL. About 60,000 to 80,000 cells per well were used in this assay. Test compounds (10 mM in DMSO) were diluted into PBS containing 0.1% BSA in Beckman Biomek-2000 and tested at 11 different concentrations ranging from 100 μ M to 1 pM. Reactions were incubated for 10 min at 37 °C and stopped by adding 100 μ L of cold
20 detection buffer containing [125 I]-cAMP (NEN SMP004, PerkinElmer Life Sciences, Boston, MA). The amount of cAMP produced (pmol/well) was calculated based on the counts observed for the samples and cAMP standards as described in the manufacturer's user manual. Data were analyzed by nonlinear regression analysis with the GraphPad Prism Software package (GraphPad Software, Inc., San Diego, CA) with the sigmoidal
25 equation. The Cheng-Prusoff equation (Cheng Y, and Prusoff WH., *Biochemical Pharmacology*, 1973, 22, 23, 3099-108) was used to calculate the EC_{50} values.

In this assay, a lower EC_{50} value indicates that the test compound has a higher functional activity at the receptor tested. Exemplified compound of this invention that were tested in this assay typically were found to have a EC_{50} value of less than about 300
30 nM for the β_2 adrenergic receptor. For example, the compound of Example 1 was found to have EC_{50} values of less than 10 nM.

If desired, the receptor subtype selectivity for a test compound can be calculated as the ratio of $EC_{50}(\beta_1)/EC_{50}(\beta_2)$ or $EC_{50}(\beta_3)/EC_{50}(\beta_2)$. Typically, compounds of this invention demonstrated greater functional activity at the β_2 adrenergic receptor compared to the β_1 or β_3 adrenergic receptor, i.e. $EC_{50}(\beta_1)$ or $EC_{50}(\beta_3)$ is typically greater than $EC_{50}(\beta_2)$. Generally, compounds having selectivity for the β_2 adrenergic receptor over the β_1 or β_3 adrenergic receptors are preferred; especially compounds having a selectivity greater than about 5; and in particular, greater than about 10. By way of example, the compound of Example 1 had ratios of $EC_{50}(\beta_1)/EC_{50}(\beta_2)$ greater than 10.

10 Assay Test Procedure D

Functional Assays of Antagonism for Muscarinic Receptor Subtypes

A. Blockade of Agonist-Mediated Inhibition of cAMP Accumulation

In this assay, the functional potency of a test compound is determined by measuring the ability of the test compound to block oxotremorine-inhibition of forskolin-mediated cAMP accumulation in CHO-K1 cells expressing the hM_2 receptor. cAMP assays are performed in a radioimmunoassay format using the Flashplate Adenylyl Cyclase Activation Assay System with ^{125}I -cAMP (NEN SMP004B, PerkinElmer Life Sciences Inc., Boston, MA), according to the manufacturer's instructions. Cells are rinsed once with dPBS and lifted with Trypsin-EDTA solution (0.05% trypsin/0.53 mM EDTA) as described in the Cell Culture and Membrane Preparation section above. The detached cells are washed twice by centrifugation at 650 x g for five minutes in 50 mL dPBS. The cell pellet is then re-suspended in 10 mL dPBS, and the cells are counted with a Coulter Z1 Dual Particle Counter (Beckman Coulter, Fullerton, CA). The cells are centrifuged again at 650 x g for five minutes and re-suspended in stimulation buffer to an assay concentration of $1.6 \times 10^6 - 2.8 \times 10^6$ cells/mL.

The test compound is initially dissolved to a concentration of 400 μ M in dilution buffer (dPBS supplemented with 1 mg/mL BSA (0.1%)), and then serially diluted with dilution buffer to final molar concentrations ranging from 100 μ M to 0.1 nM. Oxotremorine is diluted in a similar manner.

To measure oxotremorine inhibition of adenylyl cyclase (AC) activity, 25 μ L forskolin (25 μ M final concentration diluted in dPBS), 25 μ L diluted oxotremorine, and 50 μ L cells are added to agonist assay wells. To measure the ability of a test compound to

block oxotremorine-inhibited AC activity, 25 μ L forskolin and oxotremorine (25 μ M and 5 μ M final concentrations, respectively, diluted in dPBS), 25 μ L diluted test compound, and 50 μ L cells are added to remaining assay wells.

Reactions are incubated for 10 minutes at 37 °C and stopped by addition of 100 μ L ice-cold detection buffer. Plates are sealed, incubated overnight at room temperature and counted the next morning on a PerkinElmer TopCount liquid scintillation counter (PerkinElmer Inc., Wellesley, MA). The amount of cAMP produced (pmol/well) is calculated based on the counts observed for the samples and cAMP standards, as described in the manufacturer's user manual. Data is analyzed by nonlinear regression analysis with the GraphPad Prism Software package (GraphPad Software, Inc., San Diego, CA) using the non-linear regression, one-site competition equation. The Cheng-Prusoff equation is used to calculate the K_i , using the EC_{50} of the oxotremorine concentration-response curve and the oxotremorine assay concentration as the K_D and $[L]$, respectively.

In this assay, a lower K_i value indicates that the test compound has a higher functional activity at the receptor tested. Exemplified compound of this invention are expected to have a K_i value of less than about 300 nM for blockade of oxotremorine-inhibition of forskolin-mediated cAMP accumulation in CHO-K1 cells expressing the hM₂ receptor.

B. Blockade of Agonist-Mediated [³⁵S]GTP γ S Binding

In a second functional assay, the functional potency of test compounds can be determined by measuring the ability of the compounds to block oxotremorine-stimulated [³⁵S]GTP γ S binding in CHO-K1 cells expressing the hM₂ receptor.

At the time of use, frozen membranes are thawed and then diluted in assay buffer with a final target tissue concentration of 5-10 μ g protein per well. The membranes are briefly homogenized using a Polytron PT-2100 tissue disrupter and then added to the assay plates.

The EC_{90} value (effective concentration for 90% maximal response) for stimulation of [³⁵S]GTP γ S binding by the agonist oxotremorine is determined in each experiment.

To determine the ability of a test compound to inhibit oxotremorine-stimulated [³⁵S]GTP γ S binding, the following is added to each well of 96 well plates: 25 μ L of assay buffer with [³⁵S]GTP γ S (0.4nM), 25 μ L of oxotremorine(EC_{90}) and GDP (3uM), 25 μ L of

diluted test compound and 25 μ L CHO cell membranes expressing the hM₂ receptor. The assay plates are then incubated at 37 °C for 60 minutes. The assay plates are filtered over 1% BSA-pretreated GF/B filters using a PerkinElmer 96-well harvester. The plates are rinsed with ice-cold wash buffer for 3 x 3 seconds and then air or vacuum dried.

5 Microscint-20 scintillation liquid (50 μ L) is added to each well, and each plate is sealed and radioactivity counted on a Topcounter (PerkinElmer). Data are analyzed by nonlinear regression analysis with the GraphPad Prism Software package (GraphPad Software, Inc., San Diego, CA) using the non-linear regression, one-site competition equation. The Cheng-Prusoff equation is used to calculate the K_i, using the IC₅₀ values of the
10 concentration-response curve for the test compound and the oxotremorine concentration in the assay as the K_D and [L], ligand concentration, respectively.

In this assay, a lower K_i value indicates that the test compound has a higher functional activity at the receptor tested. Exemplified compound of this invention are expected to have a K_i value of less than about 300 nM for blockade of oxotremorine-
15 stimulated [³⁵S]GTP γ S binding in CHO-K1 cells expressing the hM₂ receptor.

C. Blockade of Agonist-Mediated Calcium Release via FLIPR Assays

Muscarinic receptor subtypes (M₁, M₃ and M₅ receptors), which couple to G_q proteins, activate the phospholipase C (PLC) pathway upon agonist binding to the receptor.
20 As a result, activated PLC hydrolyzes phosphatyl inositol diphosphate (PIP₂) to diacylglycerol (DAG) and phosphatidyl-1,4,5-triphosphate (IP₃), which in turn generates calcium release from intracellular stores, i.e., endoplasmic and sarcoplasmic reticulum. The FLIPR (Molecular Devices, Sunnyvale, CA) assay capitalizes on this increase in intracellular calcium by using a calcium sensitive dye (Fluo-4AM, Molecular Probes,
25 Eugene, OR) that fluoresces when free calcium binds. This fluorescence event is measured in real time by the FLIPR, which detects the change in fluorescence from a monolayer of cells cloned with human M₁ and M₃, and chimpanzee M₅ receptors. Antagonist potency can be determined by the ability of antagonists to inhibit agonist-mediated increases in intracellular calcium.

30 For FLIPR calcium stimulation assays, CHO cells stably expressing the hM₁, hM₃ and cM₅ receptors are seeded into 96-well FLIPR plates the night before the assay is done. Seeded cells are washed twice by Cellwash (MTX Labsystems, Inc.) with FLIPR buffer (10 mM HEPES, pH 7.4, 2 mM calcium chloride, 2.5 mM probenecid in Hank's Buffered

Salt Solution (HBSS) without calcium and magnesium) to remove growth media and leaving 50 μ L/well of FLIPR buffer. The cells are then incubated with 50 μ L/well of 4 μ M FLUO-4AM (a 2X solution was made) for 40 minutes at 37 °C, 5% carbon dioxide. Following the dye incubation period, cells are washed two times with FLIPR buffer, 5 leaving a final volume of 50 μ L/well.

To determine antagonist potency, the dose-dependent stimulation of intracellular Ca^{2+} release for oxotremorine is first determined so that antagonist potency can later be measured against oxotremorine stimulation at an EC_{90} concentration. Cells are first incubated with compound dilution buffer for 20 minutes, followed by agonist addition, 10 which is performed by the FLIPR. An EC_{90} value for oxotremorine is generated according to the method detailed in the FLIPR measurement and data reduction section below, in conjunction with the formula $\text{EC}_F = ((F/100-F)^{1/H}) * \text{EC}_{50}$. An oxotremorine concentration of 3 x EC_F is prepared in stimulation plates such that an EC_{90} concentration of oxotremorine is added to each well in the antagonist inhibition assay plates.

15 The parameters used for the FLIPR are: exposure length of 0.4 seconds, laser strength of 0.5 watts, excitation wavelength of 488 nm, and emission wavelength of 550 nm. Baseline is determined by measuring the change in fluorescence for 10 seconds prior to addition of agonist. Following agonist stimulation, the FLIPR continuously measured the change of fluorescence every 0.5 to 1 second for 1.5 minutes to capture the 20 maximum fluorescence change.

The change of fluorescence is expressed as maximum fluorescence minus baseline fluorescence for each well. The raw data is analyzed against the logarithm of drug concentration by nonlinear regression with GraphPad Prism (GraphPad Software, Inc., San Diego, CA) using the built-in model for sigmoidal dose-response. Antagonist K_i values are 25 determined by Prism using the oxotremorine EC_{50} value as the K_D and the oxotremorine EC_{90} for the ligand concentration according to the Cheng-Prusoff equation (Cheng & Prusoff, 1973).

In this assay, a lower K_i value indicates that the test compound has a higher functional activity at the receptor tested. Exemplified compound of this invention are 30 expected to have a K_i value of less than about 300 nM for blockade of agonist-mediated calcium release in CHO cells stably expressing the hM_1 , hM_3 and cM_5 receptors.

Assay Test Procedure E**Whole-cell cAMP Flashplate Assay With a Lung Epithelial Cell Line Endogenously Expressing Human β_2 Adrenergic Receptor**

For the determination of agonist potencies and efficacies (intrinsic activities) in a cell line expressing endogenous levels of the β_2 adrenergic receptor, a human lung epithelial cell line (BEAS-2B) was used (ATCC CRL-9609, American Type Culture Collection, Manassas, VA) (January B, et al., *British Journal of Pharmacology*, 1998, 123, 4, 701-11). Cells were grown to 75-90% confluency in complete, serum-free medium (LHC-9 MEDIUM containing Epinephrine and Retinoic Acid, cat # 181-500, Biosource International, Camarillo, CA). The day before the assay, medium was switched to LHC-8 (no epinephrine or retinoic acid, cat # 141-500, Biosource International, Camarillo, CA). cAMP assays were performed in a radioimmunoassay format using the Flashplate Adenylyl Cyclase Activation Assay System with [125 I]-cAMP (NEN SMP004, PerkinElmer Life Sciences Inc., Boston, MA), according to the manufacturers instructions.

On the day of the assay, cells were rinsed with PBS, lifted by scraping with 5mM EDTA in PBS, and counted. Cells were pelleted by centrifugation at 1,000 rpm and re-suspended in stimulation buffer pre-warmed to 37 °C at a final concentration of 600,000 cells/mL. Cells were used at a final concentration of 100,000 to 120,000 cells/well in this assay. Test compounds were serially diluted into assay buffer (75 mM Tris/HCl pH 7.4 at 25°C, 12.5 mM $MgCl_2$, 1 mM EDTA, 0.2% BSA) in Beckman Biomek-2000. Test compounds were tested in the assay at 11 different concentrations, ranging from 10 μ M to 10 pM. Reactions were incubated for 10 min at 37 °C and stopped by addition of 100 μ L of ice-cold detection buffer. Plates were sealed, incubated over night at 4 °C and counted the next morning in a Topcount scintillation counter (Packard BioScience Co., Meriden, CT). The amount of cAMP produced per mL of reaction was calculated based on the counts observed for samples and cAMP standards, as described in the manufacturer's user manual. Data were analyzed by nonlinear regression analysis with the GraphPad Prism Software package (GraphPad Software, Inc., San Diego, CA) using the 4-parameter model for sigmoidal dose-response.

In this assay, a lower EC_{50} value indicates that the test compound has a higher functional activity at the receptor tested. Exemplified compound of this invention that were tested in this assay typically were found to have a EC_{50} value of less than about 300

nM for the β_2 adrenergic receptor. For example, the compound of Example 1 was found to have EC₅₀ values of less than 10 nM.

If desired, test compound efficacy (%Eff) was calculated from the ratio of the observed Emax (TOP of the fitted curve) and the maximal response obtained for isoproterenol dose response curve and was expressed as %Eff relative to isoproterenol. Exemplified compounds of this invention tested in this assay typically demonstrated a %Eff greater than about 40.

Assay Test Procedure F

10 Duration of Bronchoprotection In Guinea Pig Models of Acetylcholine-Induced or Histamine-Induced Bronchoconstriction

These *in vivo* assays are used to assess the bronchoprotective effects of test compounds exhibiting both muscarinic receptor antagonist and β_2 adrenergic receptor agonist activity. To isolate muscarinic antagonist activity in the acetylcholine-induced bronchoconstriction model, the animals are administered propanolol, a compound that blocks β receptor activity, prior to the administration of acetylcholine. Duration of bronchoprotection in the histamine-induced bronchoconstriction model reflects β_2 adrenergic receptor agonist activity.

Groups of 6 male guinea pigs (Duncan-Hartley (HsdPoc:DH) Harlan, Madison, WI) weighing between 250 and 350 g are individually identified by cage cards. Throughout the study, animals are allowed access to food and water *ad libitum*.

Test compounds are administered *via* inhalation over 10 minutes in a whole-body exposure dosing chamber (R&S Molds, San Carlos, CA). The dosing chambers are arranged so that an aerosol is simultaneously delivered to 6 individual chambers from a central manifold. Guinea pigs are exposed to an aerosol of a test compound or vehicle (WFI). These aerosols are generated from aqueous solutions using an LC Star Nebulizer Set (Model 22F51, PARI Respiratory Equipment, Inc. Midlothian, VA) driven by a mixture of gases (CO₂ = 5%, O₂ = 21% and N₂ = 74%) at a pressure of 22 psi. The gas flow through the nebulizer at this operating pressure is approximately 3 L/ minute. The generated aerosols are driven into the chambers by positive pressure. No dilution air is used during the delivery of aerosolized solutions. During the 10 minute nebulization, approximately 1.8 mL of solution is nebulized. This value is measured gravimetrically by comparing pre-and post-nebulization weights of the filled nebulizer.

The bronchoprotective effects of test compounds administered *via* inhalation are evaluated using whole body plethysmography at 1.5, 24, 48 and 72 hours post-dose.

Forty-five minutes prior to the start of the pulmonary evaluation, each guinea pig is anesthetized with an intramuscular injection of ketamine (43.75 mg/kg), xylazine (3.50 mg/kg) and acepromazine (1.05 mg/kg). After the surgical site is shaved and cleaned with 70% alcohol, a 2-3 cm midline incision of the ventral aspect of the neck is made. Then, the jugular vein is isolated and cannulated with a saline-filled polyethylene catheter (PE-50, Becton Dickinson, Sparks, MD) to allow for intravenous infusions of acetylcholine (Ach) or histamine in saline. The trachea is then dissected free and cannulated with a 14G teflon tube (#NE- 014, Small Parts, Miami Lakes, FL). If required, anesthesia is maintained by additional intramuscular injections of the aforementioned anesthetic mixture. The depth of anesthesia is monitored and adjusted if the animal responds to pinching of its paw or if the respiration rate is greater than 100 breaths/minute.

Once the cannulations are completed, the animal is placed into a plethysmograph (#PLY3114, Buxco Electronics, Inc., Sharon, CT) and an esophageal pressure cannula (PE-160, Becton Dickinson, Sparks, MD) is inserted to measure pulmonary driving pressure (*pressure*). The teflon tracheal tube is attached to the opening of the plethysmograph to allow the guinea pig to breathe room air from outside the chamber. The chamber is then sealed. A heating lamp is used to maintain body temperature and the guinea pig's lungs are inflated 3 times with 4 mL of air using a 10 mL calibration syringe (#5520 Series, Hans Rudolph, Kansas City, MO) to ensure that the lower airways did not collapse and that the animal did not suffer from hyperventilation.

Once it was determined that baseline values are within the range of 0.3 - 0.9 mL/cm H₂O for compliance and within the range of 0.1 - 0.199 cm H₂O/mL per second for resistance, the pulmonary evaluation is initiated. A Buxco pulmonary measurement computer program enabled the collection and derivation of pulmonary values.

Starting this program initiated the experimental protocol and data collection. The changes in volume over time that occur within the plethysmograph with each breath are measured *via* a Buxco pressure transducer. By integrating this signal over time, a measurement of *flow* is calculated for each breath. This signal, together with the pulmonary driving *pressure* changes, which are collected using a Sensym pressure transducer (#TRD4100), is connected *via* a Buxco (MAX 2270) preamplifier to a data

collection interface (#'s SFT3400 and SFT3813). All other pulmonary parameters are derived from these two inputs.

Baseline values are collected for 5 minutes, after which time the guinea pigs are challenged with Ach or histamine. When evaluating the muscarinic antagonist effects, 5 propanolol (5 mg/Kg, iv) (Sigma-Aldrich, St. Louis, MO) is administered 15 minutes prior to challenge with Ach. Ach (Sigma-Aldrich, St. Louis, MO) (0.1 mg/mL) is infused intravenously for 1 minute from a syringe pump (sp210iw, World Precision Instruments, Inc., Sarasota, FL) at the following doses and prescribed times from the start of the experiment: 1.9 μ g/minute at 5 minutes, 3.8 μ g/minute at 10 minutes, 7.5 μ g/minute at 10 15 minutes, 15.0 μ g/minute at 20 minutes, 30 μ g/minute at 25 minutes and 60 μ g/minute at 30 minutes. Alternatively, bronchoprotection of test compounds is assessed in the acetylcholine challenge model without pretreatment with a beta blocking compound.

When evaluating the β_2 adrenergic receptor agonist effects of test compounds, histamine (25 μ g/mL) (Sigma-Aldrich, St. Louis, MO) is infused intravenously for 15 1 minute from a syringe pump at the following doses and prescribed times from the start of the experiment: 0.5 μ g/minute at 5 minutes, 0.9 μ g/minute at 10 minutes, 1.9 μ g/minute at 15 minutes, 3.8 μ g/minute at 20 minutes, 7.5 μ g/minute at 25 minutes and 15 μ g/minute at 30 minutes. If resistance or compliance does not returned to baseline values at 3 minutes following each Ach or histamine dose, the guinea pig's lungs are inflated 3 times with 20 4 mL of air from a 10 mL calibration syringe. Recorded pulmonary parameters include respiration frequency (breaths/minute), compliance (mL/cm H₂O) and pulmonary resistance (cm H₂O/ mL per second). Once the pulmonary function measurements are completed at minute 35 of this protocol, the guinea pig is removed from the plethysmograph and euthanized by carbon dioxide asphyxiation.

25 The data were evaluated in one of two ways:

(a) Pulmonary resistance (R_L , cm H₂O/mL per second) is calculated from the ratio of "change in pressure" to "the change in flow." The R_L response to ACh (60 μ g/min, IH) is computed for the vehicle and the test compound groups. The mean ACh response in vehicle-treated animals, at each pre-treatment time, is calculated and used to compute % 30 inhibition of ACh response, at the corresponding pre-treatment time, at each test compound dose. Inhibition dose-response curves for ' R_L ' were fitted with a four parameter logistic equation using GraphPad Prism, version 3.00 for Windows (GraphPad Software, San

Diego, California) to estimate bronchoprotective ID₅₀ (dose required to inhibit the ACh (60 µg/min) bronchoconstrictor response by 50%). The equation used is as follows:

$$Y = \text{Min} + (\text{Max} - \text{Min}) / (1 + 10^{((\log \text{ID}_{50} - X) * \text{Hillslope})})$$

5

where X is the logarithm of dose, Y is the response (% Inhibition of ACh induced increase in R_L). Y starts at Min and approaches asymptotically to Max with a sigmoidal shape.

(b) The quantity PD₂, which is defined as the amount of ACh or histamine needed to cause a doubling of the baseline pulmonary resistance, is calculated using the pulmonary resistance values derived from the *flow* and the *pressure* over a range of ACh or histamine challenges using the following equation (derived from the equation used to calculate PC₂₀ values in the clinic (see *Am. Thoracic Soc*, 2000):

$$\text{PD}_2 = \text{antilog} \left[\log C_1 + \frac{(\log C_2 - \log C_1)(2R_0 - R_1)}{R_2 - R_1} \right]$$

15

where:

C₁ = concentration of ACh or histamine preceding C₂

C₂ = concentration of ACh or histamine resulting in at least a 2-fold increase

20 in pulmonary resistance (R_L)

R₀ = Baseline R_L value

R₁ = R_L value after C₁

R₂ = R_L value after C₂

Statistical analysis of the data is performed using a two tailed – Students t-test.

25 A P-value <0.05 was considered significant.

Exemplified compounds of this invention are expected to produce a dose-dependent bronchoprotective effect against MCh-induced bronchoconstriction and His-induced bronchoconstriction. Test compounds having a potency (ID₅₀ at 1.5 h post-dose) of less than about 300 µg/mL for ACh-induced bronchoconstriction and less than about 300 µg/mL for His-induced bronchoconstriction in this assay are generally preferred. Additionally, test compounds having a duration (PD T_{1/2}) of bronchoprotective activity of at least about 24 hours in this assay are generally preferred.

30

Assay Test Procedure G

Einthoven Model for Measuring Changes in Ventilation in Guinea Pigs

The bronchodilator activity of test compounds is evaluated in an anesthetized guinea pig model (the Einthoven model), which uses ventilation pressure as a surrogate measure of airway resistance. See, for example, Einthoven (1892) *Pfugers Arch.* 51: 367 – 445; and Mohammed et al. (2000) *Pulm Pharmacol Ther.* 13(6):287-92. In this model, muscarinic antagonist and β_2 agonist activity is assessed by determining the protective effects against methacholine (MCh) and histamine (His)-induced bronchoconstriction.

10 This assay is conducted using Duncan-Hartley guinea pigs (Harlan, Indianapolis, IN), weighing between 300 and 400 g.

The test compound or vehicle (i.e., sterile water) is dosed by inhalation (IH) over a 10 minute time period in a whole body exposure dosing chamber (R+S Molds, San Carlos, CA) using 5 mL of dosing solution. Animals are exposed to an aerosol, which is generated from an LC Star Nebulizer Set (Model 22F51, PARI Respiratory Equipment, Inc. Midlothian, VA) driven by Bioblend a mixture of gasses (5% CO₂; 21% O₂; and 74% N₂) at a pressure of 22 psi. Pulmonary function is evaluated at various time-points after inhalation dosing.

Forty five minutes prior to the start of pulmonary function evaluation, the guinea pigs are anesthetized with an intramuscular (IM) injection of a mixture of ketamine (13.7 mg/kg/xylazine (3.5 mg/kg)/acepromazine (1.05 mg/kg). A supplemental dose of this mixture (50% of initial dose) is administered as needed. The jugular vein and carotid artery are isolated and cannulated with saline-filled polyethylene catheters (micro-renathane and PE-50, respectively, Beckton Dickinson, Sparks, MD). The carotid artery is connected to a pressure transducer to allow the measurement of blood pressure and the jugular vein cannula is used for IV injection of either MCh or His. The trachea is then dissected free and cannulated with a 14G needle (#NE-014, Small Parts, Miami Lakes, FL). Once the cannulations are complete, the guinea pigs are ventilated using a respirator (Model 683, Harvard Apparatus, Inc., MA) set at a stroke volume of 1mL/100 g body weight but not exceeding 2.5 mL volume, and at a rate of 100 strokes per minute. Ventilation pressure (VP) is measured in the tracheal cannula using a Biopac transducer that is connected to a Biopac (TSD 137C) pre-amplifier. Body temperature is maintained at 37 °C using a heating pad. Prior to initiating data collection, pentobarbital (25mg/kg) is

administered intraperitoneally (IP) to suppress spontaneous breathing and obtain a stable baseline. The changes in VP are recorded on a Biopac Windows data collection interface. Baseline values are collected for at least 5 minutes, after which time guinea pigs are challenged IV non-cumulatively with 2-fold incremental doses of the bronchoconstrictor (MCh or His). When MCh is used as the bronchoconstrictor agent, animals are pre-treated with propranolol (5 mg/kg, IV) to isolate the antimuscarinic effects of the test compound. Changes in VP are recorded using the Acknowledge Data Collection Software (Santa Barbara, CA). After the completion of study, the animals are euthanized.

Change in VP is measured in cm of water. Change in VP (cm H₂O) = peak pressure (after bronchoconstrictor challenge) - peak baseline pressure. The dose-response curve to MCh or His is fitted to a four parameter logistic equation using GraphPad Prism, version 3.00 for Windows (GraphPad Software, San Diego, California). The equation used is as follows:

$$Y = \text{Min} + (\text{Max} - \text{Min}) / (1 + 10^{((\log \text{ID}_{50} - X) * \text{Hillslope})})$$

where X is the logarithm of dose, Y is the response. Y starts at Min and approaches asymptotically to Max with a sigmoidal shape.

The percent inhibition of the bronchoconstrictor response to a submaximal dose of MCh or His is calculated at each dose of the test compound using the following equation:
 % Inhibition of response = $100 - ((\text{peak pressure (after bronchoconstrictor challenge, treated)} - \text{peak baseline pressure (treated)}) * 100\% / (\text{peak pressure (after bronchoconstrictor challenge, water)} - \text{peak baseline pressure (water)}))$. Inhibition curves are fitted using the four parameter logistic equation from GraphPad software. ID₅₀ (dose required to produce 50% inhibition of the bronchoconstrictor response) and Emax (maximal inhibition) are also estimated wherever appropriate.

The magnitude of bronchoprotection at different time-points after inhalation of the test compound is used to estimate the pharmacodynamic half-life (PD T_{1/2}). PD T_{1/2} is determined using a non-linear regression fit using a one-phase exponential decay equation (GraphPad Prism, Version 4.00): $Y = \text{Span} * \exp(-K * X) + \text{Plateau}$; Starts at Span+Plateau and decays to Plateau with a rate constant K. The PD T_{1/2} = 0.69/K. Plateau is constrained to 0.

Exemplified compounds of this invention are expected to produce a dose-dependent bronchoprotective effect against MCh-induced bronchoconstriction and His-induced bronchoconstriction. Generally, test compounds having an ID₅₀ less than about 300 µg/mL for MCh-induced bronchoconstriction and an ID₅₀ less than about 300 µg/mL for His-induced bronchoconstriction at 1.5 hours post-dose in this assay are preferred. Additionally, test compounds having a duration (PD T_{1/2}) of bronchoprotective activity of at least about 24 hours in this assay are generally preferred.

Assay Test Procedure H

10 Inhalation Guinea Pig Salivation Assay

Guinea pigs (Charles River, Wilmington, MA) weighing 200-350 g are acclimated to the in-house guinea pig colony for at least 3 days following arrival. Test compound or vehicle are dosed via inhalation (IH) over a 10 minute time period in a pie shaped dosing chamber (R+S Molds, San Carlos, CA). Test solutions are dissolved in sterile water and delivered using a nebulizer filled with 5.0 mL of dosing solution. Guinea pigs are restrained in the inhalation chamber for 30 minutes. During this time, guinea pigs are restricted to an area of approximately 110 sq. cm. This space is adequate for the animals to turn freely, reposition themselves, and allow for grooming. Following 20 minutes of acclimation, guinea pigs are exposed to an aerosol generated from a LS Star Nebulizer Set (Model 22F51, PARI Respiratory Equipment, Inc. Midlothian, VA) driven by house air at a pressure of 22 psi. Upon completion of nebulization, guinea pigs are evaluated at 1.5, 6, 12, 24, 48, or 72 hrs after treatment.

Guinea pigs are anesthetized one hour before testing with an intramuscular (IM) injection of a mixture of ketamine 43.75 mg/kg, xylazine 3.5 mg/kg, and acepromazine 1.05 mg/kg at an 0.88 mL/kg volume. Animals are placed ventral side up on a heated (37°C) blanket at a 20 degree incline with their head in a downward slope. A 4-ply 2 x 2 inch gauze pad (Nu-Gauze General-use sponges, Johnson and Johnson, Arlington, TX) is inserted in the guinea pig's mouth. Five minutes later, the muscarinic agonist pilocarpine (3.0 mg/kg, s.c.) is administered and the gauze pad is immediately discarded and replaced by a new pre-weighed gauze pad. Saliva is collected for 10 minutes, at which point the gauze pad is weighed and the difference in weight recorded to determine the amount of accumulated saliva (in mg). The mean amount of saliva collected for animals receiving the vehicle and each dose of test compound is calculated. The vehicle group mean is

considered to be 100% salivation. Results are calculated using result means (n = 3 or greater). Confidence intervals (95%) are calculated for each dose at each time point using two-way ANOVA. This model is a modified version of the procedure described in Rechter, "Estimation of anticholinergic drug effects in mice by antagonism against pilocarpine-induced salivation" *Ata Pharmacol Toxicol*, **1996**, 24:243-254.

The mean weight of saliva in vehicle-treated animals, at each pre-treatment time, is calculated and used to compute % inhibition of salivation, at the corresponding pre-treatment time, at each dose. The inhibition dose-response data are fitted to a four parameter logistic equation using GraphPad Prism, version 3.00 for Windows (GraphPad Software, San Diego, California) to estimate anti-sialagogue ID₅₀ (dose required to inhibit 50% of pilocarpine-evoked salivation). The equation used is as follows:

$$Y = \text{Min} + (\text{Max} - \text{Min}) / (1 + 10^{((\log \text{ID}_{50} - X) * \text{Hillslope})})$$

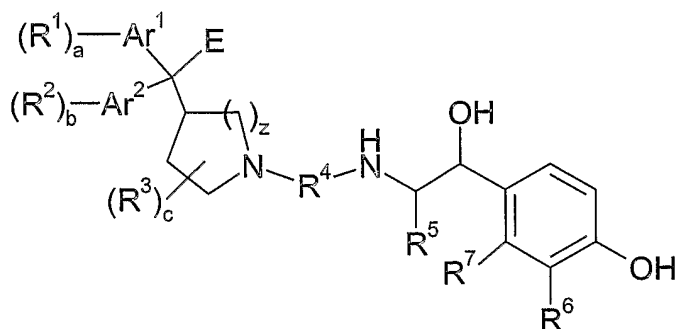
where X is the logarithm of dose, Y is the response (% inhibition of salivation). Y starts at Min and approaches asymptotically to Max with a sigmoidal shape.

The ratio of the anti-sialagogue ID₅₀ to bronchoprotective ID₅₀ is used to compute the apparent lung-selectivity index of the test compound. Generally, compounds having an apparent lung-selectivity index greater than about 5 are preferred. In this assay, the compound of Example 3 had an apparent lung-selectivity index greater than 5.

While the present invention has been described with reference to specific aspects or embodiments thereof, it will be understood by those of ordinary skilled in the art that various changes can be made or equivalents can be substituted without departing from the true spirit and scope of the invention. Additionally, to the extent permitted by applicable patent statutes and regulations, all publications, patents and patent applications cited herein are hereby incorporated by reference in their entirety to the same extent as if each document had been individually incorporated by reference herein.

WHAT IS CLAIMED IS:

1. A compound of formula I:



I

wherein:

Ar¹ represents phenyl, (3-6C)cycloalkyl, (3-5C)heteroaryl or (3-5C)heterocyclyl;
wherein the heteroaryl and heterocyclyl groups contain 1 or 2 ring heteroatoms selected
independently from oxygen, nitrogen and sulfur;

a is 0 or an integer from 1 to 3;

each R¹ is selected independently from (1-4C)alkyl, (2-4C)alkenyl, (2-4C)alkynyl,
(3-6C)cycloalkyl, cyano, halo, -OR^{1a}, -SR^{1b}, -S(O)R^{1c}, -S(O)₂R^{1d}, -NR^{1e}R^{1f} and
-C(O)OR^{1g}; or two adjacent R¹ groups are joined together to form (3-6C)alkylene, (2-
4C)alkylene-O- or -O-(1-4C)alkylene)-O-;

each of R^{1a}, R^{1b}, R^{1c}, R^{1d}, R^{1e}, R^{1f} and R^{1g} is independently hydrogen, (1-4C)alkyl
or phenyl-(1-4C)alkyl;

Ar² represents phenyl, (3-6C)cycloalkyl, (3-5C)heteroaryl or (3-5C)heterocyclyl;
wherein the heteroaryl and heterocyclyl group contain 1 or 2 ring heteroatoms selected
independently from oxygen, nitrogen and sulfur;

b is 0 or an integer of from 1 to 3;

each R² is selected independently from (1-4C)alkyl, (2-4C)alkenyl, (2-4C)alkynyl,
(3-6C)cycloalkyl, cyano, halo, -OR^{2a}, -SR^{2b}, -S(O)R^{2c}, -S(O)₂R^{2d}, -NR^{2e}R^{2f} and
-C(O)OR^{2g}; or two adjacent R² groups are joined together to form (3-6C)alkylene, (2-
4C)alkylene-O- or -O-(1-4C)alkylene)-O-;

each of R^{2a}, R^{2b}, R^{2c}, R^{2d}, R^{2e}, R^{2f} and R^{2g} is independently hydrogen, (1-4C)alkyl
or phenyl-(1-4C)alkyl;

E is -CN, -OH, -C(O)NW^aW^b or -C(O)OW^c;

W^a and W^b are selected independently from hydrogen, (1-4C)alkyl or phenyl-(1-4C)alkyl, or together with the nitrogen atom to which they are attached, W^a and W^b form a pyrrolidin-1-yl, piperidin-1-yl, piperazin-1-yl, morpholin-4-yl or thiomorpholin-4-yl group; or W^a and one R¹ are joined to form a covalent bond;

5 W^c is hydrogen, (1-4C)alkyl or phenyl-(1-4C)alkyl;

c is 0 or an integer of from 1 to 4;

each R³ is independently selected from (1-4C)alkyl, (2-4C)alkenyl, (2-4C)alkynyl, (3-6C)cycloalkyl, cyano, halo, -OR^{3a}, -SR^{3b}, -S(O)R^{3c}, -S(O)₂R^{3d} and -NR^{3e}R^{3f} and -C(O)OR^{3g}; or two R³ groups are joined to form (1-3C)alkylene, (2-

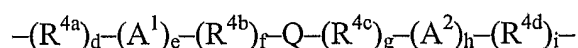
10 3C)alkenylene or oxiran-2,3-diyl;

each of R^{3a}, R^{3b}, R^{3c}, R^{3d}, R^{3e}, R^{3f} and R^{3g} is independently hydrogen, (1-4C)alkyl or phenyl-(1-4C)alkyl;

z is 1 or 2;

R⁴ is a divalent group of the formula:

15



wherein

d, e, f, g, h and i are each independently selected from 0 and 1;

20 R^{4a}, R^{4b}, R^{4c} and R^{4d} are each independently selected from (1-10C)alkylene, (2-10C)alkenylene and (2-10C)alkynylene, wherein each alkylene, alkenylene or alkynylene group is unsubstituted or substituted with from 1 to 5 substituents independently selected from (1-4C)alkyl, fluoro, hydroxy, phenyl and phenyl-(1-4C)alkyl;

A¹ and A² are each independently selected from (3-7C)cycloalkylene, (6-10C)arylene, -O-(6-10C)arylene, (6-10C)arylene-O-, (2-9C)heteroarylene, -O-(2-9C)heteroarylene, (2-9C)heteroarylene-O- and (3-6C)heterocyclene, wherein each cycloalkylene is unsubstituted or substituted with from 1 to 4 substituents selected independently from (1-4C)alkyl, and each arylene, heteroarylene or heterocyclene group is unsubstituted or substituted with from 1 to 4 substituents independently selected from halo, (1-4C)alkyl, (1-4C)alkoxy, -S-(1-4C)alkyl, -S(O)-(1-4C)alkyl, -S(O)₂-(1-4C)alkyl, -C(O)O(1-4C)alkyl, carboxy, cyano, hydroxy, nitro, trifluoromethyl and trifluoromethoxy;

30

Q is selected from a bond, -O-, -C(O)O-, -OC(O)-, -S-, -S(O)-, -S(O)₂-,

-N(Q^a)C(O)-, -C(O)N(Q^b)-, -N(Q^c)S(O)₂-, -S(O)₂N(Q^d)-, -N(Q^e)C(O)N(Q^f)-,
-N(Q^g)S(O)₂N(Q^h)-, -OC(O)N(Qⁱ)-, -N(Q^j)C(O)O- and -N(Q^k);

Q^a, Q^b, Q^c, Q^d, Q^e, Q^f, Q^g, Q^h, Qⁱ, Q^j and Q^k are each independently selected from hydrogen, (1-6C)alkyl, A³ and (1-4C)alkylene-A⁴, wherein the alkyl group is unsubstituted
5 or substituted with from 1 to 3 substituents independently selected from fluoro, hydroxy and (1-4C)alkoxy; or together with the nitrogen atom and the group R^{4b} or R^{4c} to which they are attached, form a 4-6 membered azacycloalkylene group;

A³ and A⁴ are each independently selected from (3-6C)cycloalkyl, (6-10C)aryl, (2-9C)heteroaryl and (3-6C)heterocyclyl, wherein each cycloalkyl is unsubstituted or
10 substituted with from 1 to 4 substituents selected independently from (1-4C)alkyl and each aryl, heteroaryl or heterocyclyl group is unsubstituted or substituted with from 1 to 4 substituents independently selected from halo, (1-4C)alkyl and (1-4C)alkoxy;

provided that the number of contiguous atoms in the shortest chain between the two nitrogen atoms to which R⁴ is attached is in the range of from 4 to 16;

15 R⁵ represents hydrogen or (1-4C)alkyl;

R⁶ is -NR^{6a}CR^{6b}(O) or -CR^{6c}R^{6d}OR^{6e} and R⁷ is hydrogen; or R⁶ and R⁷ together form -NR^{7a}C(O)-CR^{7b}=CR^{7c}-, -CR^{7d}=CR^{7e}-C(O)-NR^{7f}-, -NR^{7g}C(O)-CR^{7h}R⁷ⁱ-CR^{7j}R^{7k}- or -CR^{7l}R^{7m}-CR⁷ⁿR^{7o}-C(O)-NR^{7p}-;

each of R^{6a}, R^{6b}, R^{6c}, R^{6d} and R^{6e} is independently hydrogen or (1-4C)alkyl; and
20 each of R^{7a}, R^{7b}, R^{7c}, R^{7d}, R^{7e}, R^{7f}, R^{7g}, R^{7h}, R⁷ⁱ, R^{7j}, R^{7k}, R^{7l}, R^{7m}, R⁷ⁿ, R^{7o} and R^{7p} is independently hydrogen or (1-4C)alkyl;

wherein each alkyl, alkenyl, alkylene and cycloalkyl group in R¹, R^{1a-g}, R², R^{2a-g}, R³, R^{3a-g}, W^{a-c} is optionally substituted with from 1 to 5 fluoro substituents;

or a pharmaceutically acceptable salt or solvate or stereoisomer thereof.

25

2. The compound of Claim 1, wherein the number of contiguous atoms in the shortest chain between the two nitrogen atoms to which R⁴ is attached is in the range of from 8 to 14.

30

3. The compound of Claim 2, wherein the number of contiguous atoms in the shortest chain between the two nitrogen atoms to which R⁴ is attached is 8, 9, 10 or 11.

4. The compound of any one of Claims 1 to 3, wherein Ar¹ and Ar² independently represent phenyl, (3-6C)cycloalkyl or (3-5C)heteroaryl.

5. The compound of Claim 4, wherein Ar¹ and Ar² are independently selected from phenyl, pyridyl, thienyl, cyclobutyl, cyclopentyl or cyclohexyl.

6. The compound of Claim 5, wherein Ar¹ and Ar² are both phenyl.

7. The compound of any one of Claims 1 to 6, wherein a, b and c are 0.

8. The compound of any one of Claims 1 to 7, wherein E is -C(O)NW^aW^b.

9. The compound of Claim 8, wherein E is -C(O)NH₂.

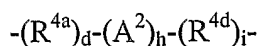
10. The compound of any one of Claims 1 to 9, wherein z is 1.

11. The compound of any one of Claims 1 to 10, wherein R⁶ is -NHCHO or -CH₂OH and R⁷ is hydrogen; or R⁶ and R⁷ together form -NHC(O)-CH=CH-, -CH=CH-C(O)-NH-, -CH₂-CH₂-C(O)NH- or -NHC(O)-CH₂-CH₂-.

12. The compound of any one of Claims 1 to 11, wherein R⁴ is a divalent group of the formula: -(R^{4a})_d- where R^{4a} is (4-10C)alkylene.

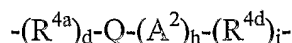
13. The compound of Claim 12, wherein R⁴ is -(CH₂)₈-, -(CH₂)₉-, and -(CH₂)₁₀-.

14. The compound of any one of Claims 1 to 11, wherein R⁴ is a divalent group of the formula:



wherein R^{4a} is (1-10C)alkylene; A² is (6-10C)arylene or (2-9C)heteroarylene; and R^{4d} is (1-10C)alkylene.

15. The compound of any one of Claims 1 to 11, wherein R^4 is a divalent group of the formula:



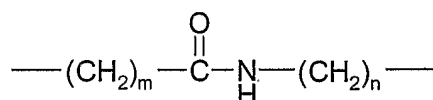
5

wherein Q is -O- or $-N(Q^k)-$; Q^k is hydrogen or (1-3C)alkyl; R^{4a} is (1-10C)alkylene; A^2 is (6-10C)arylene or (2-9C)heteroarylene; and R^{4d} is (1-10C)alkylene.

16. The compound of any one of Claims 1 to 11, wherein Q is $-N(Q^a)C(O)-$ or $-C(O)N(Q^b)-$.

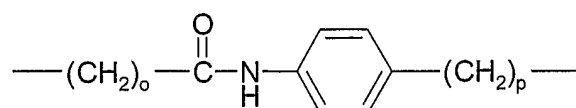
10

17. The compound of Claim 16, wherein R^4 is selected from:



15

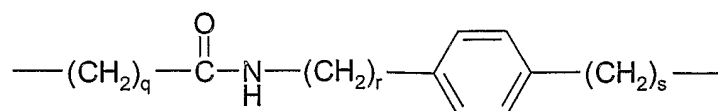
wherein m is an integer from 2 to 10; and n is an integer from 2 to 10; provided that $m + n$ is an integer from 4 to 12;



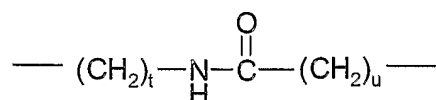
20

wherein o is an integer from 2 to 7; and p is an integer from 1 to 6; provided that $o + p$ is an integer from 3 to 8; and wherein the phen-1,4-ylene group is optionally substituted with from 1 to 4 substituents independently selected from halo, (1-4C)alkyl, (1-4C)alkoxy, $-S-(1-4C)alkyl$, $-S(O)-(1-4C)alkyl$, $-S(O)_2-(1-4C)alkyl$, $-C(O)O(1-4C)alkyl$, carboxy, cyano, hydroxy, nitro, trifluoromethyl and trifluoromethoxy;

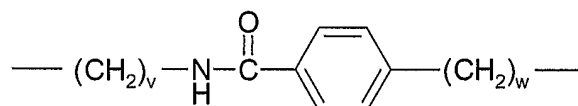
25



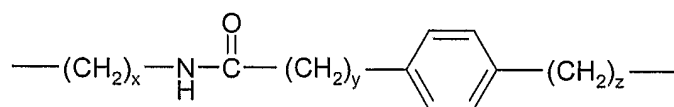
wherein q is an integer from 2 to 6; r is an integer from 1 to 5; and s is an integer from 1 to 5; provided that q + r + s is an integer from 4 to 8; and wherein the phen-1,4-ylene group is optionally substituted with from 1 to 4 substituents independently selected from halo, (1-4C)alkyl, (1-4C)alkoxy, -S-(1-4C)alkyl, -S(O)-(1-4C)alkyl, -S(O)₂-(1-4C)alkyl, -C(O)O(1-4C)alkyl, carboxy, cyano, hydroxy, nitro, trifluoromethyl and trifluoromethoxy;



wherein t is an integer from 2 to 10; and u is an integer from 2 to 10; provided that t + u is an integer from 4 to 12;

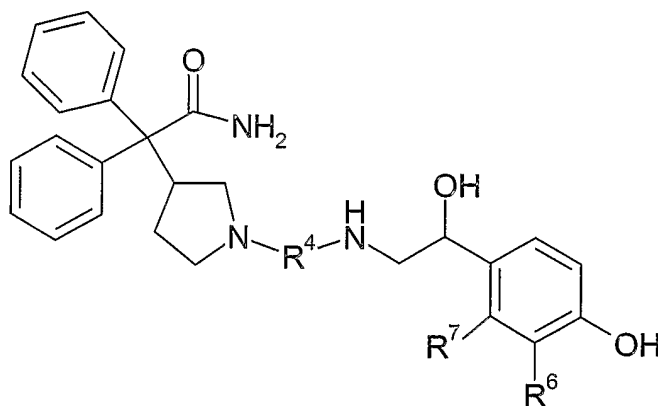


wherein v is an integer from 2 to 7; and w is an integer from 1 to 6; provided that v + w is an integer from 3 to 8; and wherein the phen-1,4-ylene group is optionally substituted with from 1 to 4 substituents independently selected from halo, (1-4C)alkyl, (1-4C)alkoxy, -S-(1-4C)alkyl, -S(O)-(1-4C)alkyl, -S(O)₂-(1-4C)alkyl, -C(O)O(1-4C)alkyl, carboxy, cyano, hydroxy, nitro, trifluoromethyl and trifluoromethoxy; and



wherein x is an integer from 2 to 6; y is an integer from 1 to 5; and z is an integer from 1 to 5; provided that x + y + z is an integer from 4 to 8; and wherein the phen-1,4-ylene group is optionally substituted with from 1 to 4 substituents independently selected from halo, (1-4C)alkyl, (1-4C)alkoxy, -S-(1-4C)alkyl, -S(O)-(1-4C)alkyl, -S(O)₂-(1-4C)alkyl, -C(O)O(1-4C)alkyl, carboxy, cyano, hydroxy, nitro, trifluoromethyl and trifluoromethoxy.

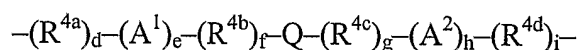
18. A compound of formula II:



II

5 wherein

R^4 is a divalent group of the formula:



10 wherein

d, e, f, g, h and i are each independently selected from 0 and 1;

R^{4a} , R^{4b} , R^{4c} and R^{4d} are each independently selected from (1-10C)alkylene, (2-10C)alkenylene and (2-10C)alkynylene, wherein each alkylene, alkenylene or alkynylene group is unsubstituted or substituted with from 1 to 5 substituents independently selected from (1-4C)alkyl, fluoro, hydroxy, phenyl and phenyl-(1-4C)alkyl;

A^1 and A^2 are each independently selected from (3-7C)cycloalkylene, (6-10C)arylene, -O-(6-10C)arylene, (6-10C)arylene-O-, (2-9C)heteroarylene, -O-(2-9C)heteroarylene, (2-9C)heteroarylene-O- and (3-6C)heterocyclene, wherein each cycloalkylene is unsubstituted or substituted with from 1 to 4 substituents selected

independently from (1-4C)alkyl, and each arylene, heteroarylene or heterocyclene group is unsubstituted or substituted with from 1 to 4 substituents independently selected from halo, (1-4C)alkyl, (1-4C)alkoxy, -S-(1-4C)alkyl, -S(O)-(1-4C)alkyl, -S(O)₂-(1-4C)alkyl, -C(O)O(1-4C)alkyl, carboxy, cyano, hydroxy, nitro, trifluoromethyl and trifluoromethoxy;

Q is selected from a bond, -O-, -C(O)O-, -OC(O)-, -S-, -S(O)-, -S(O)₂-, -N(Q^a)C(O)-, -C(O)N(Q^b)-, -N(Q^c)S(O)₂-, -S(O)₂N(Q^d)-, -N(Q^e)C(O)N(Q^f)-, -N(Q^g)S(O)₂N(Q^h)-, -OC(O)N(Qⁱ)-, -N(Q^j)C(O)O- and -N(Q^k);

$Q^a, Q^b, Q^c, Q^d, Q^e, Q^f, Q^g, Q^h, Q^i, Q^j$ and Q^k are each independently selected from hydrogen, (1-6C)alkyl, A^3 and (1-4C)alkylene- A^4 , wherein the alkyl group is unsubstituted or substituted with from 1 to 3 substituents independently selected from fluoro, hydroxy and (1-4C)alkoxy; or together with the nitrogen atom and the group R^{4b} or R^{4c} to which they are attached, form a 4-6 membered azacycloalkylene group;

A^3 and A^4 are each independently selected from (3-6C)cycloalkyl, (6-10C)aryl, (2-9C)heteroaryl and (3-6C)heterocyclyl, wherein each cycloalkyl is unsubstituted or substituted with from 1 to 4 substituents selected independently from (1-4C)alkyl and each aryl, heteroaryl or heterocyclyl group is unsubstituted or substituted with from 1 to 4 substituents independently selected from halo, (1-4C)alkyl and (1-4C)alkoxy;

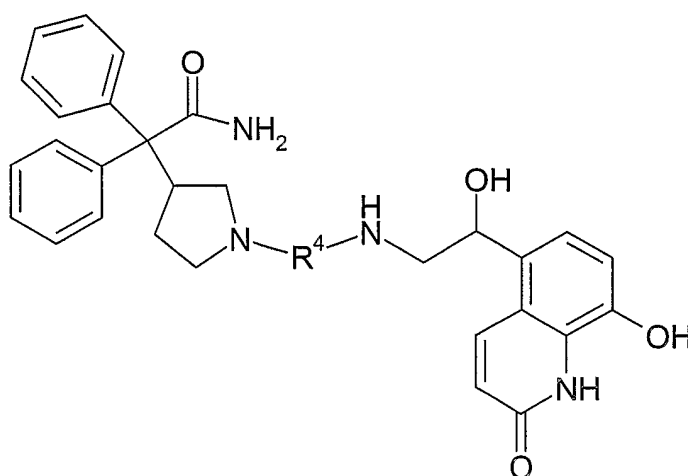
provided that the number of contiguous atoms in the shortest chain between the two nitrogen atoms to which R^4 is attached is in the range of from 4 to 16;

R^6 is $-NR^{6a}CR^{6b}(O)$ or $-CR^{6c}R^{6d}OR^{6e}$ and R^7 is hydrogen; or R^6 and R^7 together form $-NR^{7a}C(O)-CR^{7b}=CR^{7c}-$, $-CR^{7d}=CR^{7e}-C(O)-NR^{7f}-$, $-NR^{7g}C(O)-CR^{7h}R^{7i}-CR^{7j}R^{7k}-$ or $-CR^{7l}R^{7m}-CR^{7n}R^{7o}-C(O)-NR^{7p}-$;

each of $R^{6a}, R^{6b}, R^{6c}, R^{6d}$ and R^{6e} is independently hydrogen or (1-4C)alkyl; and each of $R^{7a}, R^{7b}, R^{7c}, R^{7d}, R^{7e}, R^{7f}, R^{7g}, R^{7h}, R^{7i}, R^{7j}, R^{7k}, R^{7l}, R^{7m}, R^{7n}, R^{7o}$ and R^{7p} is independently hydrogen or (1-4C)alkyl;

or a pharmaceutically acceptable salt or solvate or stereoisomer thereof.

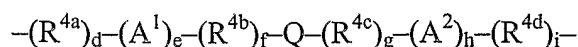
19. A compound of formula III:



III

wherein

R⁴ is a divalent group of the formula:



5 wherein

d, e, f, g, h and i are each independently selected from 0 and 1;

R^{4a}, R^{4b}, R^{4c} and R^{4d} are each independently selected from (1-10C)alkylene, (2-10C)alkenylene and (2-10C)alkynylene, wherein each alkylene, alkenylene or alkynylene group is unsubstituted or substituted with from 1 to 5 substituents independently selected
10 from (1-4C)alkyl, fluoro, hydroxy, phenyl and phenyl-(1-4C)alkyl;

A¹ and A² are each independently selected from (3-7C)cycloalkylene, (6-10C)arylene, -O-(6-10C)arylene, (6-10C)arylene-O-, (2-9C)heteroarylene, -O-(2-9C)heteroarylene, (2-9C)heteroarylene-O- and (3-6C)heterocyclene, wherein each cycloalkylene is unsubstituted or substituted with from 1 to 4 substituents selected
15 independently from (1-4C)alkyl, and each arylene, heteroarylene or heterocyclene group is unsubstituted or substituted with from 1 to 4 substituents independently selected from halo, (1-4C)alkyl, (1-4C)alkoxy, -S-(1-4C)alkyl, -S(O)-(1-4C)alkyl, -S(O)₂-(1-4C)alkyl, -C(O)O(1-4C)alkyl, carboxy, cyano, hydroxy, nitro, trifluoromethyl and trifluoromethoxy;

Q is selected from a bond, -O-, -C(O)O-, -OC(O)-, -S-, -S(O)-, -S(O)₂-,
20 -N(Q^a)C(O)-, -C(O)N(Q^b)-, -N(Q^c)S(O)₂-, -S(O)₂N(Q^d)-, -N(Q^e)C(O)N(Q^f)-, -N(Q^g)S(O)₂N(Q^h)-, -OC(O)N(Qⁱ)-, -N(Q^j)C(O)O- and -N(Q^k);

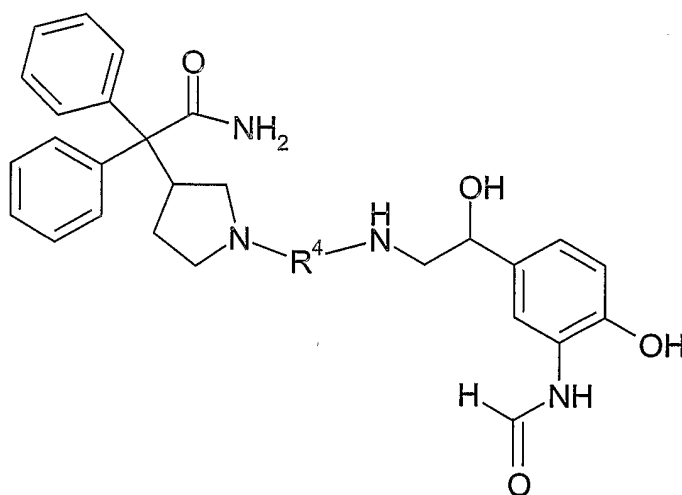
Q^a, Q^b, Q^c, Q^d, Q^e, Q^f, Q^g, Q^h, Qⁱ, Q^j and Q^k are each independently selected from hydrogen, (1-6C)alkyl, A³ and (1-4C)alkylene-A⁴, wherein the alkyl group is unsubstituted or substituted with from 1 to 3 substituents independently selected from fluoro, hydroxy
25 and (1-4C)alkoxy; or together with the nitrogen atom and the group R^{4b} or R^{4c} to which they are attached, form a 4-6 membered azacycloalkylene group;

A³ and A⁴ are each independently selected from (3-6C)cycloalkyl, (6-10C)aryl, (2-9C)heteroaryl and (3-6C)heterocyclyl, wherein each cycloalkyl is unsubstituted or substituted with from 1 to 4 substituents selected independently from (1-4C)alkyl and each
30 aryl, heteroaryl or heterocyclyl group is unsubstituted or substituted with from 1 to 4 substituents independently selected from halo, (1-4C)alkyl and (1-4C)alkoxy;

provided that the number of contiguous atoms in the shortest chain between the two nitrogen atoms to which R⁴ is attached is in the range of from 4 to 16;

or a pharmaceutically acceptable salt or solvate or stereoisomer thereof.

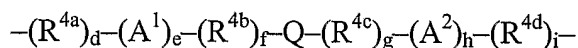
20. A compound of formula IV:



IV

wherein

R^4 is a divalent group of the formula:



wherein

d, e, f, g, h and i are each independently selected from 0 and 1;

R^{4a} , R^{4b} , R^{4c} and R^{4d} are each independently selected from (1-10C)alkylene, (2-10C)alkenylene and (2-10C)alkynylene, wherein each alkylene, alkenylene or alkynylene group is unsubstituted or substituted with from 1 to 5 substituents independently selected from (1-4C)alkyl, fluoro, hydroxy, phenyl and phenyl-(1-4C)alkyl;

A^1 and A^2 are each independently selected from (3-7C)cycloalkylene, (6-10C)arylene, -O-(6-10C)arylene, (6-10C)arylene-O-, (2-9C)heteroarylene, -O-(2-9C)heteroarylene, (2-9C)heteroarylene-O- and (3-6C)heterocyclene, wherein each cycloalkylene is unsubstituted or substituted with from 1 to 4 substituents selected independently from (1-4C)alkyl, and each arylene, heteroarylene or heterocyclene group is unsubstituted or substituted with from 1 to 4 substituents independently selected from halo, (1-4C)alkyl, (1-4C)alkoxy, -S-(1-4C)alkyl, -S(O)-(1-4C)alkyl, -S(O)₂-(1-4C)alkyl,

-C(O)O(1-4C)alkyl, carboxy, cyano, hydroxy, nitro, trifluoromethyl and trifluoromethoxy;

Q is selected from a bond, -O-, -C(O)O-, -OC(O)-, -S-, -S(O)-, -S(O)₂-,

-N(Q^a)C(O)-, -C(O)N(Q^b)-, -N(Q^c)S(O)₂-, -S(O)₂N(Q^d)-, -N(Q^e)C(O)N(Q^f)-,

-N(Q^g)S(O)₂N(Q^h)-, -OC(O)N(Qⁱ)-, -N(Q^j)C(O)O- and -N(Q^k);

5 Q^a, Q^b, Q^c, Q^d, Q^e, Q^f, Q^g, Q^h, Qⁱ, Q^j and Q^k are each independently selected from hydrogen, (1-6C)alkyl, A³ and (1-4C)alkylene-A⁴, wherein the alkyl group is unsubstituted or substituted with from 1 to 3 substituents independently selected from fluoro, hydroxy and (1-4C)alkoxy; or together with the nitrogen atom and the group R^{4b} or R^{4c} to which they are attached, form a 4-6 membered azacycloalkylene group;

10 A³ and A⁴ are each independently selected from (3-6C)cycloalkyl, (6-10C)aryl, (2-9C)heteroaryl and (3-6C)heterocyclyl, wherein each cycloalkyl is unsubstituted or substituted with from 1 to 4 substituents selected independently from (1-4C)alkyl and each aryl, heteroaryl or heterocyclyl group is unsubstituted or substituted with from 1 to 4 substituents independently selected from halo, (1-4C)alkyl and (1-4C)alkoxy;

15 provided that the number of contiguous atoms in the shortest chain between the two nitrogen atoms to which R⁴ is attached is in the range of from 4 to 16;

or a pharmaceutically acceptable salt or solvate or stereoisomer thereof.

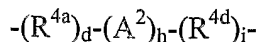
21. The compound of any one of Claims 18, 19 or 20, wherein the number of
20 contiguous atoms in the shortest chain between the two nitrogen atoms to which R⁴ is attached is in the range of from 8 to 14.

22. The compound of any one of Claims 18, 19 or 20, wherein the number of
contiguous atoms in the shortest chain between the two nitrogen atoms to which R⁴ is
25 attached is 8, 9, 10 or 11.

23. The compound of any one of Claims 18, 19 or 20, wherein R⁴ is a divalent group of the formula: -(R^{4a})_d- where R^{4a} is (4-10C)alkylene.

30 24. The compound of Claim 23, wherein R⁴ is -(CH₂)₈-, -(CH₂)₉-, and -(CH₂)₁₀-.

25. The compound of any one of Claims 18, 19 or 20, wherein R^4 is a divalent group of the formula:

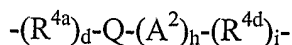


5

wherein R^{4a} is (1-10C)alkylene; A^2 is (6-10C)arylene or (2-9C)heteroarylene; and R^{4d} is (1-10C)alkylene.

26. The compound of any one of Claims 18, 19 or 20, wherein R^4 is a divalent group of the formula:

10



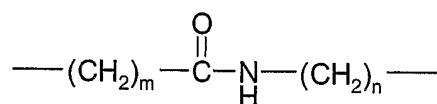
wherein Q is -O- or -N(Q^k)-; Q^k is hydrogen or (1-3C)alkyl; R^{4a} is (1-10C)alkylene; A^2 is (6-10C)arylene or (2-9C)heteroarylene; and R^{4d} is (1-10C)alkylene.

15

27. The compound of any one of Claims 18, 19 or 20, wherein Q is -N(Q^a)C(O)- or -C(O)N(Q^b)-.

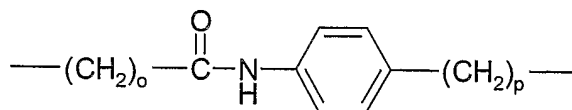
28. The compound of Claim 27 wherein R^4 is selected from:

20

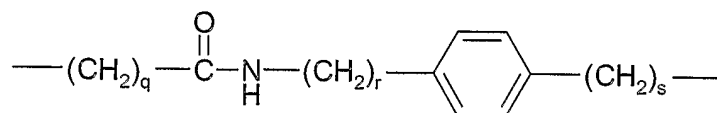


wherein m is an integer from 2 to 10; and n is an integer from 2 to 10; provided that $m+n$ is an integer from 4 to 12;

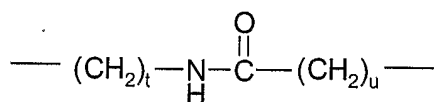
25



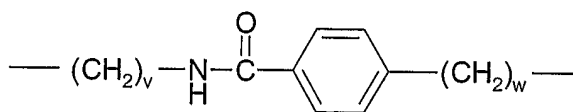
wherein o is an integer from 2 to 7; and p is an integer from 1 to 6; provided that o + p is an integer from 3 to 8; and wherein the phen-1,4-ylene group is optionally substituted with from 1 to 4 substituents independently selected from halo, (1-4C)alkyl, (1-4C)alkoxy, -S-(1-4C)alkyl, -S(O)-(1-4C)alkyl, -S(O)₂-(1-4C)alkyl, -C(O)O(1-4C)alkyl, carboxy, cyano, hydroxy, nitro, trifluoromethyl and trifluoromethoxy;



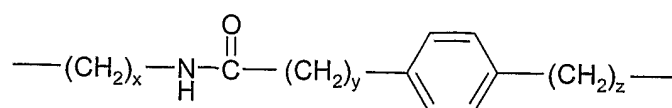
wherein q is an integer from 2 to 6; r is an integer from 1 to 5; and s is an integer from 1 to 5; provided that q + r + s is an integer from 4 to 8; and wherein the phen-1,4-ylene group is optionally substituted with from 1 to 4 substituents independently selected from halo, (1-4C)alkyl, (1-4C)alkoxy, -S-(1-4C)alkyl, -S(O)-(1-4C)alkyl, -S(O)₂-(1-4C)alkyl, -C(O)O(1-4C)alkyl, carboxy, cyano, hydroxy, nitro, trifluoromethyl and trifluoromethoxy;



wherein t is an integer from 2 to 10; and u is an integer from 2 to 10; provided that t + u is an integer from 4 to 12;



wherein v is an integer from 2 to 7; and w is an integer from 1 to 6; provided that v + w is an integer from 3 to 8; and wherein the phen-1,4-ylene group is optionally substituted with from 1 to 4 substituents independently selected from halo, (1-4C)alkyl, (1-4C)alkoxy, -S-(1-4C)alkyl, -S(O)-(1-4C)alkyl, -S(O)₂-(1-4C)alkyl, -C(O)O(1-4C)alkyl, carboxy, cyano, hydroxy, nitro, trifluoromethyl and trifluoromethoxy; and



wherein x is an integer from 2 to 6; y is an integer from 1 to 5; and z is an integer from 1 to 5; provided that x + y + z is an integer from 4 to 8; and wherein the phen-1,4-ylene group is optionally substituted with from 1 to 4 substituents independently selected from halo, (1-4C)alkyl, (1-4C)alkoxy, -S-(1-4C)alkyl, -S(O)-(1-4C)alkyl, -S(O)₂-(1-4C)alkyl, -C(O)O(1-4C)alkyl, carboxy, cyano, hydroxy, nitro, trifluoromethyl and trifluoromethoxy.

29. The compound of any one of Claims 18, 19 or 20, wherein R⁴ is selected from:
- (CH₂)₇-;
 - (CH₂)₈-;
 - (CH₂)₉-;
 - (CH₂)₁₀-;
 - (CH₂)₁₁-;
 - (CH₂)₂C(O)NH(CH₂)₅-;
 - (CH₂)₂N(CH₃)C(O)(CH₂)₅-;
 - (CH₂)₂C(O)NH(phen-1,4-ylene)CH₂-;
 - (CH₂)₂NHC(O)(phen-1,4-ylene)CH₂-;
 - (CH₂)₂NHC(O)NH(CH₂)₅-;
 - (CH₂)₃NHC(O)NH(CH₂)₅-;
 - (CH₂)₂C(O)NHCH₂(cyclohex-1,3-ylene)CH₂-;
 - (CH₂)₂NHC(O)(*cis*-cyclopent-1,3-ylene)-;
 - (CH₂)₂NHC(O)NH(phen-1,4-ylene)(CH₂)₂-;
 - 1-[-(CH₂)₂C(O)](piperidin-4-yl)(CH₂)₂-;
 - (CH₂)₂NHC(O)(*trans*-cyclohex-1,4-ylene)CH₂-;
 - (CH₂)₂NHC(O)(*cis*-cyclopent-1,3-ylene)-;
 - (CH₂)₂NH(phen-1,4-ylene)(CH₂)₂-;
 - 1-[-(CH₂)₂NHC(O)](piperidin-4-yl)(CH₂)₂-;
 - CH₂(phen-1,4-ylene)NH(phen-1,4-ylene)CH₂-;
 - (CH₂)₂C(O)NHCH₂(phen-1,3-ylene)CH₂-;

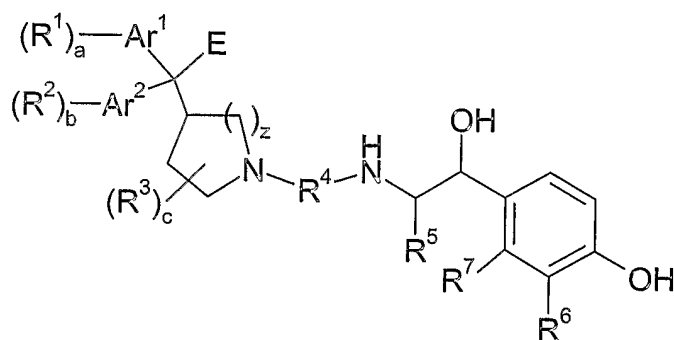
- $(\text{CH}_2)_2\text{C}(\text{O})\text{NHCH}_2(\text{pyrid-2,6-ylene})\text{CH}_2-$;
- $(\text{CH}_2)_2\text{C}(\text{O})\text{NH}(\text{cis-cyclohex-1,4-ylene})\text{CH}_2-$;
- $(\text{CH}_2)_2\text{C}(\text{O})\text{NH}(\text{trans-cyclohex-1,4-ylene})\text{CH}_2-$;
- $(\text{CH}_2)_2\text{NHC}(\text{O})(\text{cis-cyclopent-1,3-ylene})\text{CH}_2-$;
- 5 - $(\text{CH}_2)_2\text{N}(\text{CH}_3)\text{C}(\text{O})(\text{phen-1,3-ylene})\text{CH}_2-$;
- $(\text{CH}_2)_2\text{N}(\text{CH}_3)\text{C}(\text{O})(\text{trans-cyclohex-1,4-ylene})\text{CH}_2-$;
- $(\text{CH}_2)_2\text{C}(\text{O})\text{NH}(\text{phen-1,4-ylene})\text{CH}_2-$;
- $(\text{CH}_2)_2\text{C}(\text{O})\text{NH}(\text{phen-1,4-ylene})\text{C}^*\text{H}(\text{CH}_3)- ((S)\text{-isomer})$;
- $(\text{CH}_2)_2\text{C}(\text{O})\text{NH}(\text{phen-1,4-ylene})\text{C}^*\text{H}(\text{CH}_3)- ((R)\text{-isomer})$;
- 10 2- $[(S)-(-\text{CH}_2-)](\text{pyrrolidin-1-yl})\text{C}(\text{O})(\text{CH}_2)_4-$;
- 2- $[(S)-(-\text{CH}_2-)](\text{pyrrolidin-1-yl})\text{C}(\text{O})(\text{phen-1,4-ylene})\text{CH}_2-$;
- $(\text{CH}_2)_2\text{C}(\text{O})\text{NH}(4\text{-chlorophen-1,3-ylene})\text{CH}_2-$;
- $\text{CH}_2(2\text{-fluorophen-1,3-ylene})\text{CH}_2-$;
- $(\text{CH}_2)_2\text{C}(\text{O})\text{NH}(4\text{-methylphen-1,3-ylene})\text{CH}_2-$;
- 15 - $(\text{CH}_2)_2\text{C}(\text{O})\text{NH}(6\text{-chlorophen-1,3-ylene})\text{CH}_2-$;
- $(\text{CH}_2)_2\text{C}(\text{O})\text{NH}(2\text{-chlorophen-1,4-ylene})\text{CH}_2-$;
- $(\text{CH}_2)_2\text{C}(\text{O})\text{NH}(2,6\text{-dichlorophen-1,4-ylene})\text{CH}_2-$;
- $(\text{CH}_2)_2\text{NHC}(\text{O})\text{NHCH}_2(\text{phen-1,3-ylene})\text{CH}_2-$;
- 4- $[-\text{CH}_2-](\text{piperidin-1-yl})\text{C}(\text{O})(\text{phen-1,4-ylene})\text{CH}_2-$;
- 20 - $(\text{CH}_2)_2\text{C}(\text{O})\text{N}(\text{CH}_2\text{CH}_3)(\text{phen-1,4-ylene})\text{CH}_2-$;
- 1- $[-(\text{CH}_2)_2\text{NHC}(\text{O})](\text{piperidin-4-yl})-$;
- $(\text{CH}_2)_2\text{C}(\text{O})\text{NH}(\text{phen-1,4-ylene})(\text{CH}_2)_2-$;
- $(\text{CH}_2)_2\text{NHC}(\text{O})(\text{thien-2,5-ylene})\text{CH}_2-$;
- $(\text{CH}_2)_2\text{N}(\text{CH}_3)\text{C}(\text{O})(3\text{-nitrophen-1,4-ylene})\text{CH}_2-$;
- 25 - $(\text{CH}_2)_2\text{N}(\text{CH}_3)\text{C}(\text{O})(\text{trans-cyclohex-1,4-ylene})-$;
- 1- $[-\text{CH}_2(2\text{-fluorophen-1,3-ylene})\text{CH}_2](\text{piperidin-4-yl})-$;
- 5- $[-(\text{CH}_2)_2\text{NHC}(\text{O})](\text{pyrid-2-yl})\text{CH}_2-$;
- $(\text{CH}_2)_2(\text{phen-1,4-ylene})(\text{CH}_2)_2-$;
- $(\text{CH}_2)_3(\text{thien-2,5-ylene})(\text{CH}_2)_3-$;
- 30 - $(\text{CH}_2)_2(\text{phen-1,4-ylene})\text{NH}(\text{phen-1,4-ylene})(\text{CH}_2)_2-$;
- $\text{CH}_2(\text{phen-1,2-ylene})\text{NH}(\text{phen-1,4-ylene})(\text{CH}_2)_2-$;
- 1- $[-\text{CH}_2(2\text{-fluorophen-1,3-ylene})\text{CH}_2](\text{piperidin-4-yl})(\text{CH}_2)_2-$;
- 1- $[-\text{CH}_2(2\text{-fluorophen-1,3-ylene})\text{CH}_2](\text{piperidin-4-yl})\text{CH}_2-$;

- $(\text{CH}_2)_2\text{C}(\text{O})\text{NH}(3\text{-chlorophen-1,4-ylene})\text{CH}_2\text{-}$;
- $(\text{CH}_2)_2\text{C}(\text{O})\text{NH}(2\text{-(CF}_3\text{O-phen-1,4-ylene)})\text{CH}_2\text{-}$;
- $(\text{CH}_2)_3(\text{phen-1,3-ylene})\text{NH}(\text{phen-1,4-ylene})(\text{CH}_2)_2\text{-}$;
- $(\text{CH}_2)_2\text{S}(\text{O})_2\text{NH}(\text{CH}_2)_5\text{-}$;
- 5 - $\text{CH}_2(\text{phen-1,3-ylene})\text{NH}(\text{phen-1,4-ylene})(\text{CH}_2)_2\text{-}$;
- $(\text{CH}_2)_2\text{C}(\text{O})\text{NH}(2\text{-iodophen-1,4-ylene})\text{CH}_2\text{-}$;
- $(\text{CH}_2)_2\text{C}(\text{O})\text{NH}(2\text{-chloro-5-methoxyphen-1,4-ylene})\text{CH}_2\text{-}$;
- $(\text{CH}_2)_2\text{C}(\text{O})\text{NH}(2\text{-chloro-6-methylphen-1,4-ylene})\text{CH}_2\text{-}$;
- $(\text{CH}_2)_2\text{C}(\text{O})\text{NH}(\text{CH}_2)_5\text{-}$;
- 10 - $(\text{CH}_2)_2\text{N}(\text{CH}_3)\text{S}(\text{O})_2(\text{phen-1,4-ylene})\text{CH}_2\text{-}$;
- $(\text{CH}_2)_2\text{C}(\text{O})\text{NH}(2\text{-bromophen-1,4-ylene})\text{CH}_2\text{-}$;
- $(\text{CH}_2)_3(\text{phen-1,4-ylene})\text{NH}(\text{phen-1,4-ylene})(\text{CH}_2)_2\text{-}$;
- $(\text{CH}_2)_3(\text{phen-1,2-ylene})\text{NH}(\text{phen-1,4-ylene})(\text{CH}_2)_2\text{-}$;
- 1-[- $\text{CH}_2(2\text{-fluorophen-1,3-ylene})\text{CH}_2$](piperidin-4-yl)(CH_2)₃-;
- 15 - $(\text{CH}_2)_2\text{C}(\text{O})\text{NH}(2\text{-methoxyphen-1,4-ylene})\text{CH}_2\text{-}$;
- $(\text{CH}_2)_5\text{NH}(\text{phen-1,4-ylene})(\text{CH}_2)_2\text{-}$;
- 4-[- $(\text{CH}_2)_2\text{-}$](piperidin-1-yl)(phen-1,4-ylene)(CH_2)₂-;
- $(\text{CH}_2)_2\text{C}(\text{O})\text{NH}(\text{phen-1,4-ylene})\text{CH}(\text{CH}_3)\text{CH}_2\text{-}$;
- $(\text{CH}_2)_2\text{-(trans-cyclohex-1,4-ylene)}\text{NH}(\text{phen-1,4-ylene})(\text{CH}_2)_2\text{-}$;
- 20 - $(\text{CH}_2)_2\text{C}(\text{O})\text{NH}(2\text{-fluorophen-1,4-ylene})\text{CH}_2\text{-}$;
- $(\text{CH}_2)_2(\text{phen-1,3-ylene})\text{NH}(\text{phen-1,4-ylene})(\text{CH}_2)_2\text{-}$;
- $(\text{CH}_2)_2\text{C}(\text{O})\text{NH}(2,5\text{-difluorophen-1,4-ylene})\text{CH}_2\text{-}$;
- $(\text{CH}_2)_2\text{NHC}(\text{O})(\text{phen-1,4-ylene})(\text{CH}_2)_2\text{-}$;
- 1-[- $\text{CH}_2(\text{pyrid-2,6-ylene})\text{CH}_2$](piperidin-4-yl) $\text{CH}_2\text{-}$;
- 25 - $(\text{CH}_2)_3\text{NH}(\text{phen-1,4-ylene})(\text{CH}_2)_2\text{-}$;
- $(\text{CH}_2)_2\text{NH}(\text{naphth-1,4-ylene})(\text{CH}_2)_2\text{-}$;
- $(\text{CH}_2)_3\text{O}(\text{phen-1,4-ylene})\text{CH}_2\text{-}$;
- 1-[- $(\text{CH}_2)_3$](piperidin-4-yl) $\text{CH}_2\text{-}$;
- 4-[- $(\text{CH}_2)_2$](piperidin-1-yl) $\text{C}(\text{O})(\text{phen-1,4-ylene})\text{CH}_2\text{-}$;
- 30 - $(\text{CH}_2)_3(\text{phen-1,4-ylene})\text{NHC}(\text{O})(\text{CH}_2)_2\text{-}$;
- $(\text{CH}_2)_3\text{O}(\text{phen-1,4-ylene})(\text{CH}_2)_2\text{-}$;
- 2-[- $(\text{CH}_2)_2$](benzimidazol-5-yl) $\text{CH}_2\text{-}$;
- $(\text{CH}_2)_2\text{-(trans-cyclohex-1,4-ylene)}\text{NHC}(\text{O})(\text{CH}_2)_2\text{-}$;

- (CH₂)₂-(*trans*-cyclohex-1,4-ylene)NHC(O)(CH₂)₄-;
- (CH₂)₂-(*trans*-cyclohex-1,4-ylene)NHC(O)(CH₂)₅-;
- 4-[-(CH₂)₂](piperidin-1-yl)C(O)(CH₂)₂-;
- (CH₂)₂NHC(O)NH(phen-1,4-ylene)CH₂-;
- 5 -(CH₂)₂N(CH₃)(CH₂)₂(*cis*-cyclohex-1,4-ylene)-;
- (CH₂)₂C(O)NH(2,3,5,6-tetrafluorophen-1,4-ylene)CH₂-;
- (CH₂)₂C(O)NH(2,6-diiodophen-1,4-ylene)CH₂-;
- 4-[-(CH₂)₂](piperidin-1-yl)C(O)(CH₂)₃-;
- 4-[-(CH₂)₂](piperidin-1-yl)C(O)(CH₂)₄-;
- 10 4-[-(CH₂)₂](piperidin-1-yl)C(O)(CH₂)₅-;
- (CH₂)₂C(O)NHCH₂(phen-1,4-ylene)CH₂-;
- (CH₂)₂NHC(O)NHCH₂(phen-1,4-ylene)CH₂-;
- (CH₂)₂C(O)NH(2-methylphen-1,4-ylene)CH₂-;
- 1-[-(CH₂)₃O(phen-1,4-ylene)(CH₂)₂](piperidin-4-yl)CH₂-;
- 15 -(CH₂)₂C(O)NHCH₂(phen-1,3-ylene)(CH₂)₂-;
- (CH₂)₂O(phen-1,3-ylene)CH₂-;
- (CH₂)₂N(CH₃)C(O)CH₂O(phen-1,4-ylene)CH₂-;
- (CH₂)₂N(CH₃)C(O)CH₂O(phen-1,3-ylene)CH₂-;
- (CH₂)₂N(CH₃)C(O)(fur-2,5-ylene)CH₂-;
- 20 -(CH₂)₂N(CH₃)C(O)(thien-2,5-ylene)CH₂-;
- (CH₂)₂O(phen-1,4-ylene)O(CH₂)₂-;
- (CH₂)₂(*trans*-cyclohex-1,4-ylene)NHC(O)(phen-1,4-ylene)CH₂-;
- (CH₂)₂(*trans*-cyclohex-1,4-ylene)NHC(O)CH₂O(phen-1,2-ylene)CH₂-;
- (CH₂)₂(*trans*-cyclohex-1,4-ylene)NHC(O)CH₂O(phen-1,3-ylene)CH₂-;
- 25 -(CH₂)₂(*trans*-cyclohex-1,4-ylene)NHC(O)CH₂O(phen-1,4-ylene)CH₂-;
- (CH₂)₂(*trans*-cyclohex-1,4-ylene)NHC(O)(fur-2,5-ylene)CH₂-;
- (CH₂)₂(*trans*-cyclohex-1,4-ylene)NHC(O)(thien-2,5-ylene)CH₂-;
- 4-[-(CH₂)₂](piperidin-1-yl)C(O)CH₂O(phen-1,2-ylene)CH₂-;
- 4-[-(CH₂)₂](piperidin-1-yl)C(O)CH₂O(phen-1,3-ylene)CH₂-;
- 30 4-[-(CH₂)₂](piperidin-1-yl)C(O)CH₂O(phen-1,4-ylene)CH₂-;
- 4-[-(CH₂)₂](piperidin-1-yl)C(O)(fur-2,5-ylene)CH₂-;
- 4-[-(CH₂)₂](piperidin-1-yl)C(O)(thien-2,5-ylene)CH₂-;
- (CH₂)₂(phen-1,4-ylene)NHC(O)(phen-1,3-ylene)CH₂-;

- (CH₂)₂(phen-1,4-ylene)NHC(O)(phen-1,4-ylene)CH₂-;
- (CH₂)₂(phen-1,4-ylene)NHC(O)CH₂O(phen-1,2-ylene)CH₂-;
- (CH₂)₂(phen-1,4-ylene)NHC(O)CH₂O(phen-1,3-ylene)CH₂-;
- (CH₂)₂(phen-1,4-ylene)NHC(O)CH₂O(phen-1,4-ylene)CH₂-;
- 5 -(CH₂)₂(phen-1,4-ylene)NHC(O)(fur-2,5-ylene)CH₂-;
- (CH₂)₂(phen-1,4-ylene)NHC(O)(thien-2,5-ylene)CH₂-;
- (CH₂)₂(*trans*-cyclohex-1,4-ylene)NHC(O)(phen-1,3-ylene)CH₂-;
- (CH₂)₃O(phen-1,3-ylene)CH₂-;
- CH₂CH(OH)CH₂NH(phen-1,4-ylene)(CH₂)₂-;
- 10 -(CH₂)₄NH(phen-1,4-ylene)(CH₂)₂-;
- (CH₂)₂C(O)NH(phen-1,4-ylene)CH₂NHC(O)CH₂-;
- (CH₂)₂C(O)NH(phen-1,4-ylene)(CH₂)₂NHC(O)CH₂-;
- (CH₂)₂C(O)NHCH₂(*trans*-cyclohex-1,4-ylene)CH₂-;
- (CH₂)₂NHC(O)(CH₂)₅-;
- 15 -(CH₂)₂O(phen-1,3-ylene)O(CH₂)₂-;
- (CH₂)₂O(phen-1,2-ylene)O(CH₂)₂-;
- CH₂(phen-1,2-ylene)O(phen-1,2-ylene)CH₂-;
- (CH₂)₂C(O)NH(CH₂)₆-;
- (CH₂)₃(phen-1,4-ylene)(CH₂)₃-;
- 20 -(CH₂)₃(phen-1,4-ylene)(CH₂)₂-;
- (CH₂)₄(phen-1,4-ylene)(CH₂)₂-;
- (CH₂)₃(furan-2,5-ylene)(CH₂)₃-;
- (CH₂)₂N(CH₃)C(O)NH(phen-1,4-ylene)(CH₂)₂-;
- 4-[-(CH₂)₂](piperidin-1-yl)C(O)NH(phen-1,4-ylene)(CH₂)₂-;
- 25 -(CH₂)₃(phen-1,3-ylene)(CH₂)₃-;
- (CH₂)₃(tetrahydrofuran-2,5-ylene)(CH₂)₃-; and
- (CH₂)₂O(phen-1,4-ylene)C(O)(CH₂)₂-.

30. A compound of formula I:



I

5 wherein:

Ar^1 represents a phenyl, (5-6C)cycloalkyl, (4-5C)heteroaryl or (4-5C)heterocyclyl group wherein the (4-5C)heteroaryl or (4-5C)heterocyclyl group contains one ring heteroatom selected from oxygen, nitrogen and sulfur;

10 each R^1 represents an optional substituent on Ar^1 that is independently selected from the group consisting of (1-4C)alkyl, (2-4C)alkenyl, (2-4C)alkynyl, (3-6C)cycloalkyl, cyano, halo, $-OR^{1a}$, $-SR^{1b}$, $-S(O)R^{1c}$, $-S(O)_2R^{1d}$, and $-NR^{1e}R^{1f}$; or two adjacent R^1 groups together form (3-6C)alkylene, (2-4C)alkylene-O- or -O-(1-4C)alkylene)-O-; wherein each alkyl, alkenyl or cycloalkyl group is optionally substituted with from 1 to 5 fluorine atoms;

each of R^{1a} , R^{1b} , R^{1c} , R^{1d} , R^{1e} and R^{1f} is independently hydrogen or (1-4C)alkyl;

15 a is 0 or an integer of from 1 to 3;

Ar^2 represents a phenyl, (5-6C)cycloalkyl, (4-5C)heteroaryl or (4-5C)heterocyclyl group wherein the (4-5C)heteroaryl or (4-5C)heterocyclyl group contains one ring heteroatom selected from oxygen, nitrogen and sulfur;

20 each R^2 represents an optional substituent on Ar^2 that is independently selected from the group consisting of (1-4C)alkyl, (2-4C)alkenyl, (2-4C)alkynyl, (3-6C)cycloalkyl, cyano, halo, $-OR^{2a}$, $-SR^{2b}$, $-S(O)R^{2c}$, $-S(O)_2R^{2d}$, and $-NR^{2e}R^{2f}$; or two adjacent R^2 groups together form (3-6C)alkylene, (2-4C)alkylene-O- or -O-(1-4C)alkylene)-O-; wherein each alkyl, alkenyl or cycloalkyl group is optionally substituted with from 1 to 5 fluorine atoms;

each of R^{2a} , R^{2b} , R^{2c} , R^{2d} , R^{2e} and R^{2f} is independently hydrogen or (1-4C)alkyl;

25 b is 0 or an integer of from 1 to 3;

E is CN or $C(O)NW^aW^b$;

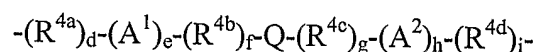
each of W^a and W^b is independently selected from hydrogen and (1-4C)alkyl, or together with the nitrogen atom to which they are attached form a pyrrolidin-1-yl, piperidin-1-yl, piperazin-1-yl, morpholin-4-yl or thiomorpholin-4-yl group;

c is 0 or an integer of from 1 to 4;

5 each R^3 is a substituent on carbon independently selected from the group consisting of (1-4C)alkyl and fluoro, wherein each alkyl group is optionally substituted with from 1 to 5 fluorine atoms;

z is 1 or 2, the atom bearing the group E being attached to the ring containing the nitrogen atom at the 2- or 3-position with respect to the nitrogen atom;

10 R^4 is a divalent group of the formula:



wherein

d, e, f, g, h and i are each independently selected from 0 and 1;

15 R^{4a} , R^{4b} , R^{4c} and R^{4d} are each independently selected from the group consisting of (1-10C)alkylene, (2-10C)alkenylene and (2-10C)alkynylene wherein each alkylene, alkenylene or alkynylene group is unsubstituted or substituted with from 1 to 5 substituents independently selected from the group consisting of (1-4C)alkyl, fluoro, hydroxy, phenyl and phenyl(1-4C)-alkyl;

20 A^1 and A^2 are each independently selected from (3-7C)cycloalkylene, (6-10C)arylene, (2-9C)heteroarylene and (3-6C)heterocyclene; wherein each cycloalkylene is unsubstituted or substituted with from 1 to 4 substituents selected independently from (1-4C)alkyl and each arylene, heteroarylene or heterocyclene group is unsubstituted or substituted with from 1 to 4 substituents independently selected from the group consisting
25 of halogen, (1-4C)alkyl and (1-4C)alkoxy;

Q is selected from the group consisting of a bond, -O-, -C(O)O-, -OC(O)-, -S-, -S(O)-, -S(O)₂-, -N(Q^a)C(O)-, -C(O)N(Q^b)-, -N(Q^c)S(O)₂-, -S(O)₂N(Q^d)-, -N(Q^e)C(O)N(Q^f)-, -N(Q^g)S(O)₂N(Q^h)-, -OC(O)N(Qⁱ)- and -N(Q^j)C(O)O-;

30 Q^a , Q^b , Q^c , Q^d , Q^e , Q^f , Q^g , Q^h , Q^i and Q^j are each independently selected from the group consisting of hydrogen, (1-6C)alkyl, A^3 and (1-4C)alkylene- A^4 ; wherein the alkyl group is unsubstituted or substituted with from 1 to 3 substituents independently selected from fluoro, hydroxy and (1-4C)alkoxy; or together with the nitrogen atom and the group R^{4b} or R^{4c} to which they are attached, form a 4-6 membered azacycloalkylene group;

A³ and A⁴ are each independently selected from (3-6C)cycloalkyl, (6-10C)aryl, (2-9C)heteroaryl and (3-6C)heterocyclyl; wherein each cycloalkyl is unsubstituted or substituted with from 1 to 4 substituents selected independently from (1-4C)alkyl and each aryl, heteroaryl or heterocyclyl group is unsubstituted or substituted with from 1 to 4 substituents independently selected from the group consisting of halogen, (1-4C)alkyl and (1-4C)alkoxy;

provided that the number of contiguous atoms in the shortest chain between the two nitrogen atoms to which R⁴ is attached is in the range of from 4 to 14;

R⁵ represents hydrogen or (1-4C)alkyl;

R⁶ is -NR^{6a}CR^{6b}(O) or -CR^{6c}R^{6d}OR^{6e} and R⁷ is hydrogen, or R⁶ and R⁷ together form -NR^{7a}C(O)-CR^{7b}=CR^{7c}-, -CR^{7d}=CR^{7e}-C(O)-NR^{7f}-, -NR^{7g}C(O)-CR^{7h}R⁷ⁱ-CR^{7j}R^{7k}- or -CR^{7l}R^{7m}-CR⁷ⁿR^{7o}-C(O)-NR^{7p}-;

each of R^{6a}, R^{6b}, R^{6c}, R^{6d} and R^{6e} is independently hydrogen or (1-4C)alkyl; and

each of R^{7a}, R^{7b}, R^{7c}, R^{7d}, R^{7e}, R^{7f}, R^{7g}, R^{7h}, R⁷ⁱ, R^{7j}, R^{7k}, R^{7l}, R^{7m}, R⁷ⁿ, R^{7o} and R^{7p} is independently hydrogen or (1-4C)alkyl;

or a pharmaceutically-acceptable salt or solvate or stereoisomer thereof.

31. A pharmaceutical composition comprising a pharmaceutically acceptable carrier and a therapeutically effective amount of a compound of any one of Claims 1 to 30.

32. The pharmaceutical composition of Claim 31, wherein the composition further comprises a therapeutically effective amount of a steroidal anti-inflammatory agent.

33. The pharmaceutical composition of Claim 31, wherein the composition further comprises a therapeutically effective amount of a PDE₄ inhibitor.

34. A method for treating a pulmonary disorder, the method comprising administering to a patient in need of treatment a therapeutically effective amount of a compound of any one of Claims 1 to 30.

35. A method of providing bronchodilation in a patient, the method comprising administering to a patient requiring bronchodilation a therapeutically effective amount of a compound of any one of Claims 1 to 30.

36. A method of treating chronic obstructive pulmonary disease or asthma, the method comprising administering to a patient in need of treatment a therapeutically effective amount of a compound of any one of Claims 1 to 30.

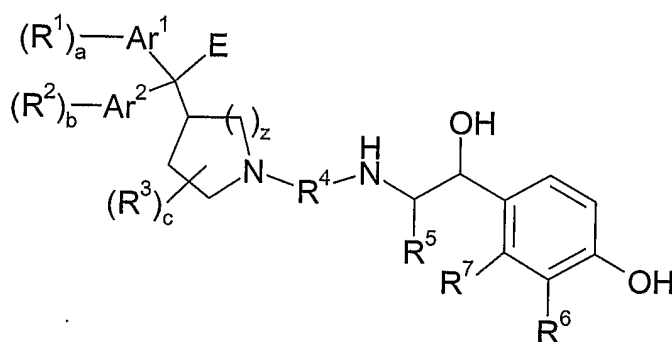
5

37. A method of studying a biological system or sample comprising a muscarinic receptor or a β_2 adrenergic receptor, the method comprising:

(a) contacting the biological system or sample with a compound of any one of Claims 1 to 30; and

10 (b) determining the effects caused by the compound on the biological system or sample.

38. A process for preparing a compound of formula I:



15

I

wherein:

Ar^1 represents phenyl, (3-6C)cycloalkyl, (3-5C)heteroaryl or (3-5C)heterocyclyl; wherein the heteroaryl and heterocyclyl groups contain 1 or 2 ring heteroatoms selected independently from oxygen, nitrogen and sulfur;

20

a is 0 or an integer from 1 to 3;

each R^1 is selected independently from (1-4C)alkyl, (2-4C)alkenyl, (2-4C)alkynyl, (3-6C)cycloalkyl, cyano, halo, $-OR^{1a}$, $-SR^{1b}$, $-S(O)R^{1c}$, $-S(O)_2R^{1d}$, $-NR^{1e}R^{1f}$ and $-C(O)OR^{1g}$; or two adjacent R^1 groups are joined together to form (3-6C)alkylene, (2-

25

4C)alkylene-O- or -O-(1-4C)alkylene)-O-;

each of R^{1a} , R^{1b} , R^{1c} , R^{1d} , R^{1e} , R^{1f} and R^{1g} is independently hydrogen, (1-4C)alkyl or phenyl-(1-4C)alkyl;

Ar^2 represents phenyl, (3-6C)cycloalkyl, (3-5C)heteroaryl or (3-5C)heterocyclyl; wherein the heteroaryl and heterocyclyl group contain 1 or 2 ring heteroatoms selected independently from oxygen, nitrogen and sulfur;

b is 0 or an integer of from 1 to 3;

5 each R^2 is selected independently from (1-4C)alkyl, (2-4C)alkenyl, (2-4C)alkynyl, (3-6C)cycloalkyl, cyano, halo, $-\text{OR}^{2a}$, $-\text{SR}^{2b}$, $-\text{S(O)}\text{R}^{2c}$, $-\text{S(O)}_2\text{R}^{2d}$, $-\text{NR}^{2e}\text{R}^{2f}$ and $-\text{C(O)}\text{OR}^{2g}$; or two adjacent R^2 groups are joined together to form (3-6C)alkylene, (2-4C)alkylene-O- or -O-(1-4C)alkylene)-O-;

10 each of R^{2a} , R^{2b} , R^{2c} , R^{2d} , R^{2e} , R^{2f} and R^{2g} is independently hydrogen, (1-4C)alkyl or phenyl-(1-4C)alkyl;

E is $-\text{CN}$, $-\text{C(O)}\text{NW}^a\text{W}^b$ or $-\text{C(O)}\text{OW}^c$;

W^a and W^b are selected independently from hydrogen, (1-4C)alkyl or phenyl-(1-4C)alkyl, or together with the nitrogen atom to which they are attached, W^a and W^b form a pyrrolidin-1-yl, piperidin-1-yl, piperazin-1-yl, morpholin-4-yl or thiomorpholin-4-yl group; or W^a and one R^1 are joined to form a covalent bond;

W^c is hydrogen, (1-4C)alkyl or phenyl-(1-4C)alkyl;

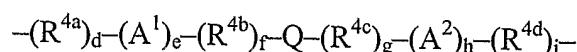
c is 0 or an integer of from 1 to 4;

20 each R^3 is independently selected from (1-4C)alkyl, (2-4C)alkenyl, (2-4C)alkynyl, (3-6C)cycloalkyl, cyano, halo, $-\text{OR}^{3a}$, $-\text{SR}^{3b}$, $-\text{S(O)}\text{R}^{3c}$, $-\text{S(O)}_2\text{R}^{3d}$ and $-\text{NR}^{3e}\text{R}^{3f}$ and $-\text{C(O)}\text{OR}^{3g}$; or two R^3 groups are joined to form (1-3C)alkylene, (2-3C)alkenylene or oxiran-2,3-diyl;

each of R^{3a} , R^{3b} , R^{3c} , R^{3d} , R^{3e} , R^{3f} and R^{3g} is independently hydrogen, (1-4C)alkyl or phenyl-(1-4C)alkyl;

z is 1 or 2;

25 R^4 is a divalent group of the formula:



wherein

30 d, e, f, g, h and i are each independently selected from 0 and 1;

R^{4a} , R^{4b} , R^{4c} and R^{4d} are each independently selected from (1-10C)alkylene, (2-10C)alkenylene and (2-10C)alkynylene, wherein each alkylene, alkenylene or alkynylene

group is unsubstituted or substituted with from 1 to 5 substituents independently selected from (1-4C)alkyl, fluoro, hydroxy, phenyl and phenyl-(1-4C)alkyl;

A^1 and A^2 are each independently selected from (3-7C)cycloalkylene, (6-10C)arylene, -O-(6-10C)arylene, (6-10C)arylene-O-, (2-9C)heteroarylene, -O-(2-9C)heteroarylene, (2-9C)heteroarylene-O- and (3-6C)heterocyclene, wherein each cycloalkylene is unsubstituted or substituted with from 1 to 4 substituents selected independently from (1-4C)alkyl, and each arylene, heteroarylene or heterocyclene group is unsubstituted or substituted with from 1 to 4 substituents independently selected from halo, (1-4C)alkyl, (1-4C)alkoxy, -S-(1-4C)alkyl, -S(O)-(1-4C)alkyl, -S(O)₂-(1-4C)alkyl, -C(O)O(1-4C)alkyl, carboxy, cyano, hydroxy, nitro, trifluoromethyl and trifluoromethoxy;

Q is selected from a bond, -O-, -C(O)O-, -OC(O)-, -S-, -S(O)-, -S(O)₂-, -N(Q^a)C(O)-, -C(O)N(Q^b)-, -N(Q^c)S(O)₂-, -S(O)₂N(Q^d)-, -N(Q^e)C(O)N(Q^f)-, -N(Q^g)S(O)₂N(Q^h)-, -OC(O)N(Qⁱ)-, -N(Q^j)C(O)O- and -N(Q^k);

Q^a, Q^b, Q^c, Q^d, Q^e, Q^f, Q^g, Q^h, Qⁱ, Q^j and Q^k are each independently selected from hydrogen, (1-6C)alkyl, A³ and (1-4C)alkylene-A⁴, wherein the alkyl group is unsubstituted or substituted with from 1 to 3 substituents independently selected from fluoro, hydroxy and (1-4C)alkoxy; or together with the nitrogen atom and the group R^{4b} or R^{4c} to which they are attached, form a 4-6 membered azacycloalkylene group;

A³ and A⁴ are each independently selected from (3-6C)cycloalkyl, (6-10C)aryl, (2-9C)heteroaryl and (3-6C)heterocyclyl, wherein each cycloalkyl is unsubstituted or substituted with from 1 to 4 substituents selected independently from (1-4C)alkyl and each aryl, heteroaryl or heterocyclyl group is unsubstituted or substituted with from 1 to 4 substituents independently selected from halo, (1-4C)alkyl and (1-4C)alkoxy;

provided that the number of contiguous atoms in the shortest chain between the two nitrogen atoms to which R⁴ is attached is in the range of from 4 to 16;

R⁵ represents hydrogen or (1-4C)alkyl;

R⁶ is -NR^{6a}CR^{6b}(O) or -CR^{6c}R^{6d}OR^{6e} and R⁷ is hydrogen; or R⁶ and R⁷ together form -NR^{7a}C(O)-CR^{7b}=CR^{7c}-, -CR^{7d}=CR^{7e}-C(O)-NR^{7f}-, -NR^{7g}C(O)-CR^{7h}R⁷ⁱ-CR^{7j}R^{7k}- or -CR^{7l}R^{7m}-CR⁷ⁿR^{7o}-C(O)-NR^{7p}-;

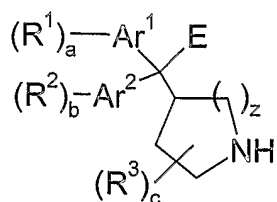
each of R^{6a}, R^{6b}, R^{6c}, R^{6d} and R^{6e} is independently hydrogen or (1-4C)alkyl; and each of R^{7a}, R^{7b}, R^{7c}, R^{7d}, R^{7e}, R^{7f}, R^{7g}, R^{7h}, R⁷ⁱ, R^{7j}, R^{7k}, R^{7l}, R^{7m}, R⁷ⁿ, R^{7o} and R^{7p} is independently hydrogen or (1-4C)alkyl;

wherein each alkyl, alkenyl, alkylene and cycloalkyl group in R^1 , R^{1a-g} , R^2 , R^{2a-g} , R^3 , R^{3a-g} , W^{a-c} is optionally substituted with from 1 to 5 fluoro substituents;

or a stereoisomer thereof; the process comprising:

(a) reacting a compound of formula 1:

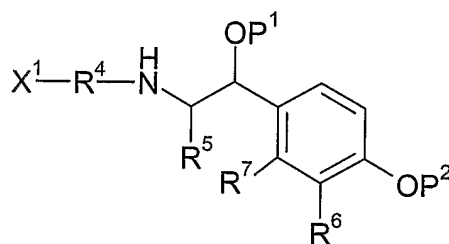
5



1

or a salt thereof; with a compound of formula 2:

10

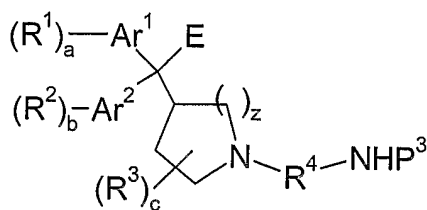


2

wherein X^1 represents a leaving group, and P^1 and P^2 each independently represent hydrogen or a hydroxyl-protecting group;

(b) reacting a compound of formula 3:

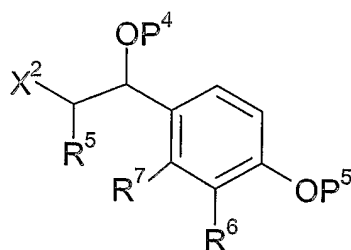
15



3

20

or salt thereof; wherein P^3 represents hydrogen or an amino-protecting group, with a compound of formula 4:



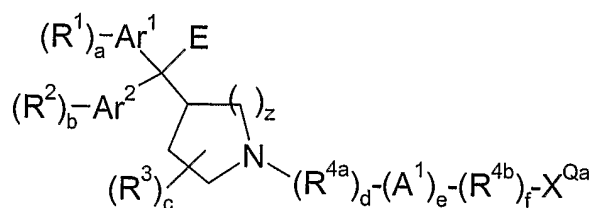
5

4

wherein X^2 represents a leaving group, and P^4 and P^5 each independently represent hydrogen or a hydroxyl-protecting group;

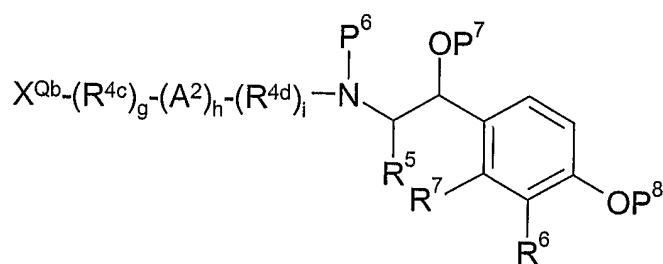
10

(c) coupling a compound of formula 5:

5

with a compound of formula 6:

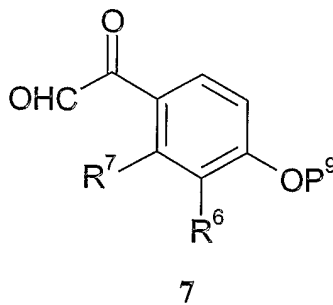
15

6

wherein X^{Qa} and X^{Qb} each independently represent functional groups that couple to form a group Q, P^6 represents hydrogen or an amino-protecting group; and P^7 and P^8 each independently represent hydrogen or a hydroxyl-protecting group;

20

(d) for a compound of formula I wherein R^5 represents hydrogen, reacting a compound of formula 3 with a compound of formula 7:

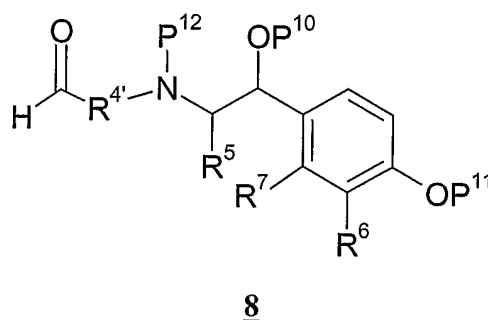


5

or a hydrate thereof (e.g., a glyoxal), wherein P^9 represents hydrogen or a hydroxyl-protecting group, in the presence of a reducing agent;

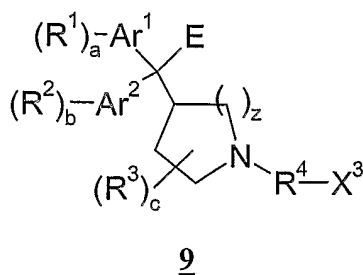
(e) reacting a compound of formula 1 with a compound of formula 8:

10



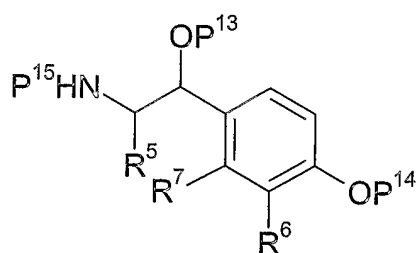
or a hydrate thereof, in the presence of a reducing agent, wherein P^{10} and P^{11} each independently represent hydrogen or a hydroxyl-protecting group; P^{12} represents hydrogen or an amino-protecting group; and $R^{4'}$ represents a residue that, together with the carbon to which it is attached, affords a group R^4 upon completion of the reaction;

(f) reacting a compound of formula 9:



20

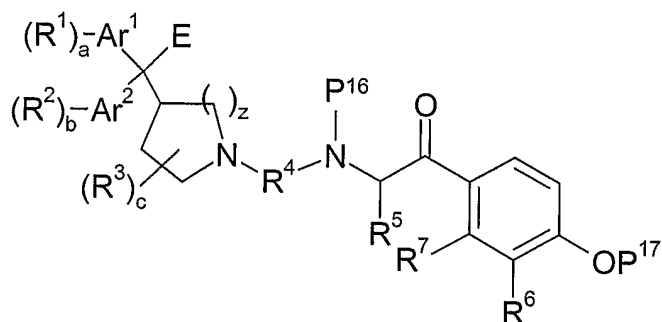
wherein X^3 represents a leaving group, with a compound of formula 10:

10

5

wherein P^{13} and P^{14} each independently represent hydrogen or a hydroxyl-protecting group, and P^{15} represents hydrogen or an amino-protecting group;

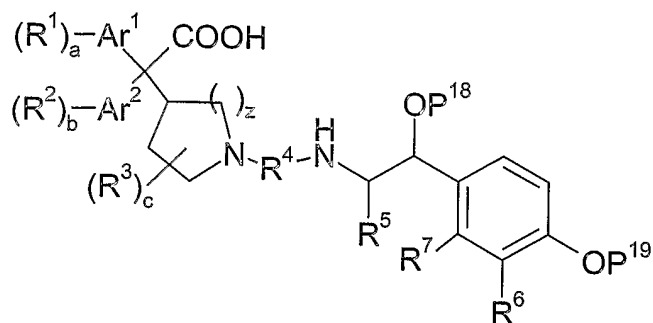
(g) reacting a compound of formula 11:

11

10

with a reducing agent; wherein P^{16} represents hydrogen or an amino-protecting group; and P^{17} represents hydrogen or a hydroxyl-protecting group;

15 (h) for a compound of formula I in which E represents $C(O)NW^aW^b$, reacting a compound of formula 12:

12

5

wherein P¹⁸ and P¹⁹ each represents hydrogen or a hydroxyl-protecting group, with a compound of formula 13:



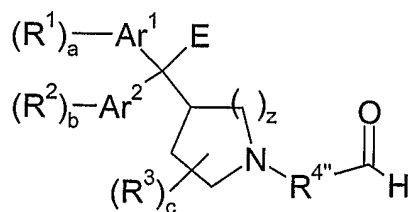
10

13

or

(i) reacting a compound of formula 14:

15

14

20

or a hydrate thereof; wherein R^{4''} represents a residue that, together with the carbon to which it is attached, affords an R⁴ group upon completion of the reaction; with a compound of formula 10 in the presence of a reducing agent;

and then removing any protecting group P¹, P², P³, P⁴, P⁵, P⁶, P⁷, P⁸, P⁹, P¹⁰, P¹¹, P¹², P¹³, P¹⁴, P¹⁵, P¹⁶, P¹⁷, P¹⁸ or P¹⁹ to provide a compound of formula I.

39. The process of Claim 38, wherein the process further comprises forming a pharmaceutically acceptable salt of the compound of formula I.

5 40. The product prepared by the process of Claim 38 or 39.

41. A compound of any one of Claims 1 to 30 for use in therapy or as a medicament.

10 42. A compound of any one of Claims 1 to 30 for treatment of a pulmonary disorder.

43. Medicament containing a compound of any one of Claims 1 to 30.

15 44. Use of a compound of any one of Claims 1 to 30 for the manufacture of a medicament.

45. The use of Claim 45, wherein the medicament is for the treatment of a pulmonary disorder.

20