



US00D905321S

(12) **United States Design Patent** (10) **Patent No.:** **US D905,321 S**
Tang et al. (45) **Date of Patent:** **** Dec. 15, 2020**

(54) **FLOOR LAMP**
(71) Applicants: **Zhisheng Tang**, Zhongshan (CN);
Guisheng Tang, Zhongshan (CN)
(72) Inventors: **Zhisheng Tang**, Zhongshan (CN);
Guisheng Tang, Zhongshan (CN)

D469,563 S * 1/2003 Irvine D26/108
D580,090 S * 11/2008 Kubler D26/105
D628,337 S * 11/2010 Sabernig D26/110
D773,106 S * 11/2016 Feit D26/110
D788,972 S * 6/2017 Araiza D26/105
D851,323 S * 6/2019 Barber D26/93
D876,707 S * 2/2020 Tang D26/110
D876,708 S * 2/2020 Tang D26/110

(**) Term: **15 Years**

* cited by examiner

(21) Appl. No.: **29/683,923**

Primary Examiner — Brian N. Vinson

(22) Filed: **Mar. 17, 2019**

(74) *Attorney, Agent, or Firm* — Matthias Scholl P.C.;
Matthias Scholl

(30) **Foreign Application Priority Data**

Sep. 21, 2018 (CN) 2018 3 0532049

(51) **LOC (12) Cl.** **26-03**

(52) **U.S. Cl.**
USPC **D26/110**

(58) **Field of Classification Search**

USPC D26/1, 24, 93, 104, 105, 106, 108, 110,
D26/112

CPC F21S 6/00; F21S 6/002; F21S 6/004; F21S
6/006; F21S 8/00; F21S 10/00; F21V
21/02; F21W 2131/30; F21Y 2105/00

See application file for complete search history.

(56) **References Cited**

U.S. PATENT DOCUMENTS

D327,546 S * 6/1992 Benghozi D26/106
D368,548 S * 4/1996 Lee D26/106

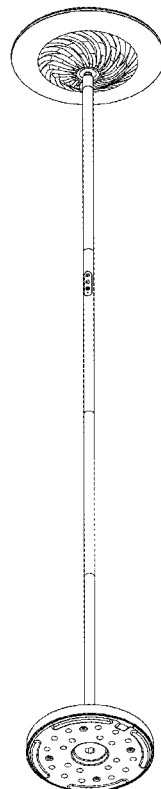
(57) **CLAIM**

The ornamental design for a floor lamp, as shown and described.

DESCRIPTION

FIG. 1 is a front elevation view of a floor lamp;
FIG. 2 is a rear elevation view thereof;
FIG. 3 is a left-side elevation view thereof;
FIG. 4 is a right-side elevation view thereof;
FIG. 5 is a top plan view thereof; and
FIG. 6 is a bottom plan view thereof; and,
FIG. 7 is a perspective view thereof.

1 Claim, 7 Drawing Sheets



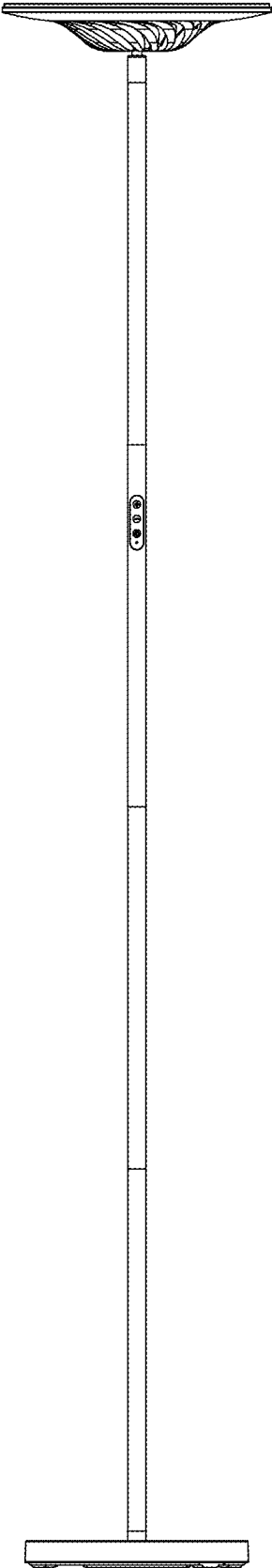


FIG. 1

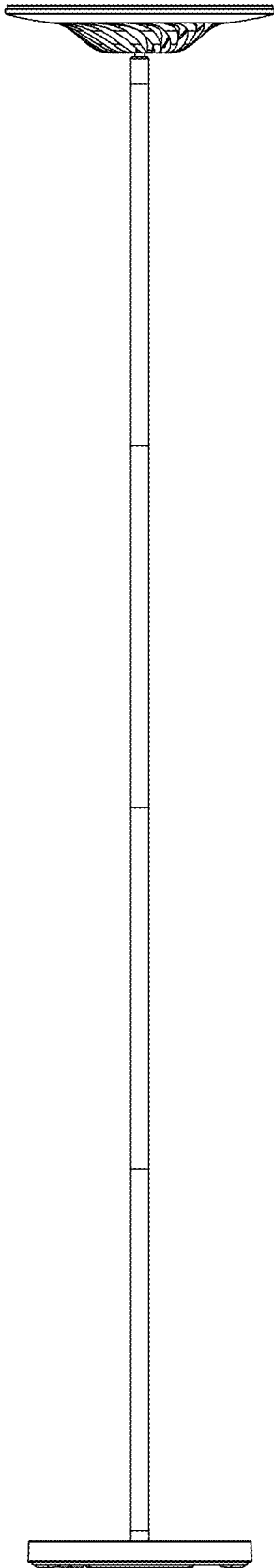


FIG. 2

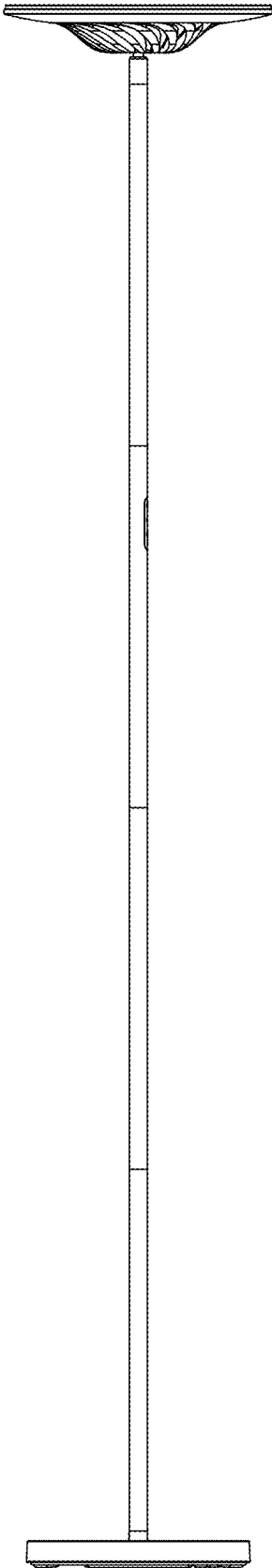


FIG. 3

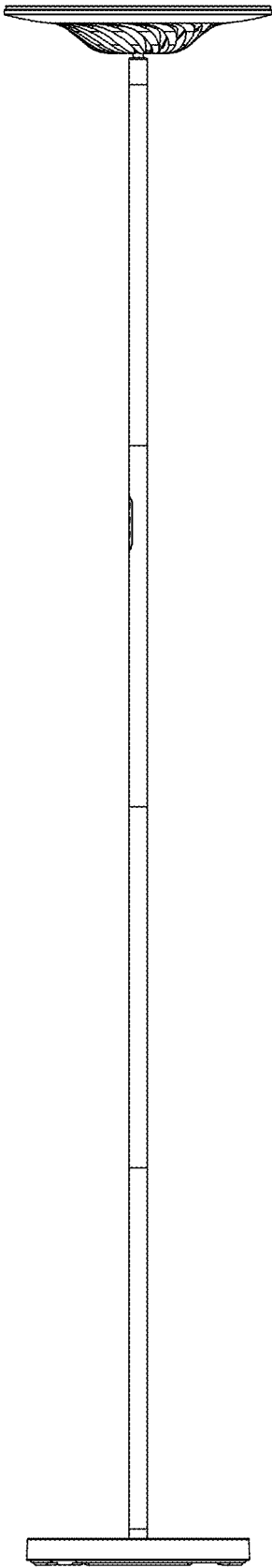


FIG. 4




FIG. 5

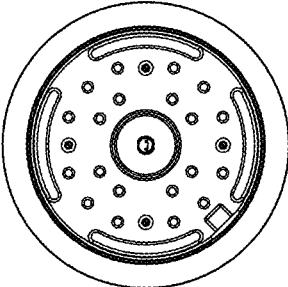


FIG. 6

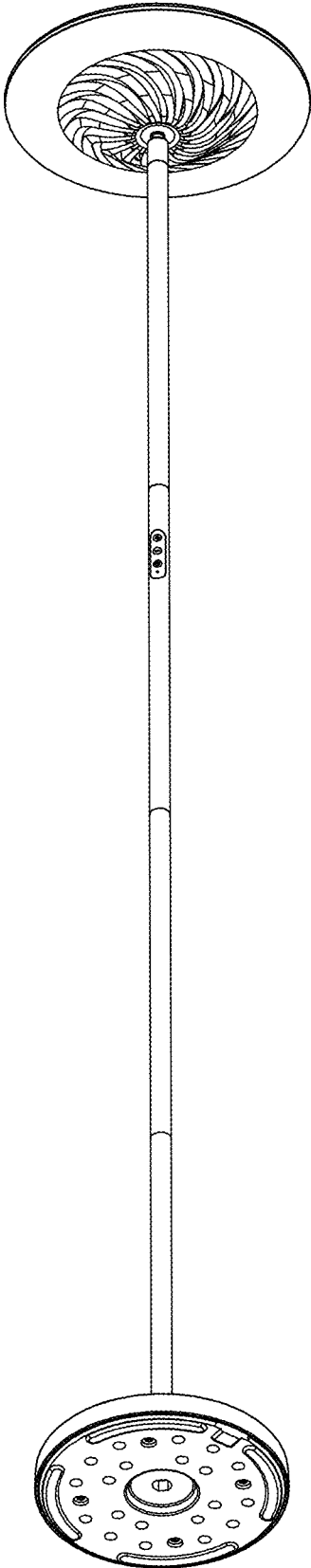


FIG. 7