

(19) World Intellectual Property Organization
International Bureau(43) International Publication Date
21 November 2002 (21.11.2002)

PCT

(10) International Publication Number
WO 02/092595 A1(51) International Patent Classification⁷: **C07D 413/12**,
493/04, 417/12, 263/58, 498/04, 513/04, 413/14, 417/14,
A61K 31/423, C07D 491/0410, B-2370 Arendonk (BE). **TAHRI, Abdellah** [MA/BE];
28 Ijzerenmolenstraat C203, B-3001 Heverlee (BE).

(21) International Application Number: PCT/EP02/05212

(74) Agent: **DAELEMANS, Frank**; Tibotec-Virco N.V., Gen-
eraal De Wittelaan L11B3, B-2800 Mechelen (BE).

(22) International Filing Date: 10 May 2002 (10.05.2002)

(25) Filing Language: English

(26) Publication Language: English

(30) Priority Data:
01201732.3 11 May 2001 (11.05.2001) EP(71) Applicant (for all designated States except US): **TI-
BOTEC PHARMACEUTICALS LTD.** [IE/IE]; Unit 4,
Block 4B, Blanchardstown Corporate Park, Blanchard-
stown, 15 Dublin (IE).

(72) Inventors; and

(75) Inventors/Applicants (for US only): **SURLERAUX, Do-
minique, Louis, Nestor, Ghislain** [BE/BE]; Diegemstraat
48, B-1830 Machelen (BE). **VENDEVILLE, Sandrine,
Marie, Helene** [FR/BE]; Square Marguerite, 14 - Boîte
18, B-1000 Bruxelles (BE). **VERSCHUEREN, Wim,
Gaston** [BE/BE]; De Wittestraat 5, B-2600 Berchem
(BE). **DE BETHUNE, Marie-Pierre, T., M., G.**
[BE/BE]; Twee Leeuwenstraat 15, B-3078 Everberg (BE).
DE KOCK, Herman, Augustinus [BE/BE]; Wolfseind(81) Designated States (national): AE, AG, AL, AM, AT, AU,
AZ, BA, BB, BG, BR, BY, BZ, CA, CH, CN, CO, CR, CU,
CZ, DE, DK, DM, DZ, EC, EE, ES, FI, GB, GD, GE, GH,
GM, HR, HU, ID, IL, IN, IS, JP, KE, KG, KP, KR, KZ, LC,
LK, LR, LS, LT, LU, LV, MA, MD, MG, MK, MN, MW,
MX, MZ, NO, NZ, OM, PH, PL, PT, RO, RU, SD, SE, SG,
SI, SK, SL, TJ, TM, TN, TR, TT, TZ, UA, UG, US, UZ,
VN, YU, ZA, ZM, ZW.(84) Designated States (regional): ARIPO patent (GH, GM,
KE, LS, MW, MZ, SD, SL, SZ, TZ, UG, ZM, ZW),
Eurasian patent (AM, AZ, BY, KG, KZ, MD, RU, TJ, TM),
European patent (AT, BE, CH, CY, DE, DK, ES, FI, FR,
GB, GR, IE, IT, LU, MC, NL, PT, SE, TR), OAPI patent
(BF, BJ, CF, CG, CI, CM, GA, GN, GQ, GW, ML, MR,
NE, SN, TD, TG).

Declaration under Rule 4.17:

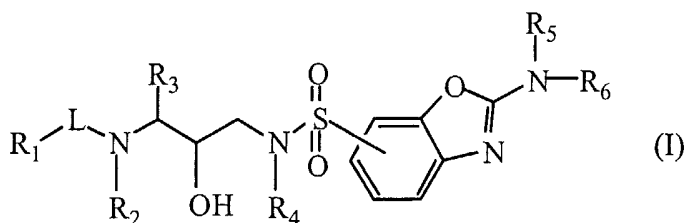
— of inventorship (Rule 4.17(iv)) for US only

Published:

— with international search report

For two-letter codes and other abbreviations, refer to the "Guid-
ance Notes on Codes and Abbreviations" appearing at the begin-
ning of each regular issue of the PCT Gazette.

(54) Title: BROADSPECTRUM 2-AMINO-BENZOXAZOLE SULFONAMIDE HIV PROTEASE INHIBITORS



(I)

-NR8-C(=O)-, -O-C1-6alkanediyl-C(=O)-, -NR8-C1-6alkanediyl-C(=O)-, -S(=O)2-, -O-S(=O)2-, -NR8-S(=O)2 ; R3 is C1-6alkyl, aryl, C3-7cycloalkyl, C3-7cycloalkylC1-4alkyl, or arylC1-4alkyl; R4 is H, C1-4alkylOC(=O), carboxyl, aminoC(=O), mono- or di(C1-4alkyl)aminoC(=O), C3-7cycloalkyl, C2-6alkenyl, C2-6alkynyl or optionally substituted C1-6alkyl; R5 and R6 are H or C1-6alkyl. It further relates to their use as broadspectrum HIV protease inhibitors, processes for their preparation as well as pharmaceutical compositions and diagnostic kits comprising them. It also concerns combinations thereof with another anti-retroviral agent, and to their use in assays as reference compounds or as reagents.

BROADSPECTRUM 2-AMINO-BENZOXAZOLE SULFONAMIDE HIV
PROTEASE INHIBITORS

5 The present invention relates to 2-amino-benzoxazole sulfonamides, their use as aspartic protease inhibitors, in particular as broadspectrum HIV protease inhibitors, processes for their preparation as well as pharmaceutical compositions and diagnostic kits comprising them. The present invention also concerns combinations of the present 2-aminobenzoxazole sulfonamides with another anti-retroviral agent. It further relates to their use in assays as reference compounds or as reagents.

10 The virus causing the acquired immunodeficiency syndrome (AIDS) is known by different names, including T-lymphocyte virus III (HTLV-III) or lymphadenopathy-associated virus (LAV) or AIDS-related virus (ARV) or human immunodeficiency virus (HIV). Up until now, two distinct families have been identified, i.e. HIV-1 and 15 HIV-2. Hereinafter, HIV will be used to generically denote these viruses.

One of the critical pathways in a retroviral life cycle is the processing of polyprotein precursors by aspartic protease. For instance with the HIV virus the *gag-pol* protein is processed by HIV protease. The correct processing of the precursor polyproteins by 20 the aspartic protease is required for the assembly of infectious virions, thus making the aspartic protease an attractive target for antiviral therapy. In particular for HIV treatment, the HIV protease is an attractive target.

HIV protease inhibitors (PIs) are commonly administered to AIDS patients in 25 combination with other anti-HIV compounds such as, for instance nucleoside reverse transcriptase inhibitors (NRTIs), non-nucleoside reverse transcriptase inhibitors (NNRTIs), nucleotide reverse transcriptase inhibitors (NtRTIs) or other protease inhibitors. Despite the fact that these antiretrovirals are very useful, they have a common limitation, namely, the targeted enzymes in the HIV virus are able to mutate 30 in such a way that the known drugs become less effective, or even ineffective against these mutant HIV viruses. Or, in other words, the HIV virus creates an ever increasing resistance against the available drugs.

Resistance of retroviruses, and in particular the HIV virus, against inhibitors is a major 35 cause of therapy failure. For instance, half of the patients receiving anti-HIV combination therapy do not respond fully to the treatment, mainly because of resistance of the virus to one or more drugs used. Moreover, it has been shown that resistant virus is carried over to newly infected individuals, resulting in severely limited therapy options for these drug-naïve patients. Therefore, there is a need in the art for new

compounds for retrovirus therapy, more particularly for AIDS therapy. The need in the art is particularly acute for compounds that are active not only on wild type HIV virus, but also on the increasingly more common resistant HIV viruses.

5 Known antiretrovirals, often administered in a combination therapy regimen, will eventually cause resistance as stated above. This often may force the physician to boost the plasma levels of the active drugs in order for said antiretrovirals to regain effectivity against the mutated HIV viruses. The consequence of which is a highly undesirable increase in pill burden. Boosting plasma levels may also lead to an
10 increased risk of non-compliance with the prescribed therapy. Thus, it is not only important to have compounds showing activity for a wide range of HIV mutants, it is also important that there is little or no variance in the ratio between activity against mutant HIV virus and activity against wild type HIV virus (also defined as fold resistance or FR) over a broad range of mutant HIV strains. As such, a patient may
15 remain on the same combination therapy regimen for a longer period of time since the chance that a mutant HIV virus will be sensitive to the active ingredients will be increased.

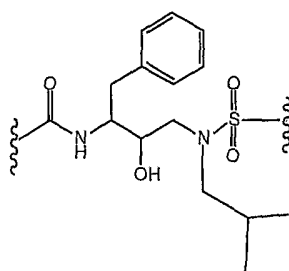
Finding compounds with a high potency on the wild type and on a wide variety of
20 mutants is also of importance since the pill burden can be reduced if therapeutic levels are kept to a minimum. One way of reducing this pill burden is finding anti-HIV compounds with good bioavailability, i.e. a favorable pharmacokinetic and metabolic profile, such that the daily dose can be minimized and consequently also the number of
25 pills to be taken.

Another important characteristic of a good anti-HIV compound is that plasma protein binding of the inhibitor has minimal or even no effect on its potency.

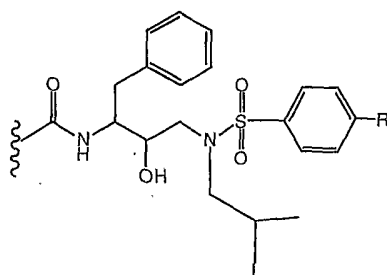
Thus, there is a high medical need for protease inhibitors that are able to combat a
30 broad spectrum of mutants of the HIV virus with little variance in fold resistance, have a good bioavailability and experience little or no effect on their potency due to plasma protein binding.

Up until now, several protease inhibitors are on the market or are being developed.
35 One particular core structure (depicted below) has been disclosed in a number of references, such as, WO 95/06030, WO 96/22287, WO 96/28418, WO 96/28463, WO 96/28464, WO 96/28465 and WO 97/18205. The compounds disclosed therein are described as retroviral protease inhibitors.

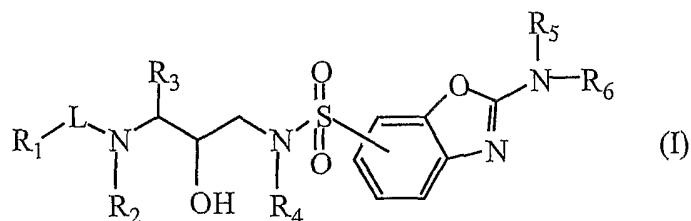
-3-



WO 99/67254 discloses 4-substituted-phenyl sulfonamides capable of inhibiting multi-drug resistant retroviral proteases.



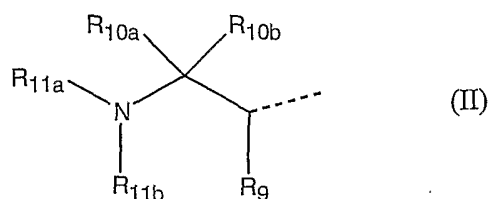
- 5 Surprisingly, the 2-amino-benzoxazole sulfonamides of the present invention are found to have a favorable pharmacological and pharmacokinetic profile. Not only are they active against wild-type HIV virus, but they also show a broadspectrum activity against various mutant HIV viruses exhibiting resistance against known protease inhibitors.
- 10 The present invention concerns 2-amino-benzoxazole protease inhibitors, having the formula



and *N*-oxides, salts, stereoisomeric forms, racemic mixtures, prodrugs, esters and metabolites thereof, wherein

- 15 R_1 and R_8 are, each independently, hydrogen, C_{1-6} alkyl, C_{2-6} alkenyl, aryl C_{1-6} alkyl, C_{3-7} cycloalkyl, C_{3-7} cycloalkyl C_{1-6} alkyl, aryl, Het¹, Het¹ C_{1-6} alkyl, Het², Het² C_{1-6} alkyl;

R_1 may also be a radical of formula



- 20 wherein

R₉, R_{10a} and R_{10b} are, each independently, hydrogen, C₁₋₄alkyloxycarbonyl, carboxyl, aminocarbonyl, mono- or di(C₁₋₄alkyl)aminocarbonyl, C₃₋₇cycloalkyl, C₂₋₆alkenyl, C₂₋₆alkynyl or C₁₋₄alkyl optionally substituted with aryl, Het¹, Het², C₃₋₇cycloalkyl, C₁₋₄alkyloxycarbonyl, carboxyl, aminocarbonyl, mono- or di(C₁₋₄alkyl)aminocarbonyl, aminosulfonyl, C₁₋₄alkylS(O)_t, hydroxy, cyano, halogen or amino optionally mono- or disubstituted where the substituents are each independently selected from C₁₋₄alkyl, aryl, arylC₁₋₄alkyl, C₃₋₇cycloalkyl, C₃₋₇cycloalkylC₁₋₄alkyl, Het¹, Het², Het¹C₁₋₄alkyl and Het²C₁₋₄alkyl; whereby R₉, R_{10a} and the carbon atoms to which they are attached may also form a C₃₋₇cycloalkyl radical; when L is -O-C₁₋₆alkanediyl-C(=O)- or -NR₈-C₁₋₆alkanediyl-C(=O)-, then R₉ may also be oxo;

R_{11a} is hydrogen, C₂₋₆alkenyl, C₂₋₆alkynyl, C₃₋₇cycloalkyl, aryl, aminocarbonyl optionally mono- or disubstituted, aminoC₁₋₄alkylcarbonyloxy optionally mono- or disubstituted, C₁₋₄alkyloxycarbonyl, aryloxycarbonyl, Het¹oxycarbonyl, Het²oxycarbonyl, aryloxycarbonylC₁₋₄alkyl, arylC₁₋₄alkyloxycarbonyl, C₁₋₄alkylcarbonyl, C₃₋₇cycloalkylcarbonyl, C₃₋₇cycloalkylC₁₋₄alkyloxycarbonyl, C₃₋₇cycloalkylcarbonyloxy, carboxylC₁₋₄alkylcarbonyloxy, C₁₋₄alkylcarbonyloxy, arylC₁₋₄alkylcarbonyloxy, arylcarbonyloxy, aryloxycarbonyloxy, Het¹carbonyl, Het¹carbonyloxy, Het¹C₁₋₄alkyloxycarbonyl, Het²carbonyloxy, Het²C₁₋₄alkylcarbonyloxy, Het²C₁₋₄alkyloxycarbonyloxy or C₁₋₄alkyl optionally substituted with aryl, aryloxy, Het² or hydroxy; wherein the substituents on the amino groups are each independently selected from C₁₋₄alkyl, aryl, arylC₁₋₄alkyl, C₃₋₇cycloalkyl, C₃₋₇cycloalkylC₁₋₄alkyl, Het¹, Het², Het¹C₁₋₄alkyl and Het²C₁₋₄alkyl;

R_{11b} is hydrogen, C₃₋₇cycloalkyl, C₂₋₆alkenyl, C₂₋₆alkynyl, aryl, Het¹, Het² or C₁₋₄alkyl optionally substituted with halogen, hydroxy, C₁₋₄alkylS(=O)_t, aryl, C₃₋₇cycloalkyl, Het¹, Het², amino optionally mono- or disubstituted where the substituents are each independently selected from C₁₋₄alkyl, aryl, arylC₁₋₄alkyl, C₃₋₇cycloalkyl, C₃₋₇cycloalkylC₁₋₄alkyl, Het¹, Het², Het¹C₁₋₄alkyl and Het²C₁₋₄alkyl;

whereby R_{11b} may be linked to the remainder of the molecule via a sulfonyl group;

t is, each independently, zero, 1 or 2;

R₂ is hydrogen or C₁₋₆alkyl;

L is -C(=O)-, -O-C(=O)-, -NR₈-C(=O)-, -O-C₁₋₆alkanediyl-C(=O)-,

-NR₈-C₁₋₆alkanediyl-C(=O)-, -S(=O)₂-, -O-S(=O)₂-, -NR₈-S(=O)₂ whereby either the C(=O) group or the S(=O)₂ group is attached to the NR₂ moiety; whereby the

C₁₋₆alkanediyl moiety is optionally substituted with a substituent selected from hydroxy, aryl, Het¹, and Het²;

R₃ is C₁₋₆alkyl, aryl, C₃₋₇cycloalkyl, C₃₋₇cycloalkylC₁₋₄alkyl, or arylC₁₋₄alkyl;

R₄ is hydrogen, C₁₋₄alkyloxycarbonyl, carboxyl, aminocarbonyl, mono- or
 5 di(C₁₋₄alkyl)aminocarbonyl, C₃₋₇cycloalkyl, C₂₋₆alkenyl, C₂₋₆alkynyl, or C₁₋₆alkyl
 optionally substituted with one or more substituents each independently selected
 from aryl, Het¹, Het², C₃₋₇cycloalkyl, C₁₋₄alkyloxycarbonyl, carboxyl, amino-
 carbonyl, mono- or di(C₁₋₄alkyl)aminocarbonyl, aminosulfonyl, C₁₋₄alkylS(=O)_t,
 hydroxy, cyano, halogen and amino optionally mono- or disubstituted where the
 10 substituents are each independently selected from C₁₋₄alkyl, aryl, arylC₁₋₄alkyl,
 C₃₋₇cycloalkyl, C₃₋₇cycloalkyl-C₁₋₄alkyl, Het¹, Het², Het¹C₁₋₄alkyl and
 Het²C₁₋₄alkyl;

R₅ is hydrogen or C₁₋₆alkyl;

R₆ is hydrogen or C₁₋₆alkyl.
 15

A basic nitrogen occurring in the present compounds can be quaternized with any agent known to those of ordinary skill in the art including, for instance, lower alkyl halides, dialkyl sulfates, long chain halides and aralkyl halides.

20 Whenever the term "substituted" is used in defining the compounds of formula (I), it is meant to indicate that one or more hydrogens on the atom indicated in the expression using "substituted" is replaced with a selection from the indicated group, provided that the indicated atom's normal valency is not exceeded, and that the substitution results in a chemically stable compound, i.e. a compound that is sufficiently robust to survive
 25 isolation to a useful degree of purity from a reaction mixture, and formulation into a therapeutic agent.

As used herein, the term "halo" or "halogen" as a group or part of a group is generic for fluoro, chloro, bromo or iodo.

30 The term "C₁₋₄alkyl" as a group or part of a group defines straight and branched chained saturated hydrocarbon radicals having from 1 to 4 carbon atoms, such as, for example, methyl, ethyl, propyl, butyl and 2-methyl-propyl.

The term "C₁₋₆alkyl" as a group or part of a group defines straight and branched chained saturated hydrocarbon radicals having from 1 to 6 carbon atoms such as the
 35 groups defined for C₁₋₄alkyl and pentyl, hexyl, 2-methylbutyl, 3-methylpentyl and the like.

The term "C₁₋₆alkanediyl" as a group or part of a group defines bivalent straight and

branched chained saturated hydrocarbon radicals having from 1 to 6 carbon atoms such as, for example, methylene, ethan-1,2-diyl, propan-1,3-diyl, propan-1,2-diyl, butan-1,4-diyl, pentan-1,5-diyl, hexan-1,6-diyl, 2-methylbutan-1,4-diyl, 3-methylpentan-1,5-diyl and the like.

5

The term "C₂₋₆alkenyl" as a group or part of a group defines straight and branched chained hydrocarbon radicals having from 2 to 6 carbon atoms containing at least one double bond such as, for example, ethenyl, propenyl, butenyl, pentenyl, hexenyl and the like.

- 10 The term "C₂₋₆alkynyl" as a group or part of a group defines straight and branched chained hydrocarbon radicals having from 2 to 6 carbon atoms containing at least one triple bond such as, for example, ethynyl, propynyl, butynyl, pentynyl, hexynyl and the like.

- 15 The term "C₃₋₇cycloalkyl" as a group or part of a group is generic to cyclopropyl, cyclobutyl, cyclopentyl, cyclohexyl or cycloheptyl.

- The term "aryl" as a group or part of a group is meant to include phenyl and naphthyl which both may be optionally substituted with one or more substituents independently selected from C₁₋₆alkyl, optionally mono- or disubstituted aminoC₁₋₆alkyl, C₁₋₆alkyloxy, halogen, hydroxy, hydroxyC₁₋₆alkyl, optionally mono- or disubstituted amino, nitro, cyano, haloC₁₋₆alkyl, carboxyl, C₁₋₆alkoxycarbonyl, C₃₋₇cycloalkyl, Het¹, optionally mono- or disubstituted aminocarbonyl, methylthio, methylsulfonyl, and phenyl optionally substituted with one or more substituents, each independently selected from C₁₋₆alkyl, optionally mono- or disubstituted aminoC₁₋₆alkyl, C₁₋₆alkyloxy, halogen, hydroxy, optionally mono- or disubstituted amino, nitro, cyano, haloC₁₋₆alkyl, carboxyl, C₁₋₆alkoxycarbonyl, C₃₋₇cycloalkyl, Het¹, optionally mono- or disubstituted aminocarbonyl, methylthio and methylsulfonyl; whereby the optional substituents on any amino function are independently selected from C₁₋₆alkyl, C₁₋₆alkyloxy-A-, Het¹-A-, Het¹C₁₋₆alkyl, Het¹C₁₋₆alkyl-A-, Het¹oxy-A-, Het¹oxyC₁₋₄alkyl-A-, phenyl-A-, phenyl-oxy-A-, phenyloxyC₁₋₄alkyl-A-, phenylC₁₋₆alkyl-A-, C₁₋₆alkyloxycarbonyl-amino-A-, amino-A-, aminoC₁₋₆alkyl and aminoC₁₋₆alkyl-A- whereby each of the amino groups may optionally be mono- or where possible di-substituted with C₁₋₄alkyl and whereby A is defined as C₁₋₆alkanediyl, -C(=O)-, -C(=S)-, -S(=O)₂-, C₁₋₆alkanediyl-C(=O)-, C₁₋₆alkanediyl-C(=S)- or C₁₋₆alkanediyl-S(=O)₂- whereby the point of attachment of A to the remainder of the molecule is the C₁₋₆alkanediyl group in those moieties containing said group.
- 30
- 35

An interesting subgroup in the definition of "aryl" as a group or part of a group includes phenyl and naphthyl which both may be optionally substituted with one or more substituents independently selected from C₁₋₆alkyl, C₁₋₆alkyloxy, halogen, hydroxy,

- optionally mono- or disubstituted amino, nitro, cyano, haloC₁₋₆alkyl, carboxyl, C₁₋₆alkoxycarbonyl, C₃₋₇cycloalkyl, Het¹, optionally mono- or disubstituted aminocarbonyl, methylthio, methylsulfonyl, and phenyl optionally substituted with one or more substituents selected from C₁₋₆alkyl, C₁₋₆alkyloxy, halogen, hydroxy, optionally
- 5 mono- or disubstituted amino, nitro, cyano, haloC₁₋₆alkyl, carboxyl, C₁₋₆alkoxycarbonyl, C₃₋₇cycloalkyl, Het¹, optionally mono- or disubstituted aminocarbonyl, methylthio and methylsulfonyl; whereby the optional substituents on any amino function are independently selected from C₁₋₆alkyl, C₁₋₆alkyloxy-A-, Het¹-A-, Het¹C₁₋₆alkyl, Het¹C₁₋₆alkyl-A-, Het¹oxy-A-, Het¹oxyC₁₋₄alkyl-A-, phenyl-A-,
- 10 phenyl-oxy-A-, phenyloxyC₁₋₄alkyl-A-, phenylC₁₋₆alkyl-A-, C₁₋₆alkyloxycarbonyl-amino-A-, amino-A-, aminoC₁₋₆alkyl and aminoC₁₋₆alkyl-A- whereby each of the amino groups may optionally be mono- or where possible di-substituted with C₁₋₄alkyl and whereby A is as defined above.
- 15 The term "haloC₁₋₆alkyl" as a group or part of a group is defined as C₁₋₆alkyl substituted with one or more halogen atoms, preferably, chloro or fluoro atoms, more preferably fluoro atoms. Preferred haloC₁₋₆alkyl groups include for instance trifluoromethyl and difluoromethyl.
- The term "hydroxyC₁₋₆alkyl" as a group or part of a group is defined as C₁₋₆alkyl
- 20 substituted with one or more hydroxy groups.
- The term "Het¹" as a group or part of a group is defined as a saturated or partially unsaturated monocyclic, bicyclic or tricyclic heterocycle having 3 to 14 ring members, preferably 5 to 10 ring members and more preferably 5 to 8 ring members, which contains one or more heteroatom ring members, each independently selected from
- 25 nitrogen, oxygen or sulfur, and which is optionally substituted on one or more carbon atoms by C₁₋₆alkyl, optionally mono- or disubstituted aminoC₁₋₆alkyl, hydroxyC₁₋₆alkyl, C₁₋₆alkyloxy, halogen, hydroxy, oxo, optionally mono- or disubstituted amino, nitro, cyano, haloC₁₋₆alkyl, carboxyl, C₁₋₆alkoxycarbonyl, C₃₋₇cycloalkyl, optionally mono- or disubstituted aminocarbonyl, methylthio, methylsulfonyl, aryl and a saturated
- 30 or partially unsaturated monocyclic, bicyclic or tricyclic heterocycle having 3 to 14 ring members which contains one or more heteroatom ring members, each independently selected from nitrogen, oxygen or sulfur, and whereby the optional substituents on any amino function are independently selected from C₁₋₆alkyl, C₁₋₆alkyloxy-A-, Het²-A-, Het²C₁₋₆alkyl, Het²C₁₋₆alkyl-A-, Het²oxy-A-, Het²oxyC₁₋₄alkyl-A-, aryl-A-, aryloxy-A-,
- 35 aryloxyC₁₋₄alkyl-A-, arylC₁₋₆alkyl-A-, C₁₋₆alkyloxycarbonylamino-A-, amino-A-, aminoC₁₋₆alkyl and aminoC₁₋₆alkyl-A- whereby each of the amino groups may optionally be mono- or where possible di-substituted with C₁₋₄alkyl and whereby A is as defined above.

An interesting subgroup in the definition of "Het¹" as a group or part of a group is defined as a saturated or partially unsaturated monocyclic, bicyclic or tricyclic heterocycle having preferably 3 to 12 ring members, more preferably 5 to 10 ring members and more preferably 5 to 8 ring members, which contains one or more heteroatom ring members selected from nitrogen, oxygen or sulfur and which is optionally substituted on one or more carbon atoms by C₁₋₆alkyl, C₁₋₆alkyloxy, halogen, hydroxy, oxo, optionally mono- or disubstituted amino, nitro, cyano, haloC₁₋₆alkyl, carboxyl, C₁₋₆alkoxycarbonyl, C₃₋₇cycloalkyl, optionally mono- or disubstituted aminocarbonyl, methylthio, methylsulfonyl, aryl and a saturated or partially unsaturated monocyclic, bicyclic or tricyclic heterocycle having 3 to 12 ring members which contains one or more heteroatom ring members selected from nitrogen, oxygen or sulfur and whereby the optional substituents on any amino function are independently selected from C₁₋₆alkyl, C₁₋₆alkyloxy-A-, Het²-A-, Het²C₁₋₆alkyl, Het²C₁₋₆alkyl-A-, Het²oxy-A-, Het²oxyC₁₋₄alkyl-A-, aryl-A-, aryloxy-A-, aryloxyC₁₋₄alkyl-A-, arylC₁₋₆alkyl-A-, C₁₋₆alkyloxycarbonylamino-A-, amino-A-, aminoC₁₋₆alkyl and aminoC₁₋₆alkyl-A- whereby each of the amino groups may optionally be mono- or where possible di-substituted with C₁₋₄alkyl and whereby A is as defined above.

The term "Het²" as a group or part of a group is defined as an aromatic monocyclic, bicyclic or tricyclic heterocycle having 3 to 14 ring members, preferably 5 to 10 ring members and more preferably 5 to 6 ring members, which contains one or more heteroatom ring members each independently selected from nitrogen, oxygen or sulfur, and which is optionally substituted on one or more carbon atoms by C₁₋₆alkyl, optionally mono- or disubstituted aminoC₁₋₆alkyl, hydroxyC₁₋₆alkyl, C₁₋₆alkyloxy, halogen, hydroxy, optionally mono- or disubstituted amino, nitro, cyano, haloC₁₋₆alkyl, carboxyl, C₁₋₆alkoxycarbonyl, C₃₋₇cycloalkyl, optionally mono- or disubstituted aminocarbonyl, methylthio, methylsulfonyl, aryl, Het¹ and an aromatic monocyclic, bicyclic or tricyclic heterocycle having 3 to 12 ring members; whereby the optional substituents on any amino function are independently selected from C₁₋₆alkyl, C₁₋₆alkyloxy-A-, Het¹-A-, Het¹C₁₋₆alkyl, Het¹C₁₋₆alkyl-A-, Het¹oxy-A-, Het¹oxy-C₁₋₄alkyl-A-, aryl-A-, aryloxy-A-, aryloxyC₁₋₄alkyl-A-, arylC₁₋₆alkyl-A-, C₁₋₆alkyloxycarbonylamino-A-, amino-A-, aminoC₁₋₆alkyl and aminoC₁₋₆alkyl-A- whereby each of the amino groups may optionally be mono- or where possible di-substituted with C₁₋₄alkyl and whereby A is as defined above.

An interesting subgroup in the definition of "Het²" as a group or part of a group is defined as an aromatic monocyclic, bicyclic or tricyclic heterocycle having preferably 3 to 12 ring members, more preferably 5 to 10 ring members and more preferably 5 to 6 ring members, which contains one or more heteroatom ring members selected from

nitrogen, oxygen or sulfur and which is optionally substituted on one or more carbon atoms by C₁₋₆alkyl, C₁₋₆alkyloxy, halogen, hydroxy, optionally mono- or disubstituted amino, nitro, cyano, haloC₁₋₆alkyl, carboxyl, C₁₋₆alkoxycarbonyl, C₃₋₇cycloalkyl, optionally mono- or disubstituted aminocarbonyl, methylthio, methylsulfonyl, aryl, Het¹ and an aromatic monocyclic, bicyclic or tricyclic heterocycle having 3 to 12 ring members; whereby the optional substituents on any amino function are independently selected from C₁₋₆alkyl, C₁₋₆alkyloxy-A-, Het¹-A-, Het¹C₁₋₆alkyl, Het¹C₁₋₆alkyl-A-, Het¹oxy-A-, Het¹oxyC₁₋₄alkyl-A-, aryl-A-, aryloxy-A-, aryloxyC₁₋₄alkyl-A-, arylC₁₋₆alkyl-A-, C₁₋₆alkyloxycarbonylamino-A-, amino-A-, aminoC₁₋₆alkyl and aminoC₁₋₆alkyl-A- whereby each of the amino groups may optionally be mono- or where possible di-substituted with C₁₋₄alkyl and whereby A is as defined above.

As used herein, the term (=O) forms a carbonyl moiety with the carbon atom to which it is attached. The term (=O) forms a sulfoxide with the sulfur atom to which it is attached. The term (=O)₂ forms a sulfonyl with the sulfur atom to which it is attached.

As used herein, the term (=S) forms a thiocarbonyl moiety with the carbon atom to which it is attached.

As used herein before, the term "one or more" covers the possibility of all the available atoms, where appropriate, to be substituted, preferably, one, two or three.

When any variable (e.g. halogen or C₁₋₄alkyl) occurs more than one time in any constituent, each definition is independent.

The term "prodrug" as used throughout this text means the pharmacologically acceptable derivatives such as esters, amides and phosphates, such that the resulting *in vivo* biotransformation product of the derivative is the active drug as defined in the compounds of formula (I). The reference by Goodman and Gilman (The Pharmacological Basis of Therapeutics, 8th ed, McGraw-Hill, Int. Ed. 1992, "Biotransformation of Drugs", p 13-15) describing prodrugs generally is hereby incorporated. Prodrugs of a compound of the present invention are prepared by modifying functional groups present in the compound in such a way that the modifications are cleaved, either in routine manipulation or *in vivo*, to the parent compound. Prodrugs include compounds of the present invention wherein a hydroxy group, for instance the hydroxy group on the asymmetric carbon atom, or an amino group is bonded to any group that, when the prodrug is administered to a patient, cleaves to form a free hydroxyl or free amino, respectively.

Typical examples of prodrugs are described for instance in WO 99/33795, WO 99/33815, WO 99/33793 and WO 99/33792 all incorporated herein by reference.

5 Prodrugs are characterized by excellent aqueous solubility, increased bioavailability and are readily metabolized into the active inhibitors *in vivo*.

For therapeutic use, the salts of the compounds of formula (I) are those wherein the counterion is pharmaceutically or physiologically acceptable. However, salts having a pharmaceutically unacceptable counterion may also find use, for example, in the
10 preparation or purification of a pharmaceutically acceptable compound of formula (I). All salts, whether pharmaceutically acceptable or not are included within the ambit of the present invention.

The pharmaceutically acceptable or physiologically tolerable addition salt forms which
15 the compounds of the present invention are able to form can conveniently be prepared using the appropriate acids, such as, for example, inorganic acids such as hydrohalic acids, e.g. hydrochloric or hydrobromic acid; sulfuric; hemisulphuric, nitric; phosphoric and the like acids; or organic acids such as, for example, acetic, aspartic, dodecylsulphuric, heptanoic, hexanoic, nicotinic, propanoic, hydroxyacetic, lactic,
20 pyruvic, oxalic, malonic, succinic, maleic, fumaric, malic, tartaric, citric, methane-sulfonic, ethanesulfonic, benzenesulfonic, *p*-toluenesulfonic, cyclamic, salicylic, *p*-aminosalicylic, pamoic and the like acids.

Conversely said acid addition salt forms can be converted by treatment with an
25 appropriate base into the free base form.

The compounds of formula (I) containing an acidic proton may also be converted into their non-toxic metal or amine addition salt form by treatment with appropriate organic and inorganic bases. Appropriate base salt forms comprise, for example, the
30 ammonium salts, the alkali and earth alkaline metal salts, e.g. the lithium, sodium, potassium, magnesium, calcium salts and the like, salts with organic bases, e.g. the benzathine, N-methyl, -D-glucamine, hydrabamine salts, and salts with amino acids such as, for example, arginine, lysine and the like.

35 Conversely said base addition salt forms can be converted by treatment with an appropriate acid into the free acid form.

The term "salts" also comprises the hydrates and the solvent addition forms which the compounds of the present invention are able to form. Examples of such forms are e.g.

hydrates, alcoholates and the like.

The *N*-oxide forms of the present compounds are meant to comprise the compounds of formula (I) wherein one or several nitrogen atoms are oxidized to the so-called *N*-oxide.

- 5 The present compounds may also exist in their tautomeric forms. Such forms, although not explicitly indicated in the above formula are intended to be included within the scope of the present invention.

10 The term stereochemically isomeric forms of compounds of the present invention, as used hereinbefore, defines all possible compounds made up of the same atoms bonded by the same sequence of bonds but having different three-dimensional structures which are not interchangeable, which the compounds of the present invention may possess. Unless otherwise mentioned or indicated, the chemical designation of a compound encompasses the mixture of all possible stereochemically isomeric forms which said
15 compound may possess. Said mixture may contain all diastereomers and/or enantiomers of the basic molecular structure of said compound. All stereochemically isomeric forms of the compounds of the present invention both in pure form or in admixture with each other are intended to be embraced within the scope of the present invention.

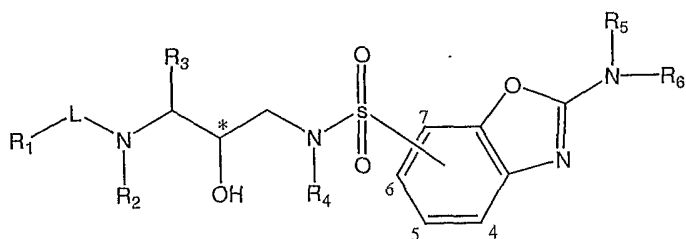
20 Pure stereoisomeric forms of the compounds and intermediates as mentioned herein are defined as isomers substantially free of other enantiomeric or diastereomeric forms of the same basic molecular structure of said compounds or intermediates. In particular, the term 'stereoisomerically pure' concerns compounds or intermediates having a
25 stereoisomeric excess of at least 80% (i. e. minimum 90% of one isomer and maximum 10% of the other possible isomers) up to a stereoisomeric excess of 100% (i.e. 100% of one isomer and none of the other), more in particular, compounds or intermediates having a stereoisomeric excess of 90% up to 100%, even more in particular having a stereoisomeric excess of 94% up to 100% and most in particular having a stereoisomeric
30 excess of 97% up to 100%. The terms 'enantiomerically pure' and 'diastereomerically pure' should be understood in a similar way, but then having regard to the enantiomeric excess, respectively the diastereomeric excess of the mixture in question.

35 Pure stereoisomeric forms of the compounds and intermediates of this invention may be obtained by the application of art-known procedures. For instance, enantiomers may be separated from each other by the selective crystallization of their diastereomeric salts with optically active acids or bases. Examples thereof are tartaric acid, dibenzoyltartaric acid, ditoluoyltartaric acid and camphosulfonic acid. Alternatively, enantiomers may be separated by chromatographic techniques using chiral stationary

phases. Said pure stereochemically isomeric forms may also be derived from the corresponding pure stereochemically isomeric forms of the appropriate starting materials, provided that the reaction occurs stereospecifically. Preferably, if a specific stereoisomer is desired, said compound will be synthesized by stereospecific methods of preparation. These methods will advantageously employ enantiomerically pure starting materials.

The diastereomeric racemates of formula (I) can be obtained separately by conventional methods. Appropriate physical separation methods which may advantageously be employed are, for example, selective crystallization and chromatography, e.g. column chromatography.

It is clear to a person skilled in the art that the compounds of formula (I) contain at least one asymmetric center and thus may exist as different stereoisomeric forms. This asymmetric center is indicated with an asterisk (*) in the figure below.



The absolute configuration of each asymmetric center that may be present in the compounds of formula (I) may be indicated by the stereochemical descriptors R and S, this R and S notation corresponding to the rules described in Pure Appl. Chem. 1976, 45, 11-30. The carbon atom marked with the asterisk (*) preferably has the R configuration.

The present invention is also intended to include all isotopes of atoms occurring on the present compounds. Isotopes include those atoms having the same atomic number but different mass numbers. By way of general example and without limitation, isotopes of hydrogen include tritium and deuterium. Isotopes of carbon include C-13 and C-14.

Whenever used hereinafter, the term "compounds of formula (I)", or "the present compounds" or similar term is meant to include the compounds of general formula (I), their N-oxides, salts, stereoisomeric forms, racemic mixtures, prodrugs, esters and metabolites, as well as their quaternized nitrogen analogues.

An interesting group of compounds are those of formula (I) wherein

- 5 R_9 , R_{10a} and R_{10b} are, each independently, hydrogen, C_{1-4} alkyloxycarbonyl, carboxyl, aminocarbonyl, mono- or di(C_{1-4} alkyl)aminocarbonyl, C_{3-7} cycloalkyl, C_{2-6} alkenyl, C_{2-6} alkynyl or C_{1-4} alkyl optionally substituted with aryl, Het^1 , Het^2 , C_{3-7} cycloalkyl, C_{1-4} alkyloxycarbonyl, carboxyl, aminocarbonyl, mono- or di(C_{1-4} alkyl)aminocarbonyl, aminosulfonyl, C_{1-4} alkylS(O)_t, hydroxy, cyano, halogen or amino optionally mono- or disubstituted where the substituents are selected from C_{1-4} alkyl, aryl, aryl C_{1-4} alkyl, C_{3-7} cycloalkyl, C_{3-7} cycloalkyl C_{1-4} alkyl, Het^1 , Het^2 , Het^1C_{1-4} alkyl and Het^2C_{1-4} alkyl; whereby R_9 , R_{10a} and the carbon atoms to which they are attached may also form a C_{3-7} cycloalkyl radical;
- 10 R_{11b} is hydrogen, C_{3-7} cycloalkyl, C_{2-6} alkenyl, C_{2-6} alkynyl, aryl, Het^1 , Het^2 or C_{1-4} alkyl optionally substituted with halogen, hydroxy, C_{1-4} alkylS(=O)_t, aryl, C_{3-7} cycloalkyl, Het^1 , Het^2 , amino optionally mono- or disubstituted where the substituents are selected from C_{1-4} alkyl, aryl, aryl C_{1-4} alkyl, C_{3-7} cycloalkyl, C_{3-7} cycloalkyl C_{1-4} alkyl, Het^1 , Het^2 , Het^1C_{1-4} alkyl and Het^2C_{1-4} alkyl;
- 15 whereby R_{11b} may be linked to the remainder of the molecule via a sulfonyl group;
- t is zero, 1 or 2;
- 20 L is $-C(=O)-$, $-O-C(=O)-$, $-NR_8-C(=O)-$, $-O-C_{1-6}$ alkanediyl- $C(=O)-$, $-NR_8-C_{1-6}$ alkanediyl- $C(=O)-$, $-S(=O)_2-$, $-O-S(=O)_2-$, $-NR_8-S(=O)_2$ whereby either the $C(=O)$ group or the $S(=O)_2$ group is attached to the NR_2 moiety;
- 25 R_4 is hydrogen, C_{1-4} alkyloxycarbonyl, carboxyl, aminocarbonyl, mono- or di(C_{1-4} alkyl)aminocarbonyl, C_{3-7} cycloalkyl, C_{2-6} alkenyl, C_{2-6} alkynyl, or C_{1-6} alkyl optionally substituted with one or more substituents selected from aryl, Het^1 , Het^2 , C_{3-7} cycloalkyl, C_{1-4} alkyloxycarbonyl, carboxyl, aminocarbonyl, mono- or di(C_{1-4} alkyl)aminocarbonyl, aminosulfonyl, C_{1-4} alkylS(=O)_t, hydroxy, cyano, halogen and amino optionally mono- or disubstituted where the substituents are selected from C_{1-4} alkyl, aryl, aryl C_{1-4} alkyl, C_{3-7} cycloalkyl, C_{3-7} cycloalkyl- C_{1-4} alkyl, Het^1 , Het^2 , Het^1C_{1-4} alkyl and Het^2C_{1-4} alkyl;
- 30

A particular group of compounds are those compounds of formula (I) wherein one or more of the following restrictions apply :

- 35 R_1 is hydrogen, Het^1 , Het^2 , aryl, Het^1C_{1-6} alkyl, Het^2C_{1-6} alkyl, aryl C_{1-6} alkyl, more in particular, R_1 is a saturated or partially unsaturated monocyclic or bicyclic heterocycle having 5 to 8 ring members, which contains one or more heteroatom ring members selected from nitrogen, oxygen or sulfur and which is optionally substituted, or phenyl optionally substituted with one or more substituents;

R₂ is hydrogen;

L is -C(=O)-, -O-C(=O)-, -O-C₁₋₆alkanediyl-C(=O)-, more in particular, L is -O-C(=O)- or -O-C₁₋₆alkanediyl-C(=O)-, whereby in each case the C(=O) group is attached to the NR₂ moiety;

- 5 R₃ is arylC₁₋₄alkyl, in particular, arylmethyl, more in particular phenylmethyl;
 R₄ is optionally substituted C₁₋₆alkyl, in particular unsubstituted C₁₋₆alkyl or C₁₋₆alkyl optionally substituted with one or more substituents selected from aryl, Het¹, Het², C₃₋₇cycloalkyl and amino optionally mono- or disubstituted where the substituents are selected from C₁₋₄alkyl, aryl, Het¹ and Het²;
 10 R₅ is hydrogen or methyl;
 R₆ is hydrogen or methyl.

A special group of compounds are those compounds of formula (I) wherein R₁-L is Het¹-O-C(=O), Het²-C₁₋₆alkanediyl-O-C(=O), aryl-O-C₁₋₆alkanediyl-C(=O) or aryl—

- 15 C(=O).

Also a special group of compounds are those compounds of formula (I) wherein NR₅R₆ is amino, monomethylamino or dimethylamino.

- 20 Of particular interest are those compounds of formula (I) wherein R₁ is hydrogen, C₁₋₆alkyl, C₂₋₆alkenyl, arylC₁₋₆alkyl, C₃₋₇cycloalkyl, C₃₋₇cycloalkylC₁₋₆alkyl, aryl, Het¹, Het¹C₁₋₆alkyl, Het², Het²C₁₋₆alkyl, in particular, R₁ is hydrogen, C₁₋₆alkyl, C₂₋₆alkenyl, arylC₁₋₆alkyl, C₃₋₇cycloalkyl, C₃₋₇cycloalkylC₁₋₆alkyl, aryl, Het², Het²C₁₋₆alkyl.
 25 An interesting group of compounds are those compounds of formula (I) wherein R₁ is hydrogen, C₁₋₆alkyl, C₂₋₆alkenyl, arylC₁₋₆alkyl, C₃₋₇cycloalkyl, C₃₋₇cycloalkyl-C₁₋₆alkyl, aryl, Het¹, Het¹C₁₋₆alkyl, Het², Het²C₁₋₆alkyl; wherein Het¹ is a saturated or partially unsaturated monocyclic heterocycle having 5 or 6 ring members, which contains one or more heteroatom ring members selected from nitrogen, oxygen or sulfur and which is
 30 optionally substituted on one or more carbon atoms.

Another interesting group of compounds are those compounds of formula (I) wherein L is -O-C₁₋₆alkanediyl-C(=O)-.

- 35 A preferred group of compounds are those compounds where the sulfonamide group is attached to the benzoxazole group in the 6-position.

A suitable group of compounds are those compounds of formula (I) wherein R₁ is aryl or arylC₁₋₆alkyl; in particular the aryl moiety of the R₁ definition is further substituted

on one or more ring members, whereby each substituent is independently selected from C₁₋₄alkyl, hydroxy, halogen, optionally mono- or disubstituted amino, optionally mono- or disubstituted aminoC₁₋₄alkyl, nitro and cyanogen; preferably the substituent is selected from methyl, ethyl, chlorine, iodine, bromine, hydroxy and cyanogen, in particular the aryl moiety contains 6 to 12 ring members, more in particular the aryl moiety in the definition of R₁ contains 6 ring members.

A suitable group of compounds are those compounds of formula (I) wherein R₁ is Het² or Het²C₁₋₆alkyl, wherein the Het² in the definition of R₁ contains one or more heteroatoms each independently selected from nitrogen, oxygen and sulfur; in particular the Het² moiety of the R₁ definition is further substituted on one or more ring members, whereby each substituent is independently selected from C₁₋₄alkyl, hydroxy, halogen, optionally mono- or disubstituted amino and cyanogen; preferably the substituent is selected from methyl, ethyl, chlorine, iodine, bromine, hydroxy, amino and cyanogen.

Another group of compounds are those of formula (I) wherein R₁ is Het² or Het²C₁₋₆alkyl, L is -C(=O)-, -O-C(=O)-, -O-C₁₋₆alkanediyl-C(=O)-; in particular the Het² moiety in the definition of R₁ is an aromatic heterocycle having 5 or 6 ring members, which contain one or more heteroatom ring members each independently selected from nitrogen, oxygen or sulfur, more in particular the Het² moiety is an aromatic heterocycle having 5 or 6 ring members, which contain two or more heteroatom ring members each independently selected from nitrogen, oxygen or sulfur.

A suitable group of compounds are those compounds of formula (I) wherein R₁ is Het¹ or Het¹C₁₋₆alkyl, wherein Het¹ in the definition of R₁ contains one or more heteroatoms each independently selected from nitrogen, oxygen and sulfur; in particular the Het¹ moiety of the definition of R₁ is further substituted on one or more ring members, whereby each substituent is independently selected from C₁₋₄alkyl, hydroxy, halogen, optionally mono- or disubstituted amino and cyanogen; preferably the substituent is selected from methyl, ethyl, chlorine, iodine, bromine, hydroxy, amino and cyanogen.

A suitable group of compounds are those compounds of formula (I) wherein R₁ is Het¹C₁₋₆alkyl, Het¹, wherein said Het¹ in the definition of R₁ is monocyclic having 5 or 6 ring members, wherein the Het¹ contains one or more heteroatoms each independently selected from nitrogen, oxygen and sulfur; in particular the Het¹ moiety of the R₁ definition is further substituted on one or more carbon atoms, whereby each substituent is independently selected from C₁₋₄alkyl, hydroxy, halogen, optionally mono- or disubstituted amino and cyanogen; preferably the substituent is selected from

methyl, ethyl, chlorine, iodine, bromine, hydroxy, amino and cyanogen.

A suitable group of compounds are those compounds of formula (I) wherein R_1 is Het^1 , wherein said Het^1 is bicyclic having 8 to 10 ring members, wherein the Het^1 contains
5 one or more heteroatoms each independently selected from nitrogen, oxygen and sulfur; in particular the Het^1 moiety of the R_1 definition is further substituted on one or more carbon atoms, whereby each substituent is independently selected from C_{1-4} alkyl, hydroxy, halogen, optionally mono- or disubstituted amino and cyanogen; preferably the substituent is selected from methyl, ethyl, chlorine, iodine, bromine, hydroxy,
10 amino and cyanogens, in particular the Het^1 moiety contains 2 or more heteroatoms selected from nitrogen, sulfur and oxygen.

A suitable group of compounds are those compounds of formula (I) wherein R_1 is Het^1 , wherein said Het^1 is a saturated bicyclic group having 5 to 10 ring members, wherein the
15 Het^1 contains one or more heteroatoms each independently selected from nitrogen, oxygen and sulfur; in particular the Het^1 moiety of the R_1 definition is further substituted on one or more carbon atoms, whereby each substituent is independently selected from C_{1-4} alkyl, hydroxy, halogen, optionally mono- or disubstituted amino and cyanogen; preferably the substituent is selected from methyl, ethyl, chlorine, iodine,
20 bromine, hydroxy, amino and cyanogens; in particular Het^1 contains 5 to 8 ring members; in particular the Het^1 moiety has 6 to 8 ring members wherein Het^1 contains 2 or more heteroatoms selected from nitrogen, sulfur and oxygen.

An interesting group of compounds are those compounds of formula (I) wherein R_1 is
25 G or $G-C_{1-6}$ alkyl, wherein G is selected from thiazolyl, imidazolyl, oxazolyl, oxadiazolyl, dioxazolyl, pyrazolyl, pyrazinyl, imidazolinonyl, quinolinyl, isoquinolinyl, indolyl, pyridazinyl, pyridinyl, pyrrolyl, pyranyl, pyrimidinyl, furanyl, triazolyl, tetrazolyl, benzofuranyl, benzoxazolyl, isoxazolyl, isothiazolyl, thiadiazolyl, thiophenyl, tetrahydrofurofuranyl, tetrahydropyranofuranyl, benzothiophenyl,
30 carbazoyl, imidazolonyl, oxazolonyl, indoliziny, triazinyl, quinoxaliny, piperidinyl, piperazinyl, morpholinyl, thiamorpholinyl, pyrazinyl, thienyl, tetrahydroquinolinyl, tetrahydroisoquinolinyl, β -carboliny, dioxanyl, dithianyl, oxolanyl, dioxolanyl, tetrahydrothiophenyl, tetrahydropyranyl, tetrahydropyranyl; wherein G is optionally benzofused; wherein G is optionally further substituted on one or more ring members;
35 preferably G is selected from thiazolyl, imidazolyl, oxazolyl, oxadiazolyl, pyrazolyl, pyridinyl, optionally substituted on one or more ring members.

A suitable group of compounds are those compounds of formula (I), wherein R_2 is hydrogen; R_3 is alkylaryl; and R_4 is C_{1-4} alkyl; in particular, R_2 is hydrogen; R_3 is

methylaryl; and R₄ is isobutyl.

A suitable group of compounds are those compounds of formula (I) as a salt, wherein the salt is selected from trifluoroacetate, fumarate, chloroacetate and methanesulfonate.

5 An interesting group of compounds are those compounds of formula (I) having a fold resistance, determined according to the methods herein described, in the range of 0.01 to 100 against HIV species having at least one mutation in the HIV protease as compared to the wild type sequence (e.g. M38432, K03455, gi 327742) at a position selected from
10 10, 71 and 84; in particular at least two mutations selected from 10, 71 and 84 are present in the HIV protease; in particular the compounds have a fold resistance in the range of 0.1 to 100, more in particular in the range 0.1 to 50, suitably in the range 0.2 to 35. An interesting group of compounds are compounds N° 1-8, 10, 12-13, 18-21, 23-24, 34-37, 39, 42-50, 53, 56, 58-59 as disclosed in the present invention.

15 A suitable group of compounds are compounds N° 1-3, 5-8, 18, 21, 23, 35, 46, 48-50, 53, 59 and 61 as disclosed in the instant invention.

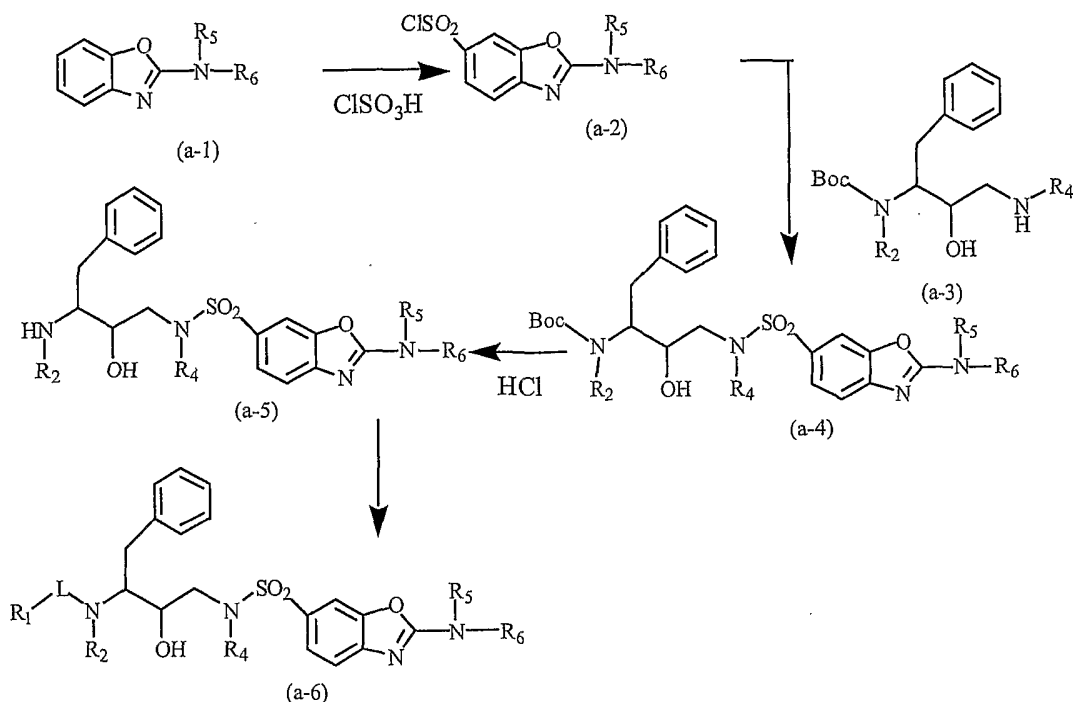
The invention also concerns a pharmaceutical composition consisting of a solid
20 dispersion comprising, (a) a compound as claimed in any of claim 1 tot 10, (b) one or more pharmaceutically acceptable water-soluble polymers. In particular, the compound is selected from compound N° 1-3, 5-8, 18, 21, 23, 35, 46, 48-50, 53, 59 and 61. Conveniently, a water soluble polymer includes hydroxypropylmethylcellulose, polyvinylpyrrolidone copolymer with vinyl acetate (PVP-VA).

25 Compounds having interesting pharmacokinetic properties are those of formula (I), containing at least one substituent independently selected from thiazole, imidazole and pyridine.

30 The compounds of formula (I) can generally be prepared using procedures analogous to those procedures described in WO 95/06030, WO 96/22287, WO 96/28418, WO 96/28463, WO 96/28464, WO 96/28465 and WO 97/18205.

Particular reaction procedures to make the present compounds are described below. In
35 the preparations described below, the reaction products may be isolated from the medium and, if necessary, further purified according to methodologies generally known in the art such as, for example, extraction, crystallization, trituration and chromatography.

Scheme A



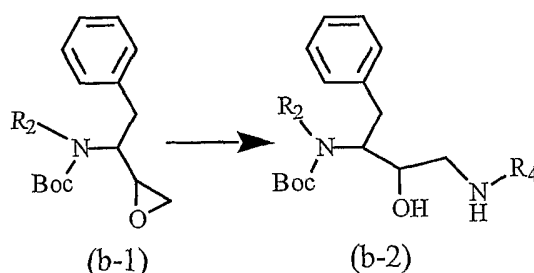
- The 2-amino-6-chlorosulfonylbenzoxazole derivative (intermediate **a-2**) was prepared following the procedure described in EP-A-0,445,926. Intermediates **a-4** were prepared by reacting an intermediate **a-3**, prepared according to the procedure described in WO97/18205 and also depicted in scheme B, with an intermediate **a-2** in a reaction-inert solvent such as dichloromethane, and in the presence of a base such as triethylamine and at low temperature, for example at 0°C . The Boc group in the intermediate **a-3** is a protective *tert*-butoxycarbonyl group. It may conveniently be replaced by another suitable protective group such as phthalimido or benzyloxycarbonyl.
- Intermediates **a-4** may be deprotected with an acid such as hydrochloric acid in isopropanol or with trifluoroacetic acid depending on the nature of the amino group in the 2 position of benzoxazole, in a suitable solvent such as a mixture of ethanol and dioxane, thus preparing an intermediate **a-5**. Said intermediate **a-5** may be further reacted with an intermediate of formula $\text{R}_1\text{-L}$ (leaving group) in the presence of a base such as triethylamine (for alcohols to generate a carbamate) and optionally in the presence of 1-(3-dimethylaminopropyl)-3-ethylcarbodiimide hydrochloric acid (EDC) and 1-hydroxybenzotriazole (HOBT) (for carboxylic acids to generate an amide) or an alcohol such as *tert*-butanol, and in a suitable solvent such as dichloromethane; thus forming intermediates **a-6**. Particularly, intermediates of formula $\text{R}_1\text{-C(=O)-OH}$ are suitable to further react with an intermediate **a-5**.

A convenient way of preparing compounds of formula (I) wherein both R_5 and R_6 are hydrogen can be prepared analogously to the procedure described in scheme A, and whereby one of R_5 or R_6 is replaced by a suitable protective group such as, for

example, an acetyl or an alkyloxycarbonyl group. In such a case, deprotection may occur simultaneously with the deprotection of the nitrogen atom on the left-hand side of the molecule.

- 5 A number of intermediates and starting materials used in the foregoing preparations are known compounds, while others may be prepared according to art-known methodologies of preparing said or similar compounds.

Scheme B

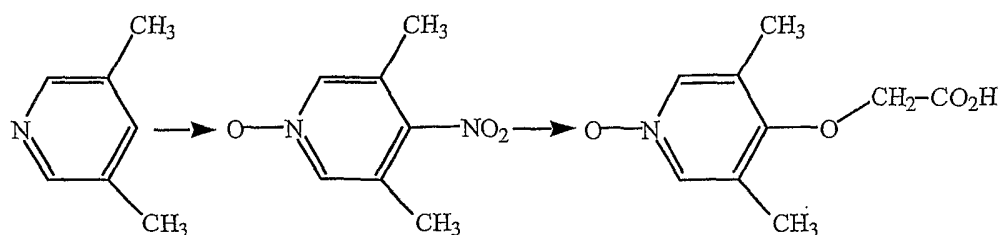


- 10 Intermediate **b-2**, corresponding to intermediate **a-3** in scheme A, may be prepared by adding an amine of formula H_2N-R_4 to an intermediate **b-1** in a suitable solvent such as isopropanol.

- In scheme B, enantiomerically pure compounds of formula **b-2** are only obtained if **b-1** is enantiomerically pure. If **b-1** is a mixture of stereoisomers, than **b-2** will also consist of a mixture of stereoisomers.

One particular example of preparing intermediates of formula R_1-L -(leaving group) as used in scheme A is depicted in scheme C.

Scheme C



20

The compounds of formula (I) may also be converted to the corresponding *N*-oxide forms following art-known procedures for converting a trivalent nitrogen into its *N*-oxide form. Said *N*-oxidation reaction may generally be carried out by reacting the starting material of formula (I) with an appropriate organic or inorganic peroxide.

- 25 Appropriate inorganic peroxides comprise, for example, hydrogen peroxide, alkali metal or earth alkaline metal peroxides, e.g. sodium peroxide, potassium peroxide; appropriate organic peroxides may comprise peroxy acids such as, for example,

benzenecarboperoxoic acid or halo substituted benzenecarboperoxoic acid, e.g. 3-chloro-benzenecarboperoxoic acid, peroxyalkanoic acids, e.g. peroxyacetic acid, alkylhydroperoxides, e.g. *tert*-butyl hydroperoxide. Suitable solvents are, for example, water, lower alkanols, e.g. ethanol and the like, hydrocarbons, e.g. toluene, ketones, 5 e.g. 2-butanone, halogenated hydrocarbons, e.g. dichloromethane, and mixtures of such solvents.

The present compounds can thus be used in animals, preferably in mammals, and in particular in humans as pharmaceuticals per se, in mixtures with one another or in the 10 form of pharmaceutical preparations.

Furthermore, the present invention relates to pharmaceutical preparations which as active constituents contain an effective dose of at least one of the compounds of formula (I) in addition to customary pharmaceutically innocuous excipients and 15 auxiliaries. The pharmaceutical preparations normally contain 0.1 to 90% by weight of a compound of formula (I). The pharmaceutical preparations can be prepared in a manner known per se to one of skill in the art. For this purpose, at least one of a compound of formula (I), together with one or more solid or liquid pharmaceutical excipients and/or auxiliaries and, if desired, in combination with other pharmaceutical 20 active compounds, are brought into a suitable administration form or dosage form which can then be used as a pharmaceutical in human medicine or veterinary medicine.

Pharmaceuticals which contain a compound according to the invention can be administered orally, parenterally, e.g., intravenously, rectally, by inhalation, or 25 topically, the preferred administration being dependent on the individual case, e.g., the particular course of the disorder to be treated. Oral administration is preferred.

The person skilled in the art is familiar on the basis of his expert knowledge with the auxiliaries which are suitable for the desired pharmaceutical formulation. Beside 30 solvents, gel-forming agents, suppository bases, tablet auxiliaries and other active compound carriers, antioxidants, dispersants, emulsifiers, antifoams, flavor corrigents, preservatives, solubilizers, agents for achieving a depot effect, buffer substances or colorants are also useful.

35 Due to their favorable pharmacological properties, particularly their activity against multi-drug resistant HIV protease enzymes, the compounds of the present invention are useful in the treatment of individuals infected by HIV and for the prophylaxis of these individuals. In general, the compounds of the present invention may be useful in the treatment of warm-blooded animals infected with viruses whose existence is mediated

by, or depends upon, the protease enzyme. Conditions which may be prevented or treated with the compounds of the present invention, especially conditions associated with HIV and other pathogenic retroviruses, include AIDS, AIDS-related complex (ARC), progressive generalized lymphadenopathy (PGL), as well as chronic CNS
5 diseases caused by retroviruses, such as, for example HIV mediated dementia and multiple sclerosis.

The compounds of the present invention or any subgroup thereof may therefore be used as medicines against above-mentioned conditions. Said use as a medicine or method of
10 treatment comprises the systemic administration to HIV-infected subjects of an amount effective to combat the conditions associated with HIV and other pathogenic retroviruses, especially HIV-1. Consequently, the compounds of the present invention can be used in the manufacture of a medicament useful for treating conditions associated with HIV and other pathogenic retroviruses, in particular medicaments
15 useful for treating patients infected with multi-drug resistant HIV virus.

In a preferred embodiment, the invention relates to the use of a compound of formula (I) or any subgroup thereof in the manufacture of a medicament for treating or combating infection or disease associated with multi-drug resistant retrovirus infection
20 in a mammal, in particular HIV-1 infection. Thus, the invention also relates to a method of treating a retroviral infection, or a disease associated with multi-drug resistant retrovirus infection comprising administering to a mammal in need thereof an effective amount of a compound of formula (I) or a subgroup thereof.

25 In another preferred embodiment, the present invention relates to the use of formula (I) or any subgroup thereof in the manufacture of a medicament for inhibiting a protease of a multi-drug resistant retrovirus in a mammal infected with said retrovirus, in particular HIV-1 retrovirus.

30 In another preferred embodiment, the present invention relates to the use of formula (I) or any subgroup thereof in the manufacture of a medicament for inhibiting multi-drug resistant retroviral replication, in particular HIV-1 replication.

The compounds of the present invention may also find use in inhibiting ex vivo
35 samples containing HIV or expected to be exposed to HIV. Hence, the present compounds may be used to inhibit HIV present in a body fluid sample which contains or is suspected to contain or be exposed to HIV.

Also, the combination of an antiretroviral compound and a compound of the present invention can be used as a medicine. Thus, the present invention also relates to a product containing (a) a compound of the present invention, and (b) another antiretroviral compound, as a combined preparation for simultaneous, separate or sequential use in treatment of retroviral infections, in particular, in the treatment of infections with multi-drug resistant retroviruses. Thus, to combat or treat HIV infections, or the infection and disease associated with HIV infections, such as Acquired Immunodeficiency Syndrome (AIDS) or AIDS Related Complex (ARC), the compounds of this invention may be co-administered in combination with for instance, binding inhibitors, such as, for example, dextran sulfate, suramine, polyanions, soluble CD4, PRO-542, BMS-806; fusion inhibitors, such as, for example, T20, T1249, 5-helix, D-peptide ADS-J1; co-receptor binding inhibitors, such as, for example, AMD 3100, AMD-3465, AMD7049, AMD3451 (Bicyclams), TAK 779; SHC-C (SCH351125), SHC-D, PRO-140RT inhibitors, such as, for example, foscarnet and prodrugs; nucleoside RTIs, such as, for example, AZT, 3TC, DDC, DDI, D4T, Abacavir, FTC, DAPD, dOTC, DPC 817; nucleotide RTIs, such as, for example, PMEa, PMPA (tenofovir); NNRTIs, such as, for example, nevirapine, delavirdine, efavirenz, 8 and 9-Cl TIBO (tivicapine), loviride, TMC-125, dapivirine, MKC-442, UC 781, UC 782, Capravirine, DPC 961, DPC963, DPC082, DPC083, calanolide A, SJ-1366, TSAO, 4"-deaminated TSAO, MV150, MV026048; RNase H inhibitors, such as, for example, SP1093V, PD126338; TAT inhibitors, such as, for example, RO-5-3335, K12, K37; integrase inhibitors, such as, for example, L 708906, L 731988, S-1360; protease inhibitors, such as, for example, amprenavir and prodrug GW908, ritonavir, nelfinavir, saquinavir, indinavir, lopinavir, palinavir, BMS 186316, atazanavir, DPC 681, DPC 684, tipranavir, AG1776, mozenavir, GS3333, KNI-413, KNI-272, L754394, L756425, LG-71350, PD161374, PD173606, PD177298, PD178390, PD178392, PNU 140135, TMC114 maslinic acid, U-140690; glycosylation inhibitors, such as, for example, castanospermine, deoxynojirimycin.

The combination may in some cases provide a synergistic effect, whereby viral infectivity and its associated symptoms may be prevented, substantially reduced, or eliminated completely.

The compounds of the present invention may also be administered in combination with immunomodulators (e.g., broprimine, anti-human alpha interferon antibody, IL-2, methionine enkephalin, interferon alpha, HE-2000 and naltrexone) with antibiotics (e.g., pentamidine isothiorate) cytokines (e.g. Th2), modulators of cytokines, chemokines or the receptors thereof (e.g. CCR5) or hormones (e.g. growth hormone) to

ameliorate, combat, or eliminate HIV infection and its symptoms. Such combination therapy in different formulations, may be administered simultaneously, separately or sequentially. Alternatively, such combination may be administered as a single formulation, whereby the active ingredients are released from the formulation
5 simultaneously or separately.

The compounds of the present invention may also be administered in combination with modulators of the metabolism following application of the drug to an individual.
10 These modulators include compounds that interfere with the metabolism at cytochromes, such as cytochrome P450. Some modulators inhibit cytochrome P450. It is known that several isoenzymes exist of cytochrome P450, one of which is cytochrome P450 3A4. Ritonavir is an example of a modulator of metabolism via cytochrome P450. Such combination therapy in different formulations, may be
15 administered simultaneously, separately or sequentially. Alternatively, such combination may be administered as a single formulation, whereby the active ingredients are released from the formulation simultaneously or separately. Such modulator may be administered at the same or different ratio as the compound of the present invention. Preferably, the weight ratio of such modulator vis-à-vis the
20 compound of the present invention (modulator:compound of the present invention) is 1:1 or lower, more preferable the ratio is 1:3 or lower, suitably the ratio is 1:10 or lower, more suitably the ratio is 1:30 or lower.

For an oral administration form, compounds of the present invention are mixed with
25 suitable additives, such as excipients, stabilizers or inert diluents, and brought by means of the customary methods into the suitable administration forms, such as tablets, coated tablets, hard capsules, aqueous, alcoholic, or oily solutions. Examples of suitable inert carriers are gum arabic, magnesia, magnesium carbonate, potassium phosphate, lactose, glucose, or starch, in particular, corn starch. In this case the preparation can be carried
30 out both as dry and as moist granules. Suitable oily excipients or solvents are vegetable or animal oils, such as sunflower oil or cod liver oil. Suitable solvents for aqueous or alcoholic solutions are water, ethanol, sugar solutions, or mixtures thereof. Polyethylene glycols and polypropylene glycols are also useful as further auxiliaries for other administration forms.

35 For subcutaneous or intravenous administration, the active compounds, if desired with the substances customary therefor such as solubilizers, emulsifiers or further auxiliaries, are brought into solution, suspension, or emulsion. The compounds of

formula (I) can also be lyophilized and the lyophilizates obtained used, for example, for the production of injection or infusion preparations. Suitable solvents are, for example, water, physiological saline solution or alcohols, e.g. ethanol, propanol, glycerol, in addition also sugar solutions such as glucose or mannitol solutions, or alternatively
5 mixtures of the various solvents mentioned.

Suitable pharmaceutical formulations for administration in the form of aerosols or sprays are, for example, solutions, suspensions or emulsions of the compounds of formula (I) or their physiologically tolerable salts in a pharmaceutically acceptable
10 solvent, such as ethanol or water, or a mixture of such solvents. If required, the formulation can also additionally contain other pharmaceutical auxiliaries such as surfactants, emulsifiers and stabilizers as well as a propellant. Such a preparation customarily contains the active compound in a concentration from approximately 0.1 to 50%, in particular from approximately 0.3 to 3% by weight.

15 In order to enhance the solubility and/or the stability of the compounds of formula (I) in pharmaceutical compositions, it can be advantageous to employ α -, β - or γ -cyclodextrins or their derivatives. Also co-solvents such as alcohols may improve the solubility and/or the stability of the compounds of formula (I) in pharmaceutical
20 compositions. In the preparation of aqueous compositions, addition salts of the subject compounds are obviously more suitable due to their increased water solubility.

Appropriate cyclodextrins are α -, β - or γ -cyclodextrins (CDs) or ethers and mixed ethers thereof wherein one or more of the hydroxy groups of the anhydroglucose units
25 of the cyclodextrin are substituted with C_{1-6} alkyl, particularly methyl, ethyl or isopropyl, e.g. randomly methylated β -CD; hydroxy C_{1-6} alkyl, particularly hydroxyethyl, hydroxypropyl or hydroxybutyl; carboxy C_{1-6} alkyl, particularly carboxymethyl or carboxyethyl; C_{1-6} alkyl-carbonyl, particularly acetyl; C_{1-6} alkyloxycarbonyl C_{1-6} alkyl or carboxy C_{1-6} alkyloxy C_{1-6} alkyl, particularly carboxymethoxypropyl or carboxyethoxy-
30 propyl; C_{1-6} alkylcarbonyloxy C_{1-6} alkyl, particularly 2-acetyloxypropyl. Especially noteworthy as complexants and/or solubilizers are β -CD, randomly methylated β -CD, 2,6-dimethyl- β -CD, 2-hydroxyethyl- β -CD, 2-hydroxyethyl- γ -CD, 2-hydroxypropyl- γ -CD and (2-carboxymethoxy)propyl- β -CD, and in particular 2-hydroxypropyl- β -CD (2-HP- β -CD).

35 The term mixed ether denotes cyclodextrin derivatives wherein at least two cyclodextrin hydroxy groups are etherified with different groups such as, for example, hydroxy-propyl and hydroxyethyl.

An interesting way of formulating the present compounds in combination with a cyclodextrin or a derivative thereof has been described in EP-A-721,331. Although the formulations described therein are with antifungal active ingredients, they are equally interesting for formulating the compounds of the present invention. The formulations described therein are particularly suitable for oral administration and comprise an antifungal as active ingredient, a sufficient amount of a cyclodextrin or a derivative thereof as a solubilizer, an aqueous acidic medium as bulk liquid carrier and an alcoholic co-solvent that greatly simplifies the preparation of the composition. Said formulations may also be rendered more palatable by adding pharmaceutically acceptable sweeteners and/or flavors.

Other convenient ways to enhance the solubility of the compounds of the present invention in pharmaceutical compositions are described in WO 94/05263, WO 98/42318, EP-A-499,299 and WO 97/44014, all incorporated herein by reference.

More in particular, the present compounds may be formulated in a pharmaceutical composition comprising a therapeutically effective amount of particles consisting of a solid dispersion comprising (a) a compound of formula (I), and (b) one or more pharmaceutically acceptable water-soluble polymers.

The term "a solid dispersion" defines a system in a solid state (as opposed to a liquid or gaseous state) comprising at least two components, wherein one component is dispersed more or less evenly throughout the other component or components. When said dispersion of the components is such that the system is chemically and physically uniform or homogenous throughout or consists of one phase as defined in thermodynamics, such a solid dispersion is referred to as "a solid solution". Solid solutions are preferred physical systems because the components therein are usually readily bioavailable to the organisms to which they are administered.

The term "a solid dispersion" also comprises dispersions which are less homogenous throughout than solid solutions. Such dispersions are not chemically and physically uniform throughout or comprise more than one phase.

The water-soluble polymer in the particles is conveniently a polymer that has an apparent viscosity of 1 to 100 mPa.s when dissolved in a 2 % aqueous solution at 20°C solution.

Preferred water-soluble polymers are hydroxypropyl methylcelluloses or HPMC. HPMC having a methoxy degree of substitution from about 0.8 to about 2.5 and a

hydroxypropyl molar substitution from about 0.05 to about 3.0 are generally water soluble. Methoxy degree of substitution refers to the average number of methyl ether groups present per anhydroglucose unit of the cellulose molecule. Hydroxy-propyl molar substitution refers to the average number of moles of propylene oxide which
5 have reacted with each anhydroglucose unit of the cellulose molecule.

The particles as defined hereinabove can be prepared by first preparing a solid dispersion of the components, and then optionally grinding or milling that dispersion. Various techniques exist for preparing solid dispersions including melt-extrusion,
10 spray-drying and solution-evaporation, melt-extrusion being preferred.

It may further be convenient to formulate the present compounds in the form of nanoparticles which have a surface modifier adsorbed on the surface thereof in an amount sufficient to maintain an effective average particle size of less than 1000 nm.
15 Useful surface modifiers are believed to include those which physically adhere to the surface of the antiretroviral agent but do not chemically bond to the antiretroviral agent.

Suitable surface modifiers can preferably be selected from known organic and inorganic pharmaceutical excipients. Such excipients include various polymers, low
20 molecular weight oligomers, natural products and surfactants. Preferred surface modifiers include nonionic and anionic surfactants.

Yet another interesting way of formulating the present compounds involves a pharmaceutical composition whereby the present compounds are incorporated in hydrophilic
25 polymers and applying this mixture as a coat film over many small beads, thus yielding a composition with good bioavailability which can conveniently be manufactured and which is suitable for preparing pharmaceutical dosage forms for oral administration.

Said beads comprise (a) a central, rounded or spherical core, (b) a coating film of a
30 hydrophilic polymer and an antiretroviral agent and (c) a seal-coating polymer layer.

Materials suitable for use as cores in the beads are manifold, provided that said materials are pharmaceutically acceptable and have appropriate dimensions and firmness. Examples of such materials are polymers, inorganic substances, organic
35 substances, and saccharides and derivatives thereof.

The route of administration may depend on the condition of the subject, co-medication and the like.

Another aspect of the present invention concerns a kit or container comprising a compound of formula (I) in an amount effective for use as a standard or reagent in a test or assay for determining the ability of a potential pharmaceutical to inhibit HIV protease, HIV growth, or both. This aspect of the invention may find its use in pharmaceutical research programs.

The compounds of the present invention can be used in phenotypic resistance monitoring assays, such as known recombinant assays, in the clinical management of resistance developing diseases such as HIV. A particularly useful resistance monitoring system is a recombinant assay known as the AntivirogramTM. The AntivirogramTM is a highly automated, high throughput, second generation, recombinant assay that can measure susceptibility, especially viral susceptibility, to the compounds of the present invention. (Hertogs K, de Bethune MP, Miller V *et al.* *Antimicrob Agents Chemother*, 1998; **42**(2):269-276, incorporated by reference).

Interestingly, the compounds of the present invention may comprise chemically reactive moieties capable of forming covalent bonds to localized sites such that said compound have increased tissue retention and half-lives. The term "chemically reactive group" as used herein refers to chemical groups capable of forming a covalent bond. Reactive groups will generally be stable in an aqueous environment and will usually be carboxy, phosphoryl, or convenient acyl group, either as an ester or a mixed anhydride, or an imidate, or a maleimide thereby capable of forming a covalent bond with functionalities such as an amino group, a hydroxy or a thiol at the target site on for example blood components such as albumine. The compounds of the present invention may be linked to maleimide or derivatives thereof to form conjugates.

The dose of the present compounds or of the physiologically tolerable salt(s) thereof to be administered depends on the individual case and, as customary, is to be adapted to the conditions of the individual case for an optimum effect. Thus it depends, of course, on the frequency of administration and on the potency and duration of action of the compounds employed in each case for therapy or prophylaxis, but also on the nature and severity of the infection and symptoms, and on the sex, age, weight, co-medication, and individual responsiveness of the human or animal to be treated and on whether the therapy is acute or prophylactic. Customarily, the daily dose of a compound of formula (I) in the case of administration to a patient approximately 75 kg in weight is 1 mg to 3g, suitably 1 mg to 1g, preferably 3 mg to 0.5 g, more preferably 5 mg to 300 mg. The dose can be administered in the form of an individual dose, or divided into several, e.g. two, three, or four, individual doses.

Experimental Part

Example 1 : Preparation of compound 3

- 5 To a mixture of 300 mg 5-hydroxymethylthiazole and 789 mg triethylamine in dichloromethane was added 735 mg of DSC (*N,N'*-disuccinimidyl carbonate). After 6 hours stirring at room temperature the organic phase was washed with saturated bicarbonate solution. After drying over MgSO_4 , the solvent was filtered, whereafter 525 mg triethylamine and 1.1 g of intermediate **a-5** [R_2 , R_5 and R_6 are hydrogen and
- 10 $\text{R}_4 = -\text{CH}_2-\text{CH}(\text{CH}_3)_2$] were added. After overnight stirring the solvent was evaporated under vacuum. Purification by column chromatography yielded 800 mg of compound 3.

Example 2 : Preparation of compound 5

- A mixture of 1 g of intermediate **a-5** [R_2 , R_5 and R_6 are hydrogen and $\text{R}_4 =$
- 15 $-\text{CH}_2-\text{CH}(\text{CH}_3)_2$], 78 mg of HOBt (hydroxybenzotriazol), 488 mg of EDC and 416 mg of 2-(2,6-dimethylphenoxy)acetic acid in 120 ml of dichloromethane, was stirred overnight at room temperature. The reaction mixture was then washed with 5% HCl, sat. NaHCO_3 solution and brine. The organic layer was separated, dried and the solvent evaporated. The residue was purified by column chromatography. 1.3 g of compound 5
- 20 was obtained with a yield of 98%.

Example 3 : Preparation of compound 7

- To a mixture of 259 mg intermediate **a-5** [R_2 , R_5 and R_6 are hydrogen and $\text{R}_4 =$
- $-\text{CH}_2-\text{CH}(\text{CH}_3)_2$] and 60 mg triethylamine in dichloromethane was added 163 mg
- 25 1-[[[(3R,3aS,6aR)-hexahydrofuro[2,3-b]furan-3-yl]oxy]carbonyl]oxy]-2,5-pyrrolidine-dione (described in W09967417). This mixture was stirred at room temperature for 12 hours. After evaporation of dichloromethane under reduced pressure, the crude product was purified on silica, yielding 340 mg of compound 7 (96%).

Example 4 : Preparation of compound 8 and salts

- 30 a) To a mixture of 289 mg intermediate **a-5** [R_2 and R_5 are hydrogen, R_6 is CH_3 and $\text{R}_4 = -\text{CH}_2-\text{CH}(\text{CH}_3)_2$] and 70 mg triethylamine in dichloromethane was added 176 mg 1-[[[(3R,3aS,6aR)-hexahydrofuro[2,3-b]furan-3-yl]oxy]carbonyl]oxy]-2,5-pyrrolidine-dione (described in W09967417). This mixture was stirred at room temperature for 12
- 35 hours. After evaporation of dichloromethane under reduced pressure, the crude product was purified on silica, yielding 343 mg of compound 8 (94%).

b) 1 g of compound 8 was dissolved in tetrahydrofuran with heating. 160 mg methane-sulfonic acid in tetrahydrofuran was added. After 5 minutes precipitation was

observed. After 30 minutes stirring and cooling to room temperature the precipitate was filtered. Drying under reduced pressure yielded 889 mg of compound 48 (77%).

5 The hydrochloride (compound 49) and fumarate salts (compound 50) were prepared in an analogous manner.

Example 5 : Preparation of compound 45

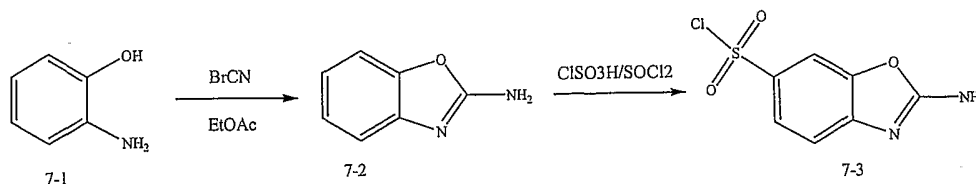
10 a) A mixture of 1.7 g of 4-nitropyridine-3,5-lutidine N-oxide (prepared as described WO 99/10326 or EP 0103 553 A1), 2.1 g of ethyl glycolate and 1.4 g of potassium carbonate was warmed at 60° during 4 hours (h). This crude material was directly purified by column chromatography yielding 1.8 g (80%) of ethyl 3,5-dimethyl-pyridin-N-oxide-4-oxy-acetic. This compound was stirred during one hour in 20 ml ethanol/water 1/1 and 1.4 g of potassium carbonate. A solid was formed and filtered off yielding 1.5 g (95%) of 2,4-dimethyl-pyridin-N-oxide -3-oxy-acetic (see scheme C).

15 b) A mixture of 0.43 g of intermediate **a-5** [R_2 , R_5 and R_6 are hydrogen and $R_4 = -CH_2-CH(CH_3)_2$], 50 mg of HOBT (hydroxybenzotriazol), 197 mg of EDC and 197 mg of 3,5-dimethyl-pyridin-N-oxide -4-oxy-acetic in 10 ml of *N,N*-dimethylformamide, was stirred overnight at room temperature. The solvent was evaporated, then washed with 5% HCl, sat. $NaHCO_3$ solution and brine. The organic layer was separated, dried and evaporated. The residue was purified by column chromatography, yielding 300 mg of compound 45 (50%).

Example 6 : Preparation of compound 46

25 A mixture of 250 mg of compound 45, 250mg of palladium hydroxide and 1 g of ammonium formate in 10 ml methanol was stirred overnight at refluxed. This crude product was filtered on decalite, the filtrate evaporated and purified on column chromatography yielding 72 mg (28%) of compound 46.

30 Example 7

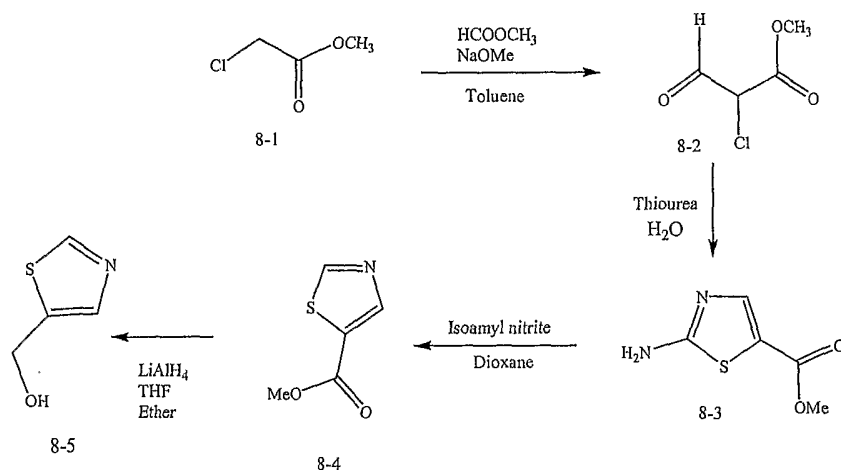


A mixture of 2.5g 2-aminophenol (7-1) and 20 ml ethyl acetate was heated to 45°C. 3 g of cyanogen bromide was added to the mixture. The mixture was stirred at 45-50°C for 12 hours. After cooling to room temperature, 1.5g of sodium hydroxide in 15ml of
35 water was added. The organic layer was separated and washed with brine until neutral

pH. Toluene (5 ml) was added and the solvent was removed to yield 2.71g (88%) 2-aminobenzoxazol (7-2).

7.5ml of chlorosulfonic acid was stirred at room temperature under an inert atmosphere (nitrogen). 5g of 2-aminobenzoxazol (7-2) was added in small portions. The temperature was kept between 30-60°C during the addition of 7-2. The mixture was heated to 80°C for 2 hours. 5.3 g of thionyl chloride was added drop wise, keeping the temperature at 65°C. The mixture was stirred during 2 hours. After cooling to 0°C 10ml of ethyl acetate and 10ml of a solution of sodium carbonate (1N) were added. The organic layer was separated from the water layer and this latter was extracted with ethyl acetate. The combined organic layers were dried over calcium chloride, yielding 7.8g (90%) of 2-amino-6-chlorosulfonylbenzoxazole (7-3).

Example 8



A mixture of 1g of sodium methoxide and 10 ml of toluene was stirred at 0°C under nitrogen atmosphere. A mixture of 1.9g of methyl chloroacetate (8-1) and 1.1g of methylformate was added drop wise keeping the temperature between 5-10°C. The mixture was stirred for 2 hours at 0°C. After washing with water, the organic layer was dried and evaporated under reduced pressure yielding 2-chloro-3-oxo-propionic acid methyl ester (8-2).

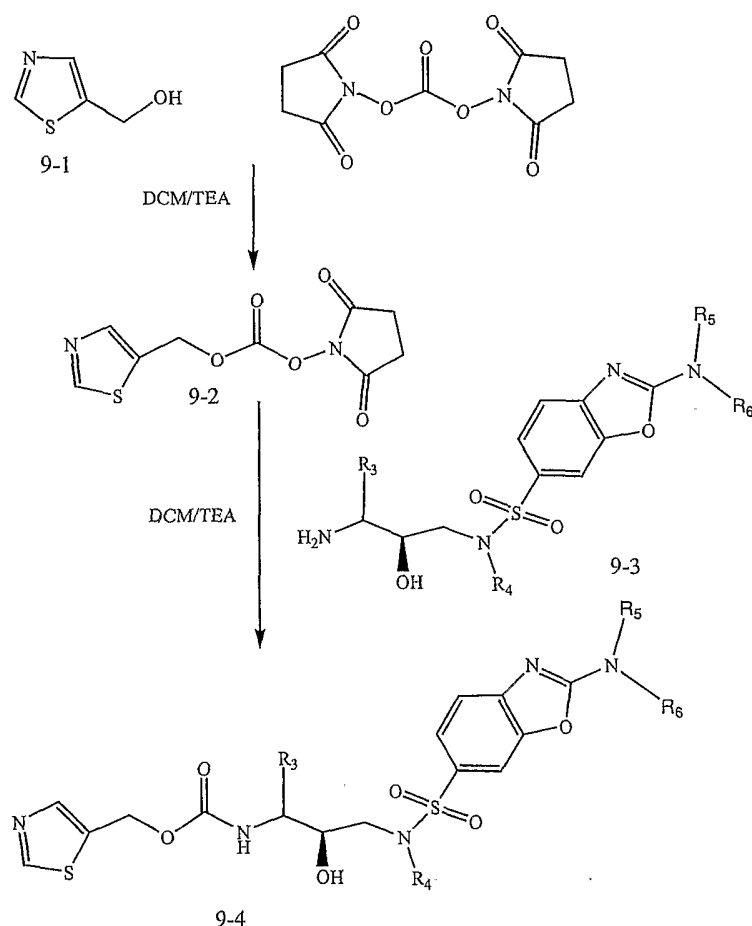
A mixture of 2.4g of 2-chloro-3-oxo-propionic acid methyl ester (8-2), water 20ml and 1.75g of thiourea was refluxed for 2hours. The mixture was cooled to room temperature and 0.25g of norit was added and filtered. A solution of 2.5N sodium hydroxide was added to the filtrate until neutral pH. The filtration yielded 1.23g (44%) of 2-aminothiazole-5-carboxylic acid methyl ester (8-3).

The mixture of 2.15g of isoamyl nitrite and 10ml of dioxane was stirred at 80°C under a nitrogen atmosphere. A solution of 1.23g of 2-aminothiazole-5-carboxylic acid methyl ester (8-3) in 20ml of dioxane was added drop wise. The mixture was refluxed

for 2 hours. After cooling to room temperature 30ml of ethyl acetate was added. The mixture was washed with brine and dried and the solvent evaporated under reduced pressure. The crude product is purified on silica, yielding 0.54g (48%) of thiazol 5-carboxylic acid methyl ester (8-4).

- 5 A mixture of 0.54 g of thiazol 5-carboxylic acid methyl ester (8-4) and 10ml tetrahydrofuran (THF) was stirred at 0°C under a nitrogen atmosphere. The mixture of 0.16g of lithium aluminium hydride and 5ml of ether was added drop wise. After 1hour at 0°C water and 20% sodium hydroxide were added, and stirred during 30 minutes (min). The mixture was filtered over decalite and the solvent was removed by azeotropic
- 10 distillation with toluene yielding 0.3g (69%) of thiazol-5-yl-methanol (8-5).

Example 9



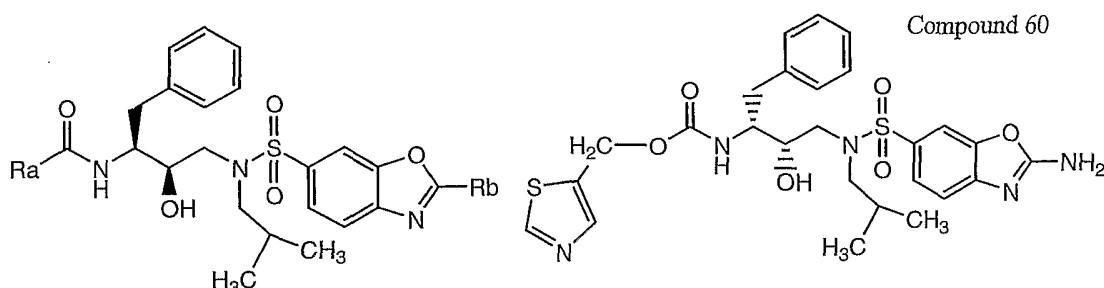
- 15 A mixture of 1.15g of thiazol-5-yl-methanol (9-1) and 1.2g triethylamine (TEA) in 25ml of dichloromethane (DCM) was stirred at room temperature under an atmosphere of nitrogen. 2.56g of N,N'-disuccinimidyl carbonate was then added and the resulting mixture was stirred for 10-15 minutes. The solution was stirred for an additional 2 hours. The resulting intermediate (9-2) was used directly in the subsequent reaction with the amine (9-3). Instead of amines also salts thereof can be used.

Triethylamine 2g and the amine 5g (9-3) were added to dichloromethane 40ml and the resulting mixture was stirred at room temperature. Subsequently, a portion of the solution comprising 9-2 was added drop wise. The reaction mixture was stirred at room temperature for 2 hours. The reaction mixture was washed with water and then dried to yield compound (9-4).

The following compounds were prepared analogous to any one of the above examples:

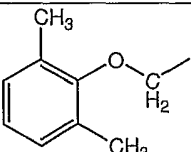
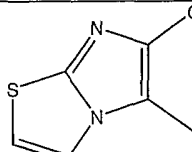
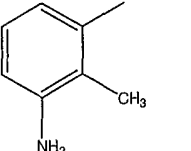
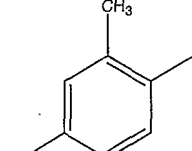
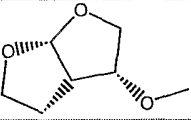
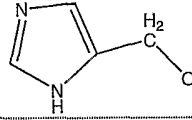
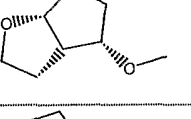
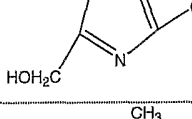

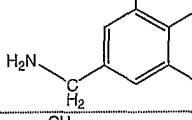
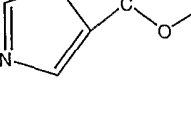
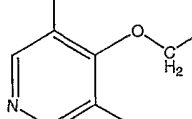
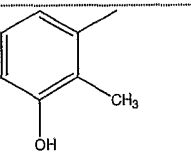
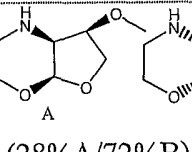
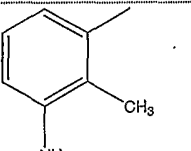
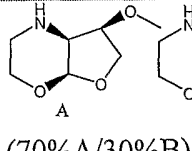
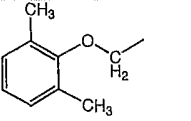
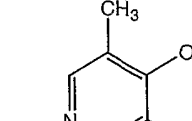
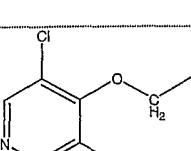
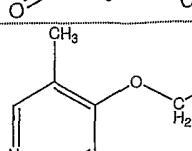
Table 1

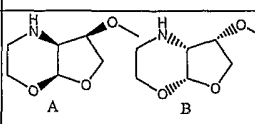
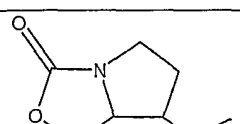
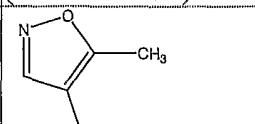
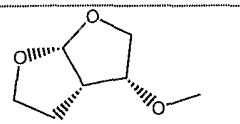
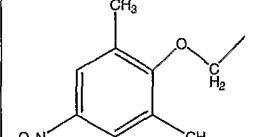
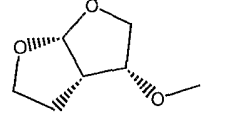
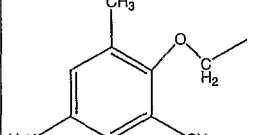
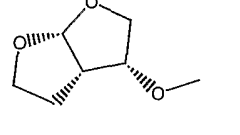
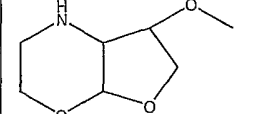
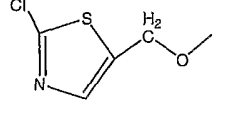
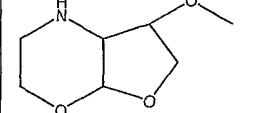
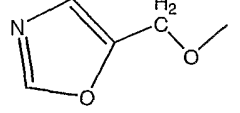
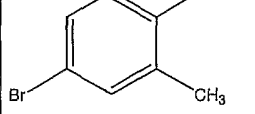
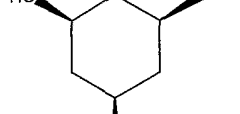
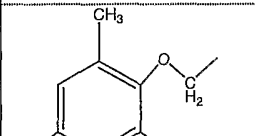
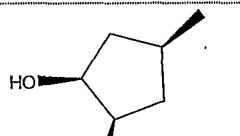
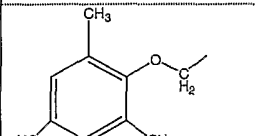
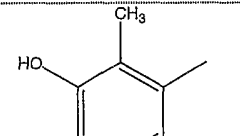
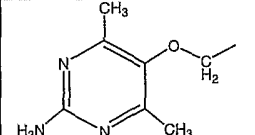
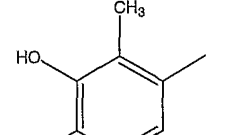
10 Compounds (Co. N°) of the present invention prepared according to the methods described above. If no stereochemistry is indicated, the compound is present as a racemic mixture.

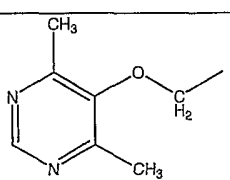
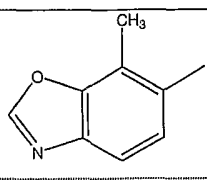
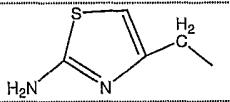
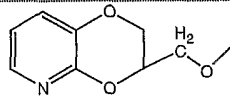
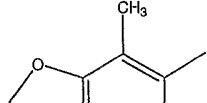
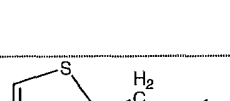
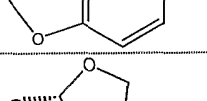


15

Co. N°	R _a	R _b	Sche me	Co. N°	R _a	R _b	Sche me
1		-NH ₂	A	33 ①		-NH ₂	A
2		-NH ₂	A	34		-NH ₂	A
3		-NH ₂	Ex. 9	35		-NH ₂	A
4		-NH ₂	A	36		-NH ₂	A

Co. N°	R _a	R _b	Sche me	Co. N°	R _a	R _b	Sche me
5		-NH ₂	A	37		-NH ₂	A
6		-NH ₂	A	38		-NHCH ₃	A
7		-NH ₂	A	39		-NH ₂	A
8		-NHCH ₃	A	40		-NH ₂	Ex. 9
9 ①		-NHCH ₃	A	41		-NH ₂	A
10 ①		-NHCH ₃	Ex 9	42		-NH ₂	A
11 ①		-NHCH ₃	A	43		-NHCH ₃	A
12 ①		-NHCH ₃	A	44		-NHCH ₃	A
13 ①		-NHCH ₃	A	45		-NH ₂	A
14		-NHCH ₃	A	46		-NH ₂	A

Co. N°	R _a	R _b	Sche me	Co. N°	R _a	R _b	Sche me
15	 (50%A/50%B)	-NHCH ₃	A	47		-NH ₂	A
16		-NHCH ₃	A	48 ②		-NHCH ₃	A
17		-NHCH ₃	A	49 ③		-NHCH ₃	A
18		-NHCH ₃	A	50 ④		-NHCH ₃	A
19		-NH ₂	A	51		-NH ₂	Ex. 9
20 ①		-NH ₂	A	53		-NH ₂	A
21		-NH ₂	A	54		-NH ₂	A
22		-NH ₂	A	55		-NH ₂	A
23 ①		-NH ₂	A	56		-NH ₂	A
24		-NH ₂	A	58		-NH ₂	A

Co. N°	R _a	R _b	Sche me	Co. N°	R _a	R _b	Sche me
26		-NH ₂	A	59		-NH ₂	A
27		-NH ₂	Ex 9	60	see top	see top	Ex. 9
32 ①		-NH ₂	A	61		-NH ₂	A
52		-N(CH ₃) ₂	Ex. 9	62		-N(CH ₃) ₂	

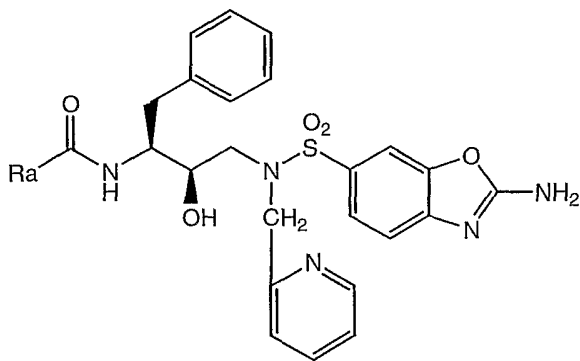
① Trifluoroacetate salt

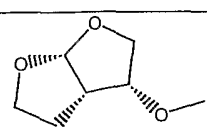
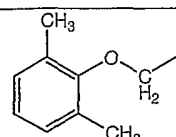
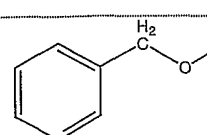
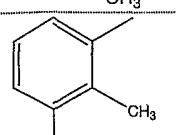
② methanesulfonate salt

③ Chlorohydrate salt

④ fumarate salt

5



Co. N°	R _a	Synthesis Scheme	Co. N°	R _a	Synthesis Scheme
25		A	30 ①		A
28 ①		A	31 ①		A

Co. N°	R _a	Synthesis Scheme	Co. N°	R _a	Synthesis Scheme
29 ①		Ex. 9	57 ①		A
63		A	64		A
65		Ex. 9	66		A
67		A			

① Trifluoroacetate salt

Antiviral analyses:

The compounds of the present invention were examined for anti-viral activity in a cellular assay. The assay demonstrated that these compounds exhibited potent anti-HIV activity against a wild type laboratory HIV strain (HIV-1 strain LAI). The cellular assay was performed according to the following procedure.

Cellular Assay Experimental Method:

HIV- or mock-infected MT4 cells were incubated for five days in the presence of various concentrations of the inhibitor. At the end of the incubation period, all HIV-infected cells have been killed by the replicating virus in the control cultures in the absence of any inhibitor. Cell viability is measured by measuring the concentration of MTT, a yellow, water soluble tetrazolium dye that is converted to a purple, water insoluble formazan in the mitochondria of living cells only. Upon solubilization of the resulting formazan crystals with isopropanol, the absorbance of the solution is monitored at 540nm. The values correlate directly to the number of living cells remaining in the culture at the completion of the five day incubation. The inhibitory activity of the compound was monitored on the virus-infected cells and was expressed as EC₅₀ and EC₉₀. These values represent the amount of the compound required to protect 50% and 90%, respectively, of the cells from the cytopathogenic effect of the virus. The toxicity of the compound was measured on the mock-infected cells and was expressed as CC₅₀, which represents the concentration of compound required to inhibit

Table 3. Results of the toxicity testing and the resistance testing against strain A to F (expressed as FR). ND indicates not determined

Comp. N°	A	B	C	D	E	F	Tox	WT
1	17	3.1	2.2	1.9	1.2	21	4	8.12
2	0.27	0.19	0.19	0.17	0.17	1.3	4	7.48
3	3.1	1.3	1.4	2.5	1.5	14	4	8.18
4	14	1.7	2.2	9.5	2.5	50	4	7.81
5	2.3	0.78	1.6	1.7	1.62	8.5	4.26	7.8
6	3.5	0.62	0.64	0.74	0.68	4.3	4	7.27
7	0.27	0.34	0.22	0.18	0.20	0.51	4	7.7
8	2.1	1.2	0.83	0.71	0.63	1.0	4	8.57
9	79	4.7	4.7	5.4	4.5	115	4	8.11
10	37	13	7.4	16.2	8.3	36	4	7.98
11	87	3.5	3.7	3.5	2.63	224	4.09	8.03
12	37	5.1	7.2	6.8	4.4	40	4	7.69
13	3.7	0.85	3.7	3.5	2.6	7.1	4.03	7.33
18	10	3.0	3.8	4.7	3.3	55	4.11	8.46
19	0.2	0.25	0.25	0.17	0.21	0.63	4.34	6.17
20	0.23	0.30	0.30	0.20	0.25	0.63	4.34	6.25
21	4.7	0.68	0.74	2.3	0.60	13.5	4.29	8.10
23	7.4	2.0	9.3	8.9	9.3	35	4	7.06
24	12.3	0.83	0.81	1.0	0.78	62	4.0	7.41
26	72	4.1	8.1	9.1	3.0	170	4	7.23
34	6.8	1.7	2.2	2.3	2.2	8.9	4.16	7.02
35	58	13.2	7.2	8.9	8.1	ND	3.74	8.88
36	ND	ND	2.1	ND	2.2	ND	4.25	5.79
37	10	3.2	8.3	11	4.3	14	4	6.67
39	ND	ND	2.6	3.5	4.6	ND	4.5	5.87
42	ND	1.7	1.6	5.5	4.8	ND	4.15	6.28
43	3.3	1.6	0.8	0.62	0.59	14	4	7.32
44	1.6	1.3	0.93	0.56	0.56	4.9	4	7.36
45	7.9	1.4	1.3	1.5	1.5	17	4	6.23
46	3.2	0.83	2.2	4.0	19	13	4	8.07
47	0.5	0.48	0.36	0.53	0.23	3.4	4	6.65
48	3.7	0.72	0.45	0.87	0.93	19	4	8.8

Comp. N°	A	B	C	D	E	F	Tox	WT
49	3.2	0.74	0.63	0.69	0.71	17	4	8.78
50	3.5	0.72	0.54	0.72	0.76	17	4	8.77
53	4.6	1.4	1.2	3.1	1.2	13	4	8.14
56	2.6	0.76	1.1	3.8	1.4	6.6	4.3	7.49
58	0.60	0.45	0.46	0.52	0.44	0.98	<4.49	6.45
59	19	0.87	1.32	4.4	0.98	28	<4.49	8.11
61	83	5.9	2.1	3.2	0.78	214	4.3	7.97

Caco-2 permeability assay for intestinal absorption

The permeability of different compounds is evaluated according to a Caco-2 test protocol as described by Augustijns et al. (Augustijns et al. (1998). *Int. J. of Pharm*, 5 166, 45-54) whereby, Caco-2 cells at cell passage number between 32 and 45 are grown in 24-well transwell cell culture plates for 21 to 25 days. The integrity of the cell monolayer is checked by measuring the transepithelial electrical resistance (TEER). The test is performed at pH 7.4 and at 100 µM donor compound concentration. Successive samples are taken at the receptor side to calculate the cumulative amounts and the apparent permeability. 10

Aqueous solubility at different pH levels

The equilibrium solubility in simulated gastrointestinal solutions under thermodynamic conditions is a good measure for the solubility profile of the compound in the stomach and the different parts of the intestine. Simulated gastric fluid (SGF) (without pepsin) is 15 set at pH of 1.5. Simulated intestinal fluids (SIF) (without bile salts) are set at pH 5, pH 6.5, pH 7 and pH 7.5. The experimental protocol uses 96-well flat-bottom microplates in which 1 mg of compound is added per well (stock solution in methanol) and evaporated to dryness. The compounds are resolubilized in SGF and SIF and incubated 20 overnight on a horizontal shaking device at 37°C. After filtration, the compound concentrations are determined by UV-spectrophotometry.

Oral availability in the rat and the dog

The oral availability of a series selected compounds is evaluated in a standard set of 25 kinetic experiments, primarily in male and female rats and secondarily in male and female dogs. The compounds are formulated as a 20 mg/ml solution or suspension in DMSO, PEG400 or cyclodextrin 40% (CD40%) in water. For most experiments in the rat, three dosing groups were formed: 1/ single intraperitoneal dose at 20 mg/kg using the DMSO formulation; 2/ single oral dose at 20 mg/kg using the PEG400 formulation and 3/ single oral dose at 20 mg/kg using the cyclodextrin formulation. In the dog, 30

only the oral route of administration is used. Blood is sampled at regular time intervals after dosing and serum drug concentrations are determined using a LC-MS bioanalytical method.

5 **Boosting the systemic bioavailability**

With the described type of compounds (protease-inhibitors), it is known that inhibition of the metabolic degradation processes can markedly increase the systemic availability by reducing the first-pass metabolism in the liver and the metabolic clearance from the plasma. This 'boosting' principle can be applied in a clinical setting to the
10 pharmacological action of the drug. This principle can be also explored both in the rat or the dog by simultaneous administration of a compound that inhibits the Cyt-p450 metabolic enzymes. Known blockers are for example ritonavir and ketoconazole. Dosing a single oral dose of ritonavir (RTV) at 5 mg/kg in the rat and the dog may result in a marked increase of the systemic availability (reflected by the increased AUC) of
15 the compound of the present invention added.

Protein Binding analyses:

Human serum proteins like albumin (HSA) or α -1 acid glycoprotein (AAG) are known to bind many drugs, which may affect the effectiveness of those compounds. The anti-HIV activity of the compounds was measured in the presence of human serum, thus
20 evaluating the effect of the binding of the protease inhibitors to those proteins. MT4 cells are infected with HIV-1 LAI at a multiplicity of infection (MOI) of 0.001-0.01 CCID₅₀ (50% cell culture infective dose per cell, CCID₅₀). After 1 hour incubation, cells are washed and plated into a 96 well plate containing serial dilutions of the compound in the presence of 10% FCS (foetal calf serum), 10% FCS + 1 mg/ml AAG
25 (α ₁-acid glycoprotein), 10% FCS + 45 mg/ml HSA (human serum albumin) or 50% human serum (HS). After 5 or 6 days incubation, the EC₅₀ (50% effective concentration in cell-based assays) is calculated by determining the cell viability or by quantifying the level of HIV replication. Cell viability is measured using the assay described above. Into a 96 well plate containing serial dilutions of the compound in the presence of 10% FCS
30 or 10% FCS + 1 mg/ml AAG, HIV (wild type or resistant strain) and MT4 cells are added to a final concentration of 200-250 CCID₅₀/well and 30,000 cells/well, respectively. After 5 days of incubation (37°C, 5% CO₂), the viability of the cells is determined by the tetrazolium colorimetric MTT (3-[4,5-Dimethylthiazol-2-yl]-2,5-di-phenyltetrazolium bromide) method (Pauwels et al. J Virol. Methods 1988, 20, 309321).

35

Formulation of compound 3

Compound 3 was dissolved in organic solvent such as ethanol, methanol or methylene chloride, preferably, a mixture of ethanol and methylene chloride. Polymers such as polyvinylpyrrolidone copolymer with vinyl acetate (PVP-VA) or hydroxypropylmethylcellulose (HPMC), typically 5 mPa.s, were dissolved in organic solvents such as ethanol, methanol methylene chloride. Suitably the polymer was dissolved in ethanol. The polymer and compound solutions were mixed and subsequently spray dried. The ratio of compound/polymer was selected from 1/1 to 1/6. Intermediate ranges are 1/1.5 and 1/3. A suitable ratio was 1/6. The spraydried powder, a solid dispersion, was subsequently filled in capsules for administration. The drug load in one capsule ranges between 50 and 100 mg depending on the capsule size used.

Film-coated Tablets

Preparation of Tablet Core

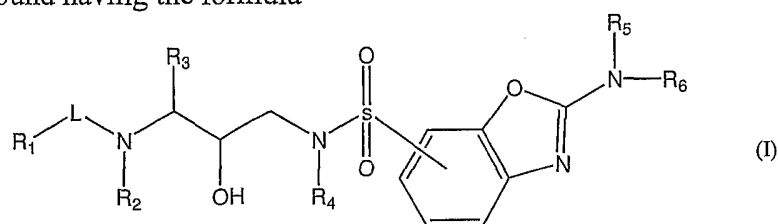
A mixture of 100 g of active ingredient, 570 g lactose and 200 g starch was mixed well and thereafter humidified with a solution of 5 g sodium dodecyl sulfate and 10 g polyvinylpyrrolidone in about 200 ml of water. The wet powder mixture was sieved, dried and sieved again. Then there was added 100 g microcrystalline cellulose and 15 g hydrogenated vegetable oil. The whole was mixed well and compressed into tablets, giving 10.000 tablets, each comprising 10 mg of the active ingredient.

Coating

To a solution of 10 g methylcellulose in 75 ml of denaturated ethanol there was added a solution of 5 g of ethylcellulose in 150 ml of dichloromethane. Then there were added 75 ml of dichloromethane and 2.5 ml 1,2,3-propanetriol. 10 g of polyethylene glycol was molten and dissolved in 75 ml of dichloromethane. The latter solution was added to the former and then there were added 2.5 g of magnesium octadecanoate, 5 g of polyvinylpyrrolidone and 30 ml of concentrated color suspension and the whole was homogenated. The tablet cores were coated with the thus obtained mixture in a coating apparatus.

CLAIMS

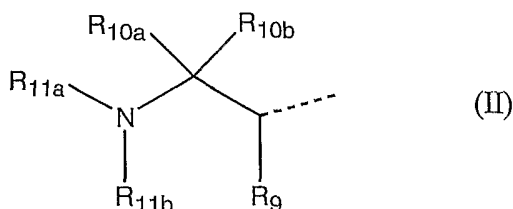
1. A compound having the formula



an *N*-oxide, salt, stereoisomeric form, racemic mixture, prodrug, ester or metabolite thereof, wherein

R_1 and R_8 are, each independently, hydrogen, C_{1-6} alkyl, C_{2-6} alkenyl, aryl C_{1-6} alkyl, C_{3-7} cycloalkyl, C_{3-7} cycloalkyl C_{1-6} alkyl, aryl, Het¹, Het¹ C_{1-6} alkyl, Het², Het² C_{1-6} alkyl;

R_1 may also be a radical of formula



wherein

R_9 , R_{10a} and R_{10b} are, each independently, hydrogen, C_{1-4} alkyloxycarbonyl, carboxyl, aminocarbonyl, mono- or di(C_{1-4} alkyl)aminocarbonyl, C_{3-7} cycloalkyl, C_{2-6} alkenyl, C_{2-6} alkynyl or C_{1-4} alkyl optionally substituted with aryl, Het¹, Het², C_{3-7} cycloalkyl, C_{1-4} alkyloxycarbonyl, carboxyl, aminocarbonyl, mono- or di(C_{1-4} alkyl)aminocarbonyl, aminosulfonyl, C_{1-4} alkylS(O)_t, hydroxy, cyano, halogen or amino optionally mono- or disubstituted where the substituents are each independently selected from C_{1-4} alkyl, aryl, aryl C_{1-4} alkyl, C_{3-7} cycloalkyl, C_{3-7} cycloalkyl C_{1-4} alkyl, Het¹, Het², Het¹ C_{1-4} alkyl and Het² C_{1-4} alkyl; whereby R_9 , R_{10a} and the carbon atoms to which they are attached may also form a C_{3-7} cycloalkyl radical; when L is -O- C_{1-6} alkanediyl-C(=O)- or -NR₈- C_{1-6} alkanediyl-C(=O)-, then R_9 may also be oxo;

R_{11a} is hydrogen, C_{2-6} alkenyl, C_{2-6} alkynyl, C_{3-7} cycloalkyl, aryl, aminocarbonyl optionally mono- or disubstituted, amino C_{1-4} alkylcarbonyloxy optionally mono- or disubstituted, C_{1-4} alkyloxycarbonyl, aryloxycarbonyl, Het¹oxycarbonyl, Het²oxycarbonyl, aryloxycarbonyl C_{1-4} alkyl, aryl C_{1-4} alkyloxycarbonyl, C_{1-4} alkylcarbonyl, C_{3-7} cycloalkylcarbonyl, C_{3-7} cycloalkyl- C_{1-4} alkyloxycarbonyl, C_{3-7} cycloalkylcarbonyloxy, carboxyl C_{1-4} alkylcarbonyloxy, C_{1-4} alkylcarbonyloxy, aryl C_{1-4} alkylcarbonyloxy,

- arylcarbonyloxy, aryloxy carbonyloxy, Het¹carbonyl, Het¹carbonyloxy, Het¹C₁₋₄alkyloxycarbonyl, Het²carbonyloxy, Het²C₁₋₄alkylcarbonyloxy, Het²C₁₋₄alkyloxycarbonyloxy or C₁₋₄alkyl optionally substituted with aryl, aryloxy, Het² or hydroxy; wherein the substituents on the amino groups
 5 are each independently selected from C₁₋₄alkyl, aryl, arylC₁₋₄alkyl, C₃₋₇cycloalkyl, C₃₋₇cycloalkylC₁₋₄alkyl, Het¹, Het², Het¹C₁₋₄alkyl and Het²C₁₋₄alkyl;
- R_{11b} is hydrogen, C₃₋₇cycloalkyl, C₂₋₆alkenyl, C₂₋₆alkynyl, aryl, Het¹, Het² or C₁₋₄alkyl optionally substituted with halogen, hydroxy, C₁₋₄alkylS(=O)_t,
 10 aryl, C₃₋₇cycloalkyl, Het¹, Het², amino optionally mono- or disubstituted where the substituents are each independently selected from C₁₋₄alkyl, aryl, arylC₁₋₄alkyl, C₃₋₇cycloalkyl, C₃₋₇cycloalkylC₁₋₄alkyl, Het¹, Het², Het¹C₁₋₄alkyl and Het²C₁₋₄alkyl;
- whereby R_{11b} may be linked to the remainder of the molecule via a sulfonyl group;
- 15 t is, each independently, zero, 1 or 2;
- R₂ is hydrogen or C₁₋₆alkyl;
- L is -C(=O)-, -O-C(=O)-, -NR₈-C(=O)-, -O-C₁₋₆alkanediyl-C(=O)-, -NR₈-C₁₋₆alkanediyl-C(=O)-, -S(=O)₂-, -O-S(=O)₂-, -NR₈-S(=O)₂ whereby either the C(=O) group or the S(=O)₂ group is attached to the NR₂ moiety; whereby the
 20 C₁₋₆alkanediyl moiety is optionally substituted with a substituent selected from hydroxy, aryl, Het¹ and Het²;
- R₃ is C₁₋₆alkyl, aryl, C₃₋₇cycloalkyl, C₃₋₇cycloalkylC₁₋₄alkyl, or arylC₁₋₄alkyl;
- R₄ is hydrogen, C₁₋₄alkyloxycarbonyl, carboxyl, aminocarbonyl, mono- or di(C₁₋₄alkyl)aminocarbonyl, C₃₋₇cycloalkyl, C₂₋₆alkenyl, C₂₋₆alkynyl, or C₁₋₆alkyl
 25 optionally substituted with one or more substituents each independently selected from aryl, Het¹, Het², C₃₋₇cycloalkyl, C₁₋₄alkyloxycarbonyl, carboxyl, aminocarbonyl, mono- or di(C₁₋₄alkyl)aminocarbonyl, aminosulfonyl, C₁₋₄alkylS(=O)_t, hydroxy, cyano, halogen and amino optionally mono- or disubstituted where the substituents are each independently selected from C₁₋₄alkyl, aryl, arylC₁₋₄alkyl,
- 30 C₃₋₇cycloalkyl, C₃₋₇cycloalkyl-C₁₋₄alkyl, Het¹, Het², Het¹C₁₋₄alkyl and Het²C₁₋₄alkyl;
- R₅ is hydrogen or C₁₋₆alkyl;
- R₆ is hydrogen or C₁₋₆alkyl.
- 35 2. A compound according to claim 1, wherein,
- R₉, R_{10a} and R_{10b} are, each independently, hydrogen, C₁₋₄alkyloxycarbonyl, carboxyl, aminocarbonyl, mono- or di(C₁₋₄alkyl)aminocarbonyl, C₃₋₇cycloalkyl, C₂₋₆alkenyl, C₂₋₆alkynyl or C₁₋₄alkyl optionally substituted with aryl, Het¹, Het²,

- C₃₋₇cycloalkyl, C₁₋₄alkyloxycarbonyl, carboxyl, aminocarbonyl, mono- or di(C₁₋₄alkyl)aminocarbonyl, aminosulfonyl, C₁₋₄alkylS(O)_t, hydroxy, cyano, halogen or amino optionally mono- or disubstituted where the substituents are selected from C₁₋₄alkyl, aryl, arylC₁₋₄alkyl, C₃₋₇cycloalkyl, C₃₋₇cycloalkyl-
 5 C₁₋₄alkyl, Het¹, Het², Het¹C₁₋₄alkyl and Het²C₁₋₄alkyl; whereby R₉, R_{10a} and the carbon atoms to which they are attached may also form a C₃₋₇cycloalkyl radical; R_{11b} is hydrogen, C₃₋₇cycloalkyl, C₂₋₆alkenyl, C₂₋₆alkynyl, aryl, Het¹, Het² or C₁₋₄alkyl optionally substituted with halogen, hydroxy, C₁₋₄alkylS(=O)_t, aryl, C₃₋₇cycloalkyl, Het¹, Het², amino optionally mono- or disubstituted where the
 10 substituents are selected from C₁₋₄alkyl, aryl, arylC₁₋₄alkyl, C₃₋₇cycloalkyl, C₃₋₇cycloalkylC₁₋₄alkyl, Het¹, Het², Het¹C₁₋₄alkyl and Het²C₁₋₄alkyl; whereby R_{11b} may be linked to the remainder of the molecule via a sulfonyl group;
 t is zero, 1 or 2;
- 15 L is -C(=O)-, -O-C(=O)-, -NR₈-C(=O)-, -O-C₁₋₆alkanediyl-C(=O)-, -NR₈-C₁₋₆alkanediyl-C(=O)-, -S(=O)₂-, -O-S(=O)₂-, -NR₈-S(=O)₂ whereby either the C(=O) group or the S(=O)₂ group is attached to the NR₂ moiety;
- R₄ is hydrogen, C₁₋₄alkyloxycarbonyl, carboxyl, aminocarbonyl, mono- or di(C₁₋₄alkyl)aminocarbonyl, C₃₋₇cycloalkyl, C₂₋₆alkenyl, C₂₋₆alkynyl, or C₁₋₆alkyl
 20 optionally substituted with one or more substituents selected from aryl, Het¹, Het², C₃₋₇cycloalkyl, C₁₋₄alkyloxycarbonyl, carboxyl, aminocarbonyl, mono- or di(C₁₋₄alkyl)aminocarbonyl, aminosulfonyl, C₁₋₄alkylS(=O)_t, hydroxy, cyano, halogen and amino optionally mono- or disubstituted where the substituents are selected from C₁₋₄alkyl, aryl, arylC₁₋₄alkyl, C₃₋₇cycloalkyl, C₃₋₇cycloalkyl-
 25 C₁₋₄alkyl, Het¹, Het², Het¹C₁₋₄alkyl and Het²C₁₋₄alkyl;
3. A compound according to any one of claim 1 or 2, wherein R₁ is hydrogen, C₁₋₆alkyl, C₂₋₆alkenyl, arylC₁₋₆alkyl, C₃₋₇cycloalkyl, C₃₋₇cycloalkylC₁₋₆alkyl, aryl, Het², Het²C₁₋₆alkyl.
 30
 4. A compound according to any one of claim 1 to 3, wherein R₁-L is Het¹-O-C(=O)-.
 5. A compound according to any one of claim 1 to 3, wherein R₁-L is Het²-C₁₋₆alkanediyl-O-C(=O)-, aryl-O-C₁₋₆alkanediyl-C(=O)- or aryl-C(=O)-.
 35
 6. A compound according to any one of claim 1 to 3, wherein R₁ is Het² or Het²C₁₋₆alkyl; wherein said Het² comprises at least one heteroatom independently selected from nitrogen, oxygen and sulfur; and

L is -C(=O)- , -O-C(=O)- or $\text{O-C}_{1-6}\text{alkyl-C(=O)-}$.

7. A compound according to any one of claim 1 to 3, wherein
R₁ is Het² or Het²C₁₋₆alkyl; wherein said Het² comprises at least two
5 heteroatoms each independently selected from nitrogen, oxygen and sulfur;
and
L is -C(=O)- , -O-C(=O)- or $\text{O-C}_{1-6}\text{alkyl-C(=O)-}$.
8. A compound according to any one of claim 1 to 3, wherein,
10 R₁ is 2-thiazolylmethyl-; and
L is -O-C(=O)- .
9. A compound according to any of claim 1 to 3, wherein
R₁ is Het¹ or Het¹C₁₋₆alkyl, wherein said Het¹ comprises at least one heteroatom
15 independently selected from nitrogen, oxygen and sulfur; and
L is -C(=O)- , -O-C(=O)- or $\text{O-C}_{1-6}\text{alkyl-C(=O)-}$.
10. A compound according to any of claim 1 to 2, having a fold resistance determined
according to the methods herein described, in the range of 0.01 to 100 against HIV
20 species having at least one mutation in the HIV protease at a position selected from
10, 71 and 84 as compared to the wild type sequence.
11. A compound as claimed in any one of claim 1 to 10 in a prodrug form.
12. A compound as claimed in any one of claim 1 to 10 in a pharmaceutically tolerable
25 salt form.
13. A pharmaceutical composition, comprising an effective amount of at least one
compound as claimed in any one of claims 1 to 12, and a pharmaceutically tolerable
30 excipient.
14. A pharmaceutical composition, comprising an effective amount of at least one
compound as claimed in any one of claim 1 to 12, and a modulator of the
metabolization of said compound.
35
15. A compound as claimed in any one of claims 1 to 12 for use as a medicine.

16. A method of inhibiting a protease of a retrovirus in a mammal infected with said retrovirus, comprising administering a protease inhibiting amount of a compound according to any one of *claims 1 to 12* to said mammal in need thereof.
- 5 17. A method of treating or combating infection or disease associated with retrovirus infection in a mammal, comprising administering an effective amount of at least one compound according to any one of *claims 1 to 12* to said mammal.
- 10 18. A method of treating or combating infection or disease associated with retrovirus infection in a mammal, comprising administering an effective amount of at least a first compound according to any one of *claims 1 to 12*, further comprising administering at least a second compound, modulating the metabolization of said first compound, to said mammal, wherein said second compound may be administered simultaneously, separately or sequentially with said first compound.
- 15 19. A method of treating or combating infection or disease associated with retrovirus infection in a mammal, comprising administering a composition according to *claim 14* to said mammal.
- 20 20. A method according to any of *claim 16 to 19*, wherein said mammal is a human.
21. A method of inhibiting retroviral replication, comprising contacting a retrovirus with an effective amount of at least one compound according to any one of *claims 1 to 12*.
- 25 22. A method according to any of *claim 20 to 21*, wherein the retrovirus is a human immunodeficiency virus (HIV).
23. The method as claimed in *claim 22*, wherein the HIV virus is a multi-drug resistant strain.
- 30 24. The use of a compound as claimed in any one of *claims 1 to 12* in the manufacture of a medicament for treating or combating infection or disease associated with retrovirus infection in a mammal.
- 35 25. The use of a compound as claimed in any one of *claims 1 to 12* in the manufacture of a medicament for inhibiting a protease of a retrovirus in a mammal infected with said retrovirus.

26. The use of a compound as claimed in any one of claims 1 to 12 in the manufacture of a medicament for inhibiting retroviral replication.
- 5 27. The use of a compound as claimed in any one of claims 24 to 26 wherein the retrovirus is a human immunodeficiency virus (HIV).
28. The use of a compound as claimed in any one of claims 24 to 27 wherein the retrovirus is a multi-drug resistant strain.
- 10 29. A compound according to claim 1 or 2, selected from compound number 1 to 8, 10, 12, 13, 18 to 21, 23, 24, 34 to 37, 39, 42 to 50, 53, 56, 58, 59 and 61.
30. A pharmaceutical composition consisting of a solid dispersion comprising, (a) a
15 compound as claimed in any of claim 1 to 12, (b) one or more pharmaceutically acceptable water-soluble polymers.

INTERNATIONAL SEARCH REPORT

International Application No

PCT/EP 02/05212

A. CLASSIFICATION OF SUBJECT MATTER

IPC 7 C07D413/12 C07D493/04 C07D417/12 C07D263/58 C07D498/04
 C07D513/04 C07D413/14 C07D417/14 A61K31/423 C07D491/04

According to International Patent Classification (IPC) or to both national classification and IPC

B. FIELDS SEARCHED

Minimum documentation searched (classification system followed by classification symbols)

IPC 7 C07D C07C A61K

Documentation searched other than minimum documentation to the extent that such documents are included in the fields searched

Electronic data base consulted during the international search (name of data base and, where practical, search terms used)

EPO-Internal

C. DOCUMENTS CONSIDERED TO BE RELEVANT

Category °	Citation of document, with indication, where appropriate, of the relevant passages	Relevant to claim No.
X	WO 95 06030 A (SEARLE & CO (US)) 2 March 1995 (1995-03-02) cited in the application page 1, line 18 - line 29 page 194; table 16A page 246 -page 249; claim 1 ---	1-30
X	WO 96 28464 A (SEARLE & CO (US)) 19 September 1996 (1996-09-19) cited in the application page 1, line 11 - line 15 page 234 -page 245; tables 14A-15F page 259 -page 261; claim 1 --- -/--	1-30

☒ Further documents are listed in the continuation of box C.☒ Patent family members are listed in annex.

° Special categories of cited documents :

- *A* document defining the general state of the art which is not considered to be of particular relevance
- *E* earlier document but published on or after the international filing date
- *L* document which may throw doubts on priority claim(s) or which is cited to establish the publication date of another citation or other special reason (as specified)
- *O* document referring to an oral disclosure, use, exhibition or other means
- *P* document published prior to the international filing date but later than the priority date claimed

- *T* later document published after the international filing date or priority date and not in conflict with the application but cited to understand the principle or theory underlying the invention
- *X* document of particular relevance; the claimed invention cannot be considered novel or cannot be considered to involve an inventive step when the document is taken alone
- *Y* document of particular relevance; the claimed invention cannot be considered to involve an inventive step when the document is combined with one or more other such documents, such combination being obvious to a person skilled in the art.
- *Z* document member of the same patent family

Date of the actual completion of the international search

23 August 2002

Date of mailing of the international search report

02/09/2002

Name and mailing address of the ISA

European Patent Office, P.B. 5818 Patentlaan 2
 NL - 2280 HV Rijswijk
 Tel. (+31-70) 340-2040, Tx. 31 651 epo nl,
 Fax: (+31-70) 340-3016

Authorized officer

Cortés, J

INTERNATIONAL SEARCH REPORT

International Application No

PCT/EP 02/05212

C.(Continuation) DOCUMENTS CONSIDERED TO BE RELEVANT

Category *	Citation of document, with indication, where appropriate, of the relevant passages	Relevant to claim No.
X	<p>WO 96 28463 A (SEARLE & CO (US)) 19 September 1996 (1996-09-19) cited in the application page 1, line 13 - line 17 page 83; example 28 page 85; example 30 page 138; example 57 page 141; example 58 page 152 -page 156; tables 7B-F page 196; claim 1 page 159 -page 164; tables 10A-F page 175 -page 177; tables 14A-B,15 page 188; table 21, 3. compound</p>	1-30
A	<p>WO 96 28418 A (SEARLE & CO (US)) 19 September 1996 (1996-09-19) cited in the application page 1, line 9 - line 13 page 96; example 35 page 98; example 37 page 130; example 60 page 136; tables 3F-G page 138; tables 4D,4F page 146; table 6F page 147 -page 151; tables 7,8A-D page 155; table 9, 3. compound</p>	1-30
A	<p>WO 97 18205 A (SEARLE & CO (US)) 22 May 1997 (1997-05-22) cited in the application page 1, line 6 - line 10 page 111; example 41 page 214 -page 221; tables 9A-H page 232 -page 233; tables 13A-B page 237 -page 242; table 14 page 248 -page 250; claim 1</p>	1-30

FURTHER INFORMATION CONTINUED FROM PCT/ISA/ 210

Continuation of Box I.1

Although claims 16-23 are directed to a method of treatment of the human body, the search has been carried out and based on the alleged effects of the compound.

Continuation of Box I.1

Rule 39.1(iv) PCT - Method for treatment of the human or animal body by therapy

Continuation of Box I.2

Claims Nos.: 1 (partially)

The present claim 1 does not comply with the requirements for clarity of Article 6 PCT, as it does not only encompass compounds as defined by formula (I) and the definitions of the substituents but also prodrugs and metabolites of these compounds.

Since it is not possible to assign a structure to all possible prodrugs or metabolites of compounds of formula (I), the claimed scope is ambiguous.

As it is not possible to carry out a meaningful search on a structurally undefined group of compounds, the search was limited to compounds of formula (I) without their prodrugs or metabolites.

The applicant's attention is drawn to the fact that claims, or parts of claims, relating to inventions in respect of which no international search report has been established need not be the subject of an international preliminary examination (Rule 66.1(e) PCT). The applicant is advised that the EPO policy when acting as an International Preliminary Examining Authority is normally not to carry out a preliminary examination on matter which has not been searched. This is the case irrespective of whether or not the claims are amended following receipt of the search report or during any Chapter II procedure.

INTERNATIONAL SEARCH REPORT

International application No.
PCT/EP 02/05212

Box I Observations where certain claims were found unsearchable (Continuation of item 1 of first sheet)

This International Search Report has not been established in respect of certain claims under Article 17(2)(a) for the following reasons:

1. ☒ Claims Nos.: —
because they relate to subject matter not required to be searched by this Authority, namely:
see FURTHER INFORMATION sheet PCT/ISA/210
2. ☒ Claims Nos.: 1 (partially)
because they relate to parts of the International Application that do not comply with the prescribed requirements to such an extent that no meaningful International Search can be carried out, specifically:
see FURTHER INFORMATION sheet PCT/ISA/210
3. ☐ Claims Nos.:
because they are dependent claims and are not drafted in accordance with the second and third sentences of Rule 6.4(a).

Box II Observations where unity of invention is lacking (Continuation of item 2 of first sheet)

This International Searching Authority found multiple inventions in this international application, as follows:

1. ☐ As all required additional search fees were timely paid by the applicant, this International Search Report covers all searchable claims.
2. ☐ As all searchable claims could be searched without effort justifying an additional fee, this Authority did not invite payment of any additional fee.
3. ☐ As only some of the required additional search fees were timely paid by the applicant, this International Search Report covers only those claims for which fees were paid, specifically claims Nos.:
4. ☐ No required additional search fees were timely paid by the applicant. Consequently, this International Search Report is restricted to the invention first mentioned in the claims; it is covered by claims Nos.:

Remark on Protest

- ☐ The additional search fees were accompanied by the applicant's protest.
- ☐ No protest accompanied the payment of additional search fees.

INTERNATIONAL SEARCH REPORT

Information on patent family members

International Application No

PCT/EP 02/05212

Patent document cited in search report		Publication date	Patent family member(s)	Publication date
WO 9506030	A	02-03-1995	US 5843946 A	01-12-1998
			US 6060476 A	09-05-2000
			AT 174587 T	15-01-1999
			AU 7669794 A	21-03-1995
			DE 69415326 D1	28-01-1999
			DE 69415326 T2	02-06-1999
			DK 715618 T3	23-08-1999
			EP 0715618 A1	12-06-1996
			ES 2127938 T3	01-05-1999
			GR 3029378 T3	28-05-1999
			WO 9506030 A1	02-03-1995
			US 6248775 B1	19-06-2001
			US 5830897 A	03-11-1998
			US 6172082 B1	09-01-2001
			US 5786483 A	28-07-1998
			US 6335460 B1	01-01-2002
			US 2002052399 A1	02-05-2002
			US 5744481 A	28-04-1998
			US 5968942 A	19-10-1999
WO 9628464	A	19-09-1996	US 6150556 A	21-11-2000
			AU 704360 B2	22-04-1999
			AU 5356196 A	02-10-1996
			BR 9607543 A	23-12-1997
			CA 2215025 A1	19-09-1996
			CN 1196732 A	21-10-1998
			CZ 9702825 A3	18-02-1998
			EE 9700200 A	16-02-1998
			EP 1076062 A1	14-02-2001
			EP 1188766 A1	20-03-2002
			EP 0813543 A1	29-12-1997
			HU 9802647 A2	01-02-1999
			JP 11501921 T	16-02-1999
			NO 974149 A	05-11-1997
			NZ 305544 A	29-04-1999
			PL 322163 A1	19-01-1998
			SK 122297 A3	04-02-1998
			WO 9628464 A1	19-09-1996
			US 6316496 B1	13-11-2001
US 6388132 B1	14-05-2002			
US 6143788 A	07-11-2000			
WO 9628463	A	19-09-1996	US 5756533 A	26-05-1998
			AU 705268 B2	20-05-1999
			AU 5029496 A	02-10-1996
			BR 9607638 A	26-05-1998
			CA 2215061 A1	19-09-1996
			CN 1186499 A	01-07-1998
			CZ 9702824 A3	18-02-1998
			EE 9700201 A	16-02-1998
			EP 0813542 A1	29-12-1997
			HU 9801562 A2	30-11-1998
			JP 2001513746 T	04-09-2001
			NO 974148 A	27-10-1997
			NZ 303861 A	25-02-1999
			PL 322784 A1	16-02-1998
			SK 122497 A3	04-03-1998
			US 5965601 A	12-10-1999

INTERNATIONAL SEARCH REPORT

Information on patent family members

International Application No

PCT/EP 02/05212

Patent document cited in search report		Publication date	Patent family member(s)	Publication date
WO 9628463	A		US 6140505 A	31-10-2000
			WO 9628463 A1	19-09-1996
			US 6310080 B1	30-10-2001
			US 5968970 A	19-10-1999
WO 9628418	A	19-09-1996	US 5705500 A	06-01-1998
			AT 201014 T	15-05-2001
			AU 711098 B2	07-10-1999
			AU 6695196 A	02-10-1996
			BR 9607450 A	30-06-1998
			CA 2215066 A1	19-09-1996
			CN 1183767 A	03-06-1998
			CZ 9702822 A3	18-02-1998
			DE 69612739 D1	13-06-2001
			DE 69612739 T2	29-11-2001
			DK 813519 T3	28-05-2001
			EE 9700199 A	16-02-1998
			EP 1052250 A1	15-11-2000
			EP 0813519 A1	29-12-1997
			ES 2157437 T3	16-08-2001
			HU 9800294 A2	28-07-1998
			JP 11503414 T	26-03-1999
			NO 974146 A	07-11-1997
			NZ 306026 A	28-01-1999
			PL 322169 A1	19-01-1998
			PT 813519 T	31-10-2001
			SI 813519 T1	31-08-2001
			SK 122397 A3	04-02-1998
			WO 9628418 A1	19-09-1996
			US 6169085 B1	02-01-2001
			US 6380188 B1	30-04-2002
			US 5985870 A	16-11-1999
WO 9718205	A	22-05-1997	AU 7722296 A	05-06-1997
			CA 2236236 A1	22-05-1997
			EP 0861249 A1	02-09-1998
			JP 2000515488 T	21-11-2000
			WO 9718205 A1	22-05-1997
			US 5753660 A	19-05-1998