

E. Bless,

Cut Nail Machine.

No. 110624.

Patented Jan. 3. 1871

Fig. 3.

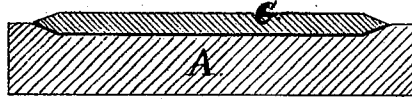


Fig. 1.

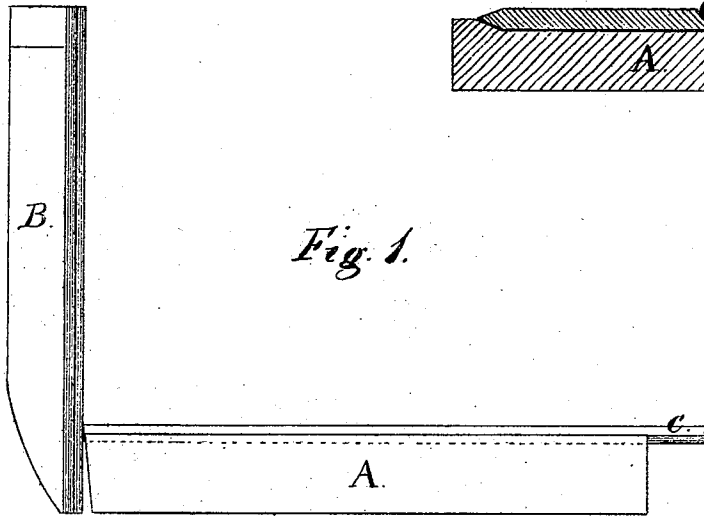
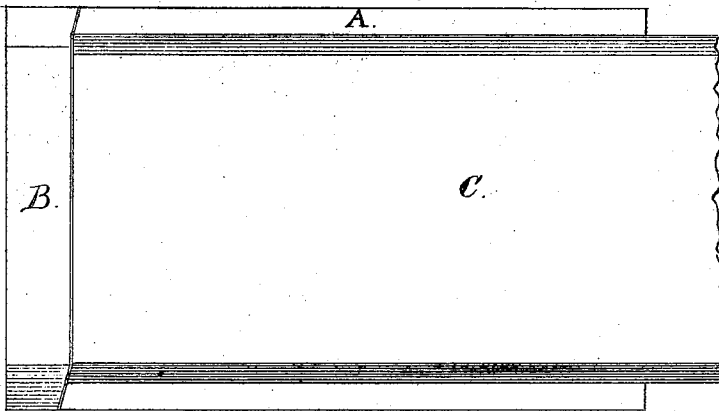


Fig. 2.



Witnesses.

George Ward
A. J. Mayhew.

Cleazar Bless *Inventor*

Indianapolis Ind.

UNITED STATES PATENT OFFICE.

ELEAZAR BLESS, OF INDIANAPOLIS, INDIANA.

IMPROVEMENT IN CUTTERS FOR NAIL-CUTTING MACHINES.

Specification forming part of Letters Patent No. **110,624**, dated January 3, 1871.

I, ELEAZAR BLESS, of Indianapolis, in the county of Marion and State of Indiana, have invented certain Improvements in the Process of Manufacturing Nails, of which the following is a specification:

My invention relates to forming or making nails with a sharp or pyramidal point; and it consists in the form and arrangement of the movable knife or cutter and the stationary knife or anvil to be substituted for these parts in the ordinary nail-machines, the object of the invention being to manufacture sharp-pointed nails with greater expedition and cheaper than heretofore.

Description of the Accompanying Drawing.

Figure 1 is a side elevation of a stationary knife or anvil and a movable knife or cutter, together with a nail-plate prepared with sharp or beveled edges, as required to embody and carry out the objects of my invention, said anvil and cutter being adapted and applied to the ordinary nail-machines in the usual manner. Fig. 2 is a top or plan view of the same. Fig. 3 is an end view of the anvil, together with the nail-plate shown thereon in position for cutting nails.

General Description.

A is the stationary knife or anvil, and B the movable knife or cutter, both of which are so formed and arranged that the point end of the nail-blank is tapered on two sides as it is cut from the nail-plate C.

In order to form the nail with a sharp pyramidal point by means of the movable knife and anvil as formed and arranged by me, it is necessary to prepare the nail-plate C with

sharp or beveled edges, as shown, as this forms the taper to the point on the other two sides.

In order to preserve the central position of the point and to keep it from being bent by the knife B in the act of cutting the nail-blank from the plate, I make the anvil A with raised beveled sides, the elevation of the sides being half the thickness of the nail-plate C, and so formed as to support the extreme outer edges of the plate, as clearly shown in the drawing.

The form and arrangement of the cutter and anvil are also such as to form the head end of the nail-blank with the side-projecting parts left or made on the sides thereof as a necessary effect of cutting the point, as described, and it so happens that the form thus given to the head end of the blank is such that the head of the nail is formed rounder by the heading-tool and with smoother margins than with the ordinary blank.

The application of my improved cutter and anvil requires no alteration in the ordinary nail-cutting machine, and the nail-plate is manipulated as in other machines—that is, the plate is turned over reversed each time a blank is cut.

I make no claim to a pointed nail nor to preparing the plate with beveled or sharp edges, in itself considered, but in the manner or process of making sharp-pointed nails.

I claim as my invention—

The anvil A and cutter B, formed and arranged substantially as and for the purpose set forth.

ELEAZAR BLESS.

Witnesses:

O. F. MAYHEW,
CADY L. DENNY.