



US00D668649S

(12) **United States Design Patent**
Burke et al.

(10) **Patent No.:** **US D668,649 S**

(45) **Date of Patent:** **** Oct. 9, 2012**

(54) **TABLET COMPUTER CASE**

(75) Inventors: **William H. Burke**, Shoreline, WA (US);
Wayne Scott Hoofnagle, Redmond, WA
(US); **Derek Silverio**, Seattle, WA (US)

(73) Assignee: **Fluke Corporation**, Everett, WA (US)

(**) Term: **14 Years**

(21) Appl. No.: **29/385,924**

(22) Filed: **Feb. 22, 2011**

(51) **LOC (9) Cl.** **14-02**

(52) **U.S. Cl.** **D14/341**

(58) **Field of Classification Search** D14/341-347,
D14/137, 138, 138.1, 138 A, 138 AA, 138 R,
D14/138 AB, 138 AC, 138 AD, 138 C, 138 G,
D14/496, 203.1, 203.3, 203.4, 203.5, 203.7,
D14/426, 427, 432, 429, 129, 130, 420, 439-441,
D14/448, 125, 126, 147, 156, 218, 247-248,
D14/250, 389, 388, 315-318; D10/65, 104;
D18/6-7; D21/324, 329, 330; D19/26, 59,
D19/60; 455/556.1, 556.2, 566, 575.1, 90.3;
379/433.04, 433.01, 433.06, 916; 345/169,
345/173, 901, 905; 361/679.26, 679.27,
361/679.3, 679.55, 679.56

See application file for complete search history.

(56) **References Cited**

U.S. PATENT DOCUMENTS

6,028,765	A *	2/2000	Swindler et al.	361/679.55
D437,593	S *	2/2001	Keeler et al.	D14/336
6,791,825	B1 *	9/2004	Taylor	361/679.6
D512,058	S *	11/2005	Ball	D14/342
D578,028	S *	10/2008	Goulden	D10/65
D581,297	S *	11/2008	Keen	D10/65
D614,182	S *	4/2010	Busri	D14/341
D642,562	S *	8/2011	Kato	D14/341
D654,499	S *	2/2012	Wesolek	D14/346

* cited by examiner

Primary Examiner — Barbara Fox

(74) *Attorney, Agent, or Firm* — patenttm.us

(57) **CLAIM**

We claim the ornamental design for a tablet computer case, as shown and described.

DESCRIPTION

FIG. 1 is a front perspective view of a tablet computer case, showing the new design.

FIG. 2 is a top view of the design of FIG. 1;

FIG. 3 is a front side view of the design of FIG. 1;

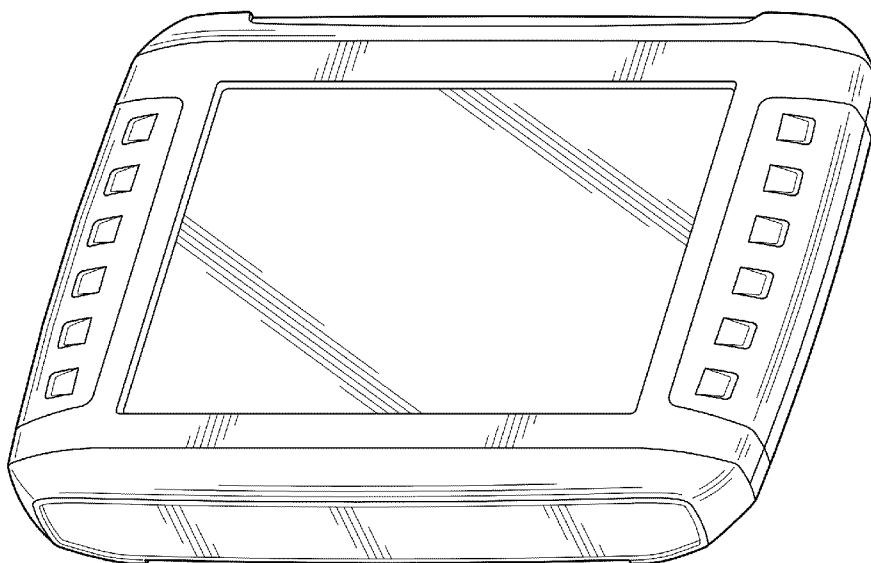
FIG. 4 is a bottom view of the design of FIG. 1;

FIG. 5 is a right side view of the design of FIG. 1;

FIG. 6 is a back view of the design of FIG. 1; and,

FIG. 7 is a left side view of the design of FIG. 1.

1 Claim, 3 Drawing Sheets



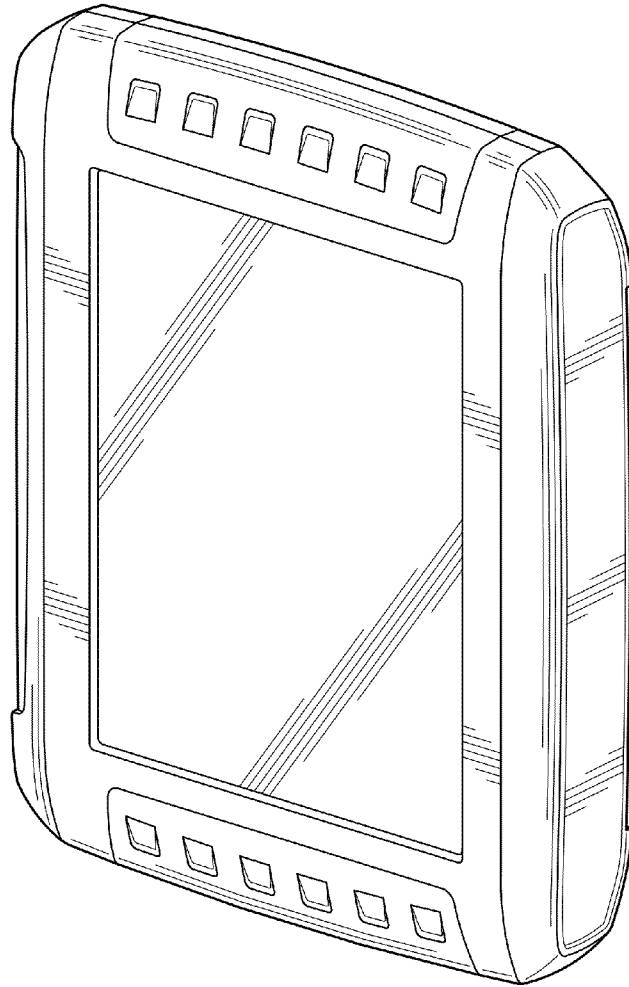


FIG. 1

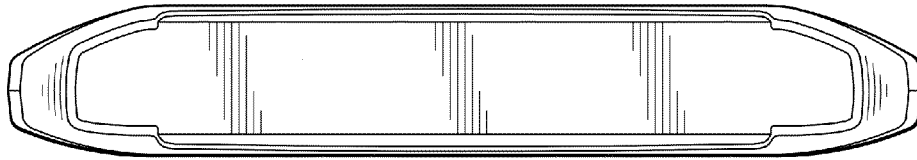


FIG. 2

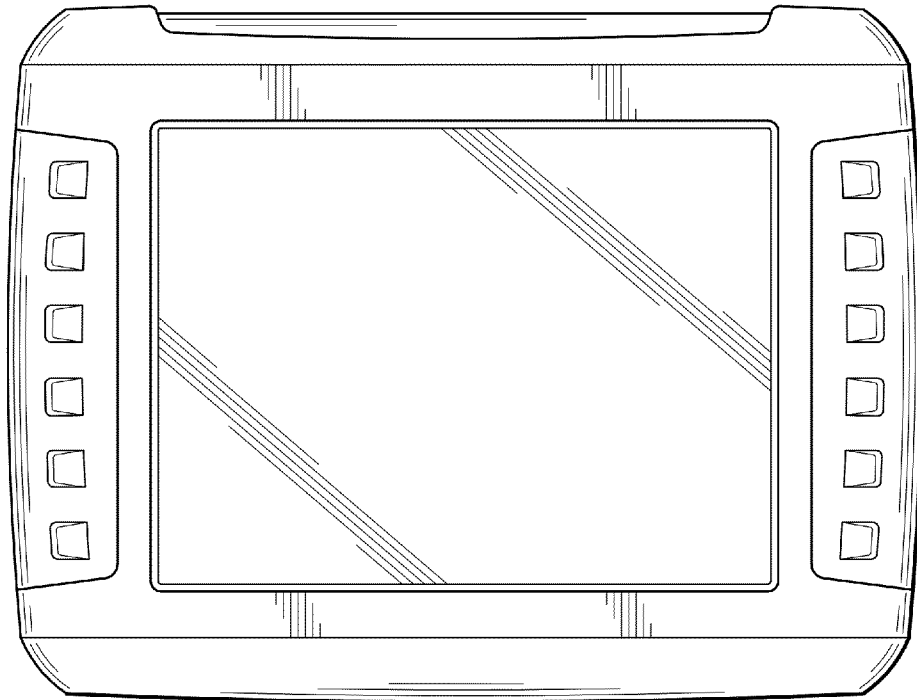


FIG. 3

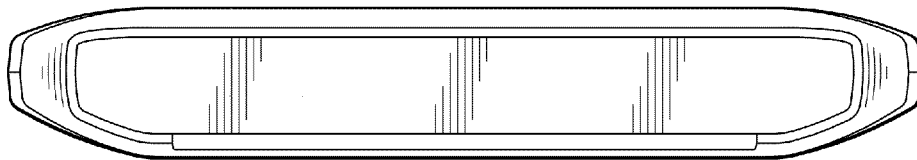


FIG. 4

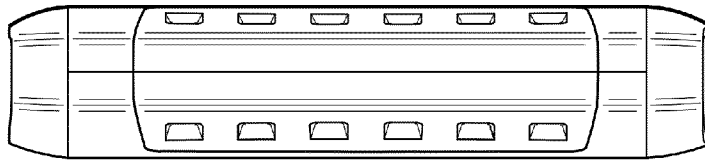


FIG. 7




FIG. 6

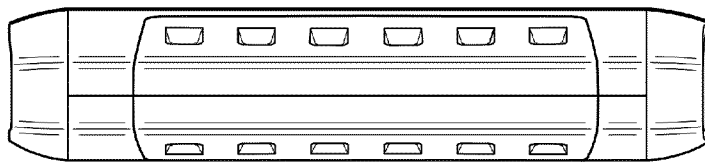


FIG. 5