



US00D394742S

**United States Patent** [19]  
**Gaudio**

[11] **Patent Number:** **Des. 394,742**  
[45] **Date of Patent:** **\*\*Jun. 2, 1998**

- [54] **SHOE UPPER**
- [76] **Inventor:** **Paul A. Gaudio**, 610 Middlecrest Rd.,  
Lake Oswego, Oreg. 97034
- [\*\*] **Term:** **14 Years**
- [21] **Appl. No.:** **54,886**
- [22] **Filed:** **May 24, 1996**
- [51] **LOC (6) Cl.** ..... **02-04**
- [52] **U.S. Cl.** ..... **D2/969; D2/970; D2/902**
- [58] **Field of Search** ..... **D2/896, 900, 902,**  
D2/907, 908, 909, 910, 911, 912, 946,  
951, 954, 960, 969, 970, 971, 972, 973,  
974, 975, 977, 978; 36/30 R, 43, 44, 45,  
50.1, 51, 54, 71, 114, 136, 137

5,371,957 12/1994 Gaudio ..... 36/45 X  
5,564,203 10/1996 Morris ..... 36/136 X

*Primary Examiner*—Louis S. Zarfaz  
*Assistant Examiner*—Monica A. Weingart  
*Attorney, Agent, or Firm*—Marger, Johnson McCollom &  
Stolowitz, P. C.

[57] **CLAIM**

The ornamental design for a shoe upper, as shown and described.

**DESCRIPTION**

FIG. 1 is an oblique perspective view of a shoe upper of a left shoe showing my new design, the shoe upper for a right shoe being the mirror image thereof;  
FIG. 2 is a right side elevational view of the shoe upper for a right shoe;  
FIG. 3 is a left side elevational view of the shoe upper for a right shoe;  
FIG. 4 is a front elevational view of the shoe upper for a right shoe; and,  
FIG. 5 is a rear elevational view of the shoe upper for a right shoe.

[56] **References Cited**  
**U.S. PATENT DOCUMENTS**

D. 348,976	7/1994	VanNoy	.....	D2/969
D. 364,729	12/1995	Teague	.....	D2/970
D. 365,197	12/1995	Hatfield	.....	D2/969
D. 373,460	9/1996	Crowley	.....	D2/970
5,014,449	5/1991	Richard et al.	.....	36/30 R

**1 Claim, 2 Drawing Sheets**

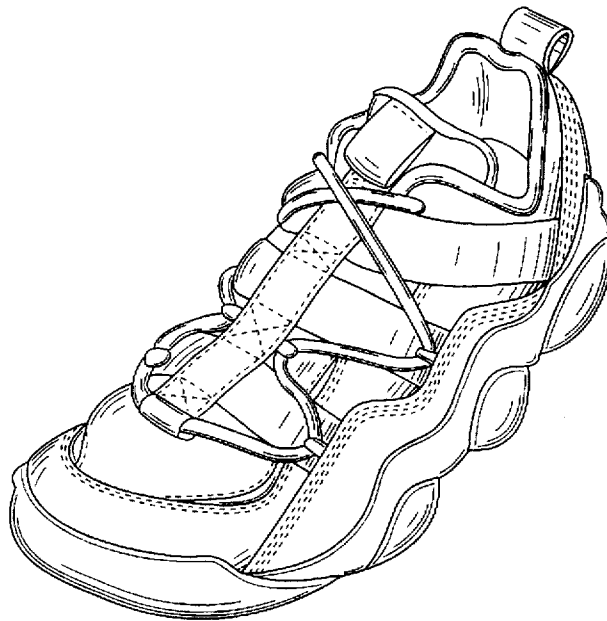


FIG. 1

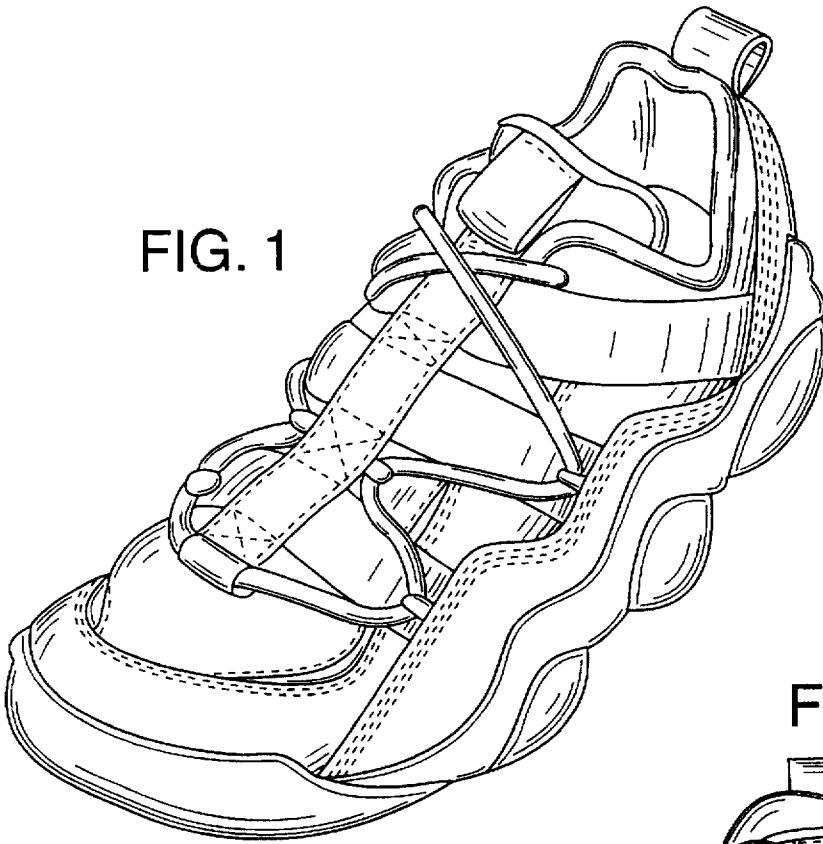


FIG. 4

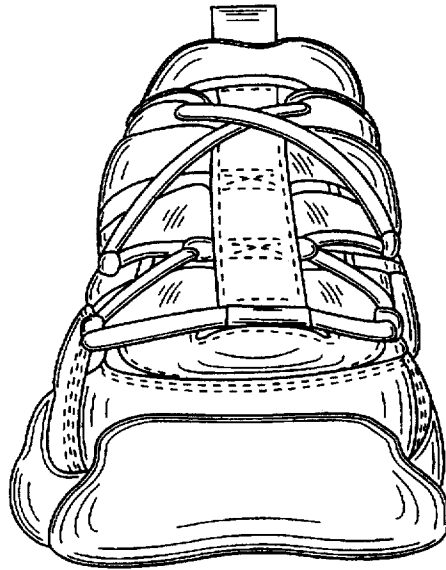


FIG. 5

