



(12) **United States Design Patent**
Cosmescu

(10) **Patent No.:** **US D799,697 S**
(45) **Date of Patent:** **** Oct. 10, 2017**

(54) **NOZZLE MEMBER FOR ELECTROSURGERY HANDPIECE**

| | | | | |
|-------------------|--------|--------------|-------|---------------------------|
| D426,883 S * | 6/2000 | Berman | | D24/112 |
| 6,090,106 A * | 7/2000 | Goble | | A61B 2018/00577 606/41 |
| D560,278 S * | 1/2008 | Malis | | D24/144 |
| D733,291 S * | 6/2015 | Wang | | D24/129 |
| D758,582 S * | 6/2016 | Cosmescu | | D24/144 |
| 2014/0052131 A1 * | 2/2014 | Busch-Madsen | | A61B 2018/00607 606/41 |

(71) Applicant: **I.C. Medical, Inc.**, Phoenix, AZ (US)

(72) Inventor: **Ioan Cosmescu**, Phoenix, AZ (US)

(73) Assignee: **I.C. Medical, Inc.**, Phoenix, AZ (US)

(**) Term: **15 Years**

* cited by examiner

(21) Appl. No.: **29/541,034**

Primary Examiner — Wan Laymon

(22) Filed: **Sep. 30, 2015**

(74) *Attorney, Agent, or Firm* — Zeman-Mullen & Ford, LLP

Related U.S. Application Data

(63) Continuation of application No. 14/726,553, filed on May 31, 2015.

(51) **LOC (10) Cl.** **24-02**

(52) **U.S. Cl.**
USPC **D24/144**

(58) **Field of Classification Search**
USPC D24/144, 108, 127-129; 606/42
CPC A61B 18/1402; A61B 2018/00577; A61B 2018/00589; A61B 2018/00607; A61B 2018/0091
See application file for complete search history.

(57) **CLAIM**

The ornamental design for a nozzle member for electrosurgery handpiece, as shown and described.

DESCRIPTION

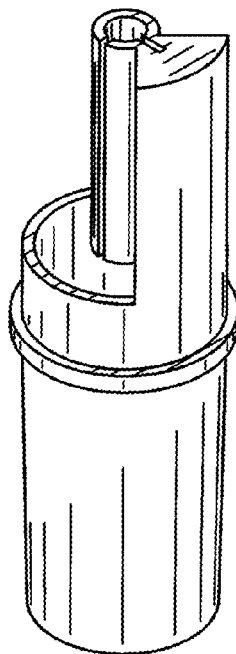
FIG. 1 is a perspective view of the nozzle member for electrosurgery handpiece apparatus of the present invention; FIG. 2 is a top perspective view thereof; FIG. 3 is a bottom perspective view thereof; FIG. 4 is a top view thereof; FIG. 5 is a bottom view thereof; FIG. 6 is a side elevational view thereof; FIG. 7 is an opposite side elevational view thereof; FIG. 8 is a rear elevational thereof; and, FIG. 9 is a front elevational view thereof.

(56) **References Cited**

U.S. PATENT DOCUMENTS

D303,013 S * 8/1989 Konopka D24/129
D355,491 S * 2/1995 Monea D24/114

1 Claim, 3 Drawing Sheets



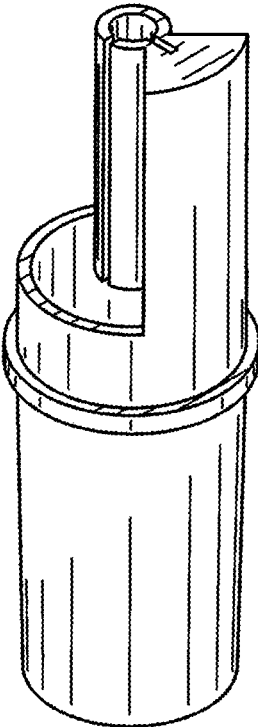


FIG. 1

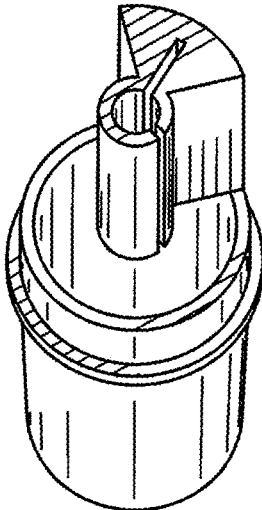


FIG. 2

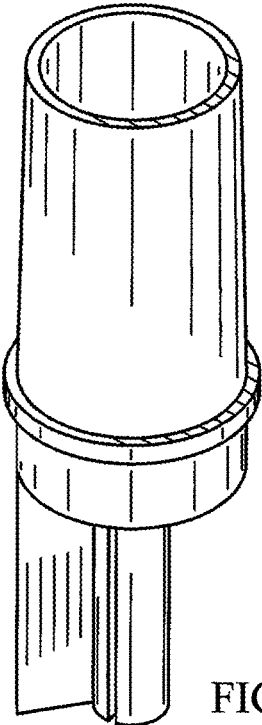


FIG. 3




FIG. 4




FIG. 5

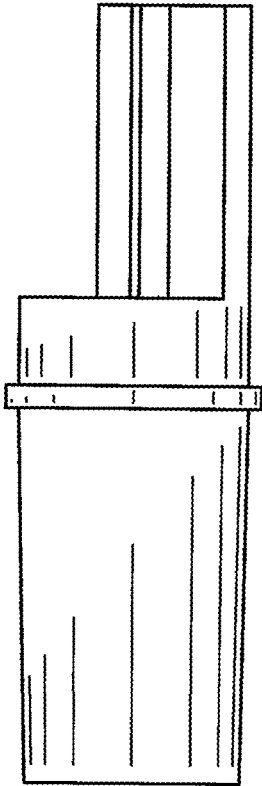


FIG. 6

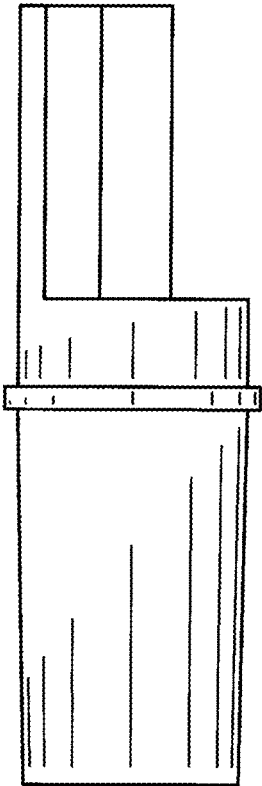


FIG. 7

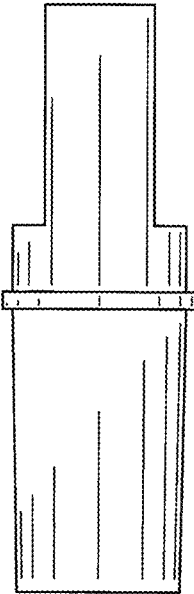


FIG. 8

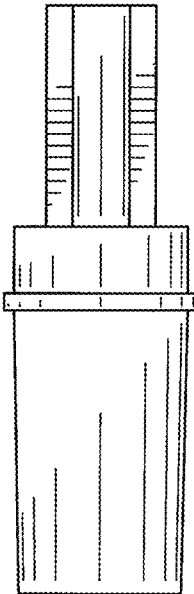


FIG. 9