



INTERNATIONAL APPLICATION PUBLISHED UNDER THE PATENT COOPERATION TREATY (PCT)

<p>(51) International Patent Classification ⁵ : C07D 211/42, 207/12, 205/04, 401/06, A61K 31/445</p>	A1	<p>(11) International Publication Number: WO 94/19323</p> <p>(43) International Publication Date: 1 September 1994 (01.09.94)</p>
<p>(21) International Application Number: PCT/EP94/00412</p> <p>(22) International Filing Date: 10 February 1994 (10.02.94)</p> <p>(30) Priority Data: 9303243.1 18 February 1993 (18.02.93) GB 9322150.5 27 October 1993 (27.10.93) GB</p> <p>(71) Applicant (for all designated States except US): MERCK SHARP & DOHME LIMITED [GB/GB]; Hertford Road, Hoddesdon, Hertfordshire EN11 9BU (GB).</p> <p>(72) Inventors; and (75) Inventors/Applicants (for US only): BAKER, Raymond [GB/GB]; Terlings Park, Eastwick Road, Harlow, Essex CM20 2QR (GB). SWAIN, Christopher, John [GB/GB]; Terlings Park, Eastwick Road, Harlow, Essex CM20 2QR (GB). WILLIAMS, Brian, John [GB/GB]; Terlings Park, Eastwick Road, Harlow, Essex CM20 2QR (GB).</p> <p>(74) Agent: HISCOCK, Ian, J.; Merck & Co., Inc., Terlings Park, Eastwick Road, Harlow, Essex CM20 2QR (GB).</p>		<p>(81) Designated States: AT, AU, BB, BG, BR, BY, CA, CH, CN, CZ, DE, DK, ES, FI, GB, HU, JP, KP, KR, KZ, LK, LU, LV, MG, MN, MW, NL, NO, NZ, PL, PT, RO, RU, SD, SE, SK, UA, US, UZ, VN, European patent (AT, BE, CH, DE, DK, ES, FR, GB, GR, IE, IT, LU, MC, NL, PT, SE), OAPI patent (BF, BJ, CF, CG, CI, CM, GA, GN, ML, MR, NE, SN, TD, TG).</p> <p>Published With international search report.</p>
<p>(54) Title: AZACYCLIC COMPOUNDS, COMPOSITIONS CONTAINING THEM AND THEIR USE AS TACHYKININ ANTAGONISTS</p>		
<p>(57) Abstract</p>		
<p>The present invention relates to compounds of formula (I), and salts and prodrugs thereof, wherein n is 1, 2 or 3 and where any carbon atom of (CH₂)_n may be substituted by R⁴ and/or R⁵; X represents O or S; R¹ represents optionally substituted (CH₂)_qphenyl, wherein q is 0, 1, 2 or 3; R² represents optionally substituted aryl, heteroaryl, benzhydryl or benzyl; R⁴ and R⁵ each independently represent H, halo, C₁₋₆alkyl, oxo, CO₂R^a or CONR^aR^b; R⁶ represents H or C₁₋₆alkyl; R⁷ represents C₁₋₆alkyl or optionally substituted phenyl; R⁸ represents H, COR^a, CO₂R^a, COCONR^aR^b, COCO₂R^a, C₁₋₆alkyl optionally substituted by a variety of substituents, or C₁₋₆alkyl, optionally substituted by an optionally substituted aromatic heterocycle. The compounds are tachykinin antagonists useful for treating pain or inflammation, migraine or emesis.</p>	<p style="text-align: right;">(I)</p>	

FOR THE PURPOSES OF INFORMATION ONLY

Codes used to identify States party to the PCT on the front pages of pamphlets publishing international applications under the PCT.

AT	Austria	GB	United Kingdom	MR	Mauritania
AU	Australia	GE	Georgia	MW	Malawi
BB	Barbados	GN	Guinea	NE	Niger
BE	Belgium	GR	Greece	NL	Netherlands
BF	Burkina Faso	HU	Hungary	NO	Norway
BG	Bulgaria	IE	Ireland	NZ	New Zealand
BJ	Benin	IT	Italy	PL	Poland
BR	Brazil	JP	Japan	PT	Portugal
BY	Belarus	KE	Kenya	RO	Romania
CA	Canada	KG	Kyrgystan	RU	Russian Federation
CF	Central African Republic	KP	Democratic People's Republic of Korea	SD	Sudan
CG	Congo	KR	Republic of Korea	SE	Sweden
CH	Switzerland	KZ	Kazakhstan	SI	Slovenia
CI	Côte d'Ivoire	LI	Liechtenstein	SK	Slovakia
CM	Cameroon	LK	Sri Lanka	SN	Senegal
CN	China	LU	Luxembourg	TD	Chad
CS	Czechoslovakia	LV	Latvia	TG	Togo
CZ	Czech Republic	MC	Monaco	TJ	Tajikistan
DE	Germany	MD	Republic of Moldova	TT	Trinidad and Tobago
DK	Denmark	MG	Madagascar	UA	Ukraine
ES	Spain	ML	Mali	US	United States of America
FI	Finland	MN	Mongolia	UZ	Uzbekistan
FR	France			VN	Viet Nam
GA	Gabon				

- 1 -

AZACYCLIC COMPOUNDS COMPOSITIONS CONTAINING THEM AND THEIR USE AS TACHYKININ ANTAGONISTS

5 This invention relates to a class of azacyclic compounds, which are useful as tachykinin antagonists. More particularly, the compounds of the invention comprise an azacyclic ring system substituted by an arylmethoxy or arylmethylthio moiety.

10 The tachykinins are a group of naturally-occurring peptides found widely distributed throughout mammalian tissues, both within the central nervous system and in the peripheral nervous and circulatory systems. The structures of three known mammalian tachykinins are as follows:

15 Substance P:

Arg-Pro-Lys-Pro-Gln-Gln-Phe-Phe-Gly-Leu-Met-NH₂

Neurokinin A:

His-Lys-Thr-Asp-Ser-Phe-Val-Gly-Leu-Met-NH₂

20 Neurokinin B:

Asp-Met-His-Asp-Phe-Phe-Val-Gly-Leu-Met-NH₂

 For example, substance P is believed inter alia to be involved in the neurotransmission of pain sensations [Otsuka et al, "Role of Substance P as a Sensory Transmitter in Spinal Cord and Sympathetic Ganglia" in 1982 Substance P in the Nervous System, Ciba Foundation Symposium 91, 13-34 (published by Pitman) and Otsuka and Yanagisawa, "Does Substance P Act as a Pain Transmitter?" TIPS (Dec. 1987) 8 506-510], specifically
25 in the transmission of pain in migraine (B.E.B. Sandberg et al, J. Med Chem, (1982) 25 1009) and in arthritis [Levine et al in Science (1984) 226 547-549]. These peptides have also been implicated in gastrointestinal (GI) disorders and diseases of the GI tract such as
30

- 2 -

inflammatory bowel disease [Mantyh et al in Neuroscience (1988) 25 (3) 817-37 and D. Regoli in "Trends in Cluster Headache" Ed. Sicuteri et al Elsevier Scientific Publishers, Amsterdam (1987) page 85] and emesis [F.D. Tattersall et. al., Eur. J. Pharmacol., (1993) 250, R5-R6]. It is also hypothesised that there is a neurogenic mechanism for arthritis in which substance P may play a role [Kidd et al "A Neurogenic Mechanism for Symmetrical Arthritis" in The Lancet, 11 November 1989 and Grönblad et al "Neuropeptides in Synovium of Patients with Rheumatoid Arthritis and Osteoarthritis" in J. Rheumatol. (1988) 15(12) 1807-10]. Therefore, substance P is believed to be involved in the inflammatory response in diseases such as rheumatoid arthritis and osteoarthritis [O'Byrne et al in Arthritis and Rheumatism (1990) 33 1023-8]. Other disease areas where tachykinin antagonists are believed to be useful are allergic conditions [Hamelet et al Can. J. Pharmacol. Physiol. (1988) 66 1361-7], immunoregulation [Lotz et al Science (1988) 241 1218-21 and Kimball et al, J. Immunol. (1988) 141 (10) 3564-9] vasodilation, bronchospasm, reflex or neuronal control of the viscera [Mantyh et al, PNAS (1988) 85 3235-9] and, possibly by arresting or slowing β -amyloid-mediated neurodegenerative changes [Yankner et al Science, (1990) 250, 279-82] in senile dementia of the Alzheimer type, Alzheimer's disease and Down's Syndrome.

Tachykinin antagonists may also be useful in the treatment of small cell carcinomas, in particular small cell lung cancer (SCLC) [Langdon et. al., Cancer Research (1992) 52, 4554-7].

Substance P may also play a role in demyelinating diseases such as multiple sclerosis and amyotrophic lateral sclerosis [J. Luber-Narod et. al., poster presented at C.I.N.P. XVIIIth Congress, 28th June-

- 3 -

2nd July, 1992], and in disorders of bladder function such as bladder detrusor hyper-reflexia (Lancet, 16th May, 1992, 1239).

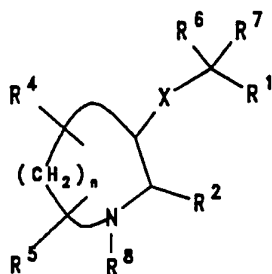
It has furthermore been suggested that
5 tachykinins have utility in the following disorders: depression, dysthymic disorders, chronic obstructive airways disease, hypersensitivity disorders such as poison ivy, vasospastic diseases such as angina and Reynauld's disease, fibrosing and collagen diseases such
10 as scleroderma and eosinophillic fascioliasis, reflex sympathetic dystrophy such as shoulder/hand syndrome, addiction disorders such as alcoholism, stress related somatic disorders, neuropathy, neuralgia, disorders related to immune enhancement or suppression such as
15 systemic lupus erythmatosis (European patent specification no. 0 436 334), ophthalmic disease such as conjunctivitis, vernal conjunctivitis, and the like, and cutaneous diseases such as contact dermatitis, atropic dermatitis, urticaria, and other eczematoid dermatitis
20 (European patent specification no. 0 394 989).

In view of their metabolic instability, peptide derivatives are likely to be of limited utility as therapeutic agents. It is for this reason that non-peptide tachykinin antagonists are sought.

25 In essence, this invention provides a class of potent non-peptide tachykinin antagonists. By virtue of their non-peptide nature, the compounds of the present invention do not suffer from the shortcomings, in terms of metabolic instability, of the known peptide-based
30 tachykinin antagonists discussed above.

The present invention provides a compound of formula (I), or a salt or prodrug thereof:

- 4 -



(1)

10 wherein

n is 1, 2 or 3 and where any carbon atom of $(\text{CH}_2)_n$ may be substituted by R^4 and/or R^5 ;

X represents O or S;

15 R^1 represents $(\text{CH}_2)_q$ phenyl, wherein q is 0, 1, 2 or 3, which may be optionally substituted in the phenyl ring by 1, 2 or 3 groups selected from C_{1-6} alkyl, C_{2-6} alkenyl, C_{2-6} alkynyl, halo, cyano, nitro, trifluoromethyl, trimethylsilyl, $-\text{OR}^a$, SR^a , SOR^a , SO_2R^a , $-\text{NR}^a\text{R}^b$, $-\text{NR}^a\text{COR}^b$, $-\text{NR}^a\text{CO}_2\text{R}^b$, $-\text{CO}_2\text{R}^a$ and $-\text{CONR}^a\text{R}^b$;

20 R^2 represents aryl selected from phenyl and naphthyl; heteroaryl selected from indazolyl, thienyl, furyl, pyridyl, thiazolyl, tetrazolyl and quinolyl; benzhydryl; or benzyl; wherein each aryl or heteroaryl moiety may be substituted by C_{1-6} alkyl, C_{1-6} alkoxy, halo or trifluoromethyl;

25 R^4 and R^5 each independently represent H, halo, C_{1-6} alkyl, oxo, CO_2R^a or CONR^aR^b ;

R^6 represents H or C_{1-6} alkyl;

30 R^7 represents C_{1-6} alkyl or phenyl optionally substituted by 1, 2 or 3 groups selected from C_{1-6} alkyl, C_{2-6} alkenyl, C_{2-6} alkynyl, halo, cyano, nitro, trifluoromethyl, trimethylsilyl, $-\text{OR}^a$, SR^a , SOR^a , SO_2R^a , $-\text{NR}^a\text{R}^b$, $-\text{NR}^a\text{COR}^b$, $-\text{NR}^a\text{CO}_2\text{R}^b$, $-\text{CO}_2\text{R}^a$ and $-\text{CONR}^a\text{R}^b$;

- 5 -

R^8 represents H, COR^a , CO_2R^a , $COCONR^aR^b$, $COCO_2R^a$, C_{1-6} alkyl optionally substituted by a group selected from (CO_2R^a , $CONR^aR^b$, hydroxy, cyano, COR^a , NR^aR^b , $C(NO_2)NR^aR^b$, $CONHphenyl(C_{1-4}alkyl)$, $COCO_2R^a$, $CONHNR^aR^b$, $C(S)NR^aR^b$, $CONR^aC_{1-6}alkylR^{12}$, $CONR^{13}C_{2-6}alkynyl$, $CONR^{13}C_{2-6}alkenyl$, $COCONR^aR^b$, $CONR^aC(NR^b)NR^aR^b$, $CONR^aheteroaryl$, and phenyl optionally substituted by one or more substituents selected from $C_{1-6}alkyl$, $C_{1-6}alkoxy$, halo and trifluoromethyl) or $C_{1-6}alkyl$, optionally substituted by oxo, substituted by an optionally substituted aromatic heterocycle;

R^a and R^b each independently represent H, $C_{1-6}alkyl$, trifluoromethyl or phenyl optionally substituted by $C_{1-6}alkyl$, halo or trifluoromethyl;

R^{12} represents OR^a , $CONR^aR^b$ or heteroaryl; and R^{13} represents H or $C_{1-6}alkyl$.

As used herein, the definition of each expression, when it occurs more than once in any structure, is intended to be independent of its definition elsewhere in the same structure.

The alkyl, alkenyl and alkynyl groups referred to with respect to the above formula may represent straight, branched or cyclic groups. Thus, for example, suitable alkyl groups include methyl, ethyl, n- or isopropyl, n-, sec-, iso- or tert-butyl, cyclopropyl, cyclobutyl, cyclopentyl or cyclohexyl, and cycloalkyl-alkyl groups such as cyclopropylmethyl; suitable alkenyl groups include vinyl and allyl; and suitable alkynyl groups include propargyl.

The term "halo" as used herein includes fluoro, chloro, bromo and iodo, especially chloro and fluoro.

The present invention includes within its scope prodrugs of the compounds of formula (I) above. In general, such prodrugs will be functional derivatives of

- 6 -

the compounds of formula (I) which are readily convertible in vivo into the required compound of formula (I). Conventional procedures for the selection and preparation of suitable prodrug derivatives are described, for example, in "Design of Prodrugs", ed. H. Bundgaard, Elsevier, 1985.

The compounds according to the invention may exist both as enantiomers and as diastereomers. In particular, the relative orientation of the 2- and 3-substituents on the azacyclic ring may give rise to cis and trans diastereoisomers, of which the cis stereochemistry is preferred. It is to be understood that all such isomers and mixtures thereof are encompassed within the scope of the present invention.

Preferably n is 2 or 3, more preferably 3.

Preferably X represents O.

Preferably q is 0 and R¹ represents substituted phenyl. When R¹ is substituted phenyl suitable substituents include nitro, trifluoromethyl, trimethylsilyl, bromo, chloro, fluoro, iodo, cyano, methyl, ethyl, cyclopropyl, vinyl, methoxy, phenoxy, amino and carbonylmethoxy. Preferably R¹ represents phenyl substituted by one or more groups selected from methyl, trifluoromethyl, chloro and t-butyl.

Preferably R¹ represents disubstituted phenyl, more preferably 3,5-disubstituted phenyl such as 3,5-dichlorophenyl or 3,5-bis(trifluoromethyl)phenyl, or monosubstituted phenyl, such as 3-substituted phenyl, e.g. 3-t-butylphenyl.

Preferably R² represents unsubstituted benzhydryl, phenyl substituted by halo such as chloro, for example 4-chlorophenyl, or unsubstituted phenyl, more preferably unsubstituted phenyl.

Preferably R⁴ and R⁵ both represent H.

- 7 -

Suitable values for R⁶ include H, methyl and ethyl. Preferably R⁶ represents H or methyl, more preferably H.

5 Preferably R⁷ represents C₁₋₆alkyl, such as methyl or ethyl, more preferably methyl.

10 When R⁸ represents C₁₋₆alkyl, optionally substituted by oxo, substituted by a substituted aromatic heterocycle, suitable substituents in the heterocyclic ring include C₁₋₆alkyl, C₁₋₆alkoxy, oxo, thioxo, halo, trifluoromethyl, NR^aR^b, NR^aCOR^b, CONR^aR^b, CO₂R^a, SO₂R^a and CH₂OR^a, where R^a and R^b are as previously defined.

15 Preferably R⁸ represents C₁₋₃alkyl such as methyl, ethyl or i-propyl substituted by a substituted or unsubstituted aromatic heterocycle. Suitable heterocycles include thienyl, furyl, pyrrolyl, pyridyl, pyrazolyl, triazolyl, tetrazolyl, thiazolyl, pyrazinyl, pyridazinyl, oxazolyl, oxadiazolyl, thiadiazolyl, isoxazolyl, quinolyl, isothiazolyl, imidazolyl, benzimidazolyl, benzoxazolyl, benzothiophenyl, benzofuranyl and indolyl.

20 In one group of compounds according to the invention R⁸ represents CH₂-Het, CH(CH₃)-Het, C(CH₃)₂-Het or C(O)-Het, where Het is pyrrolyl, pyrazolyl, pyrazinyl, pyridazinyl, oxadiazolyl, thiadiazolyl, imidazolyl, benzimidazolyl, benzoxazolyl, benzothiophenyl, benzofuranyl or indolyl.

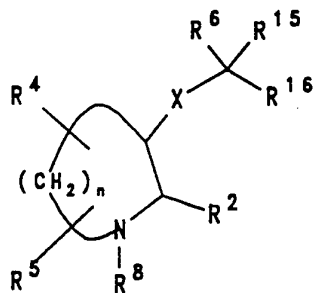
25 Preferably R⁸ represents CH₂-Het, CH(CH₃)-Het, C(CH₃)₂-Het or C(O)-Het where Het is substituted or unsubstituted oxazolyl, oxadiazolyl, tetrazolyl, thiazolyl, thiadiazolyl, furanyl, thienyl, triazolyl, pyrazinyl, pyridyl, pyridazinyl, imidazolyl or benzimidazolyl. More preferably Het is triazolyl or triazolyl substituted by oxo.

- 8 -

Other suitable values for R^8 include H, COR^a , CO_2R^a , $COCONR^{a,b}$, $COCO_2R^a$, C_{1-6} alkyl and C_{1-6} alkyl substituted by a group selected from CO_2R^a , $CONR^{a,b}$, CN, $C(NO)NR^{a,b}$, $CONHphenyl(C_{1-4}alkyl)$, optionally substituted phenyl, $CONHNR^{a,b}$, $COCONR^{a,b}$, $CONR^aC(NH)NH_2$, $CSNR^{a,b}$, $CONR^{13}C_{2-6}alkynyl$, $CONR^aC_{1-6}alkylR^{12}$ and $CONR^aheteroaryl$.

It will be appreciated that, when R^8 comprises a heteroaryl moiety substituted by an oxo or thioxo substituent, different tautomeric forms are possible so that the substituent on the heteroaryl moiety may be represented as =O or -OH, or =S or -SH, respectively. For the avoidance of doubt, all such tautomeric forms are embraced by the present invention.

A particular sub-class of compounds according to the invention is represented by compounds of formula (Ia), and salts and prodrugs thereof:



(Ia)

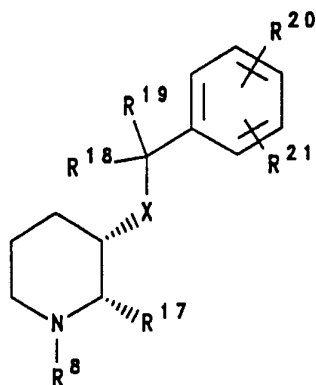
wherein R^2 , R^4 , R^5 , R^6 , R^8 , X and n are as defined for formula (I) above;

R^{15} represents C_{1-6} alkyl; and

R^{16} represents phenyl optionally substituted by 1, 2 or 3 groups selected from C_{1-6} alkyl, C_{2-6} alkenyl, C_{2-6} alkynyl, halo, cyano, nitro, trifluoromethyl, trimethylsilyl, $-OR^a$, SR^a , SOR^a , SO_2R^a , $-NR^{a,b}$, $-NR^aCOR^b$, $-NR^aCO_2R^b$, $-CO_2R^a$ and $-CONR^{a,b}$.

- 9 -

A further sub-class of compounds according to the invention is represented by compounds of formula (Ib) and salts and prodrugs thereof:



(Ib)

15 wherein

X represents O or S, preferably O;

R⁸ is as defined for formula (I);

20 R¹⁷ represents phenyl or benzhydryl wherein any of the phenyl rings of the phenyl or benzhydryl moieties may optionally be substituted by halo or trifluoromethyl, preferably unsubstituted phenyl;

R¹⁸ is methyl;

R¹⁹ is H or methyl; and

R²⁰ and R²¹ independently represent H

25 C₁₋₆alkyl, C₂₋₆alkenyl, C₂₋₆alkynyl, chloro, bromo, fluoro, iodo, cyano, nitro, trifluoromethyl, trimethylsilyl, OR^a, SR^a, SOR^a, SO₂R^a, NR^aR^b, NR^aCOR^b, NR^aCO₂R^b, CO₂R^a or CONR^aR^b, where R^a and R^b are as previously defined.

30 Particular values of R²⁰ and R²¹ include methyl, ethyl, t-butyl, chloro and trifluoromethyl. Preferably R²⁰ and R²¹ are both other than hydrogen and are located at the 3- and 5-positions of the phenyl ring.

- 10 -

A preferred group of compounds according to the invention are compounds of formula (Ib) wherein R⁸ is optionally substituted triazolyl.

Specific compounds within the scope of the present invention include:
5 (2S,3S)3-(1-(3,5-bis(trifluoromethyl)phenyl)ethoxy)-2-phenylpiperdine;
and salts and prodrugs thereof.

For use in medicine, the salts of the compounds of formula (I) will be pharmaceutically acceptable salts.
10 Other salts (such as the dibenzoyltartrate salts) may, however, be useful in the preparation of the compounds according to the invention or of their pharmaceutically acceptable salts. Suitable pharmaceutically acceptable
15 salts of the compounds of this invention include acid addition salts which may, for example, be formed by mixing a solution of the compound according to the invention with a solution of a pharmaceutically acceptable acid such as hydrochloric acid, sulphuric
20 acid, oxalic acid, fumaric acid, maleic acid, succinic acid, acetic acid, citric acid, tartaric acid, carbonic acid, phosphoric acid or p-toluenesulphonic acid. Salts of amine groups may also comprise quaternary ammonium salts in which the amino nitrogen atom carries a suitable
25 organic group such as an alkyl, alkenyl, alkynyl or aralkyl moiety. Furthermore, where the compounds of the invention carry an acidic moiety, suitable pharmaceutically acceptable salts thereof may include metal salts such as alkali metal salts, e.g. sodium or
30 potassium salts; and alkaline earth metal salts, e.g. calcium or magnesium salts.

Preferred salts of the compounds according to the invention include the hydrochloride and p-toluenesulphonic acid salts.

- 11 -

The invention also provides pharmaceutical compositions comprising a compound of this invention in association with a pharmaceutically acceptable carrier. Preferably these compositions are in unit dosage forms such as tablets, pills, capsules, powders, granules, solutions or suspensions, or suppositories, for oral, parenteral or rectal administration, or administration by inhalation or insufflation.

For preparing solid compositions such as tablets, the principal active ingredient is mixed with a pharmaceutical carrier, e.g. conventional tableting ingredients such as corn starch, lactose, sucrose, sorbitol, talc, stearic acid, magnesium stearate, dicalcium phosphate or gums, and other pharmaceutical diluents, e.g. water, to form a solid preformulation composition containing a homogeneous mixture of a compound of the present invention, or a non-toxic pharmaceutically acceptable salt thereof. When referring to these preformulation compositions as homogeneous, it is meant that the active ingredient is dispersed evenly throughout the composition so that the composition may be readily subdivided into equally effective unit dosage forms such as tablets, pills and capsules. This solid preformulation composition is then subdivided into unit dosage forms of the type described above containing from 0.1 to about 500 mg of the active ingredient of the present invention. The tablets or pills of the novel composition can be coated or otherwise compounded to provide a dosage form affording the advantage of prolonged action. For example, the tablet or pill can comprise an inner dosage and an outer dosage component, the latter being in the form of an envelope over the former. The two components can be separated by an enteric layer which serves to resist disintegration in

- 12 -

the stomach and permits the inner component to pass intact into the duodenum or to be delayed in release. A variety of materials can be used for such enteric layers or coatings, such materials including a number of polymeric acids and mixtures of polymeric acids with such materials as shellac, cetyl alcohol and cellulose acetate.

The liquid forms in which the novel compositions of the present invention may be incorporated for administration orally or by injection include aqueous solutions, suitably flavoured syrups, aqueous or oil suspensions, and flavoured emulsions with edible oils such as cottonseed oil, sesame oil, coconut oil or peanut oil, as well as elixirs and similar pharmaceutical vehicles. Suitable dispersing or suspending agents for aqueous suspensions include synthetic and natural gums such as tragacanth, acacia, alginate, dextran, sodium carboxymethylcellulose, methylcellulose, polyvinylpyrrolidone or gelatin.

Compositions for inhalation or insufflation include solutions and suspensions in pharmaceutically acceptable, aqueous or organic solvents, or mixtures thereof, and powders. The liquid or solid compositions may contain suitable pharmaceutically acceptable excipients as set out above. Preferably the compositions are administered by the oral or nasal respiratory route for local or systemic effect. Compositions in preferably sterile pharmaceutically acceptable solvents may be nebulised by use of inert gases. Nebulised solutions may be breathed directly from the nebulising device or the nebulising device may be attached to a face mask, tent or intermittent positive pressure breathing machine. Solution, suspension or powder compositions may be

- 13 -

administered, preferably orally or nasally, from devices which deliver the formulation in an appropriate manner.

The compounds of formula (I) are of value in the treatment of a wide variety of clinical conditions which are characterised by the presence of an excess of tachykinin, in particular substance P, activity. These may include disorders of the central nervous system such as anxiety, depression, psychosis and schizophrenia; epilepsy; neurodegenerative disorders such as dementia, including senile dementia of the Alzheimer type, Alzheimer's disease and Down's syndrome; demyelinating diseases such as MS and ALS and other neuropathological disorders such as peripheral neuropathy, for example, diabetic or chemotherapy-induced neuropathy, and postherpetic and other neuralgias; small cell carcinomas such as small cell lung cancer (SCLC); respiratory diseases particularly those associated with excess mucus secretion such as chronic obstructive airways disease, bronchopneumonia, chronic bronchitis, cystic fibrosis, bronchospasm and asthma; inflammatory diseases such as inflammatory bowel disease, psoriasis, fibrositis, osteoarthritis and rheumatoid arthritis; allergies such as eczema and rhinitis; hypersensitivity disorders such as poison ivy; ophthalmic diseases such as conjunctivitis, vernal conjunctivitis, and the like; cutaneous diseases such as contact dermatitis, atropic dermatitis, urticaria, and other eczematoid dermatitis; addiction disorders such as alcoholism; stress related somatic disorders; reflex sympathetic dystrophy such as shoulder/hand syndrome; dysthymic disorders; adverse immunological reactions such as rejection of transplanted tissues and disorders related to immune enhancement or suppression such as systemic lupus erythematosus; gastrointestinal (GI) disorders and diseases of the GI

- 14 -

tract such as disorders associated with the neuronal control of viscera such as ulcerative colitis, Crohn's disease and incontinence; emesis, including acute, delayed and anticipatory emesis, for example, induced by chemotherapy, radiation, toxins, pregnancy, vestibular disorders, surgery, migraine and variations in intercranial pressure; disorders of bladder function such as bladder detrusor hyper-reflexia; fibrosing and collagen diseases such as scleroderma and eosinophilic fascioliasis; disorders of blood flow caused by vasodilation and vasospastic diseases such as angina, migraine and Reynaud's disease; and pain or nociception, for example, that attributable to or associated with any of the foregoing conditions, especially the transmission of pain in migraine.

The compounds of formula (I) are also of value in the treatment of a combination of the above conditions, in particular in the treatment of combined post-operative pain and post-operative nausea and vomiting.

The compounds of formula (I) are particularly useful in the treatment of pain or nociception and/or inflammation and disorders associated therewith such as, for example, neuropathy, such as diabetic and chemotherapy-induced neuropathy, postherpetic and other neuralgias, asthma, osteoarthritis, rheumatoid arthritis and especially migraine.

The present invention further provides a compound of formula (I) or salt or prodrug thereof for use in therapy.

According to a further or alternative aspect, the present invention provides a compound of formula (I) or a salt or prodrug thereof for use in the manufacture of a medicament for the treatment of physiological

- 15 -

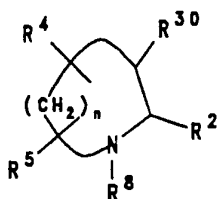
disorders associated with an excess of tachykinins, especially substance P.

The present invention also provides a method for the treatment or prevention of physiological disorders associated with an excess of tachykinins, especially substance P, which method comprises administration to a patient in need thereof of a tachykinin reducing amount of a compound of formula (I), or a salt or prodrug thereof, or a composition comprising a compound of formula (I), or a salt or prodrug thereof.

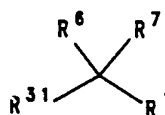
In the treatment of the conditions associated with an excess of tachykinins, a suitable dosage level is about 0.001 to 50 mg/kg per day, in particular about 0.01 to about 25 mg/kg, such as from about 0.05 to about 10 mg/kg per day. For example, in the treatment of conditions involving the neurotransmission of pain sensations, a suitable dosage level is about 0.001 to 25 mg/kg per day, preferably about 0.005 to 10 mg/kg per day, and especially about 0.005 to 5 mg/kg per day. The compounds may be administered on a regimen of 1 to 4 times per day, preferably once or twice per day.

The compounds according to the invention may be prepared by a process which comprises reacting a compound of formula (II) with a compound of formula (III):

25



(II)



(III)

- 16 -

wherein R^1 , R^2 , R^4 , R^5 , R^6 , R^7 and n are as defined for formula (I), R^8 is as defined for formula (I) **except that**, when R^8 is H it is replaced by a suitable protecting group, such as $CO_2(C_{1-6}alkyl)$; and one of R^{30} and R^{31} represents a leaving group and the other of R^{30} and R^{31} represents XH, where X is as defined for formula (I); in the presence of a base, followed by deprotection, if required.

Suitably R^{30} represents XH and R^{31} represents a leaving group.

Suitable leaving groups include halo, e.g. chloro, bromo or iodo, or sulphonate derivatives such as tosylate, mesylate or triflate.

The reaction is conveniently carried out in a suitable organic solvent, such as an ether, e.g. 1,2-dimethoxyethane, at a temperature in the region of $0^\circ C$. Favoured bases of use in the reaction include alkali metal amides and hydrides, such as potassium bis(trimethylsilyl)amide or potassium hydride. Suitably, potassium bis(trimethylsilyl)amide is used.

Alternatively, compounds of formula (I) may be prepared from different compounds of formula (I) by interconversion processes. In particular, interconversion processes may be used to vary the group R^8 . For example, compounds of formula (I) wherein R^8 is other than H may be prepared from the corresponding compounds of formula (I) wherein R^8 is H by reaction with a reagent suitable to introduce the group R^8 , for example, a halide or acyl halide, or corresponding mesylate or tosylate, of formula R^8-L , where L represents halo, such as chloro, bromo or iodo, methylsulphonate or *p*-toluenesulphonate, or any other suitable leaving group, in the presence of a base. Suitable bases of use in the reaction include inorganic bases such as alkali metal

- 17 -

carbonates, for example, potassium carbonate. Conveniently the reaction is effected in a suitable organic solvent, for example, dimethylformamide.

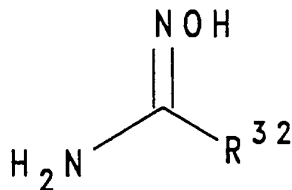
5 Compounds of formula (I) wherein R^8 is COR^9 may be prepared from compounds of formula (I) wherein R^8 is H by, for example, reaction with an appropriate acid anhydride.

10 Compounds of formula (I) wherein R^8 is C_{1-6} alkyl may be prepared from corresponding compounds of formula (I) wherein R^8 is COR^9 by reduction using, for example, borane or a borohydride such as sodium cyanoborohydride.

15 Compounds of formula (I) wherein R^8 is C_{1-6} alkyl substituted by $CONR^aR^b$ may be prepared from corresponding compounds of formula (I) wherein R^8 is C_{1-6} alkyl substituted by CO_2R^a by treatment with ammonia or an amine of formula NR^aR^b .

20 Compounds of formula (I) wherein R^8 is C_{1-6} alkyl substituted by 5-oxadiazolyl may be prepared from compounds of formula (I) wherein R^8 is C_{1-6} alkyl substituted by CO_2R^a , where R^a represents C_{1-6} alkyl, by reaction with a compound of formula (IV)

25



(IV)

- 18 -

wherein R^{32} represents H or a suitable substituent, in the presence of a base.

Suitable bases of use in the reaction include alkali metals, such as, for example, sodium, and alkali metal hydrides, such as, for example, sodium hydride.

The reaction is conveniently effected in a suitable organic solvent. Which solvents will be appropriate will depend on the nature of the base used. For example, where the base used is an alkali metal, suitable solvents will include alcohols, for example, ethanol, whereas where the base used is an alkali hydride, suitable solvents will include ethers, for example, tetrahydrofuran.

Preferably the reaction is conducted at elevated temperature, such as the reflux temperature of the chosen solvent.

Compounds of formula (I) wherein R^8 is C_{1-6} alkyl substituted by tetrazolyl may be prepared from compounds of formula (I) wherein R^8 is C_{1-6} alkyl substituted by cyano by treatment with an alkali metal azide, such as sodium azide.

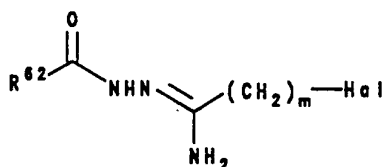
Compounds of formula (I) wherein R^8 is C_{1-6} alkyl substituted by thiazolyl may be prepared from compounds of formula (I) wherein R^8 is C_{1-6} alkyl substituted by $CSNH_2$ by reaction with a compound of formula $Hal-CH_2C(O)-R^{60}$, where Hal is halo, such as bromo, chloro or iodo, and R^{60} represents H or a suitable substituent.

Compounds of formula (I) wherein R^8 is C_{1-6} alkyl substituted by thioxotriazolyl may be prepared from compounds of formula (I) wherein R^8 is C_{1-6} alkyl substituted by $CONHNH_2$ by reaction with a compound of formula $R^{61}NCS$, wherein R^{61} represents H or a suitable substituent such as C_{1-6} alkyl, in the presence of a base.

- 19 -

Suitable bases of use in the reaction include organic bases such as, for example, 1,8-diazabicyclo[5.4.0]undec-7-ene (DBU). The reaction is conveniently effected in a suitable organic solvent, such as alcohol, e.g. butanol.

Compounds of formula (I) wherein R^8 is C_{1-6} alkyl substituted by unsubstituted or substituted triazolyl may be prepared from a compound of formula (I) wherein R^8 is H, by reaction with a compound of formula (V)



(v)

wherein Hal is as previously defined, m is 1, 2, 3, 4, 5 or 6 and R^{62} is H or a group suitable as a substituent of the triazole ring, or convertible to such a group under the reaction conditions, in the presence of a base.

Suitable bases of use in the reaction include alkali metal carbonates, such as, for example, potassium carbonate.

Suitably R^{62} represents H, OCH_3 (which is converted to an oxo substituent under the reaction conditions) or $CONH_2$.

The reaction is conveniently effected in an anhydrous organic solvent, such as, for example, anhydrous dimethylformamide, preferably at elevated temperature, such as about $60^\circ C$.

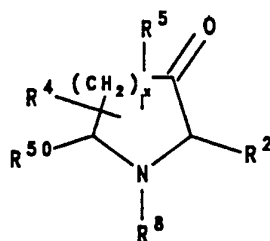
Compounds of formula (I) wherein R^8 represents C_{1-6} alkyl substituted by $CONR^a C_{1-6}alkylR^{12}$ or $CONR^a$ heteroaryl may be prepared from compounds of formula (I) wherein R^8 is C_{1-6} alkyl substituted by CO_2H by

- 20 -

reaction with an amine of formula $\text{HNR}^a\text{C}_{1-6}\text{alkylR}^{12}$ or $\text{HNR}^a\text{heteroaryl}$.

The intermediates of formula (II) above wherein R^{30} is SH may be prepared from the corresponding intermediates of formula (II) wherein R^{30} represents OH by treating the latter compound with Lawesson's reagent or phosphorus pentasulphide in a suitable solvent, e.g. pyridine, at ambient or elevated temperatures, suitably at reflux temperature.

Intermediates of formula (II) above wherein R^{30} is OH may be prepared from corresponding compounds of formula (VI):



(VI)

wherein R^2 , R^4 , R^5 and R^8 are as defined for formula (II) above, x is 1 or 2 and R^{50} is an optional carbonyl group, by reduction. Suitable reducing agents will be readily apparent to one skilled in the art and include, for example, metallic hydrides, such as lithium aluminium hydride or, preferably, sodium borohydride.

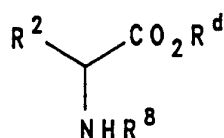
Intermediates of formula (II) wherein R^{30} is a leaving group may be prepared from compounds of formula (II) wherein R^{30} is OH, for example, by reaction with a thionyl halide, a mesyl halide or a tosyl halide.

Where they are not commercially available, the intermediates of formula (III) above may be prepared by the procedures described in the accompanying Examples or

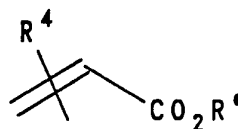
- 21 -

by alternative procedures which will be readily apparent to one skilled in the art.

Compounds of formula (VI) wherein x is 1, the carbonyl group R⁵⁰ is absent, and R⁵ represents CO₂(C₁₋₆alkyl), may be prepared by reaction of compounds of formula (VII) with compounds of formula (VIII):



(VII)

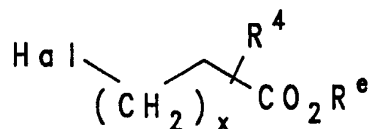


(VIII)

wherein R² is as above defined, R^d represents C₁₋₆alkyl and CO₂R^e is R⁵; in the presence of a base.

Suitable bases include alkali metal hydrides, such as sodium hydride, and alkali metal alkoxides, such as sodium butoxide. The reaction is conveniently effected in a suitable organic solvent, such as a hydrocarbon, for example, benzene or toluene, or an ether, for example tetrahydrofuran.

Compounds of formula (VI) wherein R⁵⁰ is absent and R⁵ represents CO₂(C₁₋₆alkyl) (VIB), may be prepared by reaction of a compound of formula (VII) with a compound of formula (VIII A)



(VIII A)

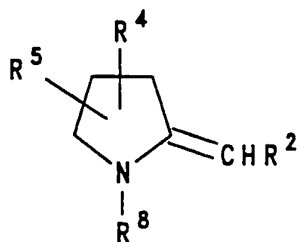
- 22 -

wherein x is 1 or 2 and Hal represents halo, such as chloro, bromo or iodo, and CO_2R^e is as above defined, in the presence of a base, as above described.

Further procedures for the preparation of compounds of formula (VI) using the Dieckmann reaction will be apparent to those skilled in the art and are described in the accompanying examples.

Compounds of formula (VI) wherein R^5 is other than $\text{CO}_2(\text{C}_{1-6}\text{alkyl})$ may be prepared from compounds of formula (VI) wherein R^5 represents $\text{CO}_2(\text{C}_{1-6}\text{alkyl})$ by decarboxylation using, for example, oxalic acid.

Alternatively, compounds of formula (VI) wherein x is 2 may be prepared from enamines of formula (IX):



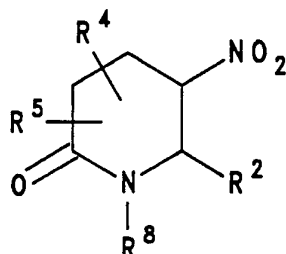
(IX)

according to the method of Cervinka et al, Collect. Czech. Chem. Commun., 1988, 53, 308-10.

Compounds of formula (VI) wherein x is 2 and the carbonyl group R^{50} is present may be prepared from intermediates of formula (X):

30

- 23 -



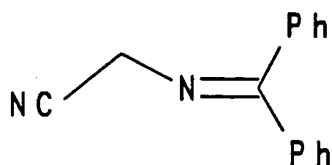
(X)

10 by ozonolysis, or by means of the Nef reaction. Suitable reagents and conditions are described in Organic Reactions, 38, 655.

15 Compounds of formula (VI) wherein one or both of R^4 and R^5 represents halo, C_{1-6} alkyl, $CONR^{10}R^{11}$ or CO_2R^{10} may be prepared from appropriately substituted analogues of the compounds of formulae (VII), (VIII) and (VIII A), or by appropriate interconversion procedures which will be readily apparent to those skilled in the art.

20 Intermediates of formula (VII) wherein R^d is C_{1-6} alkyl (VIIA) may be prepared from the corresponding compounds of formula (VII) wherein R^d is H (VIIB), by conventional methods.

25 Intermediates of formula (VIIB) may be prepared from the compound of formula (XI):



(XI)

by reaction with a compound R^2 -Hal, wherein R^2 is as above defined and Hal is halo, such as bromo, chloro or

- 24 -

iodo, in the presence of a base, followed by hydrolysis and suitable modification of the nitrogen substituent using conventional methods.

5 Suitable bases of use in the reaction include metal hydroxides, for example, sodium hydroxide. The reaction is conveniently effected in a mixture of water and a suitable organic solvent, such as a hydrocarbon, for example, toluene, in the presence of a phase transfer catalyst, such as benzyltrimethylammonium chloride.

10 Hydrolysis is conveniently effected by heating a solution of the product of reaction between the compound of formula (X) and R^2 -Hal in concentrated hydrochloric acid, at reflux.

15 The compound of formula (XI) is commercially available.

Intermediates of formula (X) are prepared as described in European Patent Application No. 0 436 334.

20 Compounds of formula R^2 -Hal may be prepared according to the procedure described by E. J. Corey, Tetrahedron Lett., 1972, 4339.

25 Where the above-described process for the preparation of the compounds according to the invention gives rise to mixtures of stereoisomers these isomers may, if desired, be separated, suitably by conventional techniques such as preparative chromatography.

30 The novel compounds may be prepared in racemic form, or individual enantiomers may be prepared either by enantiospecific synthesis or by resolution. For example, intermediate alcohols of formula (II), wherein R^{30} is OH, may be resolved into their component enantiomers by standard techniques, such as the formation of diastereomeric esters or amides, followed by chromatographic separation or separation by fractional crystallization and removal of the chiral auxiliary. The

- 25 -

diastereomeric alcohols can then be used to prepare optically pure compounds of formula (I).

During any of the above synthetic sequences it may be necessary and/or desirable to protect sensitive or reactive groups on any of the molecules concerned. This may be achieved by means of conventional protecting groups, such as those described in Protective Groups in Organic Chemistry, ed. J.F.W. McOmie, Plenum Press, 1973; and T.W. Greene and P.G.M. Wuts, Protective Groups in Organic Synthesis, John Wiley & Sons, 1991. The protecting groups may be removed at a convenient subsequent stage using methods known from the art.

The exemplified compounds of this invention were tested by the methods set out at pages 36 to 39 of International patent specification No. WO 93/01165. The compounds were found to be active with $IC_{50}nM$ at the NK1 receptor of less than 150nM.

The compounds of this invention may be formulated as specifically illustrated at pages 35 to 36 of International patent specification No. WO 93/01165.

The following Examples illustrate the preparation of compounds according to the invention.

EXAMPLE 1

(2S,3S) 3-(1-(3,5-Bis(trifluoromethyl)phenyl)ethoxy)-2-phenylpiperidine hydrochloride salt

a) trans-3-Nitro-6-oxo-2-phenylpiperidine

5 Methyl 4-nitrobutyrate (1) (240g, 1.63mol), benzaldehyde (189g, 1.78mol), ammonium acetate (164g, 2.12mol) and ethanol (1680ml) were placed in a 3-litre 3-necked flask equipped with a mechanical stirrer, under an atmosphere of nitrogen. The mixture was heated under reflux for four hours to yield an
10 orange solution which crystallised on cooling. The crystalline product was isolated by filtration, washed with ethanol, ether and then dried under vacuum to afford trans-3-nitro-6-oxo-2-phenylpiperidine 304g (85%): m.p. 174-175°C; ¹H NMR (360MHz, CDCl₃) δ 2.28-2.38 (1H, m, CHH), 2.51-2.71 (3H, m, CH₂+CHH), 4.69-4.74 (1H, m, CHNO₂), 5.25 (1H, d, J = 6.0Hz, PhCHN), 6.0 (1H, brs, NH), 7.31-7.35 (2H, m, ArH), 7.38-7.45 (3H, m, ArH); ¹³C NMR (CDCl₃/DMSO), 22.92 (CH₂), 27.62 (CH₂), 58.58 (PhCHN), 85.01 (CNO₂), 126.47 (Ar), 129.02 (Ar), 129.17 (Ar), 137.85 (Ar), 169.55 (C=O); Calculated for
20 C₁₁H₁₂N₂O₃: C, 59.99; H, 5.49; N, 12.72. Found: C, 60.07; H, 5.60; N, 12.76%.

b) 2,5-Dioxo-6-phenylpiperidineMethod 1

25 trans-3-Nitro-6-oxo-2-phenylpiperidine (80g, 0.364mol) was suspended in methanol:dichloromethane (Example 1a, 1:1, 500ml) under nitrogen. The suspension was cooled to 0°C and potassium t-butoxide (44.8g, 0.4mol) was added in portions over 30 mins. The cooling bath was then removed and the solution stirred for a further 15 mins to afford a clear yellow solution.
30 The solution was then cooled to -78°C and ozone bubbled

through the reaction mixture for 4.5 hrs, the flow of ozone was then stopped and the mixture purged with a stream of nitrogen. Anhydrous dimethyl sulphide (53ml, 0.73mol) was then added dropwise and the reaction mixture allowed to warm to room
5 temperature. The solvent was then removed at reduced pressure and the residual orange solid dissolved in dichloromethane (800ml), washed with water (2 x 200 ml), dried (MgSO₄), the solvent was then removed at reduced pressure. The residue was suspended in ether, filtered, and the pale yellow crystalline solid
10 washed with ether (3 x 100ml) and dried under vacuum to afford 2,5-dioxo-6-phenylpiperidine (54g, 78%) : m.p. 160-164°C; ¹H NMR (360MHz, DMSO-d₆) δ 2.55-2.58 (2H, m, CH₂), 2.63-2.70 (2H, m, CH₂), 2.5-2.9 (4H, m, CH₂CH₂), 4.96 (1H, d, J=2.4Hz, PhCH), 7.4-7.7 (5H, m, Ar), 8.2 (1H, brs, NH); m/z (CI⁺) 207 (M+NH₄⁺), 190 (M+H); Calculated for C₁₁H₁₁NO₂ C, 69.83; H, 5.86; N, 7.40 %. Found C, 70.04; H, 5.77; N, 7.60%.

Method 2

To a 5L flask containing ammonium acetate (450g) which had been thoroughly purged with nitrogen was added a freshly
20 prepared solution of titanium trichloride (300g, 1.95mol) in deoxygenated water (2.1 L) with ice-bath cooling. To the resulting green solution was added a solution of trans-3-nitro-6-oxo-2-phenylpiperidine (Example 1a, 90g, 0.409mol) and sodium methoxide (27g, 0.5mol) in methanol (750ml). The solution was
25 stirred for 1hr at 0°C and for a further 1hr at room temperature. Concentrated hydrochloric acid (240ml) was added dropwise, and the resulting mixture extracted with ethyl acetate (1000ml, 3x500ml). The combined organic extracts were washed with saturated brine (1000ml), dried (MgSO₄), and evaporated under
30 reduced pressure. The residue was suspended in ether and filtered and the pale yellow crystalline solid was washed with

ether (3 x 100ml) and dried in vacuo to afford 2,5-dioxo-6-phenylpiperidine (58g, 75%) : m.p. 160-164°C.

c) (±)-cis-3-Hydroxy-2-phenylpiperidine 4-toluenesulphonate salt

5 Sodium borohydride (3.8g, 0.1mol) was added portionwise to a cooled (-10°C) stirred suspension of 2,5-dioxo-6-phenylpiperidine (38g, 0.2mol) in methanol (600ml), and stirring was continued for a further 30 mins. The solvent was removed under reduced pressure, the residue was then azeotroped with
10 toluene (2 x 150ml). To the residue was added BH₃.THF (317ml of a 1M soln in THF, 0.317mol) and the colourless solution heated at reflux for 16hr, then cooled to 0°C. Excess borane was quenched by the cautious addition of methanol (50ml), and the solvent was then removed under reduced pressure. The residue
15 was dissolved in ethanol (300ml), anhydrous K₂CO₃ (21g, 0.15mol) was added and the mixture heated at reflux for 7hr. After cooling to room temperature the solvent was removed at reduced pressure and the residue dissolved in water (200ml) and extracted with dichloromethane (4 x 250ml). The combined
20 organic extracts were then washed with brine (150ml), dried (MgSO₄) and concentrated under reduced pressure to afford the crude hydroxy amine (21g) as a crystalline white solid, consisting of a 11:1 mixture of cis/trans isomers.

This crude material was dissolved in methanol (290ml) and
25 4-toluenesulphonic acid (38g, 0.3mol) added. The precipitated solid was recrystallised from methanol to yield (+)-cis-3-hydroxy-2-phenylpiperidine 4-toluenesulphonate salt (56.7g, 81%) as a white crystalline solid : m.p. 266-271°C; ¹H NMR (360MHz, DMSO-d₆) δ 1.66 (1H, m,), 1.64 (2H, m,), 2.02 (1H, m,) 2.29
30 (3H, s, Me), 3.06 (1H, dt, J=3.01, 12.9Hz, NCHH), 3.26 (1H, dd, J=12.9Hz, NCHH), 3.96 (1H, bs, CHOH), 4.35 (1H, s, OH), 5.40

(1H, d, J=3.9, NCHPh), 7.10 (2H, d, J=7.9Hz, Tosylate ArH), 7.34-7.42 (5H, m, Ph), 7.46 (2H, d, J=7.9Hz, Tosylate ArH); Calculated for C₁₈H₂₃NO₄S C, 61.87; H, 6.63; N, 4.01. Found C, 61.65; H, 6.63; N, 4.02.

5 d) (2S,3S)-3-Hydroxy-2-phenylpiperidinium(-)-dibenzoyl tartrate salt

10 (±)-cis-3-Hydroxy-2-phenylpiperidine 4-toluenesulphonate salt (Example 1c, 218.5g, 0.626mol) was dissolved in a mixture of dichloromethane (2500ml), methanol (250ml) and 10% aqueous sodium carbonate solution (1400ml). The organic phase was separated and washed with 10% aqueous sodium carbonate solution (500ml) followed by brine (saturated, 500ml) after drying (K₂CO₃), the solvent was removed at reduced pressure to afford the free base (106g).

15 The free base (106.4g, 0.60mol) was dissolved in methanol (250ml) and a solution of (-) dibenzoyl tartaric acid (59.2g, 0.165mol) in methanol (250ml) added. The solution was cooled to 0°C and the precipitate isolated by filtration to yield (2S, 3S)-3-hydroxy-2-phenylpiperidinium (-)-dibenzoyltartrate salt (59.31g) (ee>98%, HPLC*). The mother liquors were dissolved in 10% aqueous sodium carbonate solution (1000ml) and extracted with dichloromethane (1000ml), dried (K₂CO₃) and evaporated to afford the free residual free base (77g). This was dissolved in methanol (200ml) and a solution of (+) dibenzoyl tartaric acid (59.2g, 0.165mol) in methanol (150ml) added. Cooling and filtration afforded (2R, 3R)-3-hydroxy-2-phenylpiperidinium (+)-dibenzoyltartrate salt (82.6g) (ee 97.3%, HPLC*). The mother liquors were again recycled to give a second crop of (2S, 3S)-3-hydroxy-2-phenylpiperidinium (-)-dibenzoyltartrate salt 34.3g (ee 97.6%, HPLC*). The combined crops of (2S, 3S)-3-hydroxy-2-phenylpiperidinium (-)-dibenzoyltartrate salt were recrystallised

25

30

from aqueous ethanol (500ml) to yield (2S, 3S)-3-hydroxy-2-phenylpiperidinium (-)-dibenzoyltartrate salt (84.5g, 75.7% of available enantiomer) (ee>99.5%, HPLC*) : m.p. 221-222°C: Calculated for C₂₀H₂₂NO₅ C, 67.40; H, 6.22; N, 3.93%. Found C, 67.34; H, 6.23; N, 4.00%.

HPLC* Chiral HPLC determination : ULTRON[®] ES-OVM Column (150mm x 4.6mm id, 5µm) 0.5% Ethanol in 10 mM K₂HPO₄ (pH 7.5) at 1.5 ml/min, OD 210 nM.

e) (2S,3S)-1-t-Butyloxycarbonyl-3-hydroxy-2-phenyl piperidine

(2S,3S)-3-Hydroxy-2-phenylpiperidinium (-)-dibenzoyl tartrate salt (71.6g, 0.20mol) was dissolved in dichloromethane (1000ml) at 35°C, and a solution of sodium carbonate (41g, 0.39mol) in water (200ml) was added and the mixture was heated (steam bath) until all the solid had dissolved (a small amount of methanol was added to aid dissolution). The organic phase was separated and the aqueous phase extracted with dichloromethane (2 x 300ml). The combined organic phases were washed with aqueous sodium carbonate (2 x 100ml, saturated), dried (K₂CO₃) and concentrated at reduced pressure to afford (2S, 3S)-3-hydroxy-2-phenylpiperidine (35g, 100%) as a white crystalline solid, m.p. 93-95°C; [α]_D = +98.5 (c=1, methanol).

This aminoalcohol (34g, 0.19mol) was dissolved in anhydrous dichloromethane (500ml) under a nitrogen atmosphere, and di-*t*-butyl dicarbonate (44g, 0.20mol) was added portionwise with stirring. The reaction mixture was then stirred at room temperature for 18hr, before the solvent was then removed at reduced pressure and the residue crystallised from hexane to afford (2S,3S)-1-t-butyloxycarbonyl-3-hydroxy-2-phenylpiperidine (50g, 100%) mp = 66-67°C: ¹H NMR (360MHz, CDCl₃) 1,46 (9H, s, *t*-Bu), 1.66-1.88 (4H, m, 2xCH₂), 3.1 (1H, ddd,

J=2.8, 12.6, 12.6Hz, CHHN), 3.92-4.12 (2H, m, CHOH, CHHN), 5.43 (H, d, J=5.6Hz, NCHPh), 7.34-7.47 (3H, m, Ar), 7.40-7.55 (2H, m, Ar).

f) 1-(3,5-bis(trifluoromethyl)phenyl)-1-hydroxyethane

5

Method A

To a cooled (-20°C) solution of 3,5-bis(trifluoromethyl)benzaldehyde (11.0g) in anhydrous diethyl ether (30ml) was added a solution of methylmagnesium bromide (20ml, 3M in diethyl ether). After stirring the solution at -20°C for 15 minutes and at ambient temperature for 30 minutes, water was added dropwise. Ethyl acetate and saturated NH₄Cl were added and the organic phase washed with saturated brine and dried (MgSO₄). Removal of the solvent in vacuo and recrystallisation from hot hexane gave 1-(3,5-bis(trifluoromethyl)phenyl)-1-hydroxyethane, 9.0g.

15

Method B

To a solution of 3,5-bis(trifluoromethyl)acetophenone (18.4g) in methanol (40ml) was slowly added sodium borohydride (2.72g) with cooling in a water bath at 20°C. After 30 minutes ethyl acetate (200ml) and saturated NH₄Cl (50ml) were added and the organic phase washed with water (twice 50ml), saturated brine and dried (MgSO₄). Evaporation and recrystallisation from hot hexane gave 1-(3,5-bis(trifluoromethyl)phenyl)-1-hydroxyethane 17.4g ¹H NMR (250MHz, CDCl₃) δ 7.84 (2H; s; 2,6-arylH), 7.79 (1H; s; 4-arylH), 5.03 (2H; q, J = 6.5Hz; CH₃CH), 1.54 (3H; d, J = 6.5Hz; CH₃).

20

25

g) 1-(3,5-bis(trifluoromethyl)phenyl)-1-bromoethane

To 1-(3,5-bis(trifluoromethyl)phenyl)-1-hydroxyethane (10g) was added phosphorous tribromide (3.7ml) to give a clear solution. After 30 minutes the solution was added to water (300ml) and the solution stirred for a further 30 minutes.

30

Petroleum ether bp = 60-80°C was added and the organic solution washed with water (x3), saturated, NaHCO₃, saturated brine and dried (MgSO₄). The solution was evaporated in vacuo and the residue distilled bp_{1.4mm} = 69°C to give 1-(3,5-
5 bis(trifluoromethyl)phenyl)-1-bromoethane. ¹H NMR (250MHz; CDCl₃) δ 7.88 (2H; s; 2,6-arylH), 7.80 (1H; s; 4-arylH), 5.23 (2H; q, J = 6.9Hz; CH₂CH), 2.09 (3H; d, J = 6.9Hz; CH₃).

h) (2S,3S) 3-(1-(3,5-bis(trifluoromethyl)phenyl)ethoxy)-N-t-butoxycarbonyl-2-phenylpiperidine

10 A solution of (2S,3S) 1-t-butoxycarbonyl-3-hydroxy-2-phenylpiperidine (Example 1e, 0.51g) and sodium hydride (80% suspension in oil (0.084g) in tetrahydrofuran (5ml) and N,N-dimethylformamide (1ml) was sonicated in a water bath under
15 an atmosphere of nitrogen for 30 minutes followed by addition of 1-(3,5-bis(trifluoromethyl))-1-bromoethane (Example 1g, 1.19g). After stirring the solution for 2h a further addition of sodium hydride (0.084g) and 1-(3,5-bis(trifluoromethyl)-1-bromoethane was made. After an additional 1h, water was carefully added followed by ethyl acetate and the organic phase washed with
20 water (x3), saturated brine and dried (MgSO₄). After removal of the solvent in vacuo the residual oil was chromatographed on silica gel eluting successively with 0, 5%, 10% ethyl acetate in hexane to give (2S,3S) 3-(1-(3,5-bis(trifluoromethyl)phenyl)ethoxy)-N-t-butoxycarbonyl-2-phenylpiperidine as two
25 separate diastereomers.

i) (2S,3S) 3-(1-(3,5-bis(trifluoromethyl)phenyl)ethoxy)-2-phenylpiperidine hydrochloride salt

The individual diastereomers of the N-t-butoxycarbonyl derivative (Example 1h, 222.5mg) were treated with 2M HCl in
30 methanol (5ml) for 2.5h. The solution was evaporated to dryness

and on addition of diethyl ether the resultant solid was removed by filtration.

Diastereomer A mp = 256-263°C, ¹H NMR (DMSO-d₆, 360MHz) δ 8.04 (2H; s; 2,6-arylH), 8.00 (1H; s; 4-arylH), 7.55-7.40 (5H; m; aryl), 4.5 (2H; m), 3.96 (1H; s), 3.06 (1H; bt), 1.7 (3H; m), 1.60 (1H; bd), 0.89 (3H; d, J = 6.4Hz, CH₃).

Diastereomer B (after chromatography in chloroform : acetic acid : methanol 85:5:10, evaporation and hydrochloride salt formation) mp = 302-312°C; m/z CI⁺ = 418(M+H), CI⁻ = 416(M-H). ¹H NMR (DMSO-d₆, 360MHz) δ 7.86 (1H; s; 4-arylH), 7.49 (2H; s; 2,6-arylH), 7.36-7.30 (5H; m; aryl), 4.76 (1H; q; J = 6.28Hz; CH₃CH), 4.42 (1H; s), 3.60 (1H; s), 3.06 (1H; t), 2.28 (1H; d), 2.01 (1H; m), 1.72 (2H; m), 1.38 (3H; d, J = 6.4Hz; CH₃).

15

EXAMPLE 2

5-[(2S,3S,R)3-[1-(3,5-Bis(trifluoromethyl)phenyl)ethoxy]-2-phenylpiperidin-1-ylmethyl]-2,4-dihydro-[1,2,4]triazol-3-one

a) To a cooled (0°C) solution of chloroacetonitrile (54.1g) in methanol (100ml) was added dropwise a solution of 1M-sodium methoxide (20ml). After stirring the solution at 0°C for 30 mins glacial acetic acid (1.2ml) was added followed by a solution of methyl carbazate (64.5g, freshly distilled *in vacuo*) in warmed dimethyl formamide (35ml) and methanol (300ml). After stirring the solution at 0°C for 30 minutes the crystalline solid which had formed was removed by filtration and washed with ethyl acetate to give N-carbomethoxy-2-chloroacetamidrazone, mp = 138-140°C.

b) To a solution of diastereomer B (Example 1i, 2.0g) in dimethylformamide (10ml) was added K₂CO₃ (3.04g) and N-carbomethoxy-2-chloroacetamidrazone (Example 2a, 0.876g).

30

The solution heated at 80°C for 1h then partitioned between ethyl acetate and water. The organic phase was washed with water and saturated brine and dried (MgSO₄). Upon removal of the solvent *in vacuo* the residual foam was dissolved in xylene (40ml) and the solution heated to 140°C for 6h. The solution was evaporated and the residue purified by column chromatography on silica gel eluting with 0% and 4% methanol in dichloromethane to give the title compound. mp = 214-215°C m/z (CI⁺) = 515 (M+H).

EXAMPLE 3

5-[1-(2S,3S,R)-3-[1-(3,5-Bis(trifluoromethyl)phenyl)ethoxy]-2-phenylpiperidin-1-ylmethyl]-[1,2,4]triazole

a) To a cooled (0°C) solution of chloroacetonitrile (10g) in methanol (8ml) was added 1M-sodium methoxide (3.4ml). After 30 minutes at 0°C glacial acetic acid (0.22ml) was added followed by dropwise addition fo a solution of formic acid hydrazide (7.9g) in warmed methanol (30ml). After the solution had been stirred at 0°C for 15 minutes ethyl acetate (30ml) were added. After 30 minutes at 0°C the crystalline solid which had formed was removed by filtration and washed with ethyl acetate and diethyl ether to give N-formyl-2-chloroacetamidohydrazone mp = 119-120°C.

b) To a solution of diastereomer B (Example 1i, 0.4g) in dimethylformamide (2ml) was added K₂CO₃ (0.68g) and N-formyl-2-chloroacetamidohydrazone (Example 2a). The solution was stirred at room temperature for 2h then at 100°C for 2h. The solution was cooled and the residue purified by chromatography on silica gel (eluting with 4%

methanol/dichloromethane) to give the title compound mp = 182-183°C.

EXAMPLE 4

5

5-[1-[1-(2S,3S,R)-3-[1-(3,5-bis(trifluoromethyl)phenyl)ethoxy]-2-phenylpiperidin-1-yl]ethyl]-2,4-dihydro-[1,2,4]triazol-3-one

a) To a cooled (0°C) solution of α -chloropropionitrile (5.9g) was added 0.3M-sodium methoxide (6ml). After stirring the solution for 0.75h glacial acetic acid (0.11ml) was added followed by a solution of methyl carbazate (5.2g, freshly distilled *in vacuo*) in warmed dimethyl formamide (8ml). After stirring the solution at 0°C for 0.5h the solution was evaporated to a small volume and diethyl ether (50ml) added. The crystalline solid was removed by filtration and washed with diethyl ether to give N-carbomethoxy-2-chloropropionamidrazone.

15

b) To a solution of diastereomer B (Example 1i, 0.096g) in dimethylformamide (2ml) was added K_2CO_3 (0.146g) and N-carbomethoxy-2-chloropropionamidrazone (0.046g, Example 4a). The solution was stirred at 100°C for 2h and 140°C for 2h. The cooled solution was chromatographed on silica gel (eluting with 4% methanol/dichloromethane). The product was crystallized from diethyl ether to give the title compound mp = 257-258°C.

20

25

EXAMPLE 5

(2S,3S)-3-(1-(3,5-Dichlorophenyl)ethoxy)-2-phenylpiperidine hydrochloride.

30

The title compound was prepared by a method analogous to that described in Example 1. mp > 250°C.

EXAMPLE 6

5-[*(2S,3S,R)*-3-[1-(3,5-Dichlorophenyl)ethoxy]-2-phenylpiperidin-1-ylmethyl]-2,4-dihydro[1,2,4]-triazol-3-one.

5 The title compound was prepared from the product of Example 5 by a procedure analogous to that described in Example 2. m/z (CI⁺) = 447, 449. Mp 191-192°C.

EXAMPLE 7

10

(*2S,3S*)-3-(1-(Phenyl)ethoxy)-2-phenylpiperidine hydrochloride

The title compound was prepared by an analogous procedure to that described in Example 1, mp = 259-268°C.

15

EXAMPLE 8

5-[*(2S,3S,R)*-3-[1-(Phenyl)ethoxy]-2-phenylpiperidin-1-ylmethyl]-2,4-dihydro-[1,2,4]-triazol-3-one

20 The title compound was prepared from the product of Example 7 by a procedure analogous to that described in Example 2. Mp = 211-213°C.

EXAMPLE 9

25

(*2S,3S*)-3-(1-(3-Chlorophenyl)ethoxy)-2-phenylpiperidine hydrochloride

The title compound was prepared by a method analogous to that described in Example 1. Mp = 273-276°C.

EXAMPLE 10

5-[*(2S,3S,R)*-3-[1-(3-Chlorophenyl)ethyloxy]-2-phenylpiperidin-1-ylmethyl]-2,4-dihydro-[1,2,4]triazol-3-one

5 The title compound was prepared from the product of Example 9 by a procedure analogous to that described in Example 2. Mp = 164-165°C.

EXAMPLE 11

10 (*2S,3S*)-3-(1-(3-isopropoxyphenyl)ethyloxy)-2-phenylpiperidine hydrochloride

The title compound was prepared by a method analogous to that described in Example 1. Mp = 253-256°C.

15

EXAMPLE 12

5-[*(2S,3S,R)*-3-[1-(3-Isopropoxyphenyl)ethyloxy]-2-phenylpiperidin-1-ylmethyl]-2,4-dihydro-[1,2,4]triazol-3-one

20 The title compound was prepared from the product of Example 11 by a procedure analogous to that described in Example 2. Mp = 104-106°C.

EXAMPLE 13

25 (*2S,3S*)-3-(1-(3,5-Bis(trifluoromethyl)phenyl)ethyloxy)-2-(4-fluorophenyl)piperidine hydrochloride

The title compound was prepared by a procedure analogous to that described in Example 1 using 4-fluorobenzaldehyde to give diastereomer B: mp = 265-266°C.

EXAMPLE 14

5 5-[*(2S,3S,R)*-3-[1-(3,5-Bis(trifluoromethyl)phenyl)ethoxy]-2-(4-fluorophenyl)piperidin-1-ylmethyl]-2,4-dihydro-[1,2,4]triazol-3-one

The title compound was prepared from the product of Example 13 by a procedure analogous to Example 2. Mp = 222-223°C.

EXAMPLE 15

10 5-[*(2S,3S,R)*-3-[1-(3,5-Bis(trifluoromethyl)phenyl)ethoxy]-2-(4-fluorophenyl)piperidin-1-ylmethyl]-[1,2,4]triazole

The title compound was prepared from the product of Example 13 by a procedure analogous to Example 3. mp = 175-177°C.

EXAMPLE 16

20 5-[*(2S,3S,R)*-3-[1-(3-Chloro-5-*t*-butyl)phenyl)ethoxy]-2-(4-fluorophenyl)piperidin-1-ylmethyl]-2,4-dihydro-[1,2,4]triazol-3-one

The title compound was prepared from (*2S,3S*)-1-*t*-butyloxycarbonyl-3-hydroxy-2-(4-fluorophenyl)piperidine (prepared as intermediate in Example 13) using procedures analogous to those described in Examples 1h, 1i, 2. Mp = 213°C.

EXAMPLE 17

(2S,3S,R)-3-(1-(3-Trifluoromethylphenyl)ethoxy)-2-phenylpiperidine hydrochloride

5 The title compound was prepared by a method analogous to that described in Example 1, m/z (CI⁺) = 350 (M+H).

EXAMPLE 18

10 5-[(2S,3S,R)-3-[1-(3-Trifluoromethylphenyl)ethoxy]-2-phenylpiperidin-1-ylmethyl]-2,4-dihydro-[1,2,4]triazol-3-one

 The title compound was prepared from the product of Example 17 by a procedure analogous to that described in Example 2. Mp = 143-145°C.

15

EXAMPLE 19

(2S,3S)-3-(1-(3-Bromophenyl)ethoxy)-2-phenylpiperidine hydrochloride

20 The title compound was prepared by a method analogous to that described in Example 1. Mp = 267-268°C

EXAMPLE 20

25 5-[(2S,3S,R)-3-[1-(3-Bromophenyl)ethoxy]-2-phenylpiperidin-1-ylmethyl]-2,4-dihydro-[1,2,4]triazol-3-one

 The title compound was prepared from the product of Example 19 by a procedure analogous to that described in Example 2. Mp = 165°C.

EXAMPLE 21

(2S,3S,R)-3-[1-(2-Chloro-5-trifluoromethylphenyl)ethoxy]-
2-(4-fluorophenyl)piperidine hydrochloride

5 The title compound was prepared from (2S,3S)-1-t-butylloxycarbonyl-3-hydroxy-2-(4-fluorophenyl)piperidine (prepared as intermediate in Example 13) using procedures analogous to those described in Examples 1h, 1i. Mp = 272-273°C.

10

EXAMPLE 22

5-[2S,3S,R)-3-[1-(2-Chloro-5-trifluoromethylphenyl)ethoxy]-
2-(4-fluorophenyl)piperidin-1-ylmethyl]-2,4-dihydro-
[1,2,4]triazol-3-one

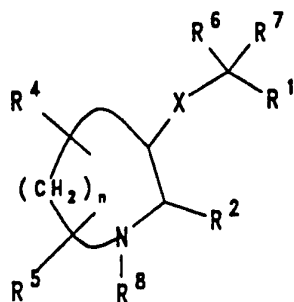
15

The title compound was prepared from the product of Example 21 by a procedure analogous to that described in Example 2. Mp = 208-209°C.

- 41 -

Claims:

1. A compound of formula (I), or a salt or prodrug thereof:



(I)

wherein

n is 1, 2 or 3 and where any carbon atom of
 15 (CH₂)_n may be substituted by R⁴ and/or R⁵;

X represents O or S;

R¹ represents (CH₂)_qphenyl, wherein q is 0, 1,
 2 or 3, which may be optionally substituted in the phenyl
 20 ring by 1, 2 or 3 groups selected from C₁₋₆alkyl, C₂₋₆
 alkenyl, C₂₋₆alkynyl, halo, cyano, nitro,
 trifluoromethyl, trimethylsilyl, -OR^a, SR^a, SOR^a, SO₂R^a,
 -NR^aR^b, -NR^aCOR^b, -NR^aCO₂R^b, -CO₂R^a and -CONR^aR^b;

R² represents aryl selected from phenyl and
 naphthyl; heteroaryl selected from indazolyl, thienyl,
 25 furyl, pyridyl, thiazolyl, tetrazolyl and quinolyl;
 benzhydryl; or benzyl; wherein each aryl or heteroaryl
 moiety may be substituted by C₁₋₆alkyl, C₁₋₆alkoxy, halo
 or trifluoromethyl;

R⁴ and R⁵ each independently represent H, halo,
 30 C₁₋₆alkyl, oxo, CO₂R^a or CONR^aR^b;

R⁶ represents H or C₁₋₆alkyl;

R⁷ represents C₁₋₆alkyl or phenyl optionally
 substituted by 1, 2 or 3 groups selected from C₁₋₆alkyl,
 C₂₋₆alkenyl, C₂₋₆alkynyl, halo, cyano, nitro,

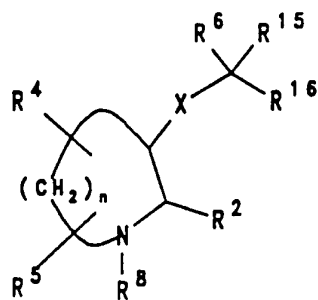
- 42 -

trifluoromethyl, trimethylsilyl, $-OR^a$, SR^a , SOR^a , SO_2R^a , $-NR^aR^b$, $-NR^aCOR^b$, $-NR^aCO_2R^b$, $-CO_2R^a$ and $-CONR^aR^b$;

R^8 represents H, COR^a , CO_2R^a , $COCONR^aR^b$, $COCO_2R^a$, C_{1-6} alkyl optionally substituted by a group selected from (CO_2R^a , $CONR^aR^b$, hydroxy, cyano, COR^a , NR^aR^b , $C(NO)NR^aR^b$, $CONHphenyl(C_{1-4}alkyl)$, $COCO_2R^a$, $CONHNR^aR^b$, $C(S)NR^aR^b$, $CONR^aC_{1-6}alkylR^{12}$, $CONR^{13}C_{2-6}alkynyl$, $CONR^{13}C_{2-6}alkenyl$, $COCONR^aR^b$, $CONR^aC(NR^b)NR^aR^b$, $CONR^aheteroaryl$, and phenyl optionally substituted by one or more substituents selected from $C_{1-6}alkyl$, $C_{1-6}alkoxy$, halo and trifluoromethyl) or $C_{1-6}alkyl$, optionally substituted by oxo, substituted by an optionally substituted aromatic heterocycle;

R^a and R^b each independently represent H, $C_{1-6}alkyl$, trifluoromethyl or phenyl optionally substituted by $C_{1-6}alkyl$, halo or trifluoromethyl; R^{12} represents OR^a , $CONR^aR^b$ or heteroaryl; and R^{13} represents H or $C_{1-6}alkyl$.

2. A compound as claimed in Claim 1 of formula (Ia), or a salt or prodrug thereof:



(Ia)

wherein R^2 , R^4 , R^5 , R^6 , R^8 , X and n are as defined for formula (I) above;

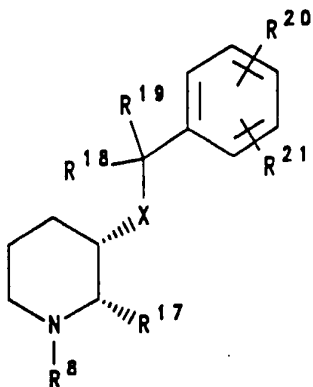
R^{15} represents $C_{1-6}alkyl$; and

R^{16} represents phenyl optionally substituted by 1, 2 or 3 groups selected from $C_{1-6}alkyl$, $C_{2-6}alkenyl$,

- 43 -

C₂₋₆alkynyl, halo, cyano, nitro, trifluoromethyl, trimethylsilyl, -OR^a, SR^a, SOR^a, SO₂R^a, -NR^aR^b, -NR^aCOR^b, -NR^aCO₂R^b, -CO₂R^a and -CONR^aR^b.

- 5 3. A compound as claimed in Claim 1 or Claim 2 of formula (Ib) or a salt or prodrug thereof:



(Ib)

wherein

- X represents O or S;
 20 R⁸ is as defined for formula (I);
 R¹⁷ represents phenyl or benzhydryl wherein any of the phenyl rings of the phenyl or benzhydryl moieties may optionally be substituted by halo or trifluoromethyl, preferably unsubstituted phenyl;
 25 R¹⁸ is methyl;
 R¹⁹ is H or methyl; and
 R²⁰ and R²¹ independently represent H
 C₁₋₆alkyl, C₂₋₆alkenyl, C₂₋₆alkynyl, chloro, bromo, fluoro, iodo, cyano, nitro, trifluoromethyl,
 30 OR^a, SR^a, SOR^a, SO₂R^a, NR^aR^b, NR^aCOR^b, NR^aCO₂R^b, CO₂R^a or CONR^aR^b, where R^a and R^b are as previously defined.

- 35 4. A compound as claimed in either Claim 1 or Claim 2 wherein n is 3.

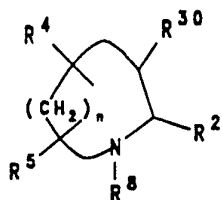
- 44 -

5. A compound as claimed in any preceding claim wherein X is O.
- 5 6. A compound as claimed in any preceding claim wherein q is 0 and R¹ represents phenyl substituted by one or more groups selected from methyl, trifluoromethyl, chloro and t-butyl.
- 10 7. A compound as claimed in any preceding claim wherein R² represents unsubstituted benzhydryl, phenyl substituted by halo or unsubstituted phenyl.
- 15 8. A compound as claimed in any preceding claim wherein R⁶ represents H or methyl.
9. A compound as claimed in any preceding claim wherein R⁷ is methyl or ethyl.
- 20 10. A compound as claimed in any preceding claim wherein R⁸ represents CH₂-Het, CH(CH₃)-Het, C(CH₃)₂-Het or C(O)-Het where Het is substituted or unsubstituted oxazolyl, oxadiazolyl, tetrazolyl, thiazolyl, thiadiazolyl, furanyl, thienyl, triazolyl, pyrazinyl, pyridyl, pyridazinyl, imidazolyl or benzimidazolyl.
- 25 11. A compound selected from (2S,3S)3-(1-(3,5-bis(trifluoromethyl)phenyl)ethoxy)-2-phenylpiperdine; or a salt or prodrug thereof.
- 30 12. A compound as claimed in any preceding claim for use in therapy.
- 35

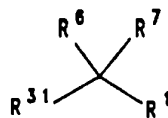
- 45 -

13. A pharmaceutical composition comprising a compound as claimed in any one of Claims 1 to 11 in association with a pharmaceutically acceptable carrier.

5 14. A process for the preparation of a compound as claimed in Claim 1 which process comprises reacting a compound of formula (II) with a compound of formula (III)



(II)



(III)

and, if necessary or desired, converting the compound of formula (I) so prepared into another compound of formula (I), or a salt or prodrug thereof.

20

15. A method for the treatment or prevention of physiological disorders associated with an excess of tachykinins, which method comprises administration to a patient in need thereof of a tachykinin reducing amount
25 of a compound according to Claim 1, or a salt or prodrug thereof, or a composition comprising a compound according to Claim 1, or a salt or prodrug thereof.

30 16. A method according to Claim 15 for the treatment or prevention of pain or inflammation.

17. A method according to Claim 15 for the treatment or prevention of migraine.

- 46 -

18. A method according to Claim 15 for the treatment or prevention of emesis.

5 19. The use of a compound as claimed in Claim 1 for the manufacture of a medicament for the treatment of a physiological disorder associated with an excess of tachykinins.

10 20. The use of a compound as claimed in Claim 1 for the manufacture of a medicament for the treatment of pain or inflammation.

15 21. The use of a compound as claimed in Claim 1 for the manufacture of a medicament for the treatment of migraine.

22. The use of a compound as claimed in Claim 1 for the manufacture of a medicament for the treatment of emesis.

INTERNATIONAL SEARCH REPORT

International Application No

PCT/EP 94/00412

A. CLASSIFICATION OF SUBJECT MATTER

IPC 5 C07D211/42 C07D207/12 C07D205/04 C07D401/06 A61K31/445

According to International Patent Classification (IPC) or to both national classification and IPC

B. FIELDS SEARCHED

Minimum documentation searched (classification system followed by classification symbols)

IPC 5 C07D

Documentation searched other than minimum documentation to the extent that such documents are included in the fields searched

Electronic data base consulted during the international search (name of data base and, where practical, search terms used)

C. DOCUMENTS CONSIDERED TO BE RELEVANT

Category *	Citation of document, with indication, where appropriate, of the relevant passages	Relevant to claim No.
A	EP,A,0 035 743 (SAGAMI CHEMICAL RESEARCH CENTER) 16 September 1981 *Page 12 : line 13-14*	1
A	EP,A,0 499 313 (MERCK SHARP & DOHME LTD) 19 August 1992 *Page 21 23 : claims*	1-22
P,A	EP,A,0 528 495 (MERCK SHARPE & DOHME LTD) 24 February 1993 *Page 33-36: claims*	1-22
P,A	WO,A,93 21181 (MERCK SHARP & DOHME LTD) 28 October 1993 *Page 112-128*	1-22
	-/--	

 Further documents are listed in the continuation of box C. Patent family members are listed in annex.

* Special categories of cited documents :

- *A* document defining the general state of the art which is not considered to be of particular relevance
- *E* earlier document but published on or after the international filing date
- *L* document which may throw doubts on priority claim(s) or which is cited to establish the publication date of another citation or other special reason (as specified)
- *O* document referring to an oral disclosure, use, exhibition or other means
- *P* document published prior to the international filing date but later than the priority date claimed

- *T* later document published after the international filing date or priority date and not in conflict with the application but cited to understand the principle or theory underlying the invention
- *X* document of particular relevance; the claimed invention cannot be considered novel or cannot be considered to involve an inventive step when the document is taken alone
- *Y* document of particular relevance; the claimed invention cannot be considered to involve an inventive step when the document is combined with one or more other such documents, such combination being obvious to a person skilled in the art.
- *&* document member of the same patent family

Date of the actual completion of the international search

24 May 1994

Date of mailing of the international search report

31.05.94

Name and mailing address of the ISA

European Patent Office, P.B. 5818 Patentlaan 2
NL - 2280 HV Rijswijk
Tel. (+ 31-70) 340-2040, Tx. 31 651 epo nl,
Fax (+ 31-70) 340-3016

Authorized officer

Luyten, H

INTERNATIONAL SEARCH REPORT

Intern: al Application No
PCT/EP 94/00412

C.(Continuation) DOCUMENTS CONSIDERED TO BE RELEVANT

Category *	Citation of document, with indication, where appropriate, of the relevant passages	Relevant to claim No.
A	EP,A,0 436 334 (PFIZER INC.) 10 July 1991 cited in the application *Page 56-61* -----	1-22

INTERNATIONAL SEARCH REPORT

international application No.

PCT/EP 94/ 00412

Box I Observations where certain claims were found unsearchable (Continuation of item 1 of first sheet)

This international search report has not been established in respect of certain claims under Article 17(2)(a) for the following reasons:

1. Claims Nos.:
because they relate to subject matter not required to be searched by this Authority, namely:
Although claims 15-18 are directed to a method of treatment of (diagnostic method practised on) the human/animal body the search has been carried out and based on the alleged effects of the compound/composition.
2. Claims Nos.:
because they relate to parts of the international application that do not comply with the prescribed requirements to such an extent that no meaningful international search can be carried out, specifically:
3. Claims Nos.:
because they are dependent claims and are not drafted in accordance with the second and third sentences of Rule 6.4(a).

Box II Observations where unity of invention is lacking (Continuation of item 2 of first sheet)

This International Searching Authority found multiple inventions in this international application, as follows:

1. As all required additional search fees were timely paid by the applicant, this international search report covers all searchable claims.
2. As all searchable claims could be searched without effort justifying an additional fee, this Authority did not invite payment of any additional fee.
3. As only some of the required additional search fees were timely paid by the applicant, this international search report covers only those claims for which fees were paid, specifically claims Nos.:
4. No required additional search fees were timely paid by the applicant. Consequently, this international search report is restricted to the invention first mentioned in the claims; it is covered by claims Nos.:

Remark on Protest

- The additional search fees were accompanied by the applicant's protest.
- No protest accompanied the payment of additional search fees.

INTERNATIONAL SEARCH REPORT

Information on patent family members

International Application No

PCT/EP 94/00412

Patent document cited in search report	Publication date	Patent family member(s)	Publication date
EP-A-0035743	16-09-81	JP-C- 1307191	13-03-86
		JP-A- 56125347	01-10-81
		JP-B- 60033439	02-08-85
		US-A- 4352752	05-10-82

EP-A-0499313	19-08-92	JP-A- 5078354	30-03-93
		US-A- 5242930	07-09-93
		CA-A- 2060949	12-08-92

EP-A-0528495	24-02-93	AU-A- 2413892	16-03-93
		CA-A- 2112397	04-03-93
		WO-A- 9304040	04-03-93

WO-A-9321181	28-10-93	AU-B- 4076593	18-11-93
		AU-B- 4713993	14-02-94
		WO-A- 9402461	03-02-94

EP-A-0436334	10-07-91	WO-A- 9109844	11-07-91
		EP-A- 0558156	01-09-93
