



US00D748125S

(12) **United States Design Patent**  
**Jeon**

(10) **Patent No.:** **US D748,125 S**

(45) **Date of Patent:** **\*\* Jan. 26, 2016**

(54) **DISPLAY SCREEN WITH GRAPHICAL USER INTERFACE**

(71) Applicant: **LG CNS CO., LTD.**, Seoul (KR)

(72) Inventor: **Ki Jun Jeon**, Seoul (KR)

(73) Assignee: **LG CNS Co., Ltd.**, Seoul (KR)

(\*\*) Term: **14 Years**

(21) Appl. No.: **29/477,277**

(22) Filed: **Dec. 20, 2013**

(30) **Foreign Application Priority Data**

Jun. 20, 2013 (KR) ..... 30-2013-0031947

(51) **LOC (10) Cl.** ..... **14-04**

(52) **U.S. Cl.**  
USPC ..... **D14/486**

(58) **Field of Classification Search**  
USPC ..... D14/485-488; 715/212-220, 777, 779,  
715/792  
CPC ..... G06F 17/30115; G06F 3/0482; G06F  
3/0483; H04N 1/00408

See application file for complete search history.

(56) **References Cited**

**U.S. PATENT DOCUMENTS**

D510,581 S \* 10/2005 Robbin ..... D14/486  
D519,518 S \* 4/2006 Gibson ..... D14/486  
D559,857 S \* 1/2008 Van Dongen ..... D14/488  
D565,580 S \* 4/2008 Gunn ..... D14/485  
D565,585 S \* 4/2008 Gunn ..... D14/487

D574,839 S \* 8/2008 Jasinski ..... D14/485  
7,417,625 B2 \* 8/2008 Morris ..... G06F 1/1616  
345/156  
D601,153 S \* 9/2009 Setiawan ..... D14/485  
D602,943 S \* 10/2009 Lara ..... D14/486  
D607,463 S \* 1/2010 Krieter ..... D14/485  
D668,259 S \* 10/2012 Taniho ..... D14/486  
D689,876 S \* 9/2013 Holz ..... D14/485  
D697,938 S \* 1/2014 Lee ..... D14/486  
D708,632 S \* 7/2014 Baumann ..... D14/488  
D717,324 S \* 11/2014 Hwang ..... D14/486  
D718,322 S \* 11/2014 Hwang ..... D14/486  
D718,323 S \* 11/2014 Hwang ..... D14/486  
D726,742 S \* 4/2015 Aoshima ..... D14/486

\* cited by examiner

*Primary Examiner* — Cathron Brooks

(74) *Attorney, Agent, or Firm* — Saliwanchik, Lloyd & Eisenschenk

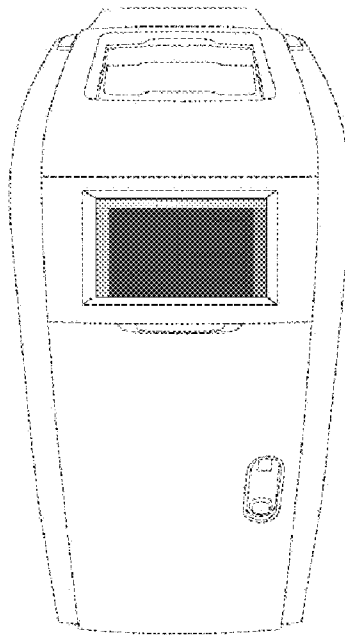
(57) **CLAIM**

The ornamental design for a display screen with graphical user interface, as shown and described.

**DESCRIPTION**

FIG. 1 is a front elevation view of a display screen with graphical user interface showing my new design; and, FIG. 2 is an enlarged partial front elevation view thereof, showing the central display screen area. The broken line showing of a computer is for the purpose of illustrating environmental structure, and the broken lines within the shaded area are for the purpose of illustrating portions of the graphical user interface. None of the broken lines form part of the claimed design.

**1 Claim, 2 Drawing Sheets**



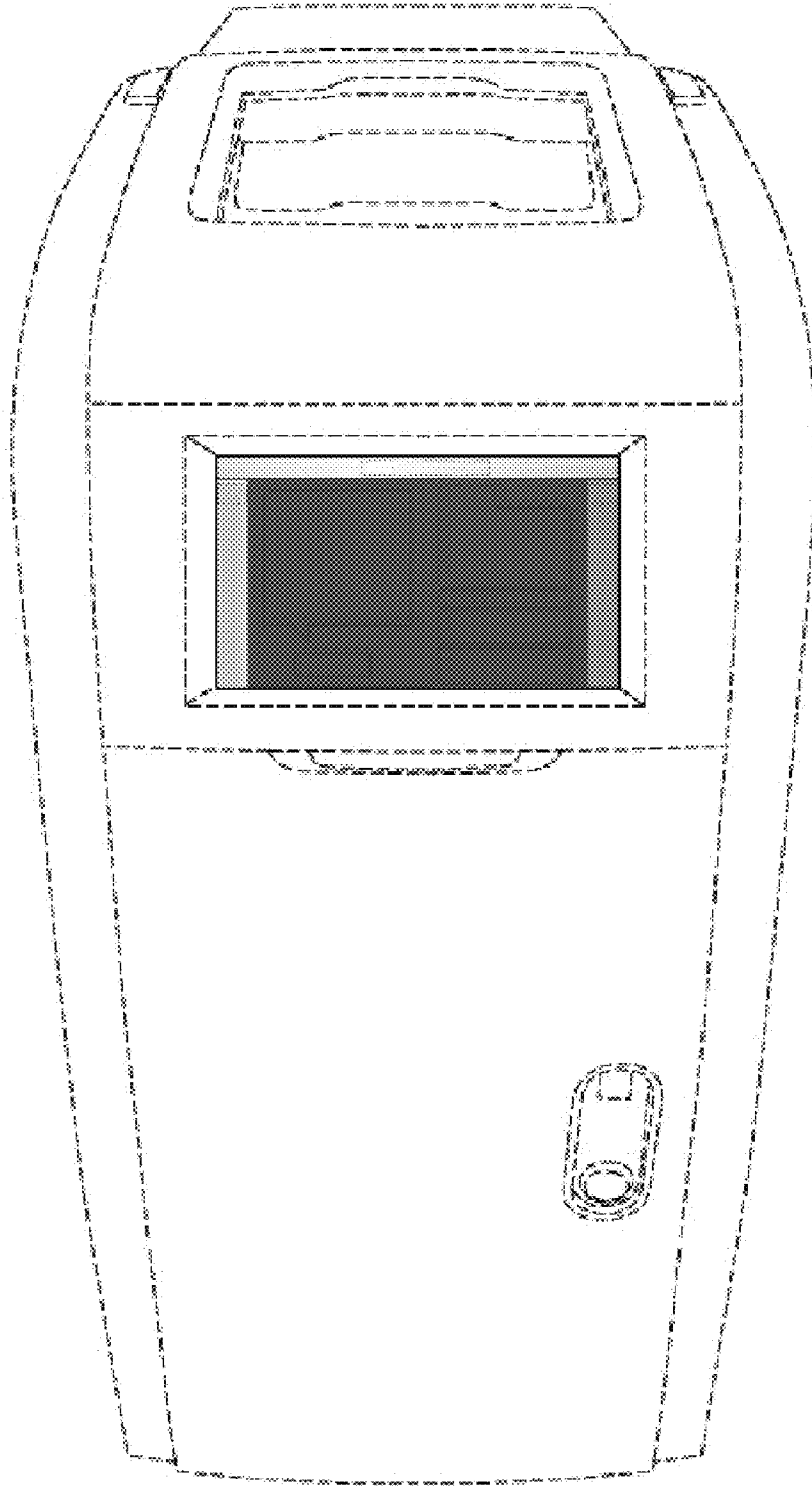


FIG. 1

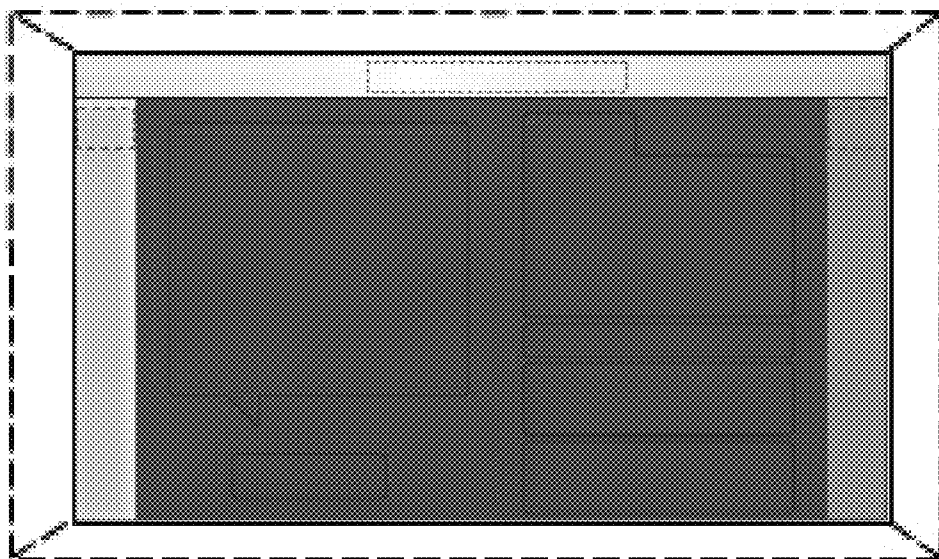


FIG. 2