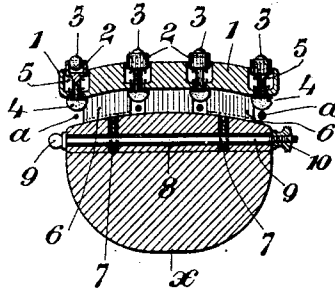


A. T. JOHN.  
 KEYED FINGER BOARD FOR VIOLINS AND SIMILAR STRINGED MUSICAL INSTRUMENTS.  
 APPLICATION FILED OCT. 11, 1909.

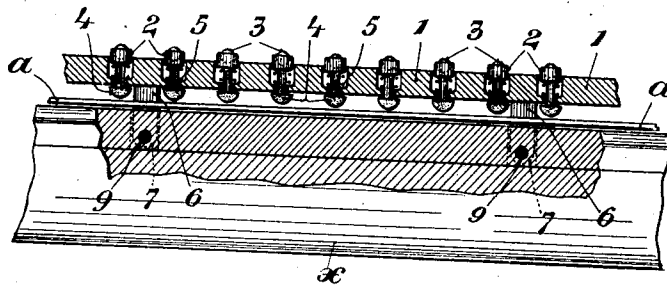
957,681.

Patented May 10, 1910.

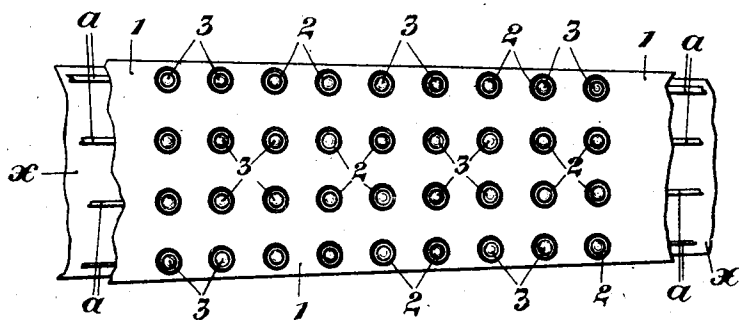
*Fig. 1.*



*Fig. 2.*



*Fig. 3.*



Witnesses:

*[Handwritten signatures of witnesses]*

Inventor  
 Andrew T. John

By  
 James L. Norris  
*[Handwritten signature]*  
 Atty.

# UNITED STATES PATENT OFFICE.

ANDREW THEODORE JOHN, OF NEW YORK, N. Y.

KEYED FINGER-BOARD FOR VIOLINS AND SIMILAR STRINGED MUSICAL INSTRUMENTS.

957,681.

Specification of Letters Patent. Patented May 10, 1910.

Application filed October 11, 1909. Serial No. 522,072.

To all whom it may concern:

Be it known that I, ANDREW THEODORE JOHN, musical director, a citizen of the United States, residing at New York, N. Y., have invented certain new and useful Improvements in or Relating to Keyed Finger-Boards for Violins and Similar Stringed Musical Instruments, of which the following is a specification.

In playing violins and similar stringed instruments the notes desired are obtained by stopping or fretting strings with the fingers. It frequently happens that in learning such a stringed instrument or when played by a non-skilled person, the tones obtained are not true, so that a false playing is the result. More particularly to learn such an instrument is a very difficult and tedious matter and even the fingers themselves sometimes suffer.

The disadvantages in question are obviated according to this invention by the stopping of the strings being effected not by the fingers direct, but by means of keys which are arranged at given points of the strings in such manner that above the finger board there is provided a special keyboard containing keys, so that by pressing on the heads of the keys, the latter are depressed against the string or strings and retain them. The keys on the key-board are arranged in such manner that when playing the instrument the position of the fingers is not changed, but remains the same as when playing the instrument without the teaching device, the result of which is that anybody who is practiced in playing or has learned the proper position of the fingers by the frequent use of the apparatus, can stop the strings in the proper manner even without the device in question. To that end, the device is constructed in such manner that it can be easily removed from the instrument at any moment.

A construction according to this invention is illustrated by way of example in the accompanying drawing as attached to a violin.

Figure 1 shows a cross section, Fig. 2 a partial longitudinal section and Fig. 3 a plan.

Above the strings *a* is arranged a board 1 of suitable length on which are provided the keys 2. The keys 2 which project to a sufficient extent from the board 1, are preferably provided at that point with rollers or balls 3. For the purpose of an elastic strik-

ing of the string, each key 2 is provided with a cap 4 either made of a soft material or covered with a soft coating. Between the head of the key (ball 3) and the cap 4 is arranged a helical spring 5.

In order to enable the key-board to be removed when not in use, and to be again secured in an easy and reliable manner, it is provided upon its under face with a series of depending flanges 6 which, in the case of a violin, for instance are designed to extend between the strings *a* and to rest upon the neck *x* thereof, to support the key-board above said strings. These flanges are, in turn, provided with series of ears 7 extending downwardly therefrom and adapted for insertion in correspondingly arranged series of recesses formed in the violin neck *x*, which latter is additionally formed with transverse perforations 8 for the reception of bolts 9, said perforations intersecting the corresponding series of recesses as shown in Figs. 1 and 2. One end of each bolt is headed, while its other end is provided with a nut 10 or similar removable fastening device. The ears 7 above referred to, are apertured, the apertures being so located as to register with the corresponding perforation 8 when said ears are in place in their recesses. Consequently, the bolts may be readily inserted through the perforations and through the registering apertures of the ears, after which the nuts 10 may be positioned upon the projecting ends of said bolts and tightened against the violin neck *x*, so as to complete the connection of the key-board to the latter and to maintain it in place thereon. To detach the key-board, it is obviously necessary to merely remove the nuts, whereupon the bolts may be withdrawn from their perforations and the key-board then lifted off from the neck.

By means of the improved key-board, the learning of a stringed instrument by beginners is materially facilitated, since the arrangement of the keys is such that when any key is depressed the correct tone is obtained, and false playing is therefore avoided. Another advantage is that the keys are arranged directly above the strings and are depressed at the exact place where the fingers have to be situated for producing the corresponding note when playing a stringed instrument without the device. It is therefore merely necessary, when one is sufficiently exercised or has learned the proper

position of the fingers by the frequent use of the device, to remove the latter from the instrument.

By means of this device single or several  
5 keys may be used simultaneously and in that way single or the so-called double notes produced. The key-board can be as desired of greater or smaller length, and for instance  
10 in the case of violins need not extend over the whole finger-board.

What I claim is:—

1. The combination, with a stringed musical instrument having a neck provided with a perforation and with a plurality of recesses intersecting the same;  
15 provided with depending apertured projections received in said recesses; depressible keys carried by the key-board for stopping the strings of the instrument; and a removable bolt inserted through said perforation  
20 and through the apertures in said projections for connecting the key-board to the instrument.

2. The combination, with a stringed musical instrument having a neck provided with  
25 a transverse perforation and with a plurality of recesses intersecting the same; of a key-board provided upon its under face with depending flanges resting upon said neck to support the key-board above the springs of  
30 the instrument, each flange having an apertured extension received in the adjacent recess; depressible keys carried by the key-board for stopping said strings; and a removable bolt inserted through said perforation  
35 and through the apertures in said extensions for connecting the key-board to the instrument.

In testimony whereof I have hereunto set my hand in presence of two subscribing witnesses.  
40

ANDREW THEODORE JOHN.

Witnesses:

JOHN KEIM, Jr.,  
TERESA KEIM.