



US00D766044S

(12) **United States Design Patent**
Davis et al.

(10) **Patent No.:** **US D766,044 S**

(45) **Date of Patent:** **** Sep. 13, 2016**

- (54) **DISPENSER**
- (71) Applicant: **Tablecraft Products Company**,
Gurnee, IL (US)
- (72) Inventors: **Glenn R. Davis**, Delray Beach, FL
(US); **David R. Burnside**, Franklin, WI
(US)
- (73) Assignee: **TABLECRAFT PRODUCTS
COMPANY**, Gurnee, IL (US)
- (**) Term: **14 Years**
- (21) Appl. No.: **29/461,866**
- (22) Filed: **Jul. 29, 2013**
- (51) **LOC (10) Cl.** **07-06**
- (52) **U.S. Cl.**
USPC **D7/589**; D7/598
- (58) **Field of Classification Search**
USPC D7/594, 590, 591, 592, 593, 595, 596,
D7/597, 598, 599, 600, 300.1, 300.2,
D7/301, 302, 303, 304, 305, 312, 316, 317,
D7/318, 319, 321, 322, 589, 601, 602, 613,
D7/702, 703, 628, 629, 637, 638, 639, 368,
D7/669, 309, 310, 311, 314, 320, 608;
D9/600, 601, 614, 615, 616, 617, 621,
D9/680, 716, 719, 503, 505, 504, 439, 443,
D9/454, 446, 436
CPC A47G 19/24; A47G 19/00; A47G 19/12;
A47G 19/122; A47G 19/125; A47G 19/127;
A47G 19/18; A47G 19/20; A47G 19/14;
A47G 19/32; A47G 19/34; B05D 47/04;
B05D 47/24; A47J 42/34
See application file for complete search history.

(56) **References Cited**

U.S. PATENT DOCUMENTS

- D109,789 S * 5/1938 Pershall D7/392
- 2,276,917 A * 3/1942 Bernhardt A47G 19/12
222/470

- 2,554,293 A * 5/1951 Brown A47G 19/12
222/470
- D166,820 S * 5/1952 Olson D7/317
- 2,676,472 A * 4/1954 Paddock B65D 47/40
222/109
- 2,718,338 A * 9/1955 Cicero A47G 19/12
222/469
- D183,350 S * 8/1958 Keck et al. D7/322
- 3,028,034 A * 4/1962 Freiman B65D 51/04
215/235
- D194,697 S * 2/1963 Douglas D7/317
- D199,917 S * 12/1964 Dann, Jr. D7/317
- D200,487 S * 3/1965 Dann, Jr. D7/317
- D201,839 S * 8/1965 Erkers D7/317
- D221,796 S * 9/1971 Greger D7/317
- D223,465 S * 4/1972 De Puy D7/317
- D225,365 S * 12/1972 Beckman D7/317
- 4,361,257 A * 11/1982 Stone, Jr. A47G 19/14
222/464.1
- D331,861 S * 12/1992 Minuti D7/321
- D386,934 S * 12/1997 Huang D7/317
- D395,576 S * 6/1998 Huang D7/317
- D420,545 S * 2/2000 Huang D7/317
- D453,279 S * 2/2002 Huang D7/317
- D500,444 S * 1/2005 Drake D9/503
- D521,795 S * 5/2006 Imai D7/317

(Continued)

Primary Examiner — Ian Simmons

Assistant Examiner — Shannon Morgan

(74) *Attorney, Agent, or Firm* — Pearne & Gordon LLP

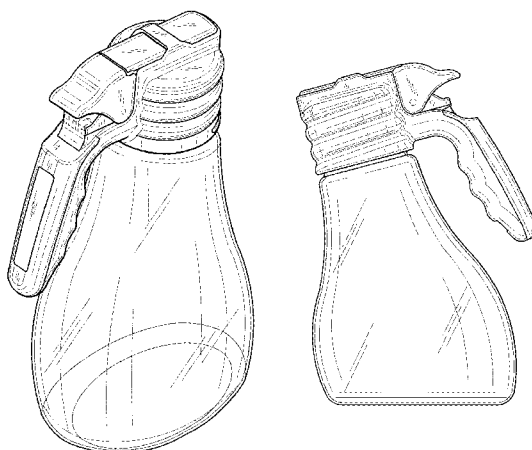
(57) **CLAIM**

The ornamental design for a dispenser, as shown and described.

DESCRIPTION

FIG. 1 is a rear perspective view of a dispenser showing our new design;
 FIG. 2 is a front elevational view thereof;
 FIG. 3 is a top plan view thereof;
 FIG. 4 is a left side elevational view thereof;
 FIG. 5 is a right side elevational view thereof;
 FIG. 6 is a rear elevational view thereof; and,
 FIG. 7 is a bottom view thereof.
 The broken lines shown in the figures represent portions of the dispenser that form no part of the claimed design.

1 Claim, 3 Drawing Sheets



(56)

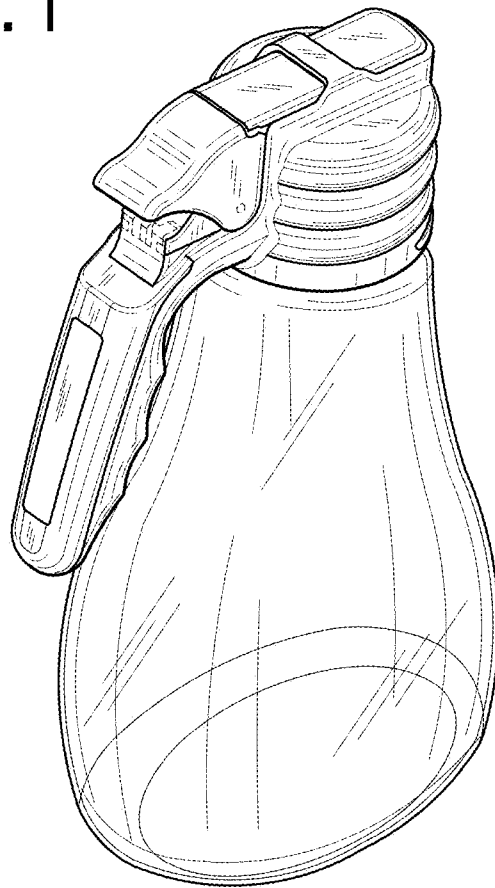
References Cited

U.S. PATENT DOCUMENTS

D550,500 S *	9/2007	Huang	D7/317	D668,953 S	10/2012	Maxwell	
D551,014 S *	9/2007	Huang	D7/317	D679,953 S *	4/2013	Peterson D7/598
D554,436 S *	11/2007	Nybakke	D7/598	D686,864 S *	7/2013	Poul D7/317
D584,557 S *	1/2009	Bodum	D7/317	D717,092 S *	11/2014	Kotani D7/317
D587,957 S *	3/2009	Imai	D7/317	2009/0071988 A1 *	3/2009	Nybakke A47G 19/18 222/472
D593,790 S *	6/2009	Lin	D7/317	2014/0117055 A1 *	5/2014	Peterson A47G 19/18 222/472

* cited by examiner

FIG. 1



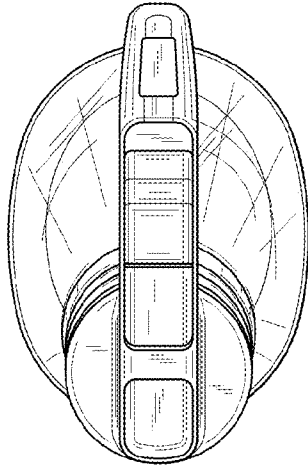


FIG. 3

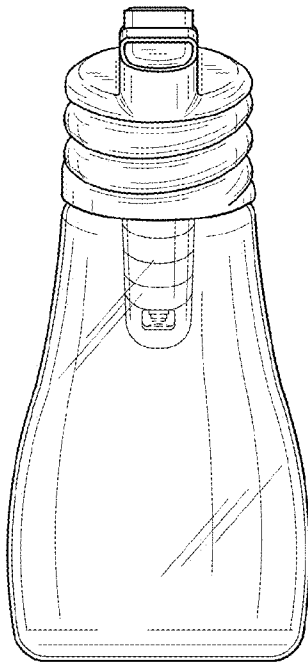


FIG. 2

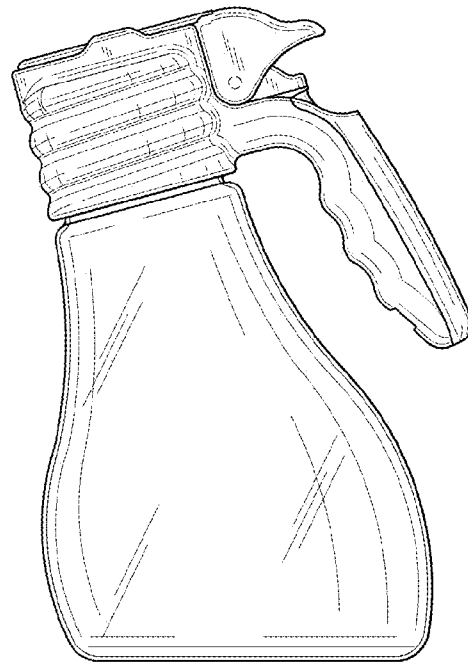


FIG. 4

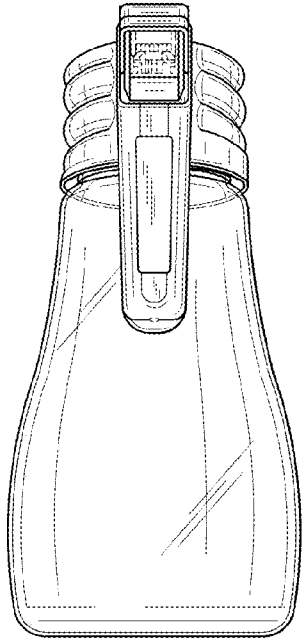


FIG. 6

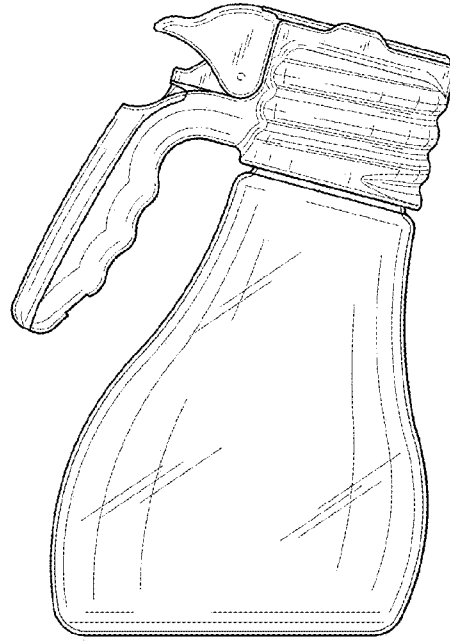


FIG. 5

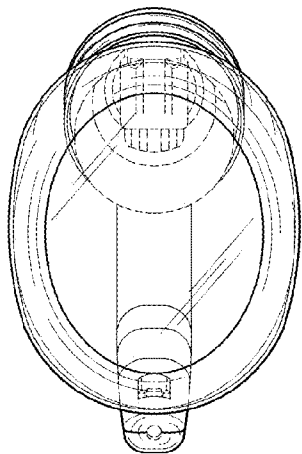


FIG. 7