United States Patent [19]

Toyoda et al.

[11] **Patent Number: Des. 291,571**

[45] **Date of Patent: ** Aug. 25, 1987**

[54] **VIDEO CAMERA**

[75] Inventors: **Fumio Toyoda,** Koganei; **Yukio Kuroiwa,** Tokyo; **Noboru Chiba; Katsuya Hamamoto,** both of Tokorozawa, all of Japan

[73] Assignee: **Hitachi, Ltd.,** Tokyo, Japan

[**] Term: **14 Years**

[21] Appl. No.: **704,727**

[22] Filed: **Feb. 25, 1985**

[30] **Foreign Application Priority Data**

Sep. 28, 1984 [JP] Japan 59-40044

[52] **U.S. Cl.** **D14/78;** D14/5

[58] **Field of Search** D14/1, 2, 5, 6, 77, D14/78, 79, 80, 81, 82, 83, 84, 99; D16/4; 358/906, 229; 352/72, 242

[56] **References Cited**

U.S. PATENT DOCUMENTS

D. 282,656 2/1986 Mohri ..... D14/78 X

D. 284,082 6/1986 Masatsugu et al. D14/78

4,623,931 11/1986 Inaga et al. ..... D14/78 X

OTHER PUBLICATIONS

Merchandising, Aug. 1983, p. 66, bottom left, NEC Model TC-100E.

Best Products Catalog, 1984/85, p. 309, Item 4-Sharp Portable VHS Camera & Recorder Model VC-3654.

Primary Examiner—Bernard Ansher

Assistant Examiner—Theodore M. Shooman

Attorney, Agent, or Firm—Antonelli, Terry & Wands

[57] **CLAIM**

The ornamental design for a video camera, as shown.

DESCRIPTION

FIG. **1** is a front, top and right side perspective view of a video camera showing our new design;

FIG. **2** is a front elevational view thereof;

FIG. **3** is a right side elevational view thereof;

FIG. **4** is a left side elevational view thereof;

FIG. **5** is a top plan view thereof;

FIG. **6** is a rear elevational view thereof; and

FIG. **7** is a bottom plan view thereof.



FIG. 1



FIG. 2



FIG. 3

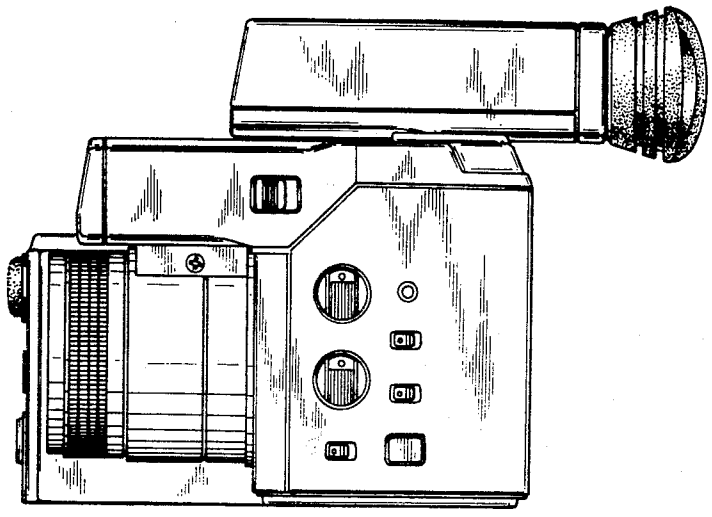

FIG. 4

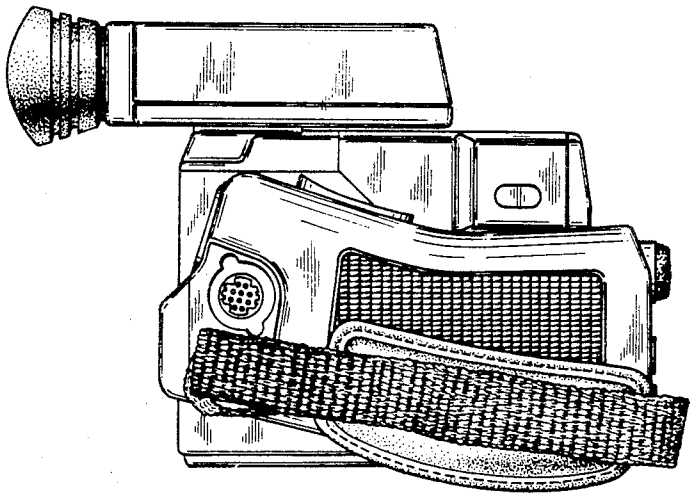

FIG. 5

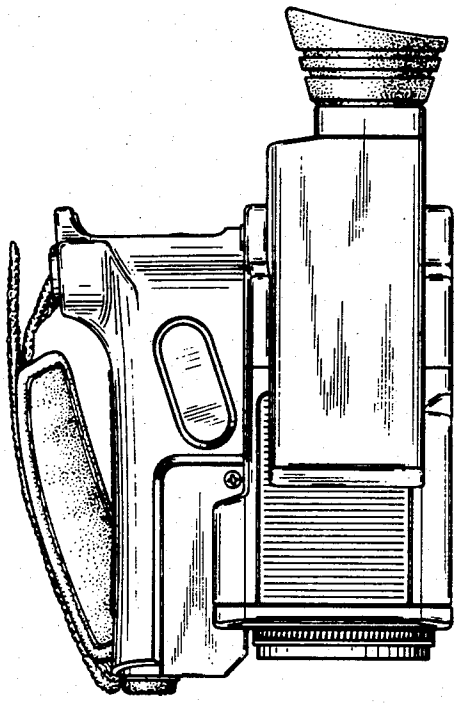

FIG. 6

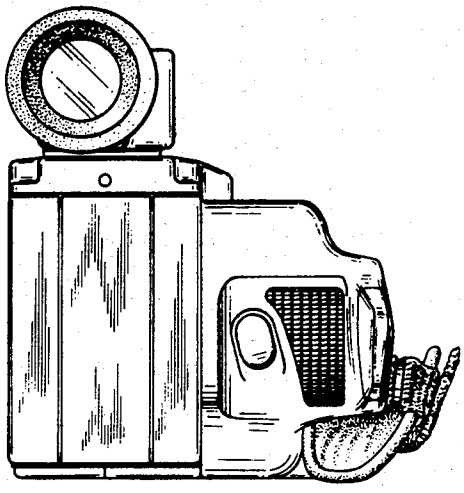

FIG. 7

