



US00D817753S

(12) **United States Design Patent**  
**Pedley et al.**

(10) **Patent No.:** **US D817,753 S**

(45) **Date of Patent:** **\*\* May 15, 2018**

(54) **SPRING ARRAY**  
(71) Applicant: **Woodward, Inc.**, Fort Collins, CO (US)  
(72) Inventors: **Jerrold Pedley**, Loveland, CO (US);  
**Roger M. Kifer**, Fort Collins, CO  
(US); **Steven A. DeHerrera**, Fort  
Collins, CO (US)  
(73) Assignee: **Woodward, Inc.**, Fort Collins, CO (US)  
(\*\*) Term: **15 Years**  
(21) Appl. No.: **29/596,642**

5,211,372 A \* 5/1993 Smith, Jr. .... F01L 25/08  
251/129.19  
5,218,896 A 6/1993 Furukawa  
5,356,225 A 10/1994 Hanes et al.  
5,522,214 A 6/1996 Beckett et al.  
5,827,028 A \* 10/1998 Swick ..... H01R 4/44  
411/160  
5,869,941 A 2/1999 Shiozaki et al.  
5,952,744 A 9/1999 Chitayat  
6,024,491 A 2/2000 Bak  
6,035,637 A 3/2000 Beale et al.  
6,056,519 A \* 5/2000 Morita ..... F04B 35/045  
267/161  
6,140,815 A 10/2000 Greene et al.  
6,531,867 B1 3/2000 Greene et al.  
(Continued)

(22) Filed: **Mar. 9, 2017**  
(51) **LOC (11) Cl.** ..... **08-08**  
(52) **U.S. Cl.**  
USPC ..... **D8/399**  
(58) **Field of Classification Search**  
USPC ..... D8/399, 382, 349, 397, 394  
CPC ..... F16B 39/24; F16B 31/028; F16B 39/28;  
F16B 41/002; E04G 25/065; F01L 9/04  
See application file for complete search history.

**FOREIGN PATENT DOCUMENTS**

DE 3725590 A1 2/1989  
JP H0893768 A 4/1996

**OTHER PUBLICATIONS**

Devitt, "Axis of Rotation Metrology Reveals Precision of Air Bearing Spindle," Apr. 4, 2013, 7 pages.  
(Continued)

(56) **References Cited**  
U.S. PATENT DOCUMENTS

1,635,313 A \* 7/1927 Dieterich ..... F16B 39/24  
277/640  
3,513,934 A 5/1970 Crowley  
3,639,791 A 2/1972 Jenkin  
3,969,004 A 7/1976 Schliemann  
3,969,042 A 7/1976 Bachler  
D269,852 S \* 7/1983 Frieberg ..... D8/399  
D276,310 S \* 11/1984 Frieberg ..... D8/399  
4,682,920 A 7/1987 Rodgers  
5,020,953 A \* 6/1991 Wada ..... F16B 39/34  
411/247  
D327,111 S \* 6/1992 Hemming ..... D22/134  
5,187,987 A 2/1993 Anderson et al.  
D335,441 S \* 5/1993 Fraker ..... D8/369

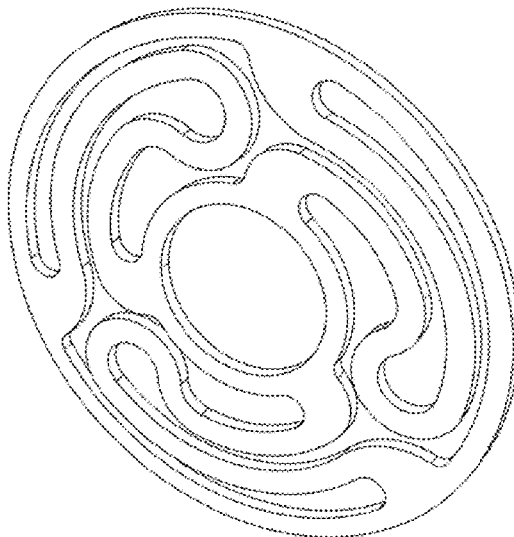
*Primary Examiner* — Cynthia R Underwood  
(74) *Attorney, Agent, or Firm* — Fish & Richardson P.C.

(57) **CLAIM**  
The ornamental design for a spring array, as shown and described.

**DESCRIPTION**

FIG. 1 is front perspective view of a spring array;  
FIG. 2 is front plan view thereof;  
FIG. 3 is a rear plan view thereof; and,  
FIG. 4 is a side view thereof.

**1 Claim, 4 Drawing Sheets**



(56)

**References Cited**

U.S. PATENT DOCUMENTS

D528,407 S \* 9/2006 Schwab ..... D8/399  
 D554,491 S \* 11/2007 Stenberg ..... D8/349  
 7,367,786 B2 \* 5/2008 Kang ..... F04B 35/045  
 417/417  
 D609,552 S \* 2/2010 Anderson ..... D8/349  
 D645,337 S \* 9/2011 Hsu ..... D8/399  
 D654,348 S \* 2/2012 Musselman ..... D8/349  
 D664,170 S \* 7/2012 Chung ..... D15/144  
 D692,747 S \* 11/2013 Schwab ..... D8/399  
 D703,034 S \* 4/2014 Stewart ..... D8/399  
 8,845,202 B2 \* 9/2014 Teimel ..... F16C 25/083  
 384/517  
 8,960,655 B2 \* 2/2015 Wood ..... F16F 1/027  
 267/159  
 D748,973 S \* 2/2016 Rodenhouse ..... D8/399  
 D776,519 S \* 1/2017 Almaghouth ..... D8/399  
 D783,393 S \* 4/2017 Weifenbach ..... D8/399  
 2001/0021283 A1 9/2001 Kusunoki  
 2002/0089106 A1 \* 7/2002 Horng ..... H02K 5/167  
 267/161

2003/0155194 A1 8/2003 Kienholz  
 2005/0173664 A1 8/2005 Ogawa  
 2006/0018571 A1 1/2006 Kawai et al.  
 2008/0014075 A1 1/2008 Pun et al.  
 2009/0220338 A1 9/2009 Ietka  
 2010/0045118 A1 2/2010 Hamura et al.  
 2010/0284638 A1 11/2010 Hirata  
 2013/0058815 A1 3/2013 Kim  
 2014/0008557 A1 \* 1/2014 Vandamme ..... F16F 1/027  
 251/129.15  
 2015/0219179 A1 8/2015 Cui et al.  
 2016/0102724 A1 \* 4/2016 Potter ..... F16F 1/027  
 267/161

OTHER PUBLICATIONS

Dosch, "Air Bearing Shakers for Precision Calibration of Accelerometers," The Modal Shop Inc., Published on or before 2006, 9 pages.  
 Williams International Company LLC, "Stainless Match Ground Spool and Sleeve Valve," The Pneu Book, Feb. 15, 2000.

\* cited by examiner

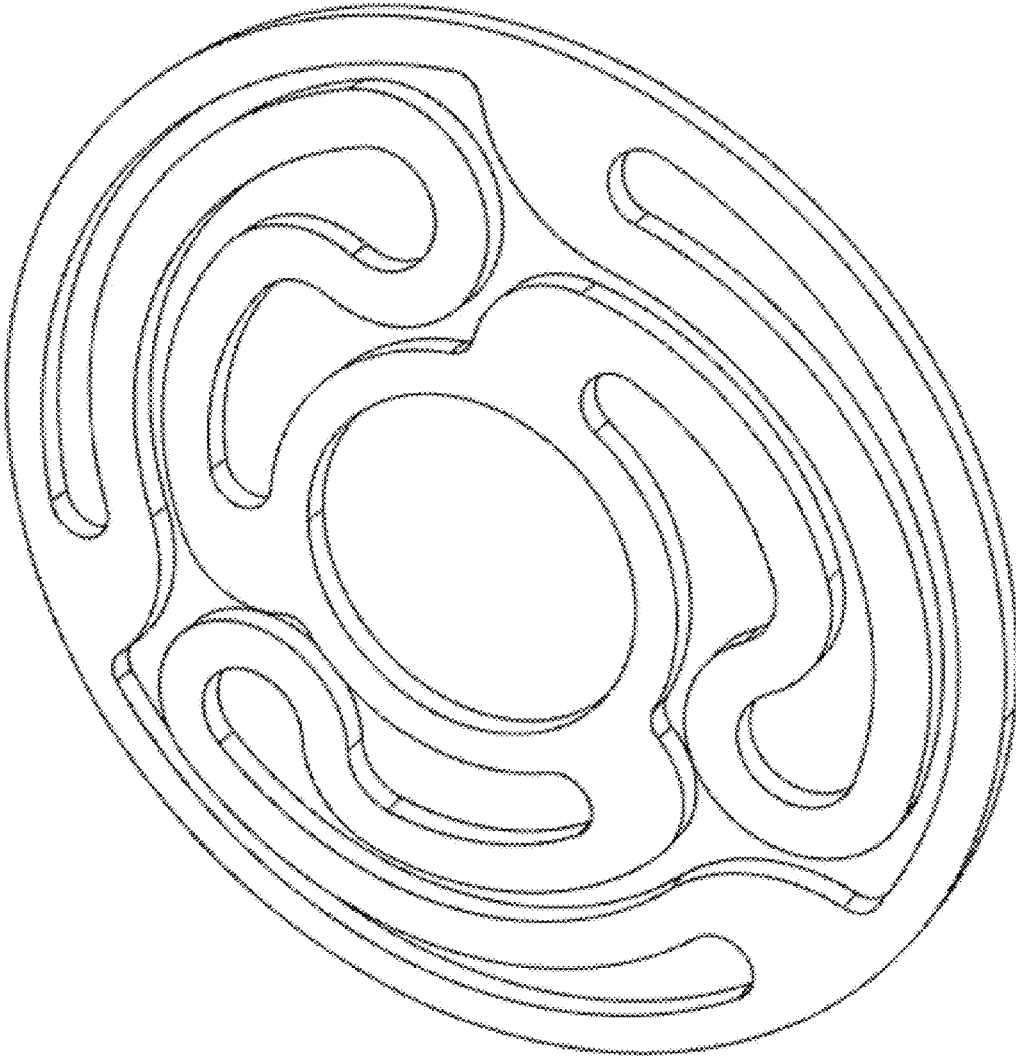


FIG. 1




FIG. 2




FIG. 3




FIG. 4