



US00D643102S

(12) **United States Design Patent**
Abbondanzio et al.

(10) **Patent No.:** **US D643,102 S**
(45) **Date of Patent:** **** Aug. 9, 2011**

(54) **DISPENSING DEVICE**

(75) Inventors: **Matthew Abbondanzio**, Milwaukee, WI (US); **Ronald J. Schmidt**, Grayslake, IL (US); **Kristian Buschmann**, Chicago, IL (US)

(73) Assignee: **S. C. Johnson & Son, Inc.**, Racine, WI (US)

(**) Term: **14 Years**

(21) Appl. No.: **29/379,919**

(22) Filed: **Nov. 26, 2010**

(51) **LOC (9) Cl.** **28-99**

(52) **U.S. Cl.** **D23/366**

(58) **Field of Classification Search** D23/355-369;
D28/5, 6; 261/DIG. 17, DIG. 42, DIG. 65,
261/DIG. 88, DIG. 89; 392/386, 390, 391,
392/392, 393, 394, 395; 239/34, 35, 44-47,
239/50, 53, 56, 60, 145, 326

See application file for complete search history.

(56) **References Cited**

U.S. PATENT DOCUMENTS

D161,669 S * 1/1951 Zonne D23/362
D217,719 S * 6/1970 McNair D23/362
D267,898 S * 2/1983 Burian et al. D23/362
D273,415 S * 4/1984 Rogers D23/362

D289,857 S * 5/1987 Duval et al. D9/728
D479,316 S * 9/2003 Kleiman D23/366
6,842,918 B2 * 1/2005 Fung 4/537
D549,313 S * 8/2007 Kelnhofer D23/360
D574,072 S * 7/2008 Carlson et al. D23/364
D588,251 S * 3/2009 Spiegel D23/364
D588,686 S * 3/2009 Spiegel D23/364
7,603,726 B2 10/2009 Sawalski et al.

* cited by examiner

Primary Examiner — Sandra Snapp

(57) **CLAIM**

The ornamental design for a dispensing device, as shown and described.

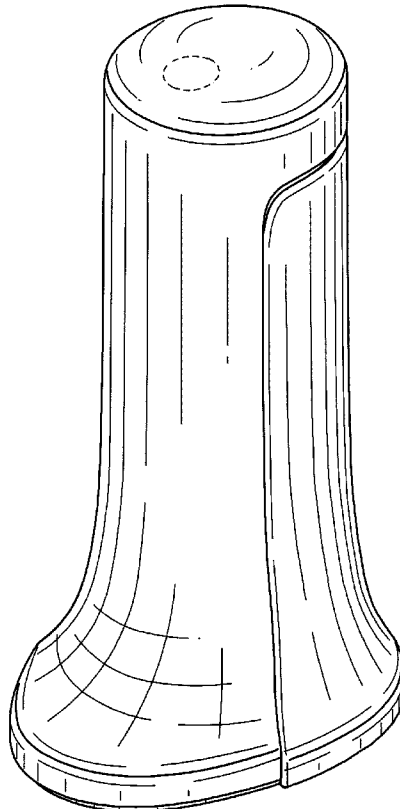
DESCRIPTION

FIG. 1 is a top, right, front perspective view of an embodiment of a dispensing device embodying our new design; FIG. 2 is a right elevational view thereof, the left elevational view being a mirror image thereof; FIG. 3 is a front elevational view thereof; FIG. 4 is a rear elevational view thereof; FIG. 5 is a top plan view thereof; and, FIG. 6 is a bottom plan view thereof.

In a preferred embodiment, the nature of this product is a dispensing device for providing a liquid to a liquid sprayer that dispenses liquids from the rim of a toilet.

The broken line representations in the views are for illustrative purposes only and form no part of the claimed design.

1 Claim, 5 Drawing Sheets



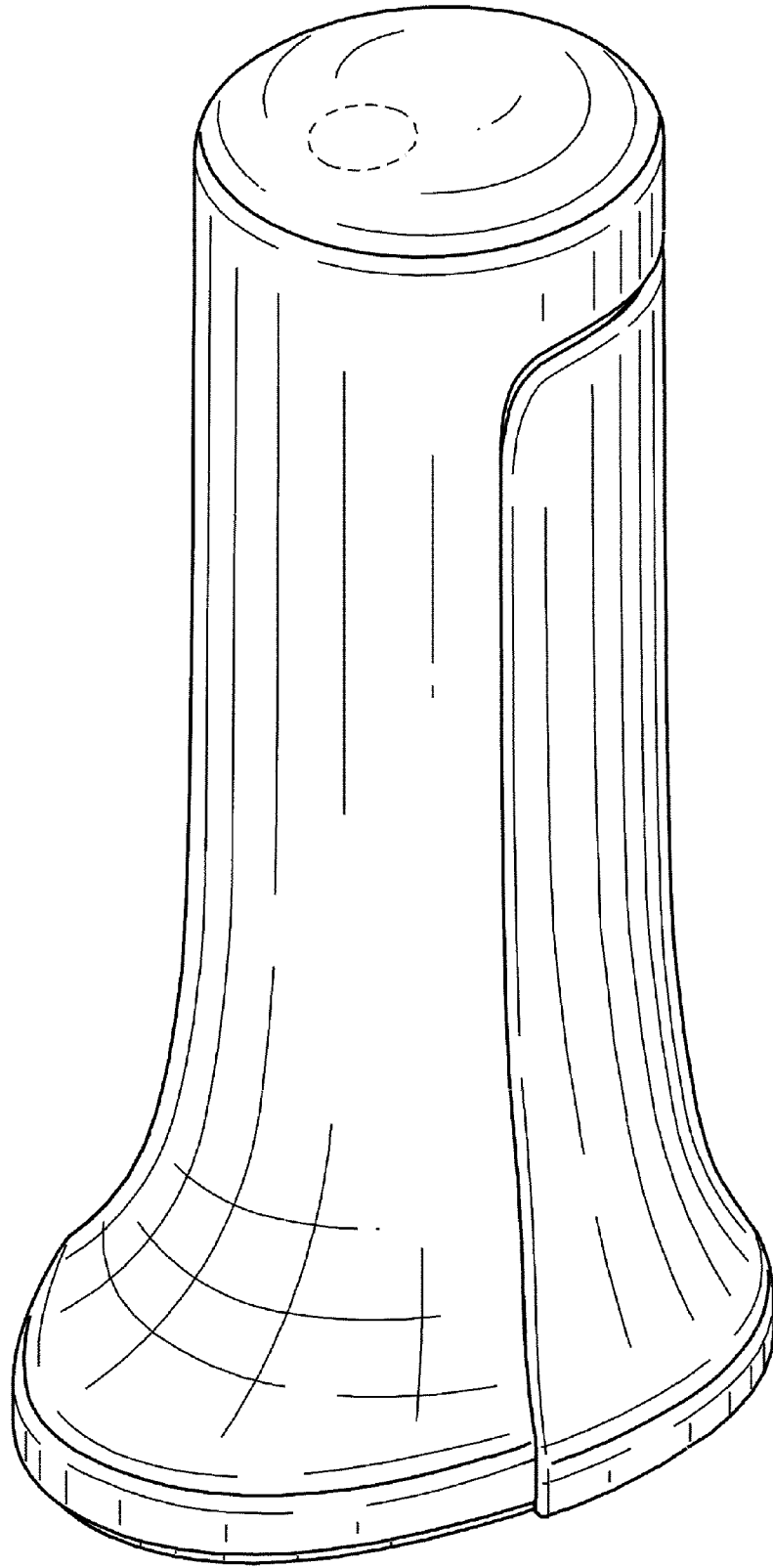


FIG. 1

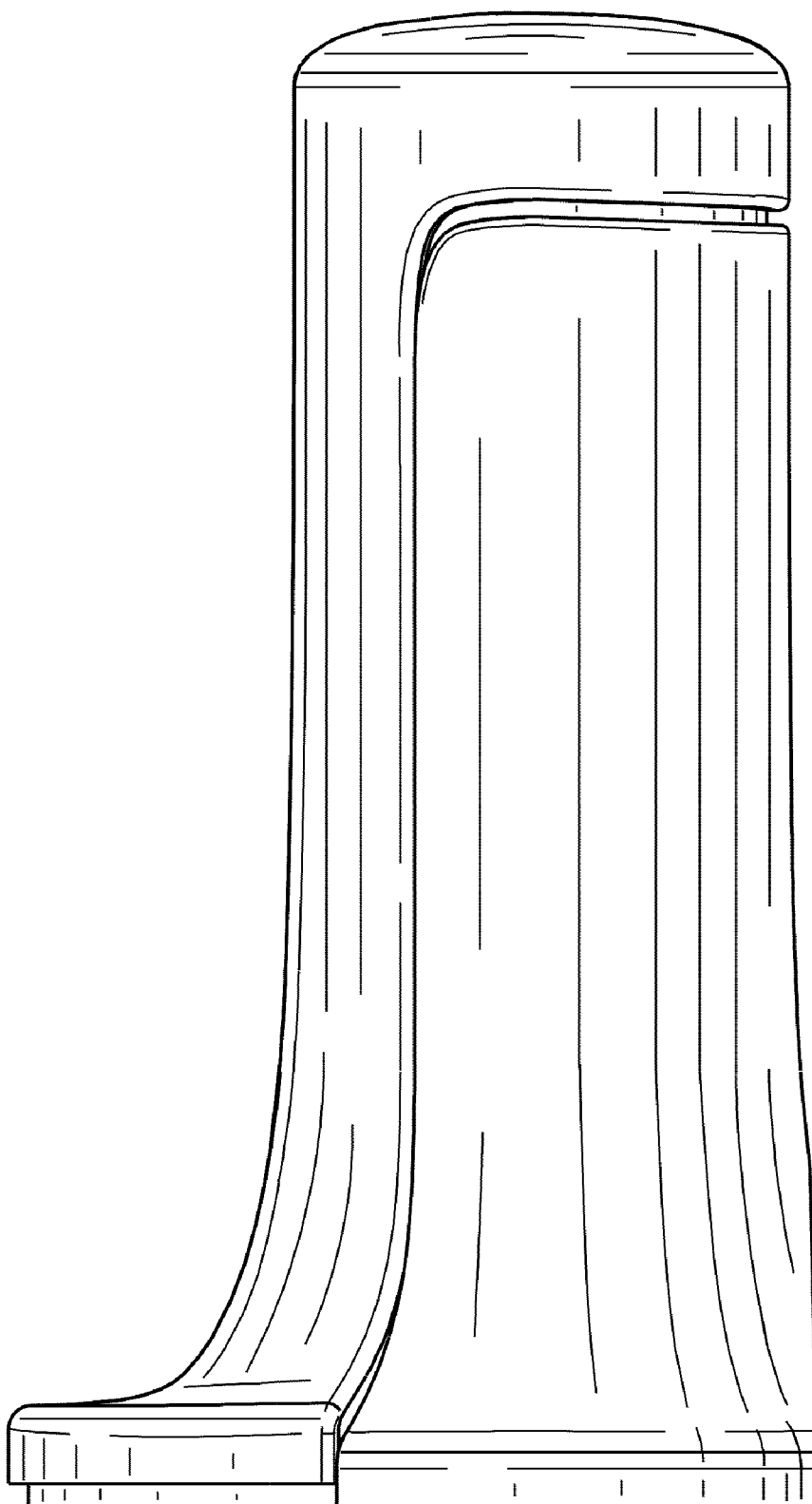


FIG. 2

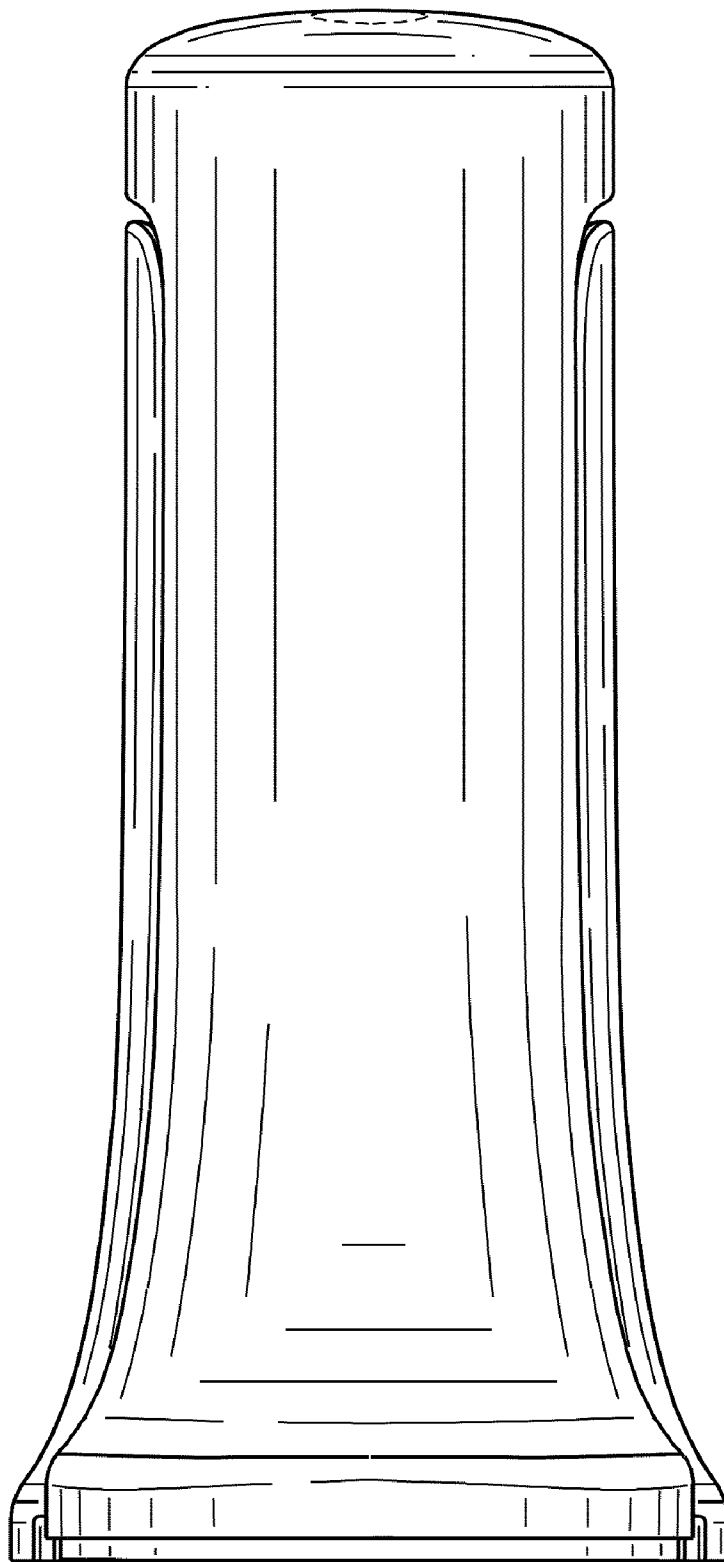


FIG. 3

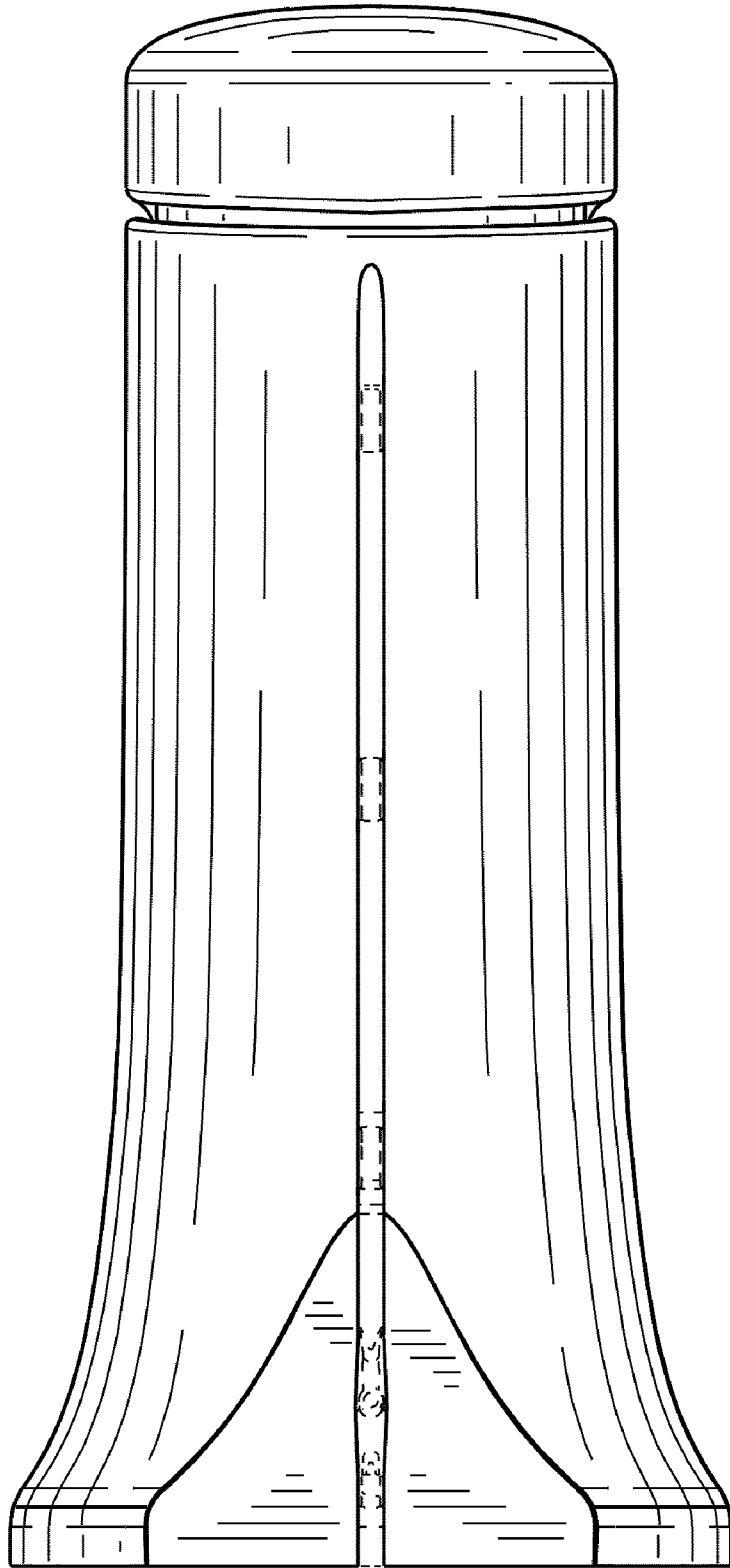


FIG. 4

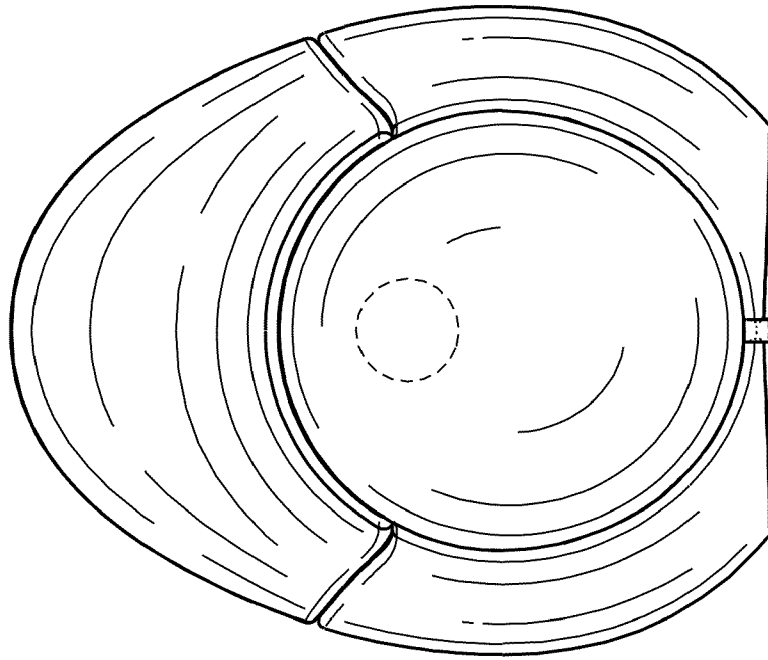


FIG. 5

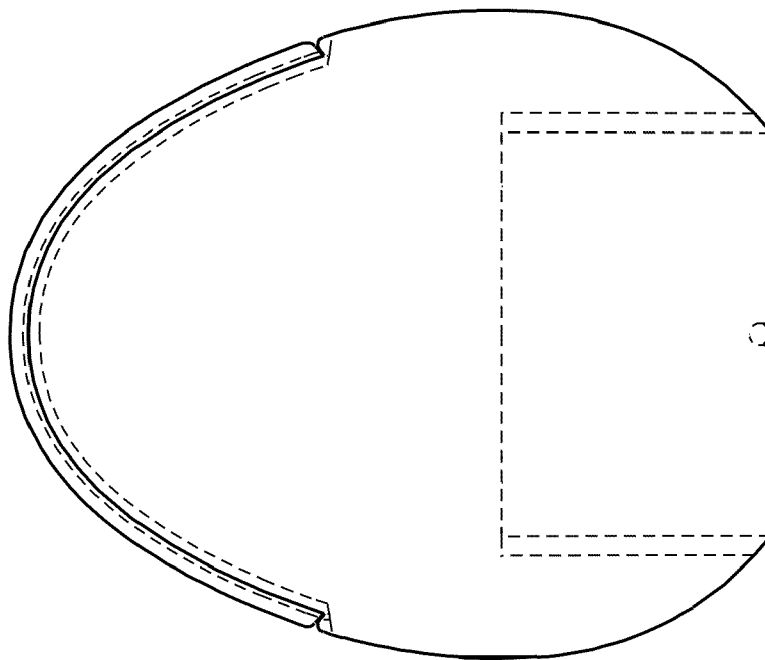


FIG. 6