



US00D477529S

(12) **United States Design Patent** (10) **Patent No.:** **US D477,529 S**
Chan (45) **Date of Patent:** **** Jul. 22, 2003**

(54) **CANDY CONTAINER**

(57) **CLAIM**

(76) **Inventor:** **Pak Nin Chan**, Unit A, Chuan Yuan
Factory Building, 8/F, 342-344 Kwun
Tong Road, Kwun Tong, Kowloon (HK)

The ornamental design for a candy container, substantially
as shown and described.

(**) **Term:** **14 Years**

DESCRIPTION

(21) **Appl. No.:** **29/168,806**

FIG. 1 is a pictorial view of the container showing a
moveable handle on the container projecting laterally out-
wardly from the container;

(22) **Filed:** **Oct. 9, 2002**

FIG. 2 is a first side elevational view of the container shown
by **FIG. 1**, the second side elevational view being a mirror
image of the first side elevational view;

(51) **LOC (7) Cl.** **09-03**

FIG. 3 is an elevational view looking towards a portion of
the container to which the handle is attached;

(52) **U.S. Cl.** **D9/307; D24/197**

FIG. 4 is an elevational view looking towards the container
from a side of the container that is diametrically opposite the
handle;

(58) **Field of Search** **D9/307, 319, 339,**
D9/503, 504, 549, 564; D3/201, 202; D24/197;
215/11.1, 11.6

FIG. 5 is a top plan view of the container shown by **FIGS.**
1-4;

(56) **References Cited**

FIG. 6 is a bottom plan view of the container shown by
FIGS. 1-5;

U.S. PATENT DOCUMENTS

FIG. 7 is a view like **FIG. 1** but showing the flexible handle
moved downwardly into a second position;

5,316,160 A	*	5/1994	Cautereels	215/11.1
D375,679 S	*	11/1996	Russell	D9/339
D428,656 S	*	7/2000	Alexander et al.	D24/197
6,092,680 A	*	7/2000	Pillado	215/11.1
D430,676 S	*	9/2000	Kong	D24/197
6,302,286 B1	*	10/2001	Witherspoon	215/11.6
D455,069 S	*	4/2002	Johnson	D9/307
D468,631 S	*	1/2003	Hart et al.	D9/311

FIG. 8 is a view like **FIG. 2**, but showing the handle position
of **FIG. 7;**

* cited by examiner

FIG. 9 is a view like **FIG. 3**, but showing the handle in the
second position;

Primary Examiner—Sandra L. Morris
(74) *Attorney, Agent, or Firm*—Delbert J. Barnard

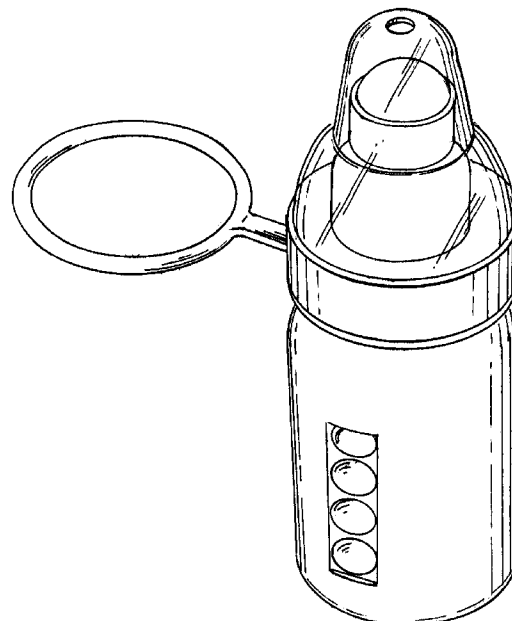
FIG. 10 is a view like **FIG. 4**, but showing the handle in the
second position;

1 Claim, 4 Drawing Sheets

FIG. 11 is a view like **FIG. 5**, but showing the handle in the
second position; and,

FIG. 12 is a view like **FIG. 6** but showing the handle in the
second position.

The broken line showings are for illustrative purposes only,
and form no part of the claimed design.



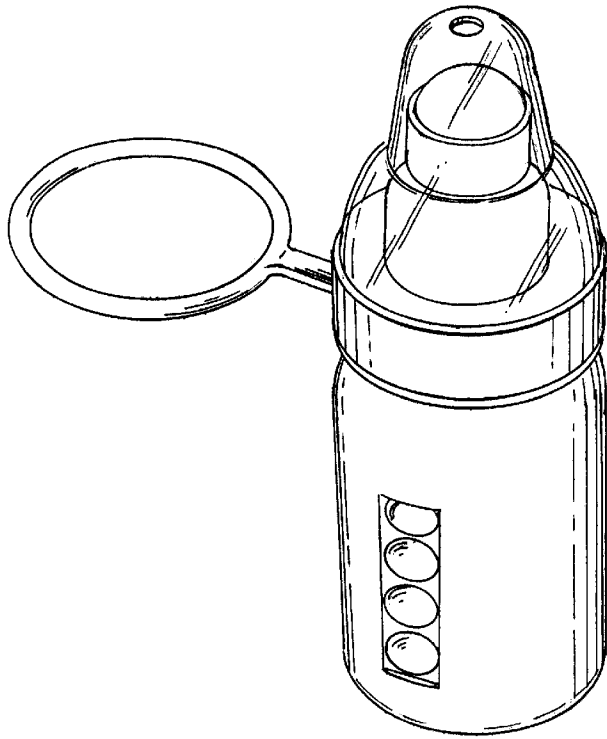


FIG. 1

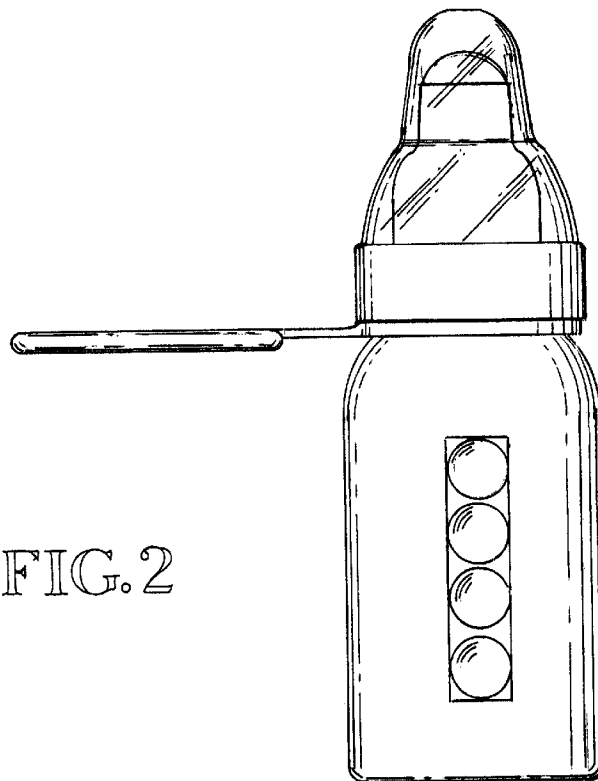


FIG. 2

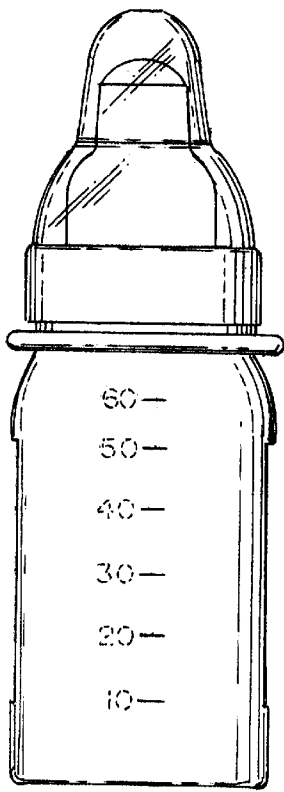


FIG. 3

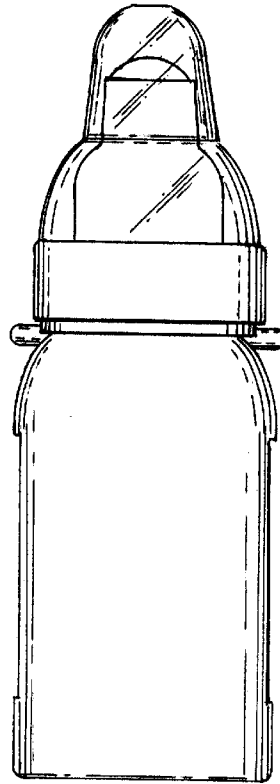


FIG. 4

FIG. 5

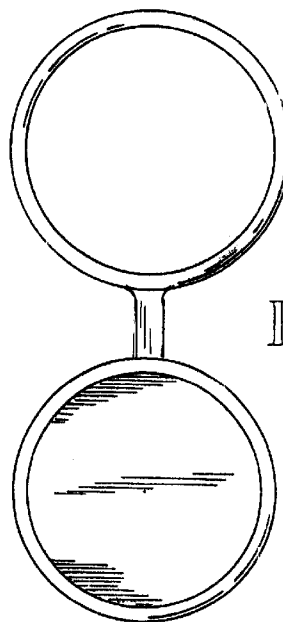
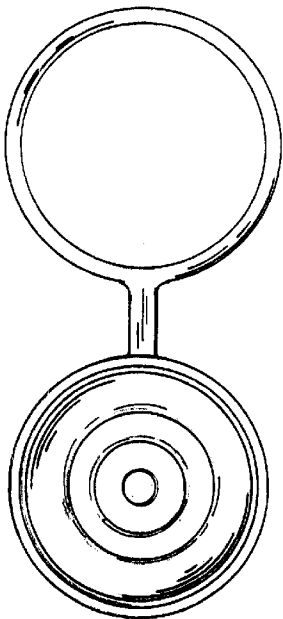


FIG. 6

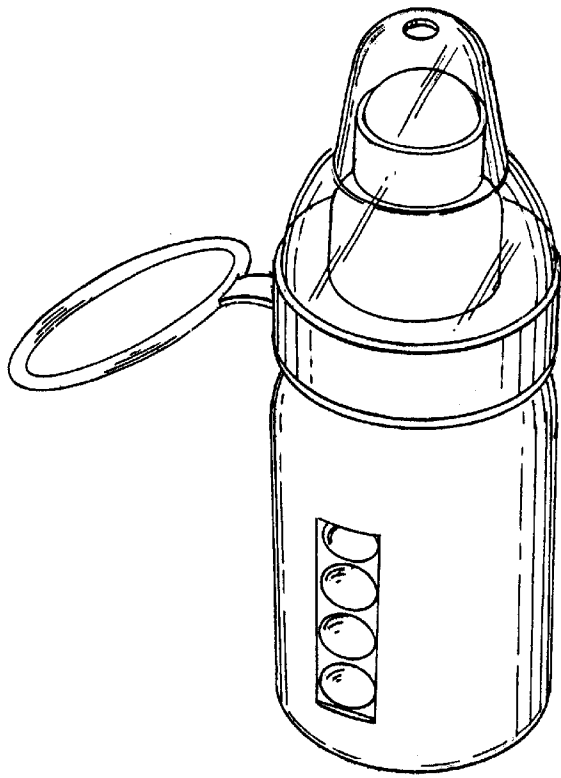


FIG. 7

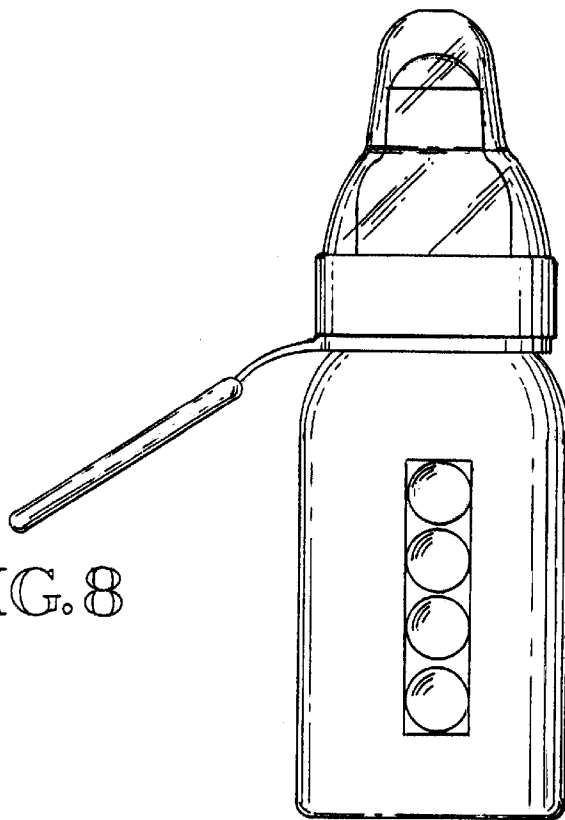


FIG. 8

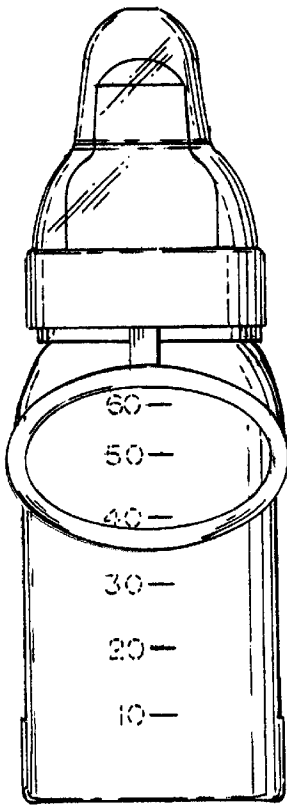


FIG. 9

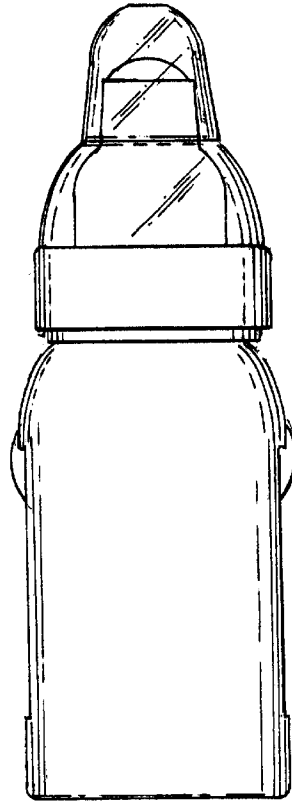


FIG. 10

FIG. 11

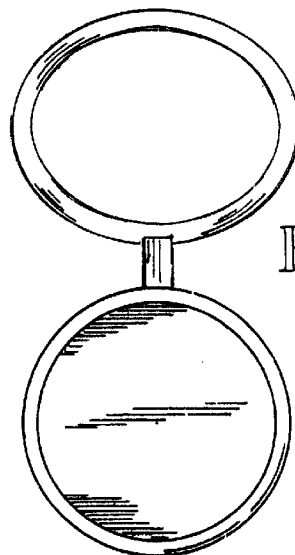
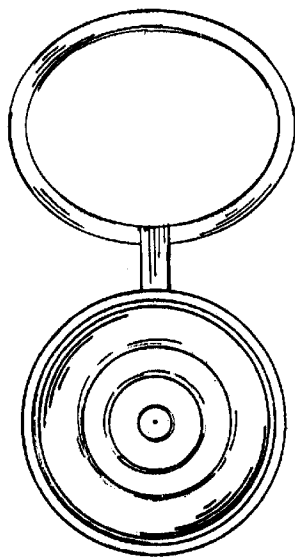


FIG. 12