

D. S. DAUDT.  
CATAMENIAL APPLIANCE.  
APPLICATION FILED AUG. 24, 1908.

924,644.

Patented June 15, 1909.

Fig. 1.

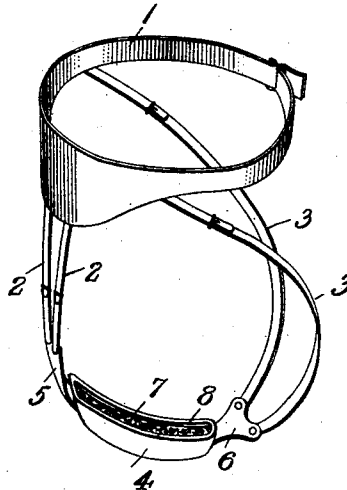


Fig. 2.

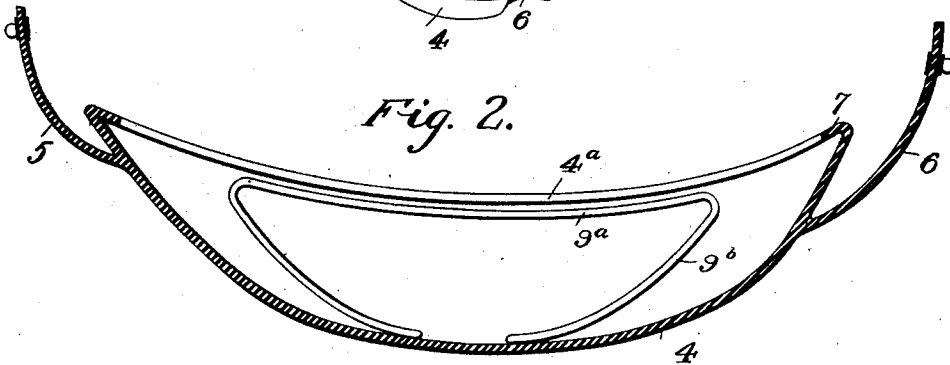


Fig. 3.

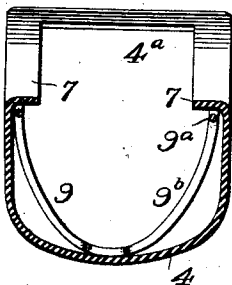
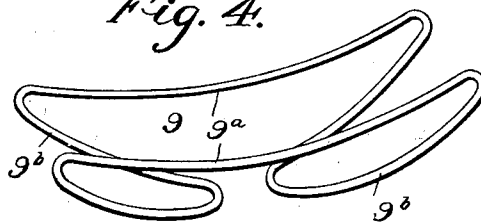


Fig. 4.



Witnesses

Jos. H. Collins.  
N. G. Keim.

Inventor  
D. S. Daudt

By *Becker & Co.*

Attorneys.

# UNITED STATES PATENT OFFICE.

DOUGLAS S. DAUDT, OF NORTH PLAINFIELD, NEW JERSEY.

## CATAMENIAL APPLIANCE.

No. 924,644.

Specification of Letters Patent.

Patented June 15, 1909.

Application filed August 24, 1908. Serial No. 449,999.

*To all whom it may concern:*

Be it known that I, DOUGLAS S. DAUDT, a citizen of the United States, residing at North Plainfield, in the county of Somerset and State of New Jersey, have invented certain new and useful Improvements in Catamenial Appliances, of which the following is a specification.

This invention consists of a novel form of sanitary appliance for use by women during monthly periods, and commonly called catamenial sacks.

The several advantageous features of the invention will be fully appreciated by reference to the following detail description and the accompanying drawings, in which—

Figure 1 is a perspective view of an appliance embodying the invention; Fig. 2 is a longitudinal sectional view of the sack or container; Fig. 3 is a transverse sectional view of the sack, and Fig. 4 is a detail view of the spring frame for the sack.

In carrying out the invention it is contemplated to employ any suitable body attaching means as a part of the appliance. That shown in the drawings consists of a belt 1 from the front portion of which depend two adjustable straps 2, each of the latter having a fastening member at its lower end. Rear straps 3, also adjustable for obvious purposes, connect with opposite sides of the belt 1, and each of these has a fastening member at its lower end. The sack 4 is carried by the straps 2 and 3 and has a front tab 5 and a rear tab 6 provided with studs to coact with the snap fasteners on the front and rear straps 2 and 3 respectively.

The sack 4 is elongated and is made from soft rubber of excellent grade, being entirely open at its upper side as shown at 4<sup>a</sup>. The edge portion of the sack at the opening 4<sup>a</sup> is formed with a continuous inwardly extending or lateral flange or lip 7, the purpose of which is to obviate likelihood that any of the discharge received by the container may escape therefrom and soil the garments, especially when the appliance is worn at night. The usual absorbent pad or sponge 8 is arranged in the sack 4.

It is to be noted that the tabs 5 and 6 of the sack 4 are peculiarly arranged in that they extend from the sack not at the opposite extremities thereof, as usual, but at points some distance below the ends of the container. It has been found that where the body attaching means is connected with the

sack at the extremities of the latter, the ends of the sack are often held away from the body, especially when the appliance is used by women of peculiar shape at that portion of the body to which the invention is applied. By locating the tabs 5 and 6 below the extremities of the sack 4 the ends of the latter must fit snugly against the body when the appliance is in use, as will be evident.

A feature of the invention of great importance may now be described. Within the sack 4 is arranged a removable spring frame 9 comprising spaced elongated sides 9<sup>a</sup> downwardly and reversely bent at the ends to provide connected spring extensions 9<sup>b</sup> the lower portions of which rest on the bottom of the sack 4. The sides 9<sup>a</sup> of the frame 9 are adapted to engage beneath the sides of the flange 7 of the sack. The peculiar form of the frame 9 is advantageous in the special application above described in that it effectively prevents collapsing of the sack, though readily permitting the same to be compressed by reason of pressure thereagainst at any portion, whether from opposite sides, opposite ends, above or below, or any combination of directions. The sack is always maintained in operative shape under all conditions, irrespective of the movement of the limbs, posture of the wearer, or pressure exerted thereon. It has been ascertained that the construction of the spring frame 9 is such that it will readily yield in ten or more different directions while in the sack. The form of the frame 9 is such, also, that the pad or sponge 8 is adapted to be received between the sides of said frame and readily displaceable for cleansing or other purposes.

In side view the spring frame 9 is somewhat the same conformation as the sack 4 but considerably shorter in order that it may slide bodily lengthwise in the sack should the wearer of the appliance sit down, or assume some posture in which the frame would cause an undue and possibly painful pressure against the body, were the frame not adapted to slide in either direction in the sack when end pressure is exerted against the same. When the spring frame 9 moves longitudinally in the sack 4, adjusting itself to the position of the wearer, said frame is not interfered with in such movement by the pad or sponge 8, the latter permitting of the free movement of the frame independently thereof. In addition to the above the element 9 performs the function of a support

for the lower regions of the body relieving many of the pains during the monthly periods, as will be apparent.

Whenever desired the appliance may be adjusted and the sack 4 can be quickly detached for toilet or other purposes.

Having thus described the invention, what is claimed as new, is:

1. In a catamenial appliance, the combination with an elongated sack, of body attaching means therefor, and a yieldable spring frame arranged in and shorter than said sack and movable bodily longitudinally thereof.

2. In a catamenial appliance, the combination with a sack formed with an opening in its upper side and having a lateral lip extending inwardly from its opposite sides at the opposite edge portions of said opening, and a spring frame embodying spaced elongated sides arranged within the same, each having its upper portion parallel with and beneath the adjacent portion of the lip aforesaid thereby preventing displacement of the frame.

3. In a catamenial appliance, the combination with an elongated sack formed with an opening in its upper side and having lateral lips extending inwardly from the opposite edges of said opening, of a spring

frame shorter than the sack and consisting of opposite sides the upper portions of which are engaged beneath and slidable freely lengthwise of the lips of the sack, said frame having downwardly and reversely arranged ends resting on the bottom of the sack, and an absorbent pad arranged in said sack.

4. In a catamenial appliance, the combination with an elongated sack provided with an opening in its upper portion, of an absorbent pad arranged within said sack, and a yieldable spring frame shorter than the sack arranged therein and movable lengthwise thereof independently of the absorbent pad.

5. In a catamenial appliance, the combination with a sack, of body attaching means therefor, said sack being open at its top portion, and a spring frame within said sack and comprising a single length of wire bent to form spaced side members, each extending longitudinally of the sack and having opposite downwardly and reversely turned ends resting on the bottom of the sack.

In testimony whereof I affix my signature in presence of two witnesses.

DOUGLAS S. DAUDT.

Witnesses:

F. N. ANDERSON,  
F. J. BLATZ.