



US00D736663S

(12) **United States Design Patent**
Cardin et al.

(10) **Patent No.:** **US D736,663 S**

(45) **Date of Patent:** **** Aug. 18, 2015**

(54) **METER SOCKET**

(71) Applicant: **Thomas & Betts International, Inc.**,
Wilmington, DE (US)

(72) Inventors: **Daniel Cardin**, Sainte-Julie (CA);
Marie-Ève Bernard,
St-Jean-sur-Richelieu (CA); **Benoît**
Orban, Saint-Lambert (CA); **Patrick**
Mainville, Montréal (CA); **Daniel**
Lalancette, St-Jean-sur-Richelieu (CA)

(73) Assignee: **Thomas & Betts International, Inc.**,
Wilmington, DE (US)

(**) Term: **14 Years**

(21) Appl. No.: **29/451,529**

(22) Filed: **Apr. 3, 2013**

(51) **LOC (10) Cl.** **10-04**

(52) **U.S. Cl.**
USPC **D10/100**

(58) **Field of Classification Search**

USPC D10/99-100
CPC H02B 1/03; H02B 1/50; H02B 1/30;
H02B 1/31; H02B 1/32; H02B 1/33; H02B
1/34; H02B 1/35; H02B 1/36; H02B 1/37;
H02B 1/38; H02B 1/46; G01R 11/04
See application file for complete search history.

(56) **References Cited**

U.S. PATENT DOCUMENTS

3,158,679 A 11/1964 Ware
3,361,938 A 1/1968 Watson

(Continued)

FOREIGN PATENT DOCUMENTS

CA 2062256 9/1995
CA 2311518 A1 10/1999

(Continued)

OTHER PUBLICATIONS

Co-Pending U.S. Appl. No. 13/839,045, filed Mar. 15, 2013.

Primary Examiner — Antoine D Davis

(74) *Attorney, Agent, or Firm* — Snyder, Clark, Lesch & Chung, LLP

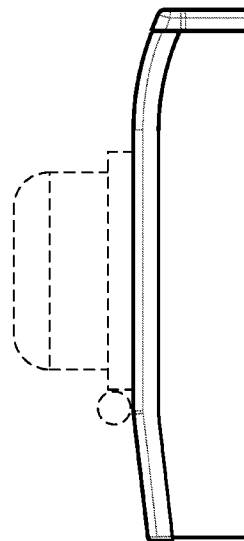
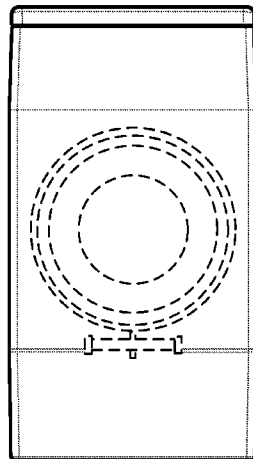
(57) **CLAIM**

The ornamental design of a meter socket, as shown in the figures and described.

DESCRIPTION

FIG. 1A is a front view of a meter socket of the present invention;
FIG. 1B is a right-side view of the meter socket of FIG. 1A;
FIG. 1C is a left-side view of the meter socket of FIG. 1A;
FIG. 1D is a top view of the meter socket of FIG. 1A;
FIG. 1E is a perspective view of the meter socket of FIG. 1A;
FIG. 2A is a front view of a meter socket of the present invention in another embodiment;
FIG. 2B is a right-side view of the meter socket of FIG. 2A;
FIG. 2C is a left-side view of the meter socket of FIG. 2A;
FIG. 2D is a top view of the meter socket of FIG. 2A; and,
FIG. 2E is a perspective view of the meter socket of FIG. 2A.
In FIGS. 1A through 1E, contours are shown with thin grey lines. In FIGS. 2A through 2E, contours are shown with lines indicating shading. Structure that is not part of the claimed design, but shows the environment in which the design is associated, is represented in the drawings by broken lines.

1 Claim, 10 Drawing Sheets



(56)

References Cited

U.S. PATENT DOCUMENTS

3,502,785	A	3/1970	Nickola	
3,524,477	A	8/1970	Steger	
3,614,538	A	10/1971	Nickola	
3,691,288	A	9/1972	Sturdivan	
3,868,080	A	2/1975	Olson	
3,879,641	A	4/1975	Byrd	
3,936,589	A	2/1976	Teeters	
3,996,415	A	12/1976	Provorse	
RE31,359	E	8/1983	Nickola	
4,723,580	A	2/1988	Trautwein	
4,864,467	A	9/1989	Byrd	
4,887,187	A	12/1989	Nickola	
4,977,482	A	12/1990	Langdon	
5,304,736	A	4/1994	Halfacre	
5,377,074	A	12/1994	Byrd	
5,400,212	A	3/1995	Hanson	
5,523,529	A	6/1996	Holliday	
5,614,695	A	3/1997	Benito Navazo	
5,804,769	A	9/1998	Morena	
5,973,264	A	10/1999	O'Connor	
D430,499	S *	9/2000	Sakakibara et al.	D10/100
6,180,878	B1	1/2001	Gretz	

6,247,500	B1	6/2001	McMahon	
6,274,814	B1	8/2001	Iavarone	
6,437,247	B1	8/2002	Holliday	
6,646,203	B1	11/2003	Liao	
7,085,128	B2	8/2006	Wilfong	
7,385,148	B2	6/2008	Picard	
D682,720	S *	5/2013	Kagan et al.	D10/100
D682,721	S *	5/2013	Kagan et al.	D10/100
D703,077	S *	4/2014	Kagan et al.	D10/99
D703,563	S *	4/2014	Kagan et al.	D10/100
D707,145	S *	6/2014	McLean et al.	D10/99
2013/0111817	A1 *	5/2013	Koberling	49/382

FOREIGN PATENT DOCUMENTS

CA	2270761	A1	11/1999
CA	2074971	C	7/2002
CA	2436283	A1	2/2004
CA	101947		7/2004
CA	101986		7/2004
CA	2556355	A1	9/2005
CA	107079		12/2005
CA	136298		2/2011
CA	136299		2/2011

* cited by examiner

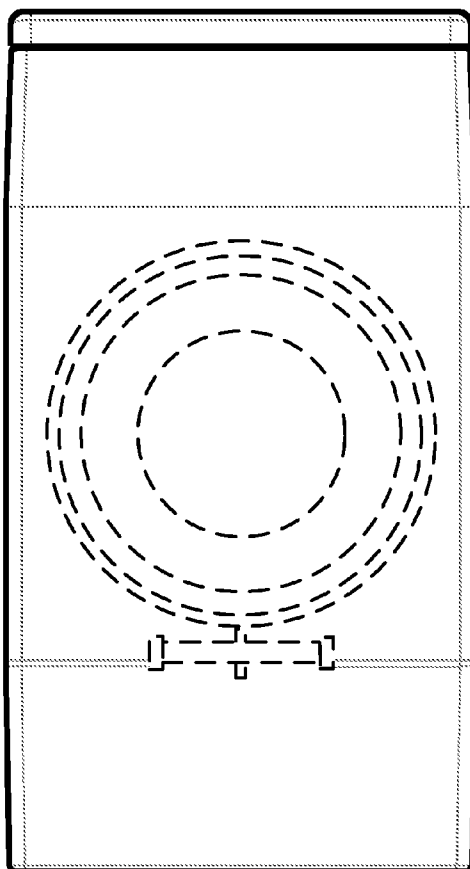


FIG. 1A

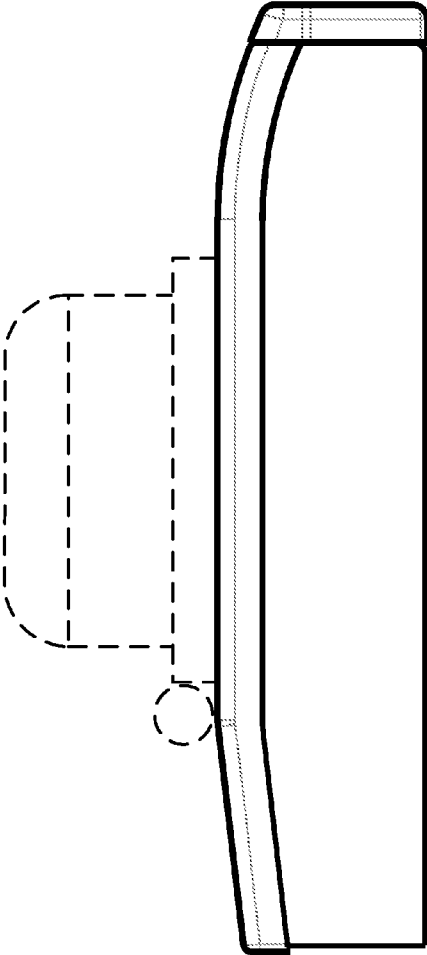


FIG. 1B

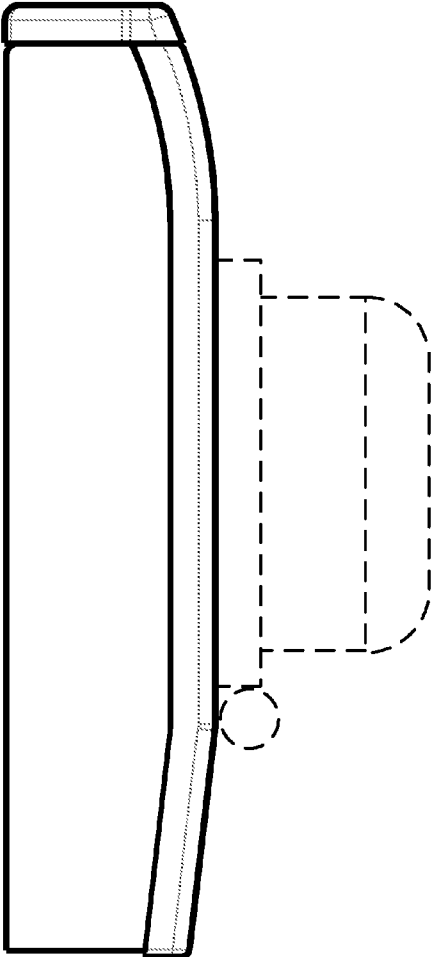


FIG. 1C

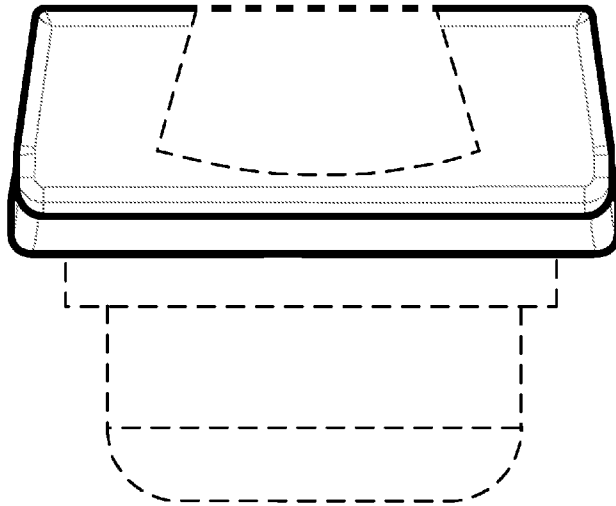


FIG. 1D

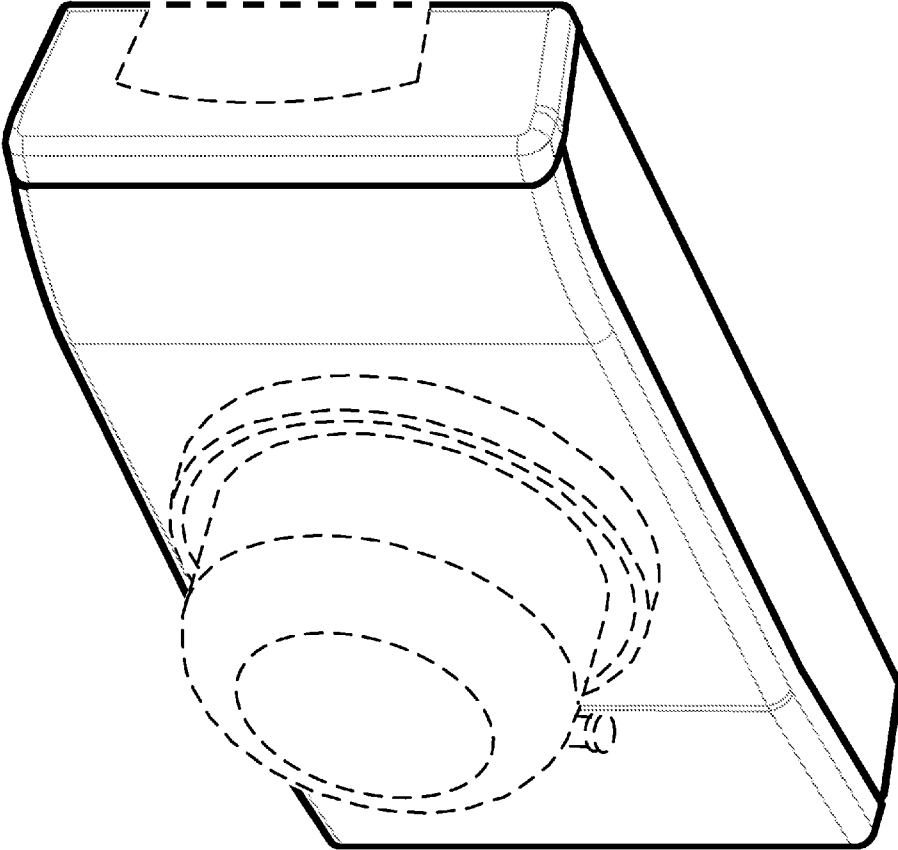


FIG. 1E

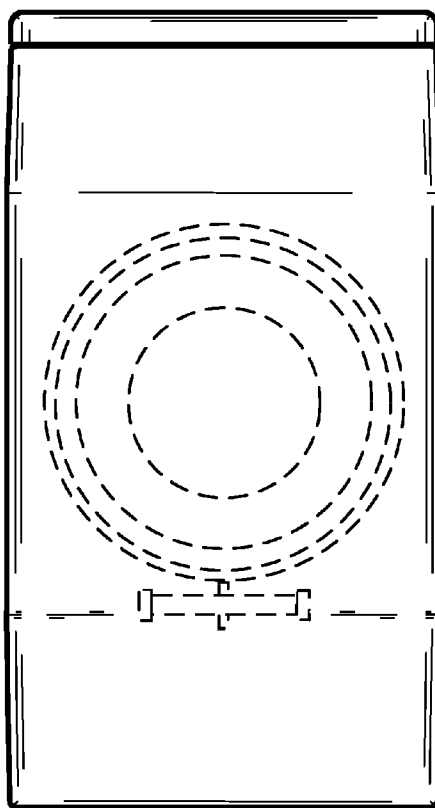


FIG. 2A

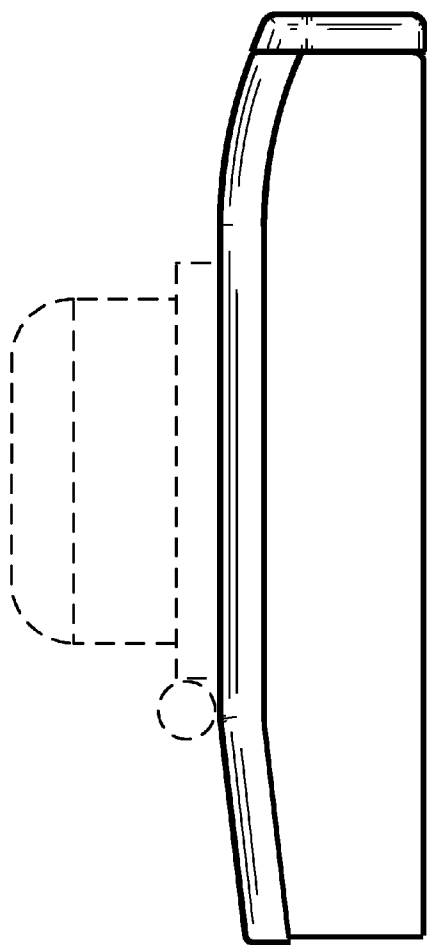


FIG. 2B

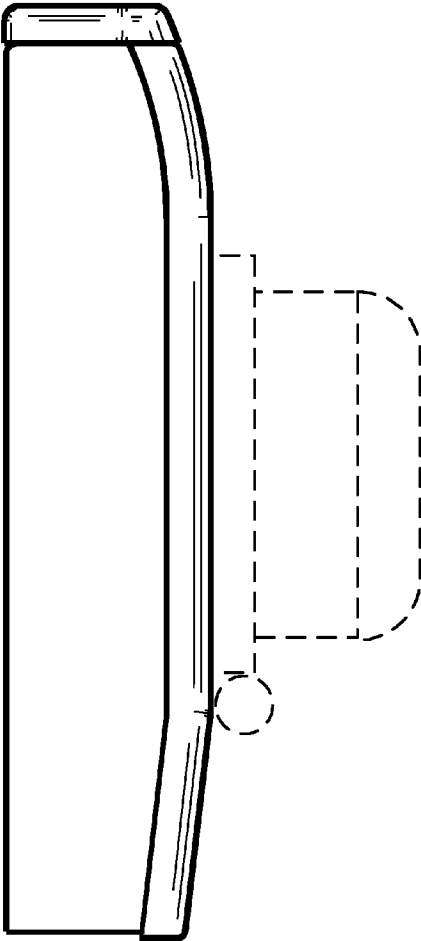


FIG. 2C

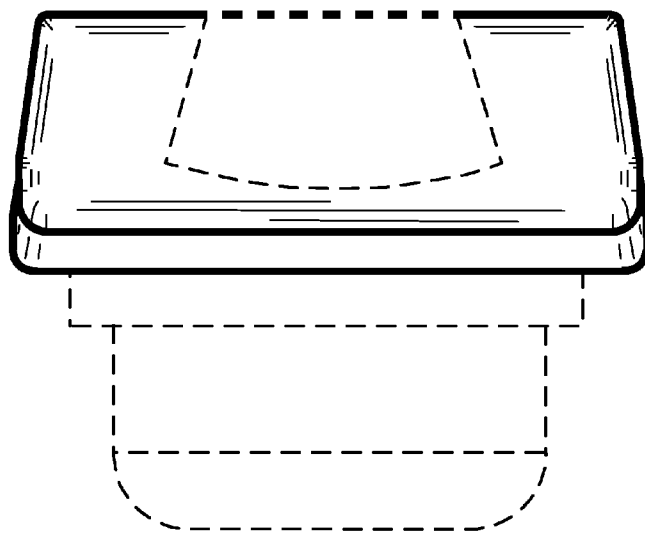


FIG. 2D

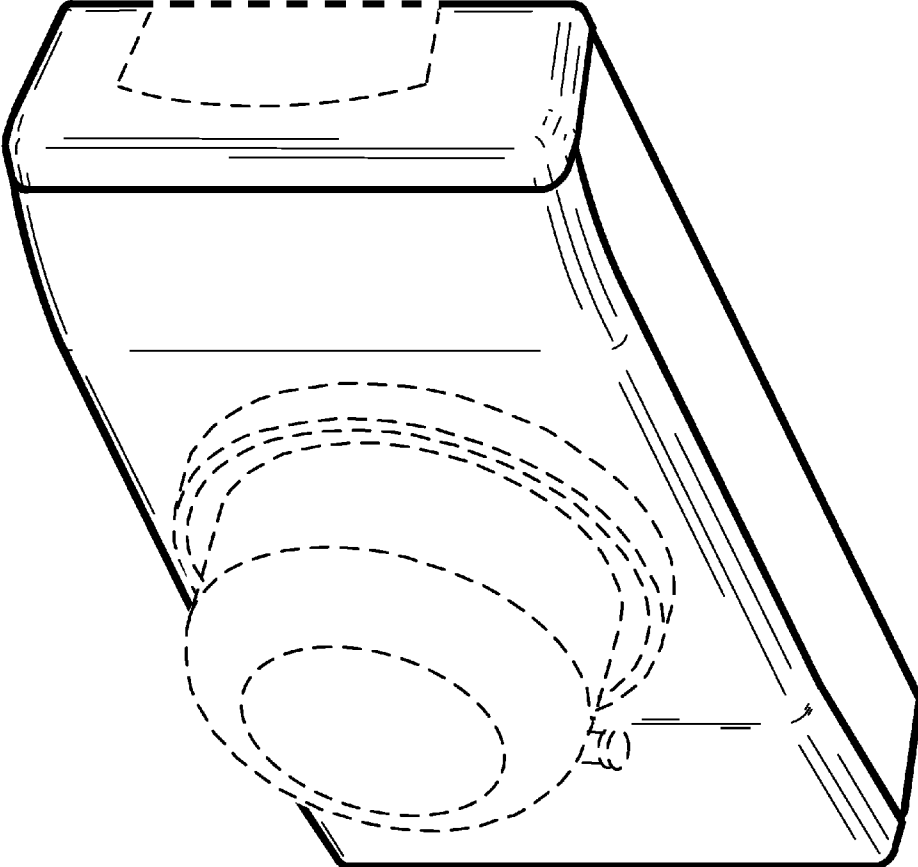


FIG. 2E