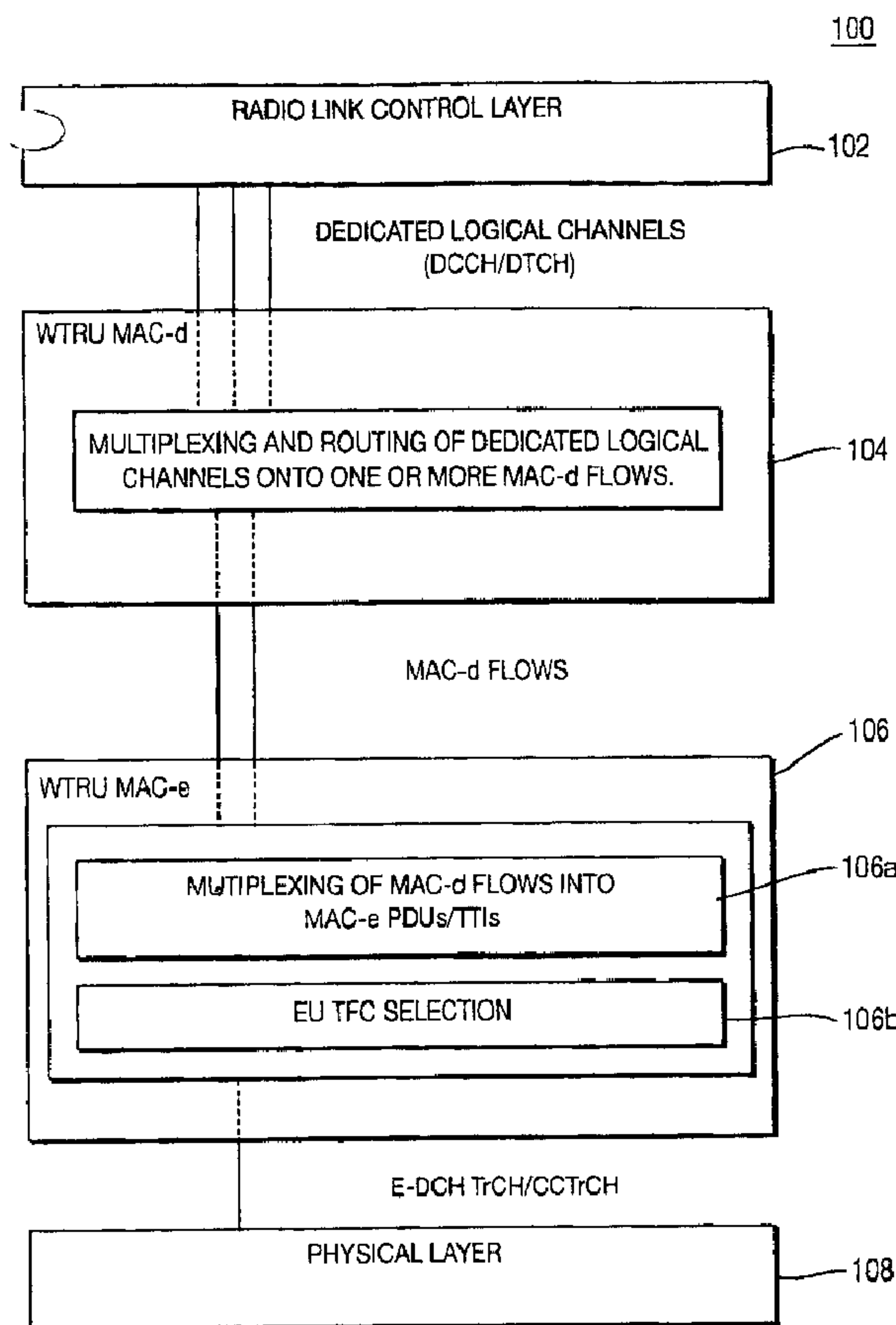




(22) Date de dépôt/Filing Date: 2005/07/05  
 (41) Mise à la disp. pub./Open to Public Insp.: 2006/02/23  
 (62) Demande originale/Original Application: 2 776 885  
 (30) Priorités/Priorities: 2004/07/19 (US60/588,960);  
 2005/04/25 (US11/113,763)

(51) Cl.Int./Int.Cl. *H04W 72/12* (2009.01)  
 (71) Demandeur/Applicant:  
 INTEL CORPORATION, US  
 (72) Inventeur/Inventor:  
 TERRY, STEPHEN E., US  
 (74) Agent: RICHES, MCKENZIE & HERBERT LLP

(54) Titre : PROCÉDE ET DISPOSITIF DE MULTIPLEXAGE EN LIAISON MONTANTE AMÉLIORÉ  
 (54) Title: METHOD AND APPARATUS FOR ENHANCED UPLINK MULTIPLEXING



(57) **Abrégé/Abstract:**

A method and apparatus for enhanced uplink multiplexing are disclosed. A set of combinations of MAC-d flows (and/or logical channels) that are allowed to be multiplexed within a MAC-e PDU is defined for a WTRU. The WTRU MAC-e entity selects a



(57) **Abrégé(suite)/Abstract(continued):**

combination among a set of allowed combinations for multiplexing MAC-d flows for each MAC-e PDU. Certain MAC-d flow combinations may be defined that can not be blocked from transmission even when the WTRU is in a transmit power restricted state. The amount of data from each logical channel or corresponding MAC-d flow that can be multiplexed within a MAC-e PDU may be defined to ensure guaranteed data rates. When the WTRU is in a restricted power condition, an indication of the restricted power condition may be passed to the Node-B with the EU transmission.

**ABSTRACT**

A method and apparatus for enhanced uplink multiplexing are disclosed. A set of combinations of MAC-d flows (and/or logical channels) that are allowed to be multiplexed within a MAC-e PDU is defined for a WTRU. The WTRU MAC-e entity selects a combination among a set of allowed combinations for multiplexing MAC-d flows for each MAC-e PDU. Certain MAC-d flow combinations may be defined that can not be blocked from transmission even when the WTRU is in a transmit power restricted state. The amount of data from each logical channel or corresponding MAC-d flow that can be multiplexed within a MAC-e PDU may be defined to ensure guaranteed data rates. When the WTRU is in a restricted power condition, an indication of the restricted power condition may be passed to the Node-B with the EU transmission.

**TITLE OF THE INVENTION****METHOD AND APPARATUS FOR  
ENHANCED UPLINK MULTIPLEXING**

[0001] This application is a divisional of Application Serial No. 2,776,885 which is a divisional of Application Serial No. 2,574,104 filed internationally on July 5, 2005 as PCT/US2005/023891 and entered nationally in Canada on January 17, 2007.

**FIELD OF INVENTION**

[0002] The present invention is related to a wireless communication system. More particularly, the present invention is a method and apparatus for enhanced uplink multiplexing.

**BACKGROUND OF THE INVENTION**

[0003] In third generation (3G) wireless communication systems, a wireless transmit/receive unit (WTRU) has the ability to support multiple applications with different quality of services (QoS) requirements running simultaneously. Applications associated with individual data flows from a radio link control layer (RLC) are known as logical channels. These logical channels are mapped to transport channels (TrCH) within the medium access control (MAC) layer. Each TrCH is associated with a specific QoS. Logical channels with similar QoS requirements are mapped to common TrCHs.

[0004] Several TrCHs can be multiplexed into a coded composite transport channel (CCTrCH). Each TrCH has a specified coding rate and rate matching attributes within the CCTrCH to allow for different levels of error protection. Combinations of TrCHs that are allowed in a CCTrCH transmit time interval (TTI) are defined by a transport format combination set (TFCS). The TFCS defines the allowed multiplexing combinations of TrCHs within each CCTrCH TTI.

[0005] Each TTI, the MAC selects a transport format combination (TFC)

from the TFCS or a configured TFC subset. TFCs are selected based on the transmission priority of the logical channels that are mapped to each TrCH. TFC selection rules are based on maximizing transmission of the highest priority data.

[0006] The TFCS is configured to allow certain TrCH data combinations and not allow others. This mechanism is used to ensure maximum and minimum data rates of each TrCH within the CCTrCH.

[0007] Each TTI, TFCs within the TFCS are checked to determine if the TFCs can be supported by the available transmission power of the WTRU. A TFC which can not be supported is considered to be in an excess power state and can be transmitted for a short period. If the transmission power requirement is not satisfied within this period the TFC is blocked from transmission. Certain TFCs in a "minimum set" are excluded from being blocked. These transport channel configurations for the TFCS, TFC selection rules and the minimum set are used to maintain QoS of individual data flows.

[0008] Enhanced uplink (EU) has been developed to reduce transmission latency and increase radio resource efficiency in the uplink. A WTRU is provided with only one EU TrCH. Since there is only one EU TrCH per WTRU, just a list of transport formats (TFs) for the EU TrCH exists that does not distinguish requirements for different logical channel priorities and QoS. The configured CCTrCH TFCS and TFC selection rules to properly coordinate transmission multiplexing within TTIs only work where multiple TrCHs are provided and logical channels of common QoS requirements are mapped to specific TrCHs. Since there is only one EU TrCH, these multiplexing rules and the QoS provided for individual data flows are not available for EU.

[0009] In order to properly maintain QoS requirements of individual data flows, it is necessary to define new WTRU multiplexing rules for logical channels or MAC-d flows mapped onto enhanced uplink medium access control (MAC-e) protocol data units (PDUs).

**SUMMARY OF THE INVENTION**

[0010] The present invention is a method and apparatus for enhanced uplink multiplexing. A set of combinations of MAC-d flows, (and/or logical channels), that are allowed to be multiplexed within a MAC-e PDU is defined for each WTRU. The WTRU MAC-e entity selects a combination among a set of allowed combinations for multiplexing MAC-d flows for each MAC-e PDU. Certain logical channel or corresponding MAC-d flow combinations may be defined that can not be blocked from transmission even when the WTRU is in a transmit power restricted state. The amount of data from each logical channel or corresponding MAC-d flow that can be multiplexed within a MAC-e PDU may be defined to ensure guaranteed data rates. When the WTRU is in a restricted power condition that reduces the EU transmission payload below what is allowed by the EU channel allocation received from Node-B, an indication of the restricted power condition may be passed to Node-B with the EU transmission.

[0011] According to an embodiment of the present invention there is provided a wireless transmit/receive unit (WTRU) configured to multiplex a plurality of dedicated channel medium access control (MAC-d) flows, comprising: means for receiving information indicating combinations of MAC-d flows that are allowed to be multiplexed within an enhanced uplink medium access control (MAC-e) protocol data unit (PDU), wherein the information is received from a radio network through radio resource control (RRC) signaling; and a MAC-e means for multiplexing MAC-d flows within the MAC-e PDU in accordance with an allowed combination of MAC-d flows as indicated by the received information.

[0012] According to an embodiment of the present invention there is provided a method for multiplexing a plurality of dedicated channel medium access control (MAC-d) flows comprising: receiving information indicating combinations of MAC-d flows that are allowed to be multiplexed within an enhanced uplink medium access control (MAC-e) protocol data unit (PDU), wherein the information is received from a radio network through radio

resource control (RRC) signalling; and multiplexing MAC-d flows within the MAC-e PDU in accordance with an allowed combination of MAC-d flows as indicated by the received information.

[0013] According to an embodiment of the present invention, there is provided a method for multiplexing data comprising: a method for multiplexing data comprising: receiving transmit data over a plurality of logical channels; mapping the transmit data to a plurality of dedicated medium access control (MAC-d) flows, each of the MAC-d flows associated with a Quality of Service (QoS) attribute; establishing an elimination criteria for the plurality of MAC-d flows to be multiplexed into an enhanced medium access control (MAC-e) protocol data unit (PDU) based, at least in part, on an excess power state of the WTRU and a transmission power characteristic of each of the MAC-d flows; eliminating one or more MAC-d flows from being multiplexed into the MAC-e PDU based, at least in part, on the elimination criteria; multiplexing the remaining plurality of MAC-d flows onto the MAC-e PDU based, at least in part, on a priority associated with each of the plurality of logical channels and a specified set of combinations of MAC-d flows allowed to be mapped onto the MAC-e PDU based on their respective QoS attribute; and transmitting the MAC-e PDU over an uplink transport channel.

[0014] According to an embodiment of the present invention, there is provided a wireless transmit/receive unit (WTRU) comprising: means for receiving transmit data over a plurality of logical channels; means for establishing an elimination criteria for the plurality of MAC-d flows to be multiplexed into an enhanced medium access control (MAC-e) protocol data unit (PDU) based, at least in part, on an excess power state of the WTRU and a transmission power characteristic of each of the MAC-d flows; means for eliminating one or more MAC-d flows from being multiplexed into the MAC-e PDU based, at least in part, on the elimination criteria; means for multiplexing the remaining plurality of MAC-d flows onto the MAC-e PDU based, at least in part, on a priority associated with each of the plurality of logical channels

and a specified set of combinations of MAC-d flows allowed to be mapped onto the MAC-e PDU based on their respective QoS attribute; and means for transmitting the MAC-e PDU over an uplink transport channel.

[0015] According to an embodiment of the present invention, there is provided a method for multiplexing data comprising: receiving configuration information from a wireless network, wherein the configuration information indicates a priority of each logical channel and a data size for each logical channel; mapping the plurality of logical channels to a plurality of MAC-d flows, each MAC-d flow having a respective weight; selecting a transport format for an enhanced uplink dedicated channel (E-DCH); multiplexing the plurality of MAC-d flows into the MAC-e PDU based, at least in part, on the priority and the data size of the logical channel mapped to each of the MAC-d flows, wherein available bandwidth on the E-DCH is distributed to each MAC-d flow according to their respective weight; and transmitting the MAC-e PDU to the wireless network.

[0016] According to an embodiment of the present invention, there is provided a wireless transmit/receive unit (WTRU) comprising: means for receiving configuration information from a wireless network, wherein the configuration information indicates a priority of each logical channel and a data size for each logical channel; means for mapping the plurality of logical channels to a plurality of MAC-d flows, each MAC-d flow having a respective weight; means for selecting a transport format for an enhanced uplink dedicated channel (E-DCH); means for multiplexing the plurality of MAC-d flows into the MAC-e PDU based, at least in part, on the priority and the data size of the logical channel mapped to each of the MAC-d flows, wherein available bandwidth on the E-DCH is distributed to each MAC-d flow according to their respective weight; and means for transmitting the MAC-e PDU to the wireless network.

### **BRIEF DESCRIPTION OF THE DRAWINGS**

[0017] Figure 1 is a block diagram of a WTRU for EU multiplexing in accordance with the present invention.

[0018] Figure 2 is a flow diagram of a process for EU multiplexing in accordance with the present invention.

[0019] Figure 3 is a block diagram of an example of WTRU MAC-e entity including functional blocks along with controlling signals in accordance with the present invention.

### **DETAILED DESCRIPTION OF THE PREFERRED EMBODIMENTS**

[0020] Hereafter, the terminology "WTRU" includes but is not limited to a user equipment, a mobile station, a fixed or mobile subscriber unit, a pager, or any other type of device capable of operating in a wireless environment. When referred to hereafter, the terminology "Node-B" includes but is not limited to a base station, a site controller, an access point or any other type of interfacing device in a wireless environment.

[0021] Figure 1 is a block diagram of a WTRU 100 for EU multiplexing in accordance with the present invention. The WTRU comprises an RLC layer 102, a MAC-d entity 104, a MAC-e entity 106 and a PHY entity 108. The RLC layer 102, the MAC-d entity 104 and the PHY entity 108 perform similar functions of a WTRU in a current wireless communication system. It should be noted that the configuration shown in Figure 1 is provided as an example, and the functions performed by the MAC-d entity and the MAC-e entity may be incorporated in one entity, and the functions of the entities in Figure 1 may be implemented in more or less functional entities.

[0022] The RLC layer 102 comprises one or more RLC entities, each associated with certain logical channels, such as a dedicated control channel (DCCH) or a dedicated traffic channel (DTCH). Each MAC-d flow has its associated QoS attributes. The MAC-e entity 106 comprises a multiplexing

function 106a and an EU TFC selection function 106b. The MAC-e entity multiplexes the MAC-d flows onto MAC-e PDUs while selecting a proper TF for the enhanced uplink dedicated channel (E-DCH). The PHY entity 108 processes MAC-e PDUs for wireless transmission.

[0023] The WTRU 100 is configured to support EU transmission through a single EU TrCH. In accordance with the present invention, a set of allowed combinations of MAC-d flows, (and/or logical channels), that are allowed to be multiplexed within a MAC-e PDU is defined for each WTRU 100. MAC-e PDU multiplexing rules are defined which specify what data may be chosen from MAC-d flows, (and/or logical channels), and multiplexed onto a MAC-e PDU for maintaining QoS requirements. The rules may be pre-specified by the standard or may be signaled to the WTRU 100 by a radio network controller (RNC) through radio resource control (RRC) procedures. An RRC signaled set of combinations provides the ability for the RNC to control logical channels or corresponding MAC-d flows to achieve their specific QoS requirements.

[0024] Certain MAC-d flow, (and/or logical channels), combinations that can not be blocked from transmission even when the WTRU is in a transmit power restricted state may also be defined to avoid blocking of any one MAC-d flow, (and/or logical channels). Transmission of these combinations may also be allowed without requiring EU channel allocations from Node-B.

[0025] In accordance with one embodiment, the number of PDUs per transmit time interval (TTI) from each MAC-d flow, (and/or logical channels), that can be multiplexed within a MAC-e PDU may be configured. The number of PDUs per TTI represents a data rate for each channel. For example, all allowed combinations may include one or more PDUs from a particular logical channel, which would guarantee that this particular logical channel is always served.

[0026] In accordance with another embodiment, the set of combinations can be defined with specific data rate from each MAC-d flow,

(and/or logical channels), that can be multiplexed onto the MAC-e PDUs. The set of combinations may also be defined with specified data rate that can be combined or not, with specified data rates from other MAC-d flows, (and/or logical channels),. The data rates from each MAC-d flow, (and/or logical channels), may be explicitly matched with the data rate of other MAC-d flows, (and/or logical channels). In certain combinations, the other channel(s) may transmit no data. The combination may also just identify possible rates for each MAC-d flow, (and/or logical channels), and allow the WTRU to choose any known rate from other channels that does not exceed the allocated physical channel or transmission power limits.

[0027] Within the set of allowed combinations, absolute or relative priority multiplexing rules may be defined to maintain proper prioritization between MAC-d flows, (and/or logical channels). In accordance with an absolute priority scheme, a logical channel or MAC-d flow of higher priority is always served before a logical channel or MAC-d flow of lower priority is served. The chosen multiplexing combination is the one that supports the most highest priority data within the set of TFs defined for the EU TrCH.

[0028] Alternatively, logical channel or MAC-d flow combinations configured by RRC signaling procedures may take precedence over the absolute priority. The RRC signaling procedures may configure allowed combinations of logical channels or MAC-d flows within a MAC-e PDU. The core network may also specify the data size or number of MAC-d PDUs that are allowed to be multiplexed from each logical channel or MAC-d flow into each MAC-e PDU.

[0029] In accordance with a relative priority scheme, a weighting mechanism is specified in order to properly serve low priority channels. A weight is defined for each MAC-d flow, (and/or logical channel). Available bandwidth on the E-DCH is distributed to each logical channel or MAC-d flow according to the defined weight. This approach allows data rates to be distributed across logical channels or corresponding MAC-d flows and avoids bandwidth starvation of lower priority channels.

[0030] The set of allowed combinations may be explicitly signaled by RRC procedures. The RRC configuration allows the RNC to control WTRU multiplexing choices, which can be unique to requirements of the radio access bearer (RAB). Specific allowed combinations of logical channels or MAC-d flows are configured for multiplexing within each MAC-e PDU.

[0031] The WTRU continuously monitors the state of the allowed combinations of MAC-d flows, (and/or logical channels), each EU TTI, and selects a proper combination for transmission in accordance with the monitored state. If a transmit power requirement for a particular combination exceeds a remaining transmit power allowed for the WTRU E-DCH transmission, the combination is in an excess power state and the combination is blocked from E-TFC selection. The time to detect and block transmission of the MAC-d flow, (and/or logical channel), combinations may take several E-DCH TTIs. A similar mechanism is used to restore combinations to the set of allowed combinations when transmit power is sufficient.

[0032] Certain MAC-d flow, (and/or logical channel), combinations that can not be blocked from transmission even when the WTRU is in a transmit power restricted state may also be defined to avoid blocking of any one MAC-d flow, (and/or logical channel). Transmission of these combinations may also be allowed without requiring EU channel allocations from Node-B. Since there is only one EU TrCH, a set of TFCs corresponding to multiple TrCHs is not defined, but just a list of TFs is defined for the single EU TrCH. Therefore it is necessary to define MAC-d flow, (and/or logical channel), combinations in a minimum set which is excluded from being blocked. For example, the E-DCH minimum set may be defined such that it is always possible to transmit at least one MAC-d PDU from any MAC-d flow or logical channel even when the remaining power available for the E-DCH is restricted.

[0033] The rules for multiplexing MAC-d flows, (and/or logical channels), onto MAC-e PDUs per TTI may include a combination for each

MAC-d flow, (and/or logical channel), that includes the smallest possible payload for one logical channel or MAC-d flow and no data for all other logical channels or MAC-d flows mapped to the EU TrCH. The set of these combinations may be defined as the minimum set. This may be a signaling radio bearer for guaranteeing a signaling to the Node-B in a power restricted state.

[0034] Under current 3GPP standards, a TFC is configured for each TrCH that provides the smallest possible transmission on one TrCH and no data on other TrCHs within the CCTrCH. These TFCs are always allowed for transmission to avoid the possibility of blocking individual channels. In the case of EU with only one TrCH supporting multiple logical channels or MAC-d flows, a single reserved TFC is not enough. For EU TrCH, several EU TFs or TFCs are required to support the minimum set on multiplexing combinations. EU TF or TFC includes configurations that allow for transmission of the smallest possible payload for one logical channel or MAC-d flow .

[0035] When the WTRU is in a restricted power condition that reduces the EU transmission payload below what is allowed by the EU channel allocation received from a Node-B, an indication of the restricted power condition is passed to the Node-B with the EU transmission. The indication may be explicitly signaled by a signaling message, (such as a new information element). The WTRU may inform the level of available transmit power of the WTRU.

[0036] The Node-B may implicitly determine that the WTRU is in a power restricted state. The Node-B may detect the WTRU power restricted condition by comparing the channel allocation signaled to the WTRU and the corresponding transmission received from the WTRU. If the channel allocation exceeds what is transmitted and the WTRU either continues to transmit at the reduced rate or indicates it has more data to send, the Node-B implicitly detects the WTRU power restricted condition and takes appropriate actions.

[0037] Figure 2 is a flow diagram of a process 200 for EU multiplexing in accordance with the present invention. A WTRU is configured to support EU transmission through a single EU TrCH. A set of allowed combinations of MAC-d flows, (and/or logical channels), which is allowed to be multiplexed onto one MAC-e PDU is defined for each WTRU (step 202). Transmit data is processed at an RLC layer by at least one RLC entity and forwarded to a MAC-d entity via at least one logical channel (step 204). The transmit data is mapped onto one or more MAC-d flows at an MAC-d entity (step 206). Each MAC-d flow is associated with unique QoS attributes. A combination of MAC-d flows, (and/or logical channels), among the set of allowed combination is selected (step 208). Data from the MAC-d flows are multiplexed onto MAC-e PDUs in accordance with the selected combination (step 210). The MAC-e PDUs are forwarded via an EU TrCH to a physical layer for physical layer processing (step 212).

[0038] Figure 3 is a block diagram of an example of WTRU MAC-e entity 106 including functional blocks along with controlling signals in accordance with the present invention. Figure 3 shows three functional blocks. However, the configuration shown in Figure 3 is provided as an example, and it should be noted that any other configuration may be implemented without departing from the teachings of the present invention. The functional blocks may be combined or separated more or less functional blocks, the order of the functional blocks may be changed in different order, and the functions may be performed simultaneously or in sequence.

[0039] Data from logical channels or corresponding MAC-d flows enter the first functional block 106<sub>1</sub> of the MAC-e entity 106. The first functional block 106<sub>1</sub> determines a subset of MAC-d flow, (and/or logical channels), combinations among the allowed combinations of MAC-d flows, (and/or logical channel). Optionally, the first functional block 106<sub>1</sub> may determine possible rates for each MAC-d flow, (and/or logical channel), in accordance with the RRC configuration.

[0040] The second functional block 106<sub>2</sub> determines available power

and E-TFCs for the subset of MAC-d flow, (and/or logical channel), combinations. The available power for E-DCH is also a configurable parameter. Optionally, the second functional block 106<sub>2</sub> may determine the E-TFC based on a minimum set of combinations which cannot be blocked from transmission.

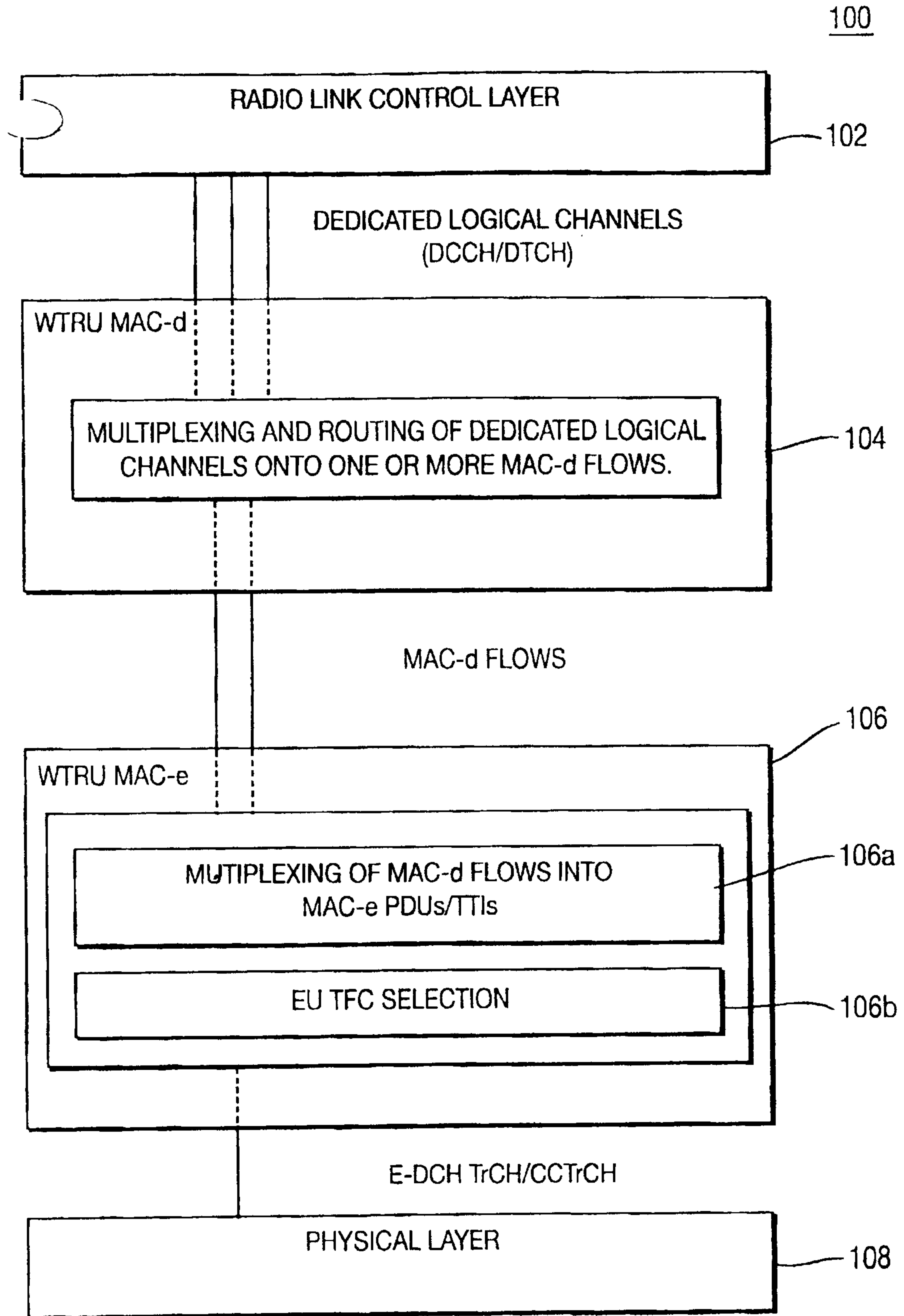
[0041] The third functional block 106<sub>3</sub> generates MAC-e PDUs multiplexing MAC-d flows in accordance with a predetermined criteria, such as configured logical channel or MAC-d flow priorities maximizing transmission of the highest priority data.

[0042] Although the features and elements of the present invention are described in the preferred embodiments in particular combinations, each feature or element can be used alone without the other features and elements of the preferred embodiments or in various combinations with or without other features and elements of the present invention.

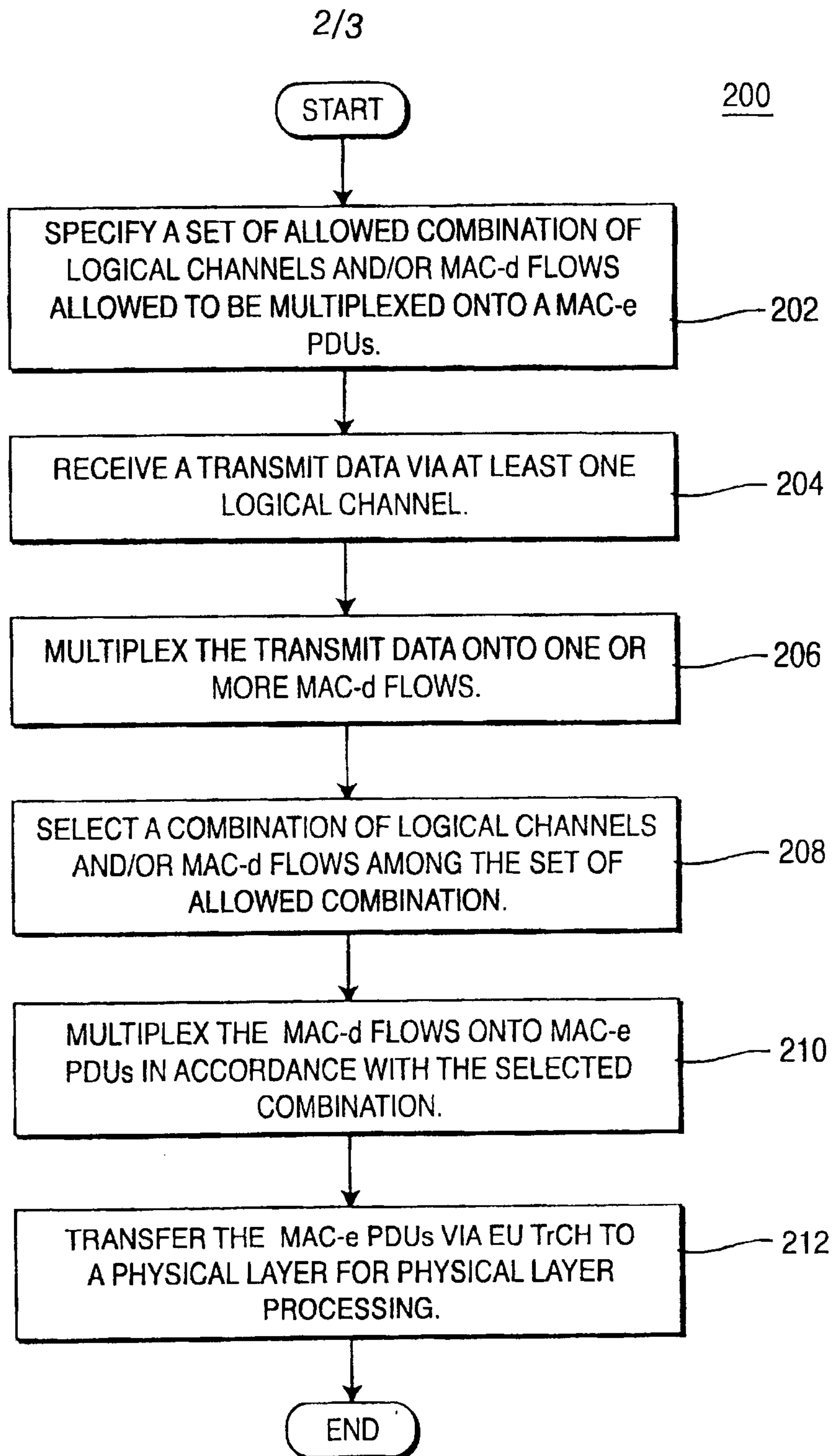
The embodiments of the invention in which an exclusive property or privilege is claimed are defined as follows:

1. A method for multiplexing data comprising:  
receiving data over a plurality of logical channels;  
multiplexing data from the plurality of logical channels into a medium access control (MAC) protocol data unit (PDU) based on a priority associated with each of the plurality of the logical channels; and  
transmitting the MAC PDU over an uplink transport channel; and  
wherein each of the plurality of logical channels is associated with an allowed data rate.
2. The method of claim 1 wherein the data from the plurality of logical channels is multiplexed based on both the allowed data rate and the priority associated with each of the plurality of logical channels.
3. The method of claim 1 wherein data from a logical channel associated with a highest priority is multiplexed first up to the allowed data rate associated with the highest priority logical channel.
4. The method of claim 1 wherein data from a logical channel associated with a higher priority is multiplexed up to its allowed data rate before data from a logical channel associated with a lower priority is multiplexed.
5. The method of claim 1 wherein the allowed data rate is received from a radio network.

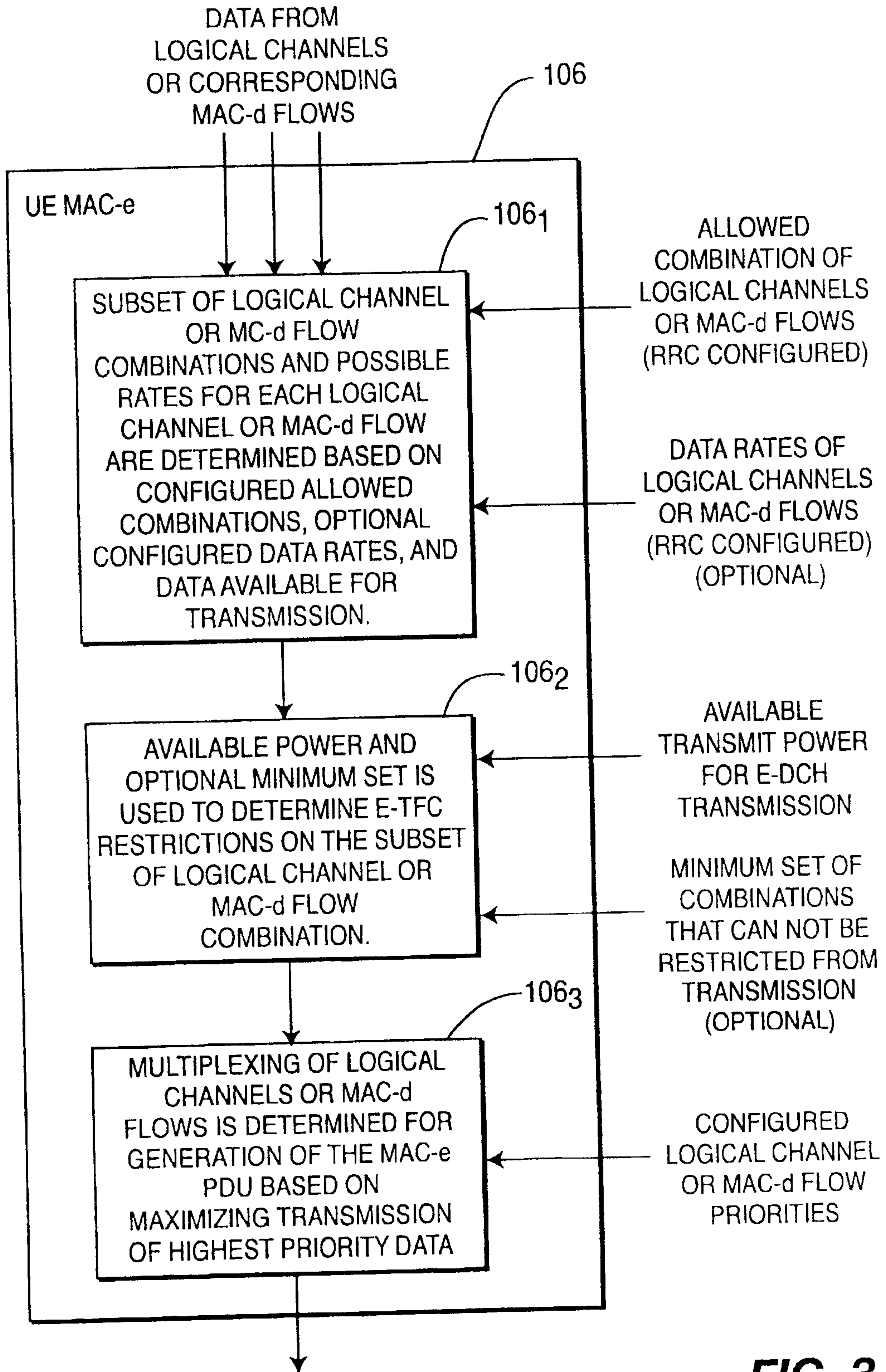
1/3



**FIG. 1**

**FIG. 2**

3/3



**FIG. 3**

